The council elections 2024

Adam Gray

The 2024 council elections

The cover illustration is of Bristol City Hall

Contents

Introduction	5
seat gains and losses	21
Overview of results: seats won	28
Overview of results: vote shares	30
Overview of results: candidates	32
Map of councils controlled	35

Results:

Adur	37
Barnsley	42
Basildon	48
Basingstoke and Deane	53
Blackburn with Darwen	59
Bolton	64
Bradford	71
Brentwood	78
Bristol	82
Broxbourne	89
Burnley	94
Bury	99
Calderdale	104
Cambridge	109
Cannock Chase	114
Castle Point	119
Cheltenham	124
Cherwell	130
Chorley	135
Colchester	140
Coventry	145
Crawley	151
Dorset	156
Dudley	165
Eastleigh	172
Elmbridge	177
Epping Forest	182
Exeter	187
Fareham	192
Gateshead	197
Gloucester	203
Gosport	208
Halton	213
Harlow	218
Hart	223
Hartlepool	228
Hastings	233
Havant	238
Hyndburn	243
Ipswich	248
Kingston upon Hull	253
Kirklees	259
Knowsley	265
Leeds	270
Lincoln	277
Maidstone	282
Manchester	288
Milton Keynes	295
Mole Valley	301
Newcastle-upon-Tyne	306
North East Lincolnshire	312
North Hertfordshire	317
North Tyneside	324
Norwich	330
Nuneaton and Bedworth	335
Oldham	340
Oxford	346
Pendle	352
Peterborough	357
Plymouth	363
Portsmouth	369
Preston	374
Reading	379
Redditch	384
Reigate and Banstead	389
Rochdale	394
Rochford	400
Rossendale	405
Rotherham	410
Rugby	416
Runnymede	421
Rushmoor	427
St Albans	431
Salford	437
Sandwell	443
Sefton	449
Sheffield	455
Solihull	462
South Tyneside	467
Southampton	472
Southend on Sea	477
Stevenage	483
Stockport	488
Stroud	494
Sunderland	500
Swindon	506
Tameside	512
Tamworth	517
Tandridge	522
Three Rivers	528
Thurrock	533
Trafford	538
Tunbridge Wells	544
Wakefield	549
Walsall	555
Warrington	561
Watford	567
Welwyn-Hatfield	572
West Lancashire	577
West Oxfordshire	582
Wigan	588
Winchester	594
Woking	599
Wokingham	604
Wolverhampton	610
Worcester	616
Worthing	622

Index of candidates	627

Sunak's swansong

The 2024 council elections are unusual in that they represented the final chapter in a quartet of results that chronicle the self-inflicted collapse of the governing party from 2021.

In a typical local electoral cycle, party fortunes fluctuate - normally the one in power nationally experiences a mid term trough but rallies as the next general election approaches. But this isn't what happened this time.

The Conservatives had one of their best ever local showings in the 2021 elections as the country emerged from lockdown and the government received a so-called "vaccine boost" for being the first country to produce a covid jab and to get jabs into arms efficiently and effectively.

That election marked the high point, arguably of the entire fourteen years of Conservative government. From then on it was a story of rapid and substantial decline, starting with the Owen Paterson debacle, the Partygate affair, the Pincher scandal (and other equally tawdry scandals prompting seemingly endless by-elections), the mass government resignations and Johnson's absurd attempts to cling on, the summer 2022 leadership campaign, the Truss interegnum and then the rise of Rishi.

Rugrats rearranged

The major claim of those MPs wanting Sunak in No.10 was that "the grownups were now back in charge". This in itself was a bizarre statement given British politics has never known an era where parliamentary careers peaked so soon. Whatever you thought of their politics, Harold Wilson, Edward Heath, Tony Benn, Roy Jenkins, Barbara Castle, Denis Healy, Willie Whitelaw, James Callaghan and Margaret Thatcher - to name just a few - served apprenticeships of years on the backbenches, then held several junior ministerial posts before reaching the cabinet and then ran less glamorous ministries before the big four: the Home Office, the Foreign and Commonwealth Office, the Chancellorship of the Exchequer and Prime Minister.

Neil Kinnock has served as an MP for thirteen years before being elected Leader of the Opposition in 1983 and had at least shadowed an important ministry: education.

Things began to change when John Major replaced Margaret Thatcher. She had turbo-boosted his career by promoting him from Chief Secretary to the Treasury - often regarded as the lowest place at Cabinet level, to Foreign Secretary for three months when Geoffrey Howe resigned and then Chancellor when Nigel Lawson quit. Major had only been an MP for eleven years when he became PM; Blair thirteen when he won his 1997 landslide.

Rishi Sunak and Keir Starmer were both elected to parliament in 2015; Sunak was Chancellor of the Exchequer by February 2020 and Starmer Leader of the Opposition just two months later.

For students of comparative politics it is interesting to consider why Britain is the mirror of the US, which seems blighted by a gerontocracy. We are almost a paedocracy and surely neither situation seems desirable.

Aside from the reality that, in terms of age and experience, none of those attaining the highest office in recent years count as parliamentary grown-ups, the Rishi era only really marked a change in style from that of his predecessors. He showed no greater competence in getting his policy agenda implemented, such as it was - and he quickly showed himself not as a leader but as a reactionary. The Prime Minister seemed to believe that making a speech proclaiming something made it so: A PM of spin with no substance. The rhetoric-reality gap was every bit as large as that of his predecessors.

The Conservative melodrama continued, and Sunak simply presented the country with a different set of shortcomings and policy failures to add to the list voters had long since tired of.

Rishi's five missed pledges

The Sunak strategy, such as it was, was two-fold: to deliver on five relatively modest pledges he'd made at the end of 2022 and, second, to take the seemingly neverending Conservative Party psychodrama off the news headlines. He failed on both counts.

Of the five pledges: halve inflation, grow the economy, reduce debt, cut waiting lists, and stop the boats. Halving inflation was achieved but, as the principal lever for controlling inflation is high interest rates, and interest rates were set by the Bank of England, this achievement was hardly the government's. Given his failure on the other targets though, it'd be churlish to deny Rishi credit on this pledge.

The government did not meet its "grow the economy" target, at least within the twelve month period Rishi set it. In fact, the economy slipped into recession by the third quarter up to December 2023. In the whole of 2023 the economy grew by 0.1% so even if the

government wanted to trump "UK economy slides into recession" this pitiful longer run measure would not suffice in convincing the public things were getting better.

The final economic measure the government sought to hit was reducing debt and, again, it failed. By the time of the local elections government debt was 2.5 percentage points higher than in April 2023. This was in part due to the very much higher benefits bill since the Covid pandemic; partly because the government failed to grow the economy, the proceeds of which could've helped pay down the bill, but also because, at least to right-leaning observers, while the government talked right, it governed left.

The Civil Service in the first quarter of 2024 was some 90,000 employees larger than at the start of Covid. Given a widespread, entirely reasonable and broadly accurate belief among the electorate that public services had deteriorated significantly despite a much larger bureaucracy, this again went to the Tories key weakness: they did not look competent. And competence is a key asset Conservatives normally can trade on, at least in comparison to Labour.

The NHS junior doctors strike largely put paid to Sunak's pledge to reduce NHS waiting lists. These were about 350,000 patients higher than when the pledge was made. Of these 350,000, the Health Foundation think tank suggested that the ongoing industrial action had added 210,000 to the waiting lists.

But, even had the government hit this target, does anyone imagine the public would suddenly decide the NHS was safe in Conservative hands? Of course not.

But the highest profile failure - in no small part because Rishi made it so - was his pledge to stop the boats.

Illegal immigration overwhelms the government

At points during his battle to reduce illegal immigration, when bad weather prevented channel crossings, the Prime Minister attempted to claim it was his efforts that reduced numbers. Inevitably - and how could any politician or advisor not recognise this would happen? - when the weather improved, the record numbers of crossings resumed.

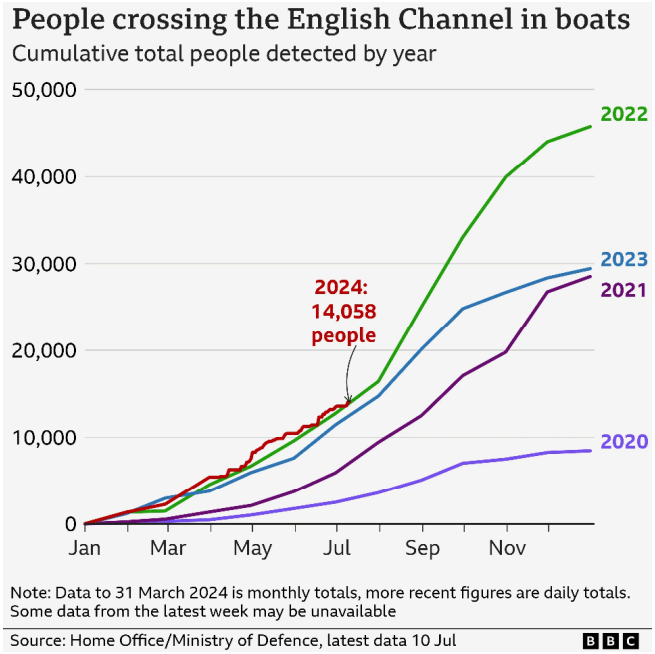

There were two sides to this issue.

In Parliament, the government had to scrunch up every ounce of what remained of Conservative unity to drive through the Illegal Immigration bill (the Rwanda Bill) in the teeth of vocal opposition by virtually all the other parties in the Commons and the Lords. Perhaps the government thought that in fighting the good fight against opponents who were quick to criticise but offered no practical alternative the public (or at least that section of it they sought to appeal to) would give them some credit.

But, in reality, it simply allowed the opposition a noisy platform to decry the policy again and again, and for those Conservative MPs with government experience of the Home Office to point out the loopholes in the bill that would prevent it from doing what the government claimed for it. And, as we would see later in 2024, having gone through all that trauma to get the bill into law, Sunak then effectively junked it by calling a general election before a Rwanda flight had even taken off.

In the country, issues like the mass booking of hotels to house asylum seekers by the Home Office, the procurement of the Bibby Stockholm barge to house them in Portland Harbour (and the subsequent detection of Legionella bacteria in its water system and the suicide of an asylum seeker) hardly gave the public any suggestion that the boats were being stopped. There were some flare-ups around the country (though not as sizeable and violent as were seen in Ireland) outside some of the places housing asylum seekers and frequent stories of holiday-makers being unable to book hotel rooms in British resorts because the Home Office had block-booked the accommodation for its needs, not theirs.

This government was beset by a rhetoric-reality gap on immigration.

First, the Conservatives had promised to cut immigration (legal and illegal) by significant amounts in each of the four manifestos - 2010, 2015, 2017 and 2019 - it had won power on, then ignored that promise.

Second, it was beset by the question why it had taken thirteen years for them to even begin to concoct a plan - untested anywhere else in the world - to tackle the problem by removing anyone arriving by illegal means to another country and without giving them sanctuary in the UK even if their application for leave to remain proved successful. Australia had pioneered a system where illegals were returned to Samoa for processing and Italy is doing something similar with Albania but this is not what the Rwanda plan was.

Third, even if it was sincere in its desire to curb illegal migration, the party was irreconcilably divided between the liberal wing who would never countenance unshackling the country from its international obligations contained within the European Convention on Human Rights which essentially prevented the UK from controlling immigration meaningfully, and the Conservative wing who wanted to close off every opportunity for lawfare activists to appeal-away any prospect of a sovereign nation state being able to exercise full control of its borders.

Sunak understood - at least to a point - the political reality of his whittled-down majority, and weakened authority over what remained, yet he continued to talk the talk knowing (at least I think he knew) he could not walk the walk.

Finally, in every single battle between those who wanted to reduce legal migration versus the Treasury and its contested assertions that migration was an economic good for the country, the Treasury always won. There was, from day one after Cameron took office to the day the Tories were voted out, a majority in the cabinet who

accepted the Treasury worldview. Yet the Conservative Party continued promising to get a grip on immigration while having not the slightest intent of honouring that promise. A government that talked right and governed left.

So Rishi's first full year in government ended, by the policy measures it set itself, a failure - remarkable in itself as those pledges were modest and offered a flexibility in interpretation.

Three international crises define the parliament

The other side of the Sunak strategy was to take the Conservative psychodrama off the front pages. Again, he was less than successful.

It is far too simplistic to dismiss the convulsions within the Conservative Party since 2016 as nothing more than an ill-disciplined group of self-serving and largely mediocre politicians fighting like rats in a sack. The 2016 EU referendum was a seismic political event which realigned politics in a way many MPs on all sides of the House of Commons failed to grasp. But the Conservatives, as the party of government, which had little choice other than to implement the result while containing a majority of Remain-supporting MPs, had to forge ahead with it without any period of reflection, out of the spotlight, to work out what it wanted to be.

In other words, the Conservatives chose a side on Brexit: that of Leave, but didn't realise the implications - indeed many were resolutely determined to block their party from embracing that reality. As a result the party didn't really attempt to deliver a proper Brexit and never defended it against the deluge of nonsense Remainers blamed it for. Hence, the defining political issue of a generation that could have locked Conservatives into power for decades became another millstone of failure around the party's neck. Entirely self inflicted.

The 2019 general election looked to have resolved that split in the party by delivering an 84 seat majority for Leave PM Boris Johnson. But then Covid - another unantecedented political emergency - destroyed a year and a half of legislative time to deliver the sort of Leave vision for the country Boris had promised. The epic scale of public spending required to make lockdown viable. The inflationary surge as the world reopened. And the huge spike in energy prices as Russia invaded Ukraine. These massive international problems took levelling up off the table, saw the benefits bill surge and removed any prospect of tax cuts or the smaller state many Conservative MPs believed were the answers to Britain's productivity malaise.

In other words, the Conservatives had to govern through three exceptional crises, any one of which would have been regarded as overwhelming in normal times and which would have taxed the resolve of the most united political party and the most experienced heavyweight politicians. That is not to judge whether they handled any of these three crises well but recognition of the context in which the Conservative Party fell apart is essential to analysing the party Rishi Sunak failed to lead.

The Tories' regeneration trick finally falters

It must also be said that any party in power for as long as the Conservatives had ruled struggles with self discipline and purpose. As mentioned earlier, every new initiative to fix a problem it has suddenly discovered can be questioned as to why they didn't attend to it sooner.

The divisions between different groupings of MPs in any party become more entrenched and Prime Ministers tend to be too immersed in their Downing Street bubble than in managing their party. The reality of responding to issues wears away the ideological coherence of the manifestos they were elected upon.

The Conservatives happened upon, during their fourteen years in office, the quaint trick of their changes of Prime Minister being like regenerations of Doctor Who. Each leadership change was seen by enough of the country as, effectively, a brand new government as to blunt Labour's claim that only it could offer a change of direction.

We went from the Blairite liberalism of Cameron to the austere seriousness but also political vacuity of May, to the populist unseriousness that broke the Red Wall of Johnson, the calamitous interregnum of Truss and the technocratic banality of Spreadsheet Sunak.

None of these prime ministers can claim to have had an "ism" in the way Margaret Thatcher did. For example, Rishi Sunak claimed to have voted Leave in the EU referendum but gave every appearance of being a Remainer in government: the only voter who chose Leave because he wanted everything to stay the same.

This trick of a new PM being seen as a new government, broke down with Rishi. The fact he had never won his own electoral mandate as Prime Minister, had been imposed after Truss was forced out having lost a leadership election against her AND being perceived as a key figure who forced Johnson out, made it essentially impossible for him to lead his broken party.

Boris and his cult bugger off

After losing power, yet still making it clear to anyone who'd listen that he believed he would be swept back by MPs suddenly realising what a calamitous mistake they had made, Johnson was a glowering presence on the backbenches. Those in the Commons - on all sides - who utterly despised his way of doing politics and, yes, his success at defeating them, launched an enquiry into whether he had misled the house in his responses to questions over his awareness of Covid rule-breaking Partygate events in Downing Street.

Members of Parliament investigating fellow Members of Parliament, as though they are each other's line manager, when an MP's mandate to be there derives from voters, is an unsatisfactory way of managing complaints or perceived infringements of parliamentary protocol. Possibly the worst means of regulation apart from all the others.

Nonetheless, the inquiry into Johnson's alleged misconduct never felt from the outset that it was going to reach any other conclusion than guilty, and urging the most draconian punishment possible. Aside from its implications for Boris Johnson, this inquiry largely defeated Sunak's efforts to get internal Conservative process stories off the news and stop reminding the public how much Partygate had destroyed their faith in the Conservative Party.

Just before the Privileges Committee announced its findings Johnson, having had sight of them, resigned from Parliament, triggering a by-election in his not especially safe Outer London constituency. Nadine Dorries, MP for Mid Bedfordshire, and Nigel Adams, the MP for Selby and Ainsty in Yorkshire, resigned shortly after, both being devotees of Johnson.

A fourth MP - David Warburton from Somerton and Frome - who had been suspended from the Conservative Party for allegations of sexual misconduct, also resigned shortly after, setting up four by-elections. Dorries then bizarrely refused to resign, claiming she wanted explanations from Downing Street as to why she was blocked from receiving the peerage Johnson had promised her upon

his resignation. Was there a worse example of craven self-servitude?

Anyhow, three of the four by-elections proceeded while Dorries tried to discover why her snout had been shoved out of the trough by Sunak and the Tories lost two of the three, surprisingly just hanging on to Johnson's Uxbridge and South Ruislip but losing the very much safer other two, one apiece to Labour and the Lib Dems.

But Johnson exiting the Commons did not draw a line over Conservative self-absorbtion. Dorries eventually quit in August and the Tories proceeded to lose her Mid Bedfordshire seat. Shortly after, Christopher Pincher, the former Tory Deputy Whip whose drunken groping and Boris Johnson's dishonest claims about what he knew about them was the final straw that brought about his ousting as PM, resigned as MP for Tamworth - another massive swing against the Conservatives handing this strongly-Leave voting, safe Tory seat to Labour. The debacle continued: high profile, divisive Conservative MP Peter Bone was booted out of the Commons following a recall petition over yet more sexual misconduct allegations (denied by him) and his Wellingborough seat was also lost to Labour.

2023-2024 parliamentary by-elections in seats defended by Conservatives

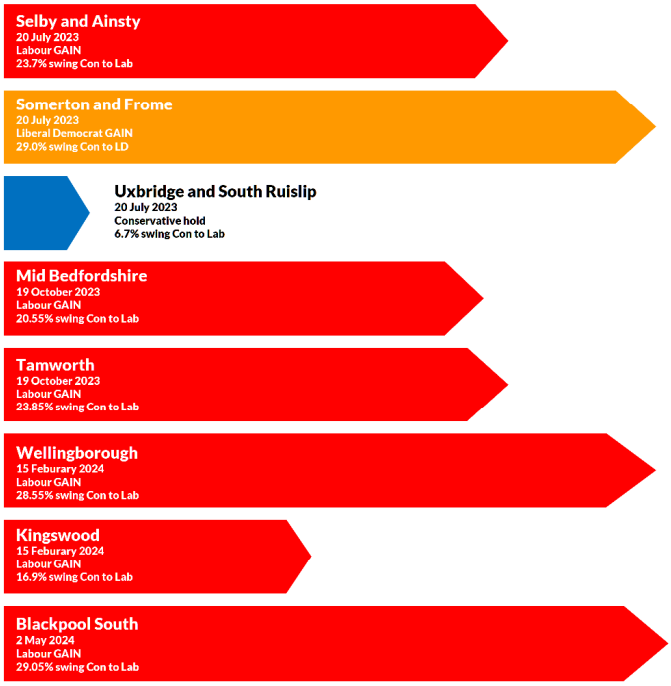

Then liberal Conservative Chris Skidmore - a champion of an aggressive climate change agenda - quit parliament after Sunak loosened the government's targets for hitting net zero goals. Labour won his once marginal Kingswood seat, on the outskirts of Bristol, easily.

To round off the long list of self-serving, greedy and politically moronic Tory MPs forced out, Scott Benton - who had gained Blackpool South in 2019, lost a recall after a cash for questions entrapment. Labour won that by-election too with Reform UK nearly snatching second place.

The Honey Trap

There were no by-elections resulting from this one but a bizarre Westminster honey trap scandal involving the semi-detached Tory MP for Hazel Grove, William Wragg, rounded off the surreal litany of sleaze scandals involving Conservatives. Wragg confessed to capitulating in the face of blackmail threats over a homosexual liaison. Needless to say the female Conservative MPs whose details he handed over to his blackmailers took a far less sympathetic view of his mea culpa than those who applauded his exposé of the plot.

But even that was not the end of matters for the Conservatives. Mark Menzies, Tory MP for Fylde, resigned after a surreal tale of late night calls to a senior party member in his constituency pleading that he had been kidnapped following a gay liaison and held hostage unless a ransom was paid. Julian Knight, MP for Solihull, had sexual misconduct charges against him dropped by the police but quit the Conservatives after whips still refused to restore him to the parliamentary party, claiming there were yet more allegations against him yet to be investigated.

Sleaze tends to be one of the horsemen of party collapse. While those who demand seriousness in politics often decry sensationalist tabloid reportage of such allegations, these are the dog whistles that cut through to the public and alert them to a party's loss of discipline - indeed of its woeful selection and vetting processes that allowed some of these MPs to stand. More people would probably be able to explain why Neil Parish, the Tory MP forced out over scrolling through porn while in the House of Commons, quit than could probably explain the exact complaints the Privileges Committee upheld against Boris Johnson to resign.

In short, Rishi's time at the top coincided with the Conservatives' time at the bottom: an ungovernable party unable to get the public to pay attention to it no matter what he tried. But Sunak compounded his party's shortcomings and, having changed leaders so frequently there was simply no credibility left in attempting a further change, even if that might alter the party's stars and even if there was a significantly more popular alternative - both highly doubtful.

The main difference between this year and earlier in the parliament was that problems did not solely befall the Conservatives. The two largest opposition parties: Labour and the SNP both encountered challenges they did not emerge unscathed from.

SNP breakdown

Throughout 2023 and into 2024 failures across a range of key policy issues coupled with poor political judgement substantially weakened the SNP's grip on Scotland.

Nicola Sturgeon resigned as First Minister on 23 March 2023. Serving eight years in the role might have been sufficient justification for her to quit but the move followed an incredibly divisive battle to reform gender recognition laws in Scotland: a demand of her Green Party coalition partners but far from popular in the country at large: SNP and women voters especially.

The moment of real cut-through to the public came when convicted so-called "trans" rapist Isla (Craig) Bryson sought to serve his sentence in a female prison, a request Prisons Scotland and the SNP government saw, bizarrely, as reasonable. In interview after interview Sturgeon refused to accept that only biological males could commit rape, that Isla Bryson was a biological male, and males should not be placed in women's prisons. Very few outside the metropolitan leftwing diversity, equality and inclusion bubble that

has been captured by trans fanatics had such difficulty in seeing this as wrong and unsafe.

All the political effort exhausted on justifying this pro-trans platform was then thrown away when the Westminster government vetoed the SNP plan because it would impact upon UK-wide equalities law. The SNP fought this decision all the way to the Supreme Court and was resoundingly defeated there.

Sturgeon had just enough good will in her party for her chosen successor, Humza Yousaf, to narrowly win (52% to 48% in the second round) the leadership over the more socially conservative Kate Forbes. Ironically, the dramatic loss of members that Sturgeon had presided over probably sealed Yousaf's victory, those who had resigned over gender ID, over-ambitious net zero targets, the massively over-spent ferry scandal and poor public services being more likely to vote for Forbes, presumably.

PAGE 4 MORE AT DAILYRECORD.CO.UK DAILY RECORD Wednesday, April 12, 2023

NEIGHBOURS SAY CAMPER VAN DIDN'T MOVE IN TWO YEARS

MOTORHOME IS '£110K SNP BATTLE BUS'

» Party source claims seized vehicle was bought for Holyrood election campaign in pandemic

» Critics say van left parked at Murrell mum's house was 'a colossal waste of money'

EXCLUSIVE Paul Cairney Political Editor

NATS MEMBERSHIP LEFT REELING

AS COPS PROBE INDYREF2 CASH

Yousaf's period as First Minister was a disaster from start to finish.

Shortly after his election, police were called in to investigate funds missing from an SNP independence campaign fund. The investigation quickly led to the door of Nicola Sturgeon and her husband Peter Murrell - who had been SNP Chief Executive, and to tracking down a luxury camper van bought by the party that was, for some reason, parked in front of Murrell's parents' front door. This scandal, never far out of the headlines and still not resolved, exhausted whatever fondness was left of Sturgeon and, as her protege put Humza Yousaf in an impossible position to defend.

But Yousaf's arrogance destroyed his leadership. In the autumn of 2023 the SNP Health Secretary, Michael Morrison, submitted an expenses bill for over £11,000 generated by wifi costs for the use of his i-Pad whilst on holiday. The minister claimed initially that the costs were accrued on official parliamentary business but it soon transpired his kids had been watching football on the device. Matheson firstly tried to brazen out the controversy, then repaid the sum but remained in post with Yousef's support.

Perhaps Yousaf had never watched how ministerial scandals played out at Westminster, with the leader expressing full confidence in their colleague until they quit; or perhaps he didn't think the rules of political gravity applied to him. But Matheson eventually - inevitably - resigned, making Yousaf look like craven and weak.

Independence cul-de-sac?

The SNP had also become cornered by its raison d'être: independence. The power to call an independence referendum lay squarely with Westminster - another subject upon which the Supreme Court had affirmed in crushing terms. This ended attempts by the SNP to hold an "advisory" referendum at a time of its choosing - the idea being that were Scots to vote to leave the UK the "advisory" nature of it would be moot: there would be inescapable moral legitimacy for Westminster to deliver on this verdict just as it had with Brexit. The SNP was therefore left with no practical means to deliver the purpose of its existence.

Attempts were made to suggest that the next general election could be turned into a de facto referendum whereby if the SNP won the majority of seats that would be enough to force through Scoxit. Except that people vote for all sorts of reasons in a general election - even SNP voters. No real legitimacy could be drawn from such a result, even if the party were able to hold a majority of its Westminster constituencies: an unlikely prospect given voters were tiring of SNP mistakes and Labour was recovering. Only an SNP landslide at the next devolved elections - and perhaps not even then - might reopen the possibility of another independence referendum. Of course, the impossibility of independence any time soon infuriated SNP activists and further destabilised the party in government.

But it was the ongoing gender recognition debacle - or rather his mishandling of it - that did for Humza Yousaf. Aside from the external pressure on his fragile coalition, internally there were slightly less woke, left-wing MSPs seeking to pull the government away from what they saw as extremist Green priorities. The leadership contender who came third against Yousaf, Ash Regan, soon after resigned the whip while senior member Fergus Ewing (of that famous SNP family) voted against a three-line whip in a confidence vote on the Green minister Lorna Slater.

Greens oust Yousaf

Yousaf then spectacularly messed up - and it cost him his leadership. Seemingly without consulting the Greens he ended the coalition agreement in a Bute House press conference. The Greens reacted by tabling a no confidence vote in Yousaf. With all the parties bar the SNP intent on voting against him, and after failing to get independent Ash Regan onside, Yousaf resigned. Veteran John Swinney took over, with defeated leadership challenger Kate Forbes as Deputy First Minister. But by this time Labour was resurgent in Scotland, overtaking the SNP in polls for the first time since the independence referendum of 2014.

Gaza

Labour's political problems began on 7 October when several thousand Hamas terrorists broke out of Gaza and launched a massacre of Israeli citizens in settlements close to the territory, killing 1,139 and kidnapping 251 who were then held hostage in underground tunnels within Gaza. Israel described the attack as its 9/11 but, had the proportion of the population killed in the Twin Towers and Pentagon attacks matched that of very much smaller Israel, nearly 40,000 Americans would have died in 2001.

The Hamas plan appears to have been to launch so significant an atrocity that Israel would launch a disproportionate response which, in turn, would bring its allies (principally Iran and Hezbollah in Lebanon, but maybe other Islamic states) into a regional war that would defeat and eradicate Israel. Hamas achieved its objective of Israel smashing into Gaza but, yet again, woefully misapprehended its expectation of the Islamic world aligning behind it - at least if it wanted action rather than words.

Across the western world, however, it takes very little for anti-Israel protests to erupt with the usual calls to boycott brands and stores that supposedly supported the "Zionist entity" and for weekly marches to storm through Central London.

The party politics of this are very different for the Conservatives and Labour because Muslims have long been a key constituency of the latter, concentrated in quite considerable numbers in dozens of mainly inner city and northern former mill town constituencies.

The Conservatives experienced a handful of resignations by Muslim councillors over the UK's lack of criticism of Israel's retaliation but Labour's alignment with the government created problems in these areas on a whole other scale. In the fourteenth year of a Conservative government Labour started losing its majority on councils that should be safe as councillors quit the party. Oxford, Pendle, Burnley and Kirklees all fell to no overall control. Simultaneously the entire Labour cabinet in Hastings, seemingly a set of Corbynite remnants, resigned en masse citing other reasons, costing the party control of that council too.

The agitation of elements of the Muslim community and others sympathetic to the Palestinian cause led to threats and intimidation of elected representatives in a parliament where Conservative MP David Amess had been stabbed to death at an advice session in 2021 by an Islamist. Such was the degree of concern by parliamentary authorities of the threats being made against MPs that, in an SNP opposition day debate on the Gaza crisis, the Speaker Sir Lindsay Hoyle, broke with convention and allowed Labour to amend the nationalist motion, which enabled the party's MPs to be seen to vote in favour of a motion demanding an immediate ceasefire.

On an extraordinary day the Speaker was almost forced from office over this - to the public seemingly innocuous - rule change, with the SNP and several Conservative MPs declaring they had lost confidence in his impartiality (Hoyle was a Labour MP before becoming Speaker).

The Rochdale by-election

In what could not have been more problematic timing for Labour, long-standing MP Sir Tony Lloyd who represented Rochdale with a sizeable Muslim population, died in January 2024. The demagogic George Galloway, who had made a career of creating problems for Labour in constituencies with large Muslim electorates since being expelled from the party during the Iraq War, immediately announced he would be standing.

Labour selected the opposition leader on Lancashire County Council, Azhar Ali, as its candidate. But recordings from a closed Labour Party meeting in which Ali claimed that Israel had foreknowledge of, and had allowed, the Hamas attack to give it the political justification to reoccupy Gaza. Labour withdrew its support from Ali but not before nominations had closed, leaving them nominally without a candidate (though he still appeared on the ballot as Labour). The party ordered activists not to campaign for Ali.

John B. Hewitt/Shutterstock

Galloway stormed to victory in the by-election winning just south of 40% of the vote. Labour's disavowed candidate came fourth with just 7.7% of the vote (a fall of 44 percentage points - even larger than they sustained in the 1983 Bermondsey by-election).

This defeat, in which Galloway campaigned almost entirely on the issue of Gaza, presaged the potential damage that might be sustained by Labour in very specific parts of the country in the looming council elections and, if the Gaza crisis had not been resolved by then, the general election as well.

And so we arrived at the 2024 council elections with both the Conservatives and Labour having cause to be anxious about the outcome.

The 2024 council elections

In no small part, it is because the 2021 council election results were so good for the Tories that 2024's were so, so bad - because the seats that were elected to in 2021 were the ones up this year. But they were compounded by the Conservatives' local government foundations having been eroded by bad (but not disastrous - at least by comparison with the depths they had sunk prior to the 1997 Labour landslide) results in 2022 and a very much worse round in 2023.

Where councils elect by thirds - and the vast majority of those up this year do - a party can often survive one bad year of voter displeasure but it cannot survive two and three can almost obliterate them from representation.

So it was that in somewhere like Milton Keynes, where the Conservatives were the largest party until May 2023 (though locked out of power by a Labour-Lib Dem coalition), they were left with just nine seats out of fifty seven after May 2024. Where they won every seat up in Tamworth in 2021, they held just one there this year. A 2022 Conservative majority on Redditch council of 15 seats (and this tiny district only had 29 seats at the time) now has a Labour majority of the same size (with just 27 councillors following boundary changes).

Where Brexit had breathed life into a Conservative vote in formerly Labour fiefdoms Rishi's eradicated all progress. The Tories lost control of strongly Leave-voting Cannock Chase, Dudley, North East Lincolnshire, Redditch, Tamworth and Thurrock, while continuing to be ground to near extinction in affluent Remain-voting areas like Banbury, Mole Valley, Tunbridge Wells,West Oxfordshire, Wokingham and St Albans. As described earlier: attempts by Conservative Remainers to constrain Brexit and neuter any defence of it simply destroyed the party in both Leave and Remain areas: a truly stupendous feat of political genius.

This year, there was a quite pronounced divergence in the election results between two different types of area. Where the Conservatives were still an electoral presence voters turned out to give them a kicking. But where the Conservatives have largely ceased to exist, Labour fared quite poorly. This was principally the backlash over Gaza in strongly Muslim and ethnically diverse areas: places like inner Bradford, Blackburn, Burnley, Pendle and Kirklees.

But there was more to this. Where left-wing Labour councillors, disillusioned with Sir Keir Starmer's positioning of his party, stood as independents they either did well themselves or facilitated gains principally by the Greens. Walsall, Hastings, Oxford, Bristol and Stroud are examples where parties or independents perceived as more progressive, or left-wing, than Labour did well.

Councils up for election in 2024

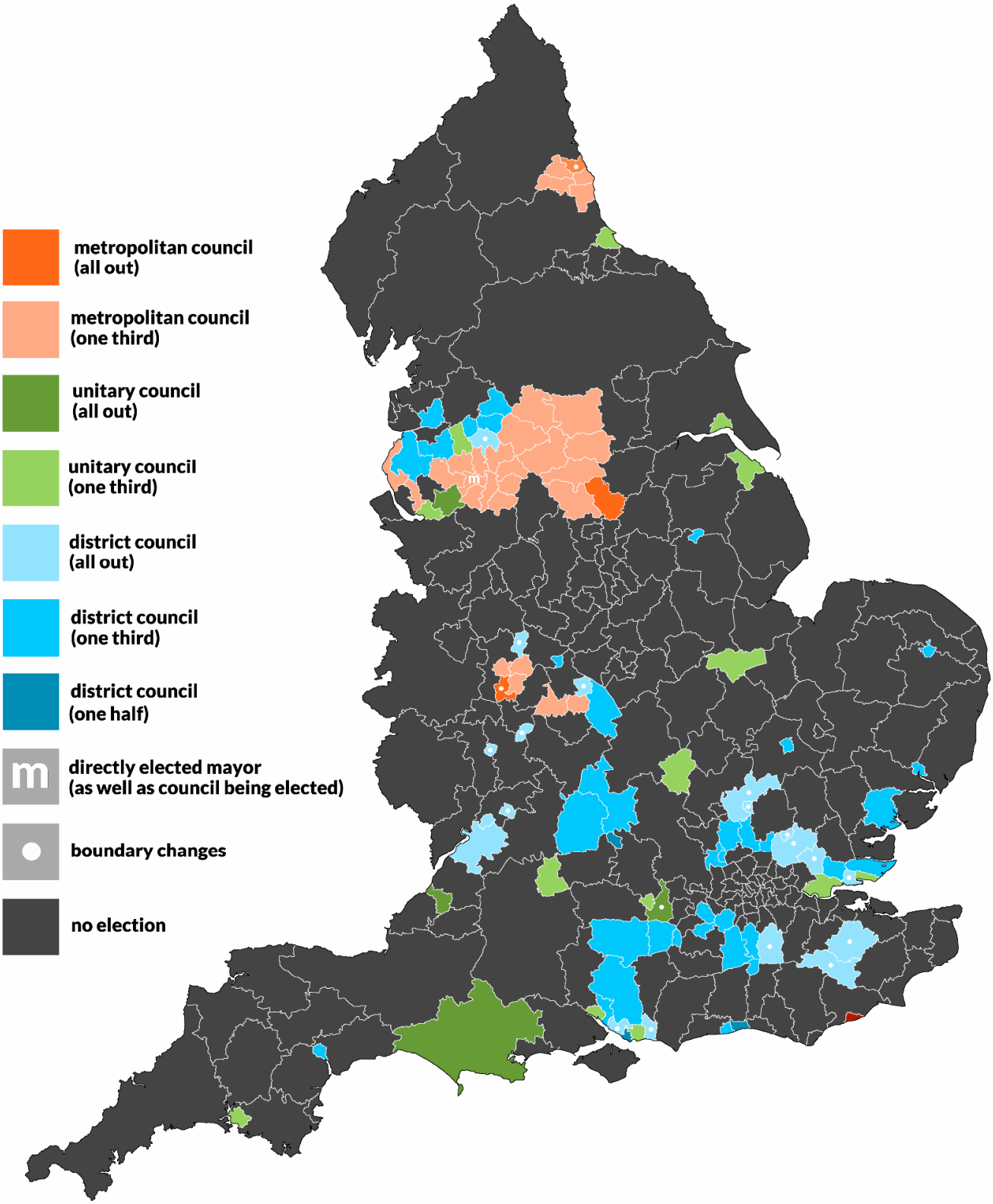

We also continued to see a growth in localist parties, most spectacularly in Peterborough where Peterborough First, principally formed by defecting Conservatives, caused mayhem in a crazy set of results where most seats changed hands. Portsmouth independents continued to gain ground, again mostly at Conservative expense, though Coventry Citizens faded somewhat in their challege. A Women's Equality Party candidate won in Basingstoke, George Galloway's Workers Party underwhelmed but won seats in Rochdale and Manchester.

The 2024 stage of the local government electoral cycle was the one with fewest seats up for election. There were no council elections in Scotland, Wales or London; nor in the vast majority of English districts and unitary councils. Because each year different types of councils elect, the underlying partisan lean of each set differs. Labour's best set should be those that last elected in 2022 and next elect in 2026, including London and nearly all the Mets including Birminham and Wales.

The best year for the Conservatives should be whenever the county councils are up for election: next 2025, last 2021. These councils have had removed from them large towns and small cities: the best Labour areas. The councils up in 2024 were Labour's second best set, even without London, Scotland and Wales.

Because relatively fewer seats were up for election this year: 2,636 compared, for example, with the 8,057 in 2023 (the largest round of elections in the cycle), the big parties came close to contesting every seat.

	Con	Lab	LD	Grn	Ind
Total (2,636)	2,497	2,414	1,797	1,636	614
Percentage contested	94.7	91.6	68.2	62.1	23.3
Mets	91.8	99.9	67.9	70.3	32.9
Unitaries	97.2	92.0	79.1	53.4	22.5
Non mets	94.6	85.5	63.6	59.7	17.6

The Conservatives faded somewhat in the Mets but mostly due to weakness in North Tyneside - Wallsend, Killingworth and Whitley Bay (where all the seats were up and they only managed 26 candidates for 60 vacancies) and South Tyneside - Jarrow and South Shields, (where they have never been strong and fielded just four candidates for 18 seats).

Labour's gap in the unitaries is principally explained by the party's inability to field close to a full slate in Dorset, where they stood 50 candidates for this 82 seat council. And, while the non metropolitan districts are always Labour's weakest tranche of councils, they were particularly hamstrung by all-out elections following boundary reviews in councils where they are particularly weak. They contested just 17 of 40 seats in Cheltenham, 26 of 42 in Basildon, 15 of 36 in Havant and 28 of 49 in Maidstone.

The party was utterly shafted in Pendle, Lancashire by its own councillors as part of the fall-out over the Rochdale by-election. They withdrew just hours before the close of nominations leaving Labour only with candidates in the less winnable wards. Labour duly won zero seats there.

Although the Liberal Democrats in particular, but also the Greens, fielded far fewer candidates than the big two parties, they tend to stand in places where they are strongest, so have a higher win ratio.

Reform UK, the latest mutation of UKIP-Brexit Party, contested just 12.2% of seats - a far cry from the 51% UKIP managed in 2016. The far left Trade Unionist and Socialist Coalition (TUSC) fielded candidate in 10.1% of wards, mostly in the urban Mets.

The result

There was a 6.15% swing from Conservatives to Labour compared to 2021. This was much larger than the swing in last year's local elections but only because 2021 was a better year for the Conservatives than 2019 (the comparison year for 2023) was. And, as mentioned at the start of the introduction, it was because 2021 was such a better year that the Conservatives suffered another massive loss of council seats.

Had the baseline the 2024 results were measured against been last year - 2023 - there would have been virtually no changes because the two elections were essentially identical: just a 0.2% swing to Labour.

Though I endeavour to avoid talking about the general election that took place following these local elections, the vote shares obtained on 2 May - at least in respect of the two main parties - was remarkably close to the shares they won on 4 July.

	Votes	%	2021
Labour	**1,695,057**	**35.9**	**+ 1.0**
Conservatives	**1,126,305**	**23.9**	**- 11.3**
Liberal Democrats	**747,356**	**15.8**	**+ 2.4**
Green	**567,315**	**12.0**	**+ 2.4**
Independents	**321,262**	**6.8**	**+ 2.0**
Others	**263,372**	**5.5**	**- 1.7**

The results with changes from the 2021 council elections

The comparison with 2023, below, differs somewhat from the like-for-like comparison with 2021: the last time the exact same set of councils elected (though a couple of councils have switched to all out elections and dropped out of this stage of the cycle, so the match is not perfect). 2023 and 2024 are not like-for-like elections: vastly more councils elected last year than were up this year. So the following table only counts those councils that elected in both years.

	Votes	%	2023
Labour	**1,534,326**	**37.2**	**- 2.1**
Conservatives	**978,188**	**23.7**	**- 2.8**
Liberal Democrats	**625,277**	**15.1**	**- 1.3**
Green	**458,880**	**11.1**	**+ 1.4**
Independents	**287,304**	**7.0**	**+ 2.2**
Others	**244,696**	**5.9**	**+ 2.6**

The results with changes from the 2023 council elections

It is incredibly rare for the Conservatives to lose a local election, and almost unheard of for them to lose by more than ten percentage points. But by this, I am referring to a slightly different measure: the National Equivalent Vote (NEV) which seeks to eliminate the underlying political lean of each set of elections.

This is not an estimate of how people would've voted in a general election held the same day as a local election, because vastly fewer people vote for their councillors and vastly more votes go to smaller parties. It is simplty an estimate of the vote shares the parties would have won if every council in Great Britain had held elections. These figures produced an eight point Labour lead and a 4% swing from 2019:

Labour	**36%**	**+ 5**
Conservatives	**28%**	**- 3**
Liberal Democrats	**18%**	**+ 1**
Others	**17%**	**- 4**

Using this NEV measure, since 2000 the Conservatives have only finished behind Labour in local elections in 2001, 2005 (both years when local elections took place on the same day as general elections which Labour won), 2012, 2013, 2014, 2016, 2022, 2023 and now 2024. In most of these cases, they were just one or two percentage points behind Labour.

	Con	Lab	LD	Oth	
2024	27%	34%	16%	23%	**7%**
2023	28%	36%	18%	17%	**8%**
2022	33%	35%	17%	15%	**2%**
2021	40%	30%	15%	15%	**10%**
2019	31%	31%	17%	21%	**0%**
2018	37%	36%	14%	13%	**1%**
2017	39%	28%	18%	15%	**11%**
2016	32%	33%	14%	21%	**1%**
2015	36%	32%	10%	22%	**4%**
2014	30%	31%	11%	28%	**1%**
2013	26%	29%	13%	32%	**3%**
2012	33%	39%	15%	13%	**6%**
2011	38%	37%	16%	9%	**1%**
2010	37%	30%	24%	10%	**7%**
2009	35%	22%	25%	18%	**13%**
2008	43%	24%	23%	10%	**19%**
2007	40%	26%	24%	10%	**14%**
2006	39%	26%	25%	10%	**13%**
2005	43%	24%	23%	10%	**19%**
2004	37%	26%	27%	10%	**11%**
2003	35%	30%	27%	8%	**5%**
2002	34%	33%	25%	8%	**1%**
2001	33%	42%	19%	6%	**9%**
2000	38%	30%	26%	6%	**8%**
1999	34%	36%	25%	5%	**2%**
1998	33%	37%	25%	5%	**4%**
1997	31%	44%	17%	8%	**13%**
1996	29%	43%	24%	4%	**14%**
1995	25%	47%	23%	5%	**22%**
1994	28%	40%	27%	5%	**12%**
1993	31%	39%	25%	5%	**8%**
1992	46%	30%	20%	4%	**16%**
1991	35%	38%	22%	5%	**3%**
1990	33%	44%	17%	6%	**11%**
1989	36%	42%	15%	3%	**6%**
1988	39%	38%	18%	5%	**1%**
1987	38%	32%	27%	3%	**6%**
1986	34%	37%	26%	3%	**3%**
1985	32%	39%	26%	3%	**7%**
1984	38%	37%	21%	4%	**1%**
1983	39%	36%	20%	5%	**3%**
1982	40%	29%	27%	4%	**11%**
1981	38%	41%	17%	4%	**3%**
1980	40%	42%	13%	5%	**2%**

Only in the period 1993 to 1999: the period leading up to and following Tony Blair's 1997 landslide, has Labour ever before won council elections by substantial margins, 1995 being the apex of this success when their NEV share was 47% compared to the Conservatives' 25%.

	Councils	Change	Cllrs	Change
Con	**6**	**-10**	**515**	**- 474**
Lab	**51**	**+8**	**1,159**	**+ 187**
LD	**12**	**+2**	**522**	**+ 104**
Green	**0**	**0**	**181**	**+ 74**
Others	**0**	**0**	**281**	

Following the local elections as fierce a psephological debate as it gets took place over whether the national equivalent vote share was sufficient for Labour to win a clear majority at the general election.

Something strange was going on for, just a few weeks before the council elections, Labour had regained Blackpool South on a 29% swing: one of the largest on record, and with Reform UK almost snatching second place. That plus earlier parliamentary by-elections suggested a Labour landslide was looming.

Yet Labour's 36% in the local elections was fairly underwhelming for a party supposedly some twenty points ahead in the opinion polls. And it transpired that 36% of the vote was an over statement of Labour's national share at July's general election. Yet Labour won a vast landslide anyway.

The NEV eventually proved more accurate than most pollsters (certainly those persistently putting the Conservatives below 20%) in the shares for the two main parties at the general election. It overstated Labour by just over two points and the Conservatives by four.

A problem with the NEV is that Reform did not feature because the party did not contest many seats in the council elections - nowhere close to as many as UKIP used to fight. But to a large extent that void was filled by Lib Dems and Greens overperforming compared to the subsequent general election plus the votes independents and localist parties won, which is why the big parties' local election shares turned out to be so close to those they won in the general election.

So both these things turned out to be true: the NEV forecast Labour's lamentable General Election share correctly, but such a share was enough to put the party into government with over 400 seats because the Conservatives collapsed.

Never in the modern era has the combined two party share been lower. But it is essentially not vote share that determines by how much a party wins - it usually does but it is the gap between the winner and runner-up that matters. So Labour won the general election not because it took 34% of the vote but because it finished ten points ahead of the Conservative. The same would have been true if Labour had won 44% and the Conservatives 34%.

But let's return to the council elections.

Gains and losses

Conservative losses (13)
Adur, Basildon, Dorset, Dudley, Gloucester, Havant, North East Lincolnshire, Nuneaton and Bedworth, Redditch, Reigate and Banstead, Rushmoor, Tamworth, Thurrock

Labour gains (10)
Adur, Cannock Chase, Hartlepool, Hyndburn, Milton Keynes, Nuneaton and Bedworth, Redditch, Rushmoor, Tamworth, Thurrock

Labour losses (4)
Kirklees, Norwich, Oldham, Oxford

Liberal Democrat gains (2)
Dorset, Tunbridge Wells

Independent gains (1)
Castle Point

Councils lost to no overall control (10)
Basildon, Dudley, Gloucester, Havant, Kirklees, North East Lincolnshire, Norwich, Oldham, Oxford, Reigate and Banstead

Councils gained from no overall control (5)
Cannock Chase. Hartlepool, Hyndburn, Milton Keynes, Tunbridge Wells

Labour's Gaza problem

2023

2024

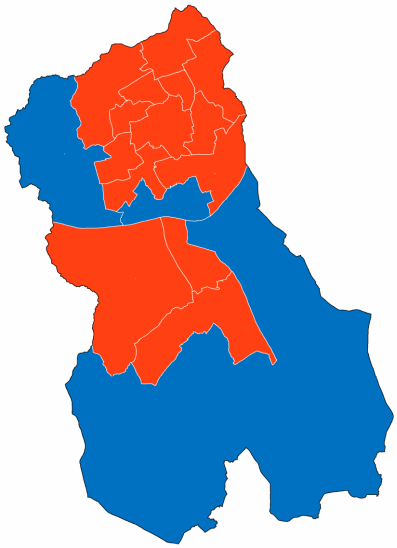

Blackburn with Darwen

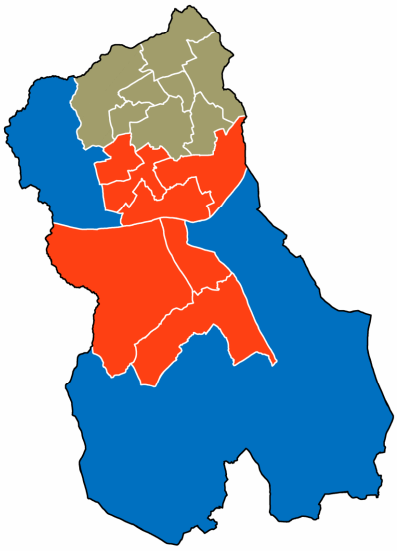

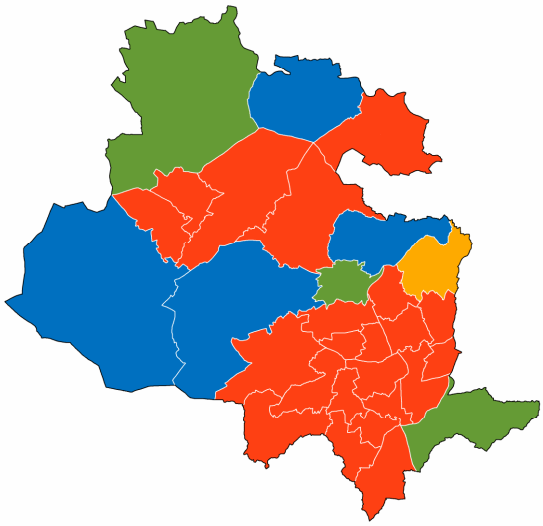

Bradford

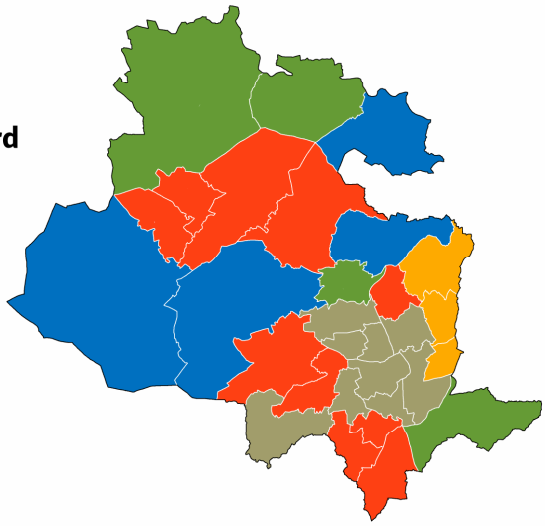

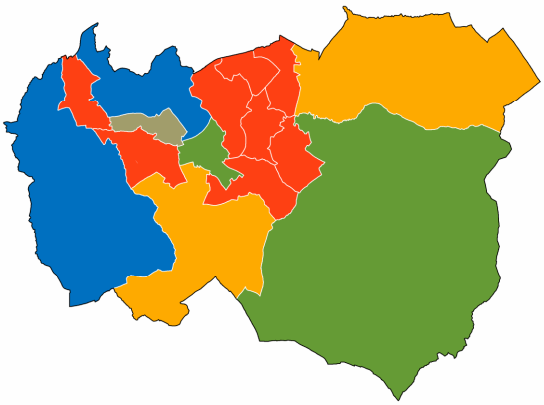

Burnley

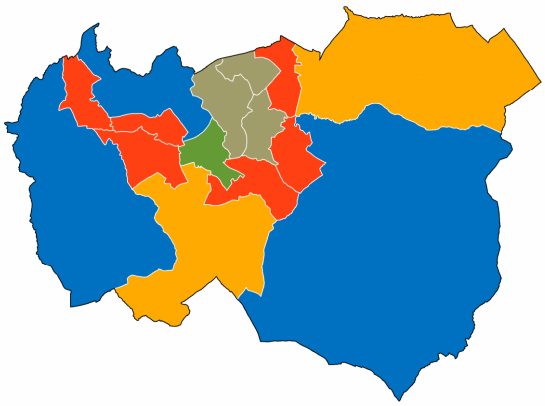

2023 2024

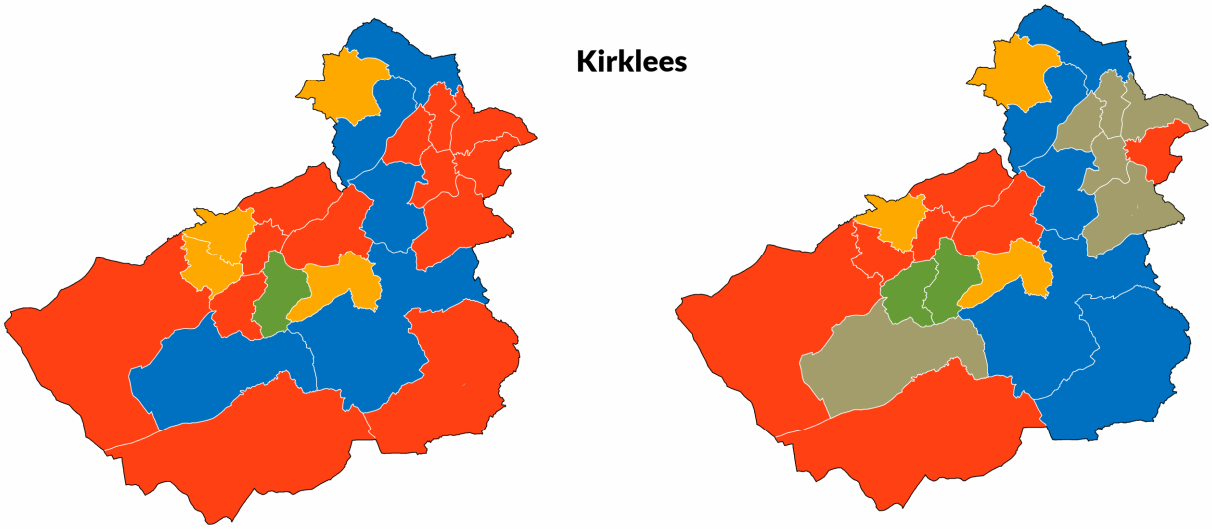

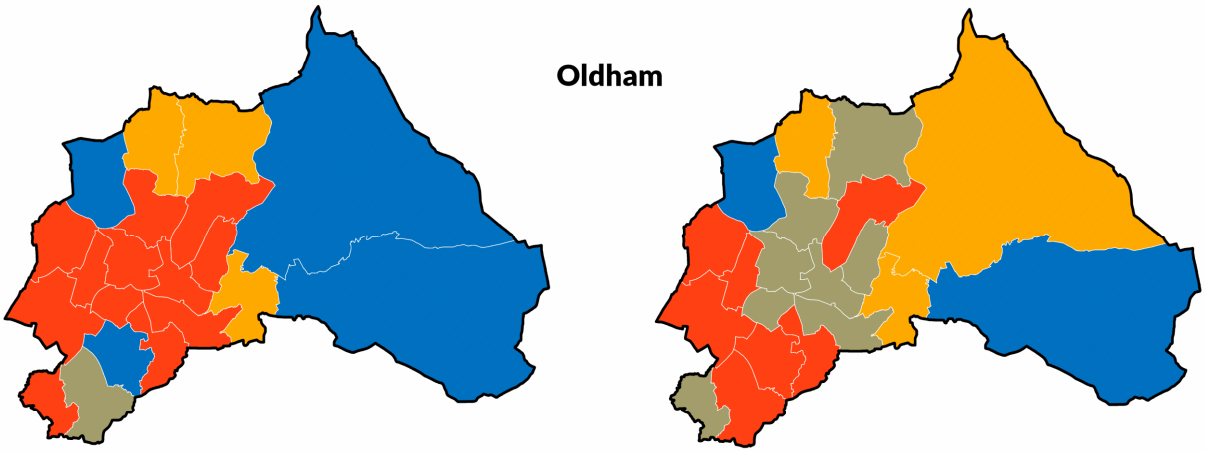

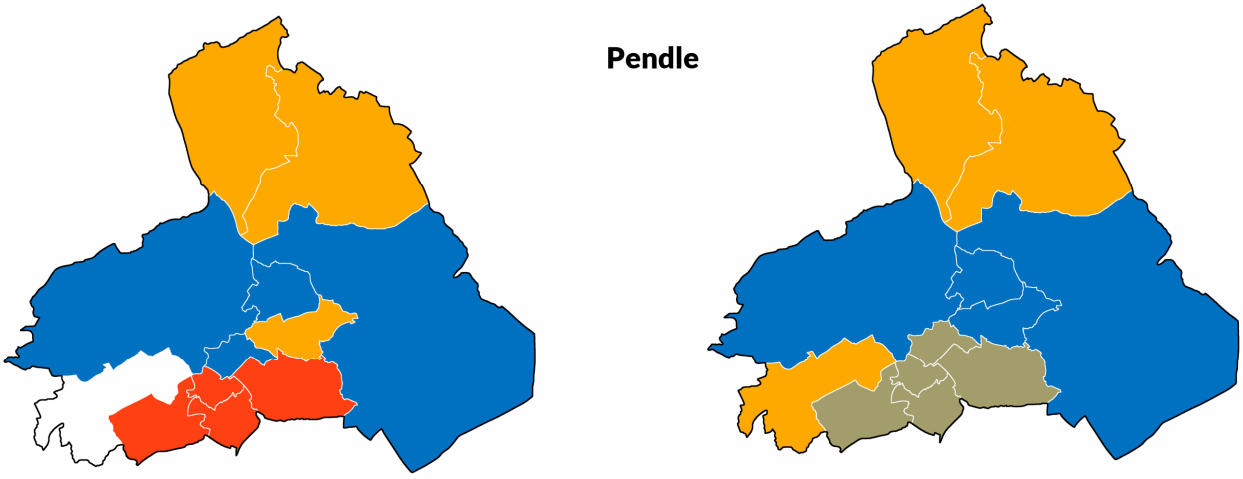

Greens get Bristol

Following on from their historic gain of Mid Suffolk council in 2023, the Greens had an even bigger prize in their sights this year: Bristol. The Greens became the largest party on Bristol council in 2021 but back then the city had a directly elected mayor: Labour's Marvin Rees, so were locked out of power. Since then, however, there had been a referendum on abolishing the mayoralty won by the abolitionists, plus the high profile Black Lives Matter protests that culminated in the dumping of a statue of Bristol slave trader and philanthropist Edward Colston in the river Avon by rioters.

In the event, the Greens were not quite able to replicate their feat in Mid Suffolk and gain an overall majority on the re-empowered council - but they came so close that attempting to shut them out of power would have been futile. They gained ten seats taking their tally to 34 on a council of 70. Their 41% city wide - nine points ahead of Labour - was founded on a landslide in the (then) Bristol West constituency of 58.5% to Labour's 30.2%: a lead that was confirmed in the near-identical Bristol Central at the July general election, when Carla Denyer became the party's second Member of Parliament. Bristol West-Bristol Central has now been represented by four political parties since 1992.

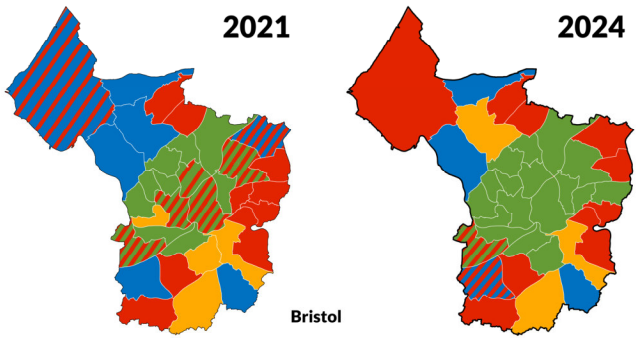

The results in Bristol were slightly more complicated than a Labour to Green swing - though that was certainly the principal headline. Labour tended to gain Conservative seats while the Greens took Labour ones, though even in the North West division of the city where most of the Tory losses occurred, the Greens polled 27.7% to Labour's 30.2% and the Conservatives' 25.4%.

The Conservatives crashed to just 13.4% of the vote Bristol-wide: the first time they've polled less than 20% and a truly terrible result in a city they held three quarters of the parliamentary seats within until 1992 (and half until 1997). Their only comfort - and it's a meagre one - is that politics is so fragmented now in Bristol that they might be able to win back some seats on dismal vote shares, but that assumes Reform doesn't splinter their vote even further in 2028.

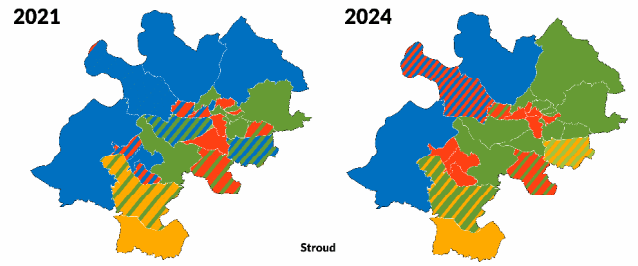

The Greens also had a much longer shot: Stroud. If Stroud district were confined solely to that bohemian town and its surrounds they'd win by a landslide, but it extends far beyond to villages like Cam and Dursley, Nailsworth and Minchinhampton, where other parties are stronger. Even so, the party emerged with the most councillors: 22, on a strong 37.3% of the vote. They only ended with two more councillors than Labour but were nine percentage points clear, and sixteen ahead of the Conservatives.

They also performed well in Maidstone and Havant which both held all-out elections following boundary changes.

But 2024 was not a year of breakout Green success typified by huge swings in specific wards, as 2021, 2022 and 2023 had been. Beyond those four councils discussed above, Green gains, where they occurred, numbered in the ones, twos and maybe threes. Any gains for a small party are welcome but of the 107 councils up this year sixty still have not a single Green representative serving.

Lib Dems' Dorset dominance

There should - in theory at least - be far greater opportunity for this party (and, indeed the Liberal Democrats) now Labour is in government because, being seen as further to the left they should be better able to capitalise on disaffection with Sir Keir Starmer's leadership.

The Lib Dems were able to make huge inroads into metropolitan district councils during the last Labour government and, while many of these areas are going to be far better prospects for Reform UK (especially in largely white, working class northern and Midlands wards) than these two more "progressive" parties, therein lies Labour's peril. Because if it loses working class votes to Reform and Conservative, and voters who want more red meat radicalism from Labour to the Greens and Lib Dems, their vote will be decimated in what they still regard as their heartland.

The Lib Dems gained dozens of councils in 2023 leaving them with relatively few opportunities this time around. The Lib Dems perform differently to the Greens in local elections insofar as they tend to win monopolies of seats on the councils they win, while flat-lining in neighbouring districts. See Cheltenham, Eastleigh and Mole Valley for example.

The big Lib Dem prize this year was massive Dorset council, undergoing its second election since becoming a unitary authority minus Bournemouth, Christchurch and Poole. Here they gained a lucky thirteen seats to eke out a majority of just two overall (and twelve over the Conservatives: a margin big enough that it should mean four years of Lib Dem rule even if they lose their overall majority through by-elections or defections). Again this local election presaged what would befall the Conservatives at the general election that followed. The Lib Dems outpolled the Tories in the Poole suburbs (the Dorset council part of Mid Dorset and Poole North) by 52.5% to 29.1%; and in West Dorset by 44.9% to 30.2%. Both these parliamentary seats were Lib Dem gains.

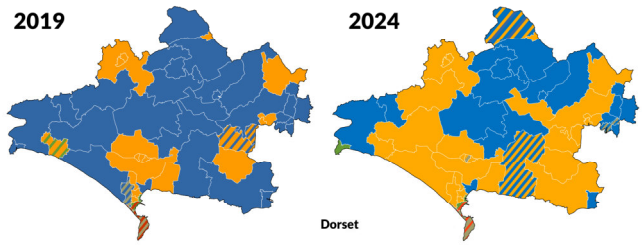

The Conservatives actually scraped enough votes in the wards comprising the South Dorset constituency, to come out narrowly ahead in a three-way fight: 28.7% to Labour's 22.9% and the Lib Dems' 27.8%. The Greens polled 11.9%. Despite this pretty poor result for Labour, especially in what should have been their

strongholds in Weymouth and Portland (given the local unpopularity of having the Bibby Stockholm refugee barge moored in Portland harbour and Labour's noisy complaints about this "failed" Conservative approach to immigration),

Labour did edge Dorset South at the general election. In this instance, the fact the Tories could not exceed 30% of the vote in the local elections was the greater windsock of political fortunes than Labour's anaemic performance. Tactical voting at the general election was more than enough for the 70% who did not vote Tory in the locals to oust controversial multi-millionaire MP Richard Drax.

Lib Dems also performed well in Gloucester, though not quite well enough to win a majority. And, even more clearly than Dorset South, it was Labour which took the parliamentary seat in July, despite getting absolutely nowhere, yet again, in the council elections.

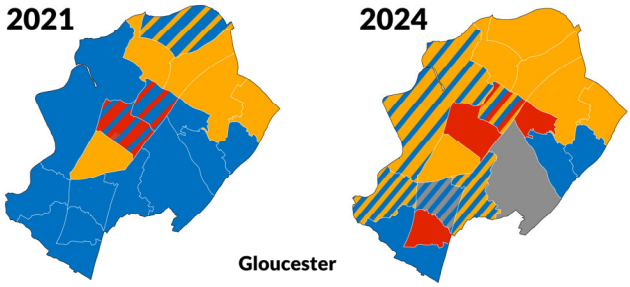

The Lib Dems also somewhat rained on Labour's parade in North Hertfordshire, another council with all out elections following boundary changes. Whilst generally across this council the Lib Dems and Labour leave each other to fight the Conservatives (Labour in Hitchin and Letchworth, the Lib Dems in the more rural wards and the two dividing Royston between them) there was not as clear a surge towards Labour as there was in the run-up to 1997 (when Labour won overall control of this council, albeit briefly).

Just as the Conservative showings in these local elections were decent predictions of their general election disaster, so Labour's comparative weakness in vote share replicated their poor vote share in the general election. That said, Labour gained North East Hertfordshire at the July general election which they failed to do in 1997. But here I am referring to vote share and Labour won with just 35% in this constituency as the Conservatives lost 25 percentage points, mainly to Reform UK. In 1997 Labour polled a higher share despite losing.

Otherwise, as with the Greens, there was Lib Dem stasis: they gained a seat or two here and lost a seat or two there: 2023 and 2024 should again be seen as a complementary pair of results. But part of the reason the Lib Dems struggle in this particular set of councils up for election in 2024 was that they are overwhelmingly areas that voted Leave. In the few local authorities up this year that voted Remain, they performed strongly.

Why am I still banging on about an eight year old referendum result? For this reason: in the local authorities that voted Remain the Lib Dems polled 22%. In the local authorities that voted more than 60% to leave the EU they polled 9%. I am not asserting that the EU was a factor in this local election: very few electors still tell pollsters that this issue is of salience to them, however much Rory Stewart and Alistair Campbell bang on about it in their podcast. I am asserting that how one voted in the EU referendum remains one of the critical flags for a whole range of policy positions that increase your propensity to vote Lib Dem or to never vote Lib Dem.

Just thirty of the authorities up this year have no Lib Dem councillors on them, which is still almost a third, while in many others they have a token representation: a ward here or there they have managed to take root in without being able to widen their influence.

As with the Greens, the Lib Dems will inevitably now begin performing better in some Labour areas, though probably not as well as they did between 1997 and 2020 because the vast majority of these areas are, as we looked at above, Leave voting and they now have better-fitting parties in Reform UK especially (but also the Conservatives) to serve as the receptacle of their protest votes.

Nonetheless, there are several big councils: Newcastle, Sheffield, Liverpool, Cambridge and parts of Birmingham (if these aren't secured by pro-Gaza independents) plus potentially London boroughs like Haringey, Islington, Southwark and maybe Waltham Forest, where the Lib Dems should be expected to make significant inroads during a mid-term of a Labour government. It's just that they almost certainly have a much lower ceiling for success in Red Wall areas because they are no longer seen as credible by Leave voters.

Voters spurn continuity parties

The casting around for options beyond Labour and Conservatives resulted in the continued rise of localist parties and independents. In respect of the former, this was especially evident in Peterborough where the First grouping which principally emerged from a Conservative split, won seven seats for a total of eleven when defectors not up for election this year are counted. First is now the second-largest party in Peterborough while the Conservatives - who held thirty seats before their split and now hold just eleven - are barely ahead of the Lib Dems.

Independents did well across the country and not just under the banner of pro-Palestinian causes or in heavily Muslim areas.

Notably the People's Indpendent Party of Castle Point borough now has a comfortable overall majority - and that over the Canvey Island Independents: not a single councillor from a national party was returned here. Castle Point voters aren't too bothered about the Middle East, especially in local elections - their bust up with the Conservative Party was over housing development targets the former council tried to impose on the district rather than pushing back against the then government.

There are now three councils controlled by localist parties: Epsom and Ewell, Castle Point and - for very similar reasons to Castle Point - Tandridge, which covers the eastern end of Surrey. Though technically under no overall control, independents and localists control a cleara majority of the seats here: 25 to 11 Lib Dems and just seven Conservatives. Let's see if the Tories can begin a rapid climb back now they've been cast out of government in this typically deeply Conservative corner of England.

Portsmouth's Independent Party surged too, and independent councillors won in the affluent Plymouth suburb of Plympton: continuing the fall-out from the city centre tree-felling debacle that booted the Tories out of power there. Likewise, Labour got spanked in Oxford over a host of first world complaints; though in Hastings it was the Greens that benefited electorally from mass defections from the Labour group by left-wing councillors. The majority of the defectors up for election this year quit rather than fought: the one who stood lost to her former party. Localists in Tunbridge Wells (the Tunbridge Wells Alliance) and West Lancashire (Our West Lancashire) more or less held their own this year.

Gaza independents performed best in Blackburn, Bradford, Burnley, Oldham and Pendle, while scoring less significant breakthroughs in

Kirklees (though the vote won by independents here far exceeded those for Greens or Lib Dems) and Rochdale.

The 2025 elections

So let's end where we started. The 2024 local elections brought to a close a complete cycle of results that began with huge Conservative success in 2021 and ended in huge Conservative failure in the three other years of this electoral wheel.

There is no certainty that there will be a Conservative recovery in 2025 because the baseline for next year's election is 2021: that exceptional year when Covid forced the combining of the district vote that should've occurred in 2020 with the county council elections that were always intended to happen in 2021.

The emergence of Reform UK is the real threat to the Conservatives in 2025: they were simply not a factor in the 2021 county elections and surely will be next year, albeit to varying degrees depending on the demographics of the county. The 2025 elections are also far harder to forecast because, despite Labour support having slumped since the general election, they still represent masses of constituencies they have never won before, or not since the 1997 and 2001 Tony Blair landslides.

Take Buckinghamshire: the only county council that returned a Conservative majority in the 1993 elections. In 1997, all four constituencies stayed Tory. In 2024, Aylesbury and Wycombe (plus the section of the new Buckingham and Bletchley constituency) voted in Labour MPs while Chesham and Amersham is represented by the Lib Dems. And this before Reform UK is factored into the equation there. The potential exists for a very poor Conservative result in that county.

Bucks is hardly an outlier. Are the Conservatives likely to retain Derbyshire or Nottinghamshire when every constituency in the former, and all but two in the latter are once again held by Labour? Likewise Lancashire and Northumberland will prove hard to hold; while southern counties like Cornwall, Devon, East Sussex, Surrey and Gloucestershire will see a principally Lib Dem led assault on these Tory-led councils. Even councils with very large Conservative majorities: especially Kent and Essex, look vulnerable to multi-pronged attacks, while Reform will attempt (and probably fail) to take Lincolnshire. Simply go back to the 2013 county elections and look where UKIP staged its first significant breakthrough to see the basis of where Reform UK is going to surge.

On the other hand, voters seem more inclined to vote Conservative in county council elections compared to districts, possibly because the services provided by the counties like education and social services matter more. It was noticeable when the two sets of elections coincided in 2021 how much more willing voters were to return Conservative county councillors at the same time as electing non-Conservative district councillors.

No, it may not be until 2026 (if at all if Nigel Farage has his way) for the Conservatives to start racking up significant gains in council elections. Whether that will be far too late for Kemi Badenoch's new leadership of her party we can only wait and see.

Changes in council control

Conservative gains (0)

Conservative losses (13)
Adur, Basildon, Dorset, Dudley, Gloucester, Havant, North East Lincolnshire, Nuneaton and Bedworth, Redditch, Reigate and Banstead, Rushmoor, Tamworth, Thurrock

Labour gains (10)
Adur, Cannock Chase, Hartlepool, Hyndburn, Milton Keynes, Nuneaton and Bedworth, Redditch, Rushmoor, Tamworth, Thurrock

Labour losses (4)
Kirklees, Norwich, Oldham, Oxford

Liberal Democrat gains (2)
Dorset, Tunbridge Wells

Liberal Democrat losses (0)

Independent gains (1)
Castle Point

Councils lost to no overall control (10)
Basildon, Dudley, Gloucester, Havant, Kirklees, North East Lincolnshire, Norwich, Oldham, Oxford, Reigate and Banstead

Councils gained from no overall control (5)
Cannock Chase. Hartlepool, Hyndburn, Milton Keynes, Tunbridge Wells

Councils with boundary changes this year

Basildon
Brentwood
Cannock Chase
Castle Point
Cheltenham
Dudley
Epping Forest
Fareham
Harlow
Havant
Maidstone
North Hertfordshire
North Tyneside
Nuneaton and Bedworth
Redditch
Rossendale
Stevenage
Tandridge
Tunbridge Wells
Wokingham
Worcester

Seat gains and losses

Conservative gains

Bolton: Astley Bridge
Burnley: Cliviger with Worsthorne
Gosport: Peel Common
Newcastle-upon-Tyne: Gosforth
Peterborough: Paston & Walton
Rotherham: Hellaby & Maltby West (1)
Solihull: Shirley West
Southampton: Woolston
Tameside: Hyde Werneth
Walsall: Rushall-Shelfield

Conservative losses

Adur: Churchill
Adur: Cokeham
Adur: Eastbrook
Adur: Hillside
Adur: Peverel
Adur: Whitewater (2 seats)
Barnsley: Penistone East
Basingstoke: Winklebury & Manydown
Blackburn: Blackburn South & Lower Darwen
Blackburn: Darwen South
Blackburn: Ewood
Blackburn: Little Harwood & Whitebirk
Bolton: Bradshaw
Bolton: Hulton
Bolton: Westhoughton North
Bradford: Craven
Bradford: Keighley West
Bradford: Queensbury
Bradford: Wyke
Bristol: Avonmouth & Lawrence Weston (2)
Bristol: Bishopsworth (1)
Bristol: Frome Vale (1)
Bristol: Westbury-on-Trym (3)
Burnley: Gawthorpe
Burnley: Rosehill with Burnley Wood
Bury: North Manor
Calderdale: Illingworth & Mixenden
Calderdale: Rastrick
Calderdale: Northowram & Shelf
Calderdale: Ryburn
Cherwell: Adderbury, Bloxham & Bodicote
Cherwell: Banbury Hardwick
Cherwell: Bicester East
Cherwell: Bicester North & Caversfield
Cherwell: Bicester South & Ambrosden
Cherwell: Cropredy, Sibfords & Wroxton
Cherwell: Fringford & Heyfords
Cherwell: Kidlington East
Cherwell: Launton and Otmoor
Chorley: Buckshaw & Whittle
Chorley: Clayton East, Brindle & Hoghton
Coventry: Bablake
Coventry: Sherbourne
Coventry: Westwood
Crawley: Gossops Green & N.E. Broadfield
Crawley: Ifield
Crawley: Pound Hill North & Worth
Crawley: Southgate
Crawley: Tilgate
Dorset: Chesil Bank
Dorset: Chickerell (1)
Dorset: Corfe Mullen (1)
Dorset: Eggardon
Elmbridge: Hersham Village
Elmbridge: Walton North
Elmbridge: Walton South
Exeter: Topsham
Gloucester: Barton & Tredworth (1)
Gloucester: Coney Hill
Gloucester: Grange (1)
Gloucester: Kingsway (2)
Gloucester: Longlevens (2)
Gloucester: Matson & Robinswood (3)
Gloucester: Moreland (1)
Gloucester: Tuffley (1)
Gloucester: Westgate (2)
Halton: Daresbury, Moore & Sandymoor
Hart: Fleet Central
Hart: Fleet East
Hartlepool: Burn Valley
Hartlepool: De Bruce
Hartlepool: Hart
Hartlepool: Headland & Harbour
Hartlepool: Manor House
Hartlepool: Rossmere
Hastings: Baird
Hastings: Maze Hill
Hastings: St Helen's
Hastings: Silverhill
Hastings: West St Leonards
Hyndburn: Altham
Hyndburn: Baxenden
Hyndburn: Church
Hyndburn: Rishton
Hyndburn: St Andrew's
Ipswich: Gainsborough
Ipswich: Holywells
Ipswich: Sprites
Ipswich: Stoke Park
Ipswich: Whitton
Kirklees: Almondbury
Kirklees: Holme Valley South
Kirklees: Lindley
Leeds: Ardsley & Robin Hood
Leeds: Calverley & Farsley
Leeds: Guiseley & Rawdon
Leeds: Horsforth
Lincoln: Birchwood
Lincoln: Hartsholme
Lincoln: Minster
Lincoln: Moorland
Milton Keynes: Bletchley Park
Milton Keynes: Bletchley West
Milton Keynes: Campbell Park & Old Woughton
Milton Keynes: Newport Pagnell South
Milton Keynes: Shenley Brook End
Milton Keynes: Stantonbury
Milton Keynes: Stony Stratford
Mole Valley: Leatherhead South
North East Lincolnshire: Croft Baker
North East Lincolnshire: Freshney
North East Lincolnshire:Heneage
North East Lincolnshire: Park
North East Lincolnshire:Scartho
North East Lincolnshire: Sidney Sussec
North East Lincolnshire: Yarborough
Oldham: Hollinwood
Pendle: Earby & Coates
Pendle: Marsden & Southfield
Peterborough: Bretton
Peterborough: Dogsthorpe
Peterborough: East
Peterborough: Eye, Thorney & Newborough
Peterborough: Fletton & Stanground
Peterborough: Fletton & Woodston

Peterborough: Glinton & Caistor
Peterborough: Gunthorpe
Peterborough: Hampton Vale
Peterborough: Hargate & Hempsted
Peterborough: Orton Longueville
Peternorough: Ravensthorpe
Peterborough: Stanground South
Peterborough: Wittering
Plymouth: Budshead
Plymouth: Compton
Plymouth: Ham
Plymouth: Honocknowle
Plymouth: Moor View
Plymouth: Peverell
Plymouth: Plympton Chaddlewood
Plymouth: Plympton Erle
Plymouth: Plympton St Mary
Plymouth: Plymstock Dunstone
Plymouth: Plymstock Radford
Plymouth: St Budeaux
Plymouth: Southway
Portsmouth: Copnor
Portsmouth: Cosham
Portsmouth: Eastney & Craneswater
Portsmouth: Hilsea
Preston: Greyfriars
Preston: Ingol & Cottam
Preston: Preston Rural North
Preston: Sharoe Green
Reading: Emmer Green
Reigate: Hooley, Merstham & Netherne
Reigate: Horley East & Salfords
Reigate: Horley West & Sidlow
Reigate: Lower Kingswood, Tadworth & Walton
Reigate: Redhill West & Wray Common
Rochford: Foulness & the Wakerings
Rochford: Hawkwell East
Rochford: Hockley
Rochford: Hullbridge
Rochford: Lodge
Rochford: Sweyne Park & Grange
Rochford: Trinity
Rochford: Wheatley
Rotherham: Anston & Woodsetts (1)
Rotherham: Aston & Todwick (1)
Rotherham: Aughton & Swallownest (1)
Rotherham: Bramley & Ravenfield (1)
Rotherham: Dinnington (1)
Rotherham: Hoober (1)
Rotherham: Maltby East (1)
Rotherham: Rawmarsh West (1)
Rugby: Admirals & Cawston
Rugby: Coton & Broughton
Rugby: Newbold & Brownsover
Runnymede: Addlestone North
Runnymede: Chertsey Riverside
Runnymede: Chertsey St Ann's
Runnymede: Egham Hythe
Runnymere: Englefield Green West
Runnymede: New Haw
Runnymede: Virginia Water
Rushmoor: Cherrywood
Rushmoor: Empress
Rushmoor: Manor Park
Rushmoor: North Town
Rushmoor: Rowhill
Rushmoor: St John's
Rushmoor: St Mark's
Rushmoor: Wellington
Rushmoor: West Heath
St Albans: London Colney
Salford: Worsley & Westwood Park
Sandwell: Charlemont with Grove Vale
Sandwell: Friar Park
Sandwell: Great Barr with Yew Tree
Sandwell: Old Warley
Sandwell: Prince's End
Sandwell: Rowley
Sandwell: Tividale
Sefton: Cambridge
Sefton: Harington
Sheffield: Stocksbridge & Upper Don
Solihull: Elmdon
Solihull: Olton
South Tyneside: Cleadon & East Boldon
Southend: Blenheim Park
Southend: Eastwood Park
Southend: St Laurence
Southend: St Luke's
Stroud: Cam East (2)
Stroud: Cam West (1)
Stroud: Dursley (1)
Stroud: Minchinhampton (1)
Stroud: Painswick & Upton (3)
Stroud: Severn (1)
Stroud: Stonehouse (1)
Stroud: Stroud Farmhill & Paganhill
Stroud: The Stanleys (1)
Sunderland: Barnes
Sunderland: Ryhope
Sunderland: St Anne's
Sunderland: St Peter's
Swindon: Central
Swindon: Haydon Wick
Swindon: Liden, Eldene & Park South
Swindon: Lydiard & Freshbrook
Swindon: Penhill & Upper Stretton
Swindon: Priory Vale
Swindon: Rodbourne Cheney
Swindon: St Margaret & South Marston
Swindon: Shaw
Tamworth: Amington
Tamworth: Belgrave
Tamworth: Bolehall
Tamworth: Castle
Tamworth: Glascote
Tamworth: Mercian
Tamworth: Spital
Tamworth: Stonydelph
Tamworth: Wilnecote
Thurrock: Aveley & Uplands
Thurrock: Belhus
Thurrock: Chadwell St Mary
Thurrock: Chafford & North Stifford
Thurrock: Corringham & Fobbing
Thurrock: East Tilbury
Thurrock: Little Thurrock Blackshots
Thurrock: Ockenden
Thurrock: South Chafford
Thurrock: Stanford East & Corringham Town
ThurrocK: Stanford-le-Hope West
Thurrock: The Homesteads
Trafford: Broadheath
Wakefield: Ackworth, North Elmsall & Upton
Wakefield: Crofton, Ryhill & Walton
Wakefield: Ossett
Wakefield: Pontefract South
Wakefield: Wakefield East
Wakefield: Wakefield Rural
Wakefield: Wakefield South
Wakefield: Wrenthorpe & Outwood West
Walsall: Bloxwich West
Warrington: Appleton (3)
Warrington: Birchwood (1)
Warrington: Chapelford & Old Hall (1)
Warrington: Culcheth, Glazebury & Croft (3)
Warrington: Lymm South (1)
Welwyn-Hatfield: Haldens
Welwyn-Hatfield: Handside
Welwyn-Hatfield: Hatfield Central
Welwyn-Hatfield: Hatfield East
Welwyn-Hatfield: Hatfield South West
Welwyn-Hatfield: Hatfield Vilalges
Welwyn-Hatfield: Hollybush
Welwyn-Hatfield: Howlands
Welwyn-Hatfield: Panshanger
Welwyn-Hatfield: Sherrards
West Lancashire: Burscough Bridge & Rufford
West Oxfordshire: Chadlington & Churchill
West Oxfordshire: Hailey, Minster Lovell & Leafield
West Oxfordshire: Milton-under-Wychwood
West Oxfordshire: Standlake, Aston & Stanton Harcourt
West Oxfordshire: Stonesfield % Tackley
West Oxfordshire: Witney South
Wigan: Lowton East
Winchester: Alresford & Itchen Valley
Winchester: Bishop's Waltham
Winchester: Central Meon Valley
Winchester: Denmead
Winchester: St Luke
Woking: Byfleet & West Byfleet
Woking: Heathlands
Woking: Knaphill
Woking: Pyrford
Wolverhampton: Merry Hill
Worthing: Castle
Worthing: Goring
Worthing: Northbrook

Labour gains

Adur: Churchill
Adur: Cokeham
Adur: Eastbrook
Adur: Hillside
Adur: Peverel
Adur: Whitewater (2 seats)
Barnsley: Penistone East
Basingstoke: Basing & Upton Grey
Basingstoke: Bramley
Basingstoke: Hatch Warren & Beggarwood
Basingstoke: Oakley & the Candovers
Basingstoke: Chineham
Basingstoke: Tadley & Pamber
Basingstoke: Tadley North
Basingstoke: Winklebury & Manydown
Blackburn: Blackburn South & Lower Darwen
Blackburn: Darwen South
Blackburn: Ewood
Bolton: Bradshaw
Bradford: Keighley West
Bradford: Wyke
Bristol: Avonmouth & Lawrence Weston (2)
Bristol: Bishopsworth (1)
Bristol: Frome Vale (1)
Burnley: Brunshaw
Burnley: Gannow
Burnley: Gawthorpe
Burnley: Rosehill with Burnley Wood
Bury: North Manor
Calderdale: Illingworth & Mixenden
Calderdale: Rastrick
Calderdale: Ryburn
Cherwell: Banbury Hardwick
Chorley: Buckshaw & Whittle
Chorley: Clayton East, Brindle & Hoghton
Colchester: Shrub End
Coventry: Bablake
Coventry: Sherbourne
Coventry: Westwood
Crawley: Gossops Green & N.E. Broadfield
Crawley: Ifield
Crawley: Pound Hill North & Worth
Crawley: Southgate
Crawley: Tilgate
Dorset: Ferndown South (1)
Dorset: Lytchett Matravers & Upton (1)
Dorset: South East Purbeck
Dorset: Stour & Allen Vale
Dorset: West Purbeck (1)
Dorset: Winterbourne North
Dorset: Yetminster
Exeter: Topsham
Gloucester: Coney Hill
Gloucester: Kingsway (2)
Gloucester: Moreland (1)
Halton: Daresbury, Moore & Sandymoor
Hartlepool: Burn Valley
Hartlepool: De Bruce
Hartlepool: Foggy Furze
Hartlepool: Hart
Hartlepool: Headland & Harbour
Hartlepool: Manor House
Hartlepool: Rossmere
Hartlepool: Throston
Hastings: St Helen's
Hastings: West St Leonards
Hyndburn: Altham
Hyndburn: Baxenden
Hyndburn: Church
Hyndburn: Rishton
Hyndburn: St Andrew's
Ipswich: Gainsborough
Ipswich: Holywells
Ipswich: Sprites
Ipswich: Stoke Park
Ipswich: Whitton
Kingston-upon-Hull: Avenue
Kingston-upon-Hull: Derringham
Kingston-upon-Hull: North Carr
Kirklees: Holme Valley South
Leeds: Ardsley & Robin Hood
Leeds: Armley
Leeds: Calverley & Farsley
Leeds: Farnley & Wortley
Leeds: Guiseley & Rawdon
Leeds: Horsforth
Leeds: Middleton Park
Lincoln: Birchwood
Lincoln: Hartsholme
Lincoln: Minster
Lincoln: Moorland
Milton Keynes: Bletchley Park
Milton Keynes: Bletchley West
Milton Keynes: Stantonbury
Milton Keynes: Stony Stratford
Newcastle-upon-Tyne: Lemington
Newcastle-upon-Tyne: Ouseburn
North East Lincolnshire: Croft Baker
North East Lincolnshire:Heneage
North East Lincolnshire: Park
North East Lincolnshire:Scartho
North East Lincolnshire: Sidney Sussec
Oldham: Failsworth East
Oldham: Hollinwood
Peterborough: Bretton
Peterborough: Dogsthorpe
Peterborough: East
Peterborough: Fletton & Woodston
Plymouth: Budshead
Plymouth: Compton
Plymouth: Ham
Plymouth: Honocknowle
Plymouth: Moor View
Plymouth: Peverell
Plymouth: Plymstock Dunstone
Plymouth: Plymstock Radford
Plymouth: St Budeaux
Plymouth: Southway
Reading: Emmer Green
Reigate: Redhill West & Wray Common
Rochdale: East Middleton
Rotherham: Aston & Todwick (1)
Rotherham: Aughton & Swallownest (1)
Rotherham: Bramley & Ravenfield (1)
Rotherham: Dinnington (1)
Rotherham: Hoober (1)
Rotherham: Maltby East (1)
Rotherham: Rawmarsh West (1)
Rotherham: Rother Vale (1)
Rugby: Admirals & Cawston
Rugby: Coton & Broughton
Rugby: Newbold & Brownsover
Runnymede: Chertsey Riverside
Runnymede: Chertsey St Ann's
Runnymede: Egham Hythe
Runnymere: Englefield Green West
Rushmoor: Cherrywood
Rushmoor: Empress
Rushmoor: Manor Park
Rushmoor: North Town
Rushmoor: Rowhill
Rushmoor: St John's
Rushmoor: Wellington
Rushmoor: West Heath
St Albans: London Colney
Salford: Worsley & Westwood Park
Sandwell: Friar Park
Sandwell: Great Barr with Yew Tree
Sandwell: Old Warley
Sandwell: Prince's End
Sandwell: Rowley
Sandwell: Tividale
Sefton: Harington
Sheffield: Graves Park
Sheffield: Stocksbridge & Upper Don
Sheffield: Walkley
Solihull: Kingshurst & Fordingbridge
Southend: Blenheim Park
Southend: St Laurence
Southend: St Luke's
Stroud: Cam East (2)
Stroud: Cam West (1)
Stroud: Dursley (1)
Stroud: Severn (1)
Stroud: Stroud Central
Stroud: Stroud Farmhill & Paganhill
Sunderland: Barnes
Sunderland: Hendon
Sunderland: Ryhope
Sunderland: St Anne's
Sunderland: St Peter's
Swindon: Central
Swindon: Haydon Wick
Swindon: Liden, Eldene & Park South
Swindon: Lydiard & Freshbrook
Swindon: Penhill & Upper Stretton
Swindon: Priory Vale

Swindon: Rodbourne Cheney
Swindon: St Margaret & South Marston
Swindon: Shaw
Tamworth: Amington
Tamworth: Belgrave
Tamworth: Bolehall
Tamworth: Castle
Tamworth: Glascote
Tamworth: Mercian
Tamworth: Spital
Tamworth: Stonydelph
Tamworth: Wilnecote
Thurrock: Aveley & Uplands
Thurrock: Belhus
Thurrock: Chadwell St Mary
Thurrock: Chafford & North Stifford
Thurrock: Little Thurrock Blackshots
Thurrock: Ockenden
Thurrock: South Chafford
Thurrock: The Homesteads
Trafford: Broadheath
Wakefield: Ackworth, North Elmsall & Upton
Wakefield: Crofton, Ryhill & Walton
Wakefield: Ossett
Wakefield: Pontefract South
Wakefield: Wakefield East
Wakefield: Wakefield Rural
Wakefield: Wakefield South
Wakefield: Wrenthorpe & Outwood West
Walsall: Bloxwich West
Warrington: Birchwood (1)
Warrington: Chapelford & Old Hall (1)
Warrington: Culcheth, Glazebury & Croft (3)
Welwyn-Hatfield: Haldens
Welwyn-Hatfield: Hatfield Central
Welwyn-Hatfield: Hatfield East
Welwyn-Hatfield: Hatfield South West
Welwyn-Hatfield: Hatfield Vilalges
Welwyn-Hatfield: Hollybush
Welwyn-Hatfield: Howlands
Welwyn-Hatfield: Sherrards
West Lancashire: Burscough Town
West Oxfordshire: Witney South
Wigan: Lowton East
Wolverhampton: Merry Hill
Worthing: Castle
Worthing: Northbrook
Worthing: Tarring

Labour losses

Barnsley: Kingstone
Blackburn: Bastwell and Daisfield
Blackburn: Billinge and Beardwood
Blacknurn: Blackburn Central
Blackburn: Roe Lee
Blackburn: Shear Brow and Corporation Park
Blackburn: Wensley Fold
Bolton: Astley Bridge
Bolton: Farnworth South
Bolton: Halliwell
Bolton: Hulton
Bolton: Rumworth
Bolton: Westhoughton South
Bradford: Bolton & Undercliffe
Bradford: Bowling & Barkerend
Bradford: City
Bradford: Great Horton
Bradford: Heaton
Bradford: Manningham
Bristol: Ashby (1)
Bristol: Eastville (1)
Bristol: Lawrence Hill (1)
Bristol: St George Central (2)
Burnley: Bank Hall
Burnley: Daneshouse with Stoneyholme
Burnley: Queensgate
Calderdale: Park
Cambridge: Newnham
Exeter: Duryard & St James
Exeter: Heavitree
Exeter: Newtown & St Leonard's
Gateshead: Birtley
Hastings: Braybrooke
Hastings: Castle
Hastings: Central St Leonards
Hastings: Gensing
Hastings: Ore
Hastings: Tressell
Hyndburn: Central
Kingston-upon-Hull: Longhill & Bilton Grange
Kingston-upon-Hull: University
Kirklees: Batley East
Kirklees: Batley West
Kirklees: Crosland Moor & Netherton
Kirklees: Dewsbury South
Kirklees: Dewsbury West
Kirklees: Heckmondwike
Leeds: Gipton & Harehills
Leeds: Headingley & Hyde Park
Lincoln: Glebe
Manchester: Ancoats & Bedwick
Manchester: Longsight
Newcastle-upon-Tyne: Byker
Newcastle-upon-Tyne: Elswick
Newcastle-upon-Tyne: Denton & Westerhope
Newcastle-upon-Tyne: North Jesmond
Newcastle-upon-Tyne: West Fenham
Norwich: Mile Cross
Norwich: Wensum
Oldham: Alexandra
Oldham: Coldhurst
Oldham: Failsworth West
Oldham: Royton South
Oldham: St Mary's
Oldham: Waterhead
Oxford: Cowley
Oxford: Holywell
Oxford: Littlemore
Oxford: Lye Valley
Oxford: Quarry & Risinghurst
Oxford: Rose Hill & Iffley
Oxford: St Clement's
Oxford: Temple Cowley
Pendle: Bradley
Pendle: Brierfield East & Clover Hill
Pendle: Brierfield West & Reedley
Pendle: Whitefield & Walverden
Preston: Lea & Larches
Reading: Katesgrove
Rochdale: Central Rochdale
Rochdale: Milkstone & Deeplish
Rotherham: Boston Castle (2)
Rotherham: Dalton & Thrybergh (1)
Rotherham: Sitwell (1)
Rotherham: Wales (2)
Salford: Quays
Sandwell: Tipton Green
Sefton: Church
Sheffield: Darnall
South Tyneside: Bede
South Tyneside: Biddick & All Saints
South Tyneside: Boldon Colliery
South Tyneside: Cleadon Park
South Tyneside: Harton
South Tyneside: Horsley Hill
South Tyneside: Simonside & Rekendyke
South Tyneside: Westoe
South Tyneside: Whiteleas
Southampton: Swaythling
Southampton: Woolston
Stockport: Cheadle East & Cheadle Hulme North
Stockport: Offerton
Stroud: Amberley & Woodchester
Stroud: Chalford (1)
Stroud: Stroud Slade
Tameside: Hyde Werneth
Tameside: St Peter's
Tameside: Stalybridge North
Walsall: Rushall-Shelfield
Walsall: Palfrey
Walsall: Pleck
Warrington: Burtonwood & Winwick (1)
Watford: Callowland
Watford: Leggatts
Watford: Vicarage
West Lancashire: Ormskirk East
Wigan: Ince
Woking: Canalside

Liberal Democrat gains

Barnsley: Kingstone
Basingstoke: Tadley & Pamber
Basingstoke: Tadley North
Bolton: Westhoughton North
Bristol: Westbury-on-Trym (3)
Cambridge: Queen Edith's
Cherwell: Adderbury, Bloxham & Bodicote
Cherwell: Bicester East
Cherwell: Bicester North & Caversfield
Cherwell: Bicester South & Ambrosden
Cherwell: Cropredy, Sibfords & Wroxton
Cherwell: Fringford & Heyfords
Cherwell: Launton and Otmoor
Colchester: Highwoods
Dorset: Bridport (1)
Dorset: Chesil Bank
Dorset: Chickerell (2)
Dorset: Eggardon
Dorset: Lytchett Matravers & Upton (1)
Dorset: South East Purbeck
Dorset: Stour & Allen Vale
Dorset: West Purbeck (1)
Dorset: Winterbourne North
Dorset: Yetminster
Elmbridge: Hersham Village
Elmbridge: Molesey East
Elmbridge: Walton Central
Elmbridge: Walton North
Elmbridge: Walton South
Exeter: Duryard & St James
Gateshead: Birtley
Gloucester: Barton & Tredworth (1)
Gloucester: Longlevens (2)
Gloucester: Tuffley (1)
Gloucester: Westgate (2)
Hart: Fleet East
Kingston-upon-Hull: Longhill & Bilton Grange
Kingston-upon-Hull: University
Kirklees: Almondbury
Kirklees: Lindley
Lincoln: Glebe
Manchester: Ancoats & Bedwick
Milton Keynes: Campbell Park & Old Woughton
Milton Keynes: Newport Pagnell South
Milton Keynes: Shenley Brook End
Mole Valley: Leatherhead South
Newcastle-upon-Tyne: North Jesmond
Newcastle-upon-Tyne: West Fenham
Oxford: Quarry & Risinghurst
Pendle: Earby & Coates
Peterborough: Fletton & Stanground
Peterborough: Gunthorpe
Portsmouth: Eastney & Craneswater
Preston: Greyfriars
Preston: Ingol & Cottam
Preston: Lea & Larches
Preston: Preston Rural North
Preston: Sharoe Green
Reigate: Horley West & Sidlow
Rochford: Lodge
Rochford: Trinity
Rochford: Wheatley
Runnymede: New Haw
Runnymede: Virginia Water
Rushmoor: St Mark's
Salford: Quays
Sefton: Cambridge
Solihull: Elmdon
Solihull: Olton
Southampton: Swaythling
Southend: Eastwood Park
Stockport: Cheadle E. & Cheadle Hulme N.
Stockport: Offerton
Warrington: Appleton (3)
Warrington: Lymm South (1)
Watford: Callowland
Watford: Leggatts
Watford: Vicarage
Welwyn-Hatfield: Handside
Welwyn-Hatfield: Panshanger
West Oxfordshire: Chadlington & Churchill
West Oxfordshire: Hailey, Minster Lovell & Leafield
West Oxfordshire: Milton-under-Wychwood
West Oxfordshire: Standlake, Aston & Stanton Harcourt
Winchester: Alresford & Itchen Valley
Winchester: Bishop's Waltham
Winchester: Denmead
Winchester: St Luke
Woking: Canalside
Woking: Heathlands
Woking: Knaphill
Woking: Pyrford

Liberal Democrat losses

Bolton: Westhoughton South
Bristol: Hotwells & Harbourside
Bristol: Knowle (2)
Colchester: Shrub End
Elmbridge: Claygate
Gosport: Peel Common
Kingston-upon-Hull: Avenue
Kingston-upon-Hull: Derringham
Kingston-upon-Hull: North Carr
Newcastle-upon-Tyne: Gosforth
Newcastle-upon-Tyne: Ouseburn
Oldham: Shaw
Peterborough: Paston & Walton
Rotherham: Rother Vale (1)
St Albans: St Peter's
Sheffield: Ecclesall
Sheffield: Graves Park
Southend: Leigh
Stroud: Wotton-under-Edge (1)
Sunderland: Hendon
Three Rivers: Dickinsons
Worthing: Tarring

Green gains

Basingstoke: Chineham
Bolton: Halliwell
Bradford: Craven
Bristol: Ashby (1)
Bristol: Eastville (1)
Bristol: Hotwells & Harbourside
Bristol: Knowle (2)
Bristol: Lawrence Hill (1)
Bristol: St George Central (2)
Bristol: St George West
Calderdale: Northowram & Shelf
Cambridge: Newnham
Cherwell: Kidlington East
Exeter: Newtown & St Leonard's
Hastings: Baird
Hastings: Braybrooke
Hastings: Castle
Hastings: Central St Leonards
Hastings: Gensing
Hastings: Maze Hill
Hastings: Ore
Hastings: Silverhill
Hastings: Tressell
Hyndburn: Central
Kirklees: Crosland Moor & Netherton
Leeds: Armley
Leeds: Gipton & Harehills
Leeds: Headingley & Hyde Park
Newcastle-upon-Tyne: Byker
Newcastle-upon-Tyne: Elswick
Norwich: Mile Cross
Norwich: Wensum
Oxford: Holywell
Oxford: St Clement's
Peterborough: Orton Longueville
Peternorough: Ravensthorpe
Plymouth: Plympton Chaddlewood
Reading: Katesgrove
Reigate: Hooley, Merstham & Netherne

Reigate: Horley East & Salfords
Runnymede: Addlestone North
St Albans: St Peter's
Sefton: Church
Sheffield: Ecclesall
South Tyneside: Biddick & All Saints
South Tyneside: Cleadon & East Boldon
Southend: Leigh
Stroud: Amberley & Woodchester
Stroud: Chalford (1)
Stroud: Minchinhampton (1)
Stroud: Painswick & Upton (3)
Stroud: Stonehouse (1)
Stroud: Stroud Slade
Stroud: The Stanleys (1)
Stroud: Wotton-under-Edge (1)
Three Rivers: Dickinsons
West Oxfordshire: Stonesfield & Tackley
West Oxfordshire: Witney North
Winchester: Central Meon Valley
Worthing: Goring

Green losses

Burnley: Brunshaw
Burnley: Cliviger with Worsthorne
Leeds: Farnley & Wortley
Peterborough: Orton Waterville
Sheffield: Walkley
Solihull: Kingshurst & Fordingbridge
Solihull: Shirley West
Stroud: Stroud Central

Independent gains

Basingstoke: Basing & Upton Grey
Basingstoke: Bramley
Basingstoke: Oakley & the Candovers
Blackburn: Bastwell and Daisfield
Blackburn: Billinge and Beardwood
Blacknurn: Blackburn Central
Blackburn: Little Harwood & Whitebirk
Blackburn: Roe Lee
Blackburn: Shear Brow and Corporation Park
Blackburn: Wensley Fold
Bolton: Rumworth
Bradford: Bolton & Undercliffe
Bradford: Bowling & Barkerend
Bradford: City
Bradford: Great Horton
Bradford: Heaton
Bradford: Manningham
Bradford: Queensbury
Bradford: Toller
Burnley: Bank Hall
Burnley: Queensgate
Dorset: Ferndown South (1)
Elmbridge: Claygate
Exeter: Heavitree
Gloucester: Grange (1)
Gloucester: Matson & Robinswood (3)
Kirklees: Batley East
Kirklees: Batley West
Kirklees: Dewsbury South
Kirklees: Dewsbury West
Kirklees: Heckmondwike
Newcastle-upon-Tyne: Denton & Westerhope
North East Lincolnshire: Freshney
North East Lincolnshire: Yarborough
Oldham: Alexandra
Oldham: Coldhurst
Oldham: Failsworth West
Oldham: Royton South
Oldham: St Mary's
Oldham: Shaw
Oldham: Waterhead
Oxford: Temple Cowley
Pendle: Bradley
Pendle: Brierfield East & Clover Hill
Pendle: Brierfield West & Reedley
Pendle: Marsden & Southfield
Pendle: Whitefield & Walverden
Peterborough: Orton Waterville
Plymouth: Plympton Erle
Plymouth: Plympton St Mary
Portsmouth: Copnor
Portsmouth: Cosham
Portsmouth: Hilsea
Reigate: Lower Kingswood, Tadworth & Walton
Rochford: Foulness & the Wakerings
Rochford: Hawkwell East
Rochford: Hullbridge
Rochford: Sweyne Park & Grange
Rotherham: Boston Castle (2)
Rotherham: Dalton & Thrybergh (1)
Rotherham: Greasborough (1)
Rotherham: Keppel (1)
Rotherham: Rotherham West (1)
Rotherham: Sitwell (1)
Rotherham: Wales (2)
Sandwell: Tipton Green
Sheffield: Darnall
South Tyneside: Bede
South Tyneside: Boldon Colliery
South Tyneside: Cleadon Park
South Tyneside: Harton
South Tyneside: Horsley Hill
South Tyneside: Simonside & Rekendyke
South Tyneside: Westoe
South Tyneside: Whiteleas
Tameside: St Peter's
Tameside: Stalybridge North
Thurrock: Corringham & Fobbing
Thurrock: East Tilbury
Thurrock: Stanford East & Corringham Town
ThurrocK: Stanford-le-Hope West
Walsall: Palfrey
Walsall: Pleck
Warrington: Burtonwood & Winwick (1)
Wigan: Ince
Woking: Byfleet & West Byfleet

Independent losses

Burnley: Daneshouse with Stoneyholme
Cambridge: Queen Edith's
Colchester: Highwoods
Dorset: Bridport (1)
Dorset: Chickerell (1)
Hartlepool: Foggy Furze
Hartlepool: Throston
Oldham: Failsworth East
Rochdale: East Middleton
West Oxfordshire: Witney North

Residents' Association gains

Bolton: Farnworth South
Hart: Fleet Central
Oxford: Cowley
Oxford: Littlemore
Oxford: Lye Valley
Oxford: Rose Hill & Iffley
Peterborough: Eye, Thorney & Newborough
Peterborough: Glinton & Caistor
Peterborough: Hampton Vale
Peterborough: Hargate & Hempsted
Peterborough: Wittering
Rochford: Hockley
West Lancashire: Burscough Bridge & Rufford
West Lancashire: Ormskirk East

Residents Association losses

Elmbridge: Molesey East
Elmbridge: Walton Central
Newcastle-upon-Tyne: Lemington
Rotherham: Greasborough (1)
Rotherham: Keppel (1)
Rotherham: Rotherham West (1)
West Lancashire: Burscough Town

Workers' Party gains

Calderdale: Park
Manchester: Longsight
Rochdale: Central Rochdale
Rochdale: Milkstone & Deeplish

Women's Equality Party gains

Basingstoke: Hatch Warren & Beggarwood

Social Democratic Party gains

Leeds: Middleton Park

Overview of the 2024 results: seats won

	Con		Lab		LD		Grn		Ind		Others	
Adur	1	- 8	11	+8	0	0	1	0	1	0	0	0
Barnsley	0	- 1	17	0	4	+1	0	0	0	0	0	0
Basildon	13	- 13	18	+8	0	0	0	0	6	+1	5	+4
Basingstoke & Deane	4	- 8	3	0	4	+2	1	+1	3	+1	5	+4
Blackburn with Darwen	2	-4	7	-4	0	0	0	0	8	+8	0	0
Bolton	3	-2	9	-1	2	0	1	+1	1	+1	4	+1
Bradford	4	-3	10	-8	3	0	4	+2	9	+9	0	0
Brentwood	19	0	3	+1	17	0	0	0	0	0	0	0
Bristol	7	-7	21	-3	8	0	34	+10	0	0	0	0
Broxbourne	9	0	1	0	0	0	0	0	0	0	0	0
Burnley	3	-1	6	-5	2	+3	1	-2	3	+5	0	0
Bury	2	-1	12	+1	0	0	0	0	0	0	3	0
Calderdale	3	-4	10	+1	2	0	1	+1	0	+1	1	+1
Cambridge	0	+1	9	-1	3	0	2	+1	0	-1	0	0
Cannock Chase	10	-10	21	+6	0	-1	0	0	0	0	0	0
Castle Point	0	-9	0	0	0	0	0	0	39	+7	0	0
Cheltenham	0	-6	0	0	36	+5	3	+2	0	0	1	-1
Cherwell	2	-9	4	+1	8	+7	1	+1	1	0	0	0
Chorley	0	-3	14	+2	0	0	0	0	0	0	0	0
Colchester	5	0	5	+1	6	0	1	0	0	-1	0	0
Coventry	3	-3	14	+3	0	0	0	0	0	0	0	0
Crawley	2	-5	10	+5	0	0	0	0	0	0	0	0
Dorset	30	-13	2	0	42	+13	4	0	4	0	0	0
Dudley	34	-10	34	+7	3	+3	0	0	1	0	0	+1
Eastleigh	1	0	0	0	10	0	0	0	1	0	0	0
Elmbridge	3	-3	0	0	7	+4	0	0	2	+1	4	-2
Epping Forest	29	-5	1	+1	7	+1	1	-1	3	+1	13	0
Exeter	1	-1	8	-2	1	+1	2	+1	1	+1	0	0
Fareham	24	-1	1	+1	6	+1	0	0	1	0	0	0
Gateshead	0	0	16	-1	6	+1	0	0	0	0	0	0
Gloucester	11	-15	7	+4	17	+7	0	0	4	+4	0	0
Gosport	5	+1	2	0	8	-1	0	0	0	0	0	0
Halton	0	-1	17	+1	1	0	0	0	0	0	0	0
Harlow	17	-5	16	+5	0	0	0	0	0	0	0	0
Hart	4	-2	0	0	4	+1	0	0	1	0	0	+1
Hartlepool	1	-5	9	+7	0	0	0	0	0	-2	0	0
Hastings	2	-3	5	-3	0	0	9	+1	0	0	0	0
Havant	13	-18	10	+6	7	+5	6	+5	0	0	2	+2
Hyndburn	1	-6	10	+7	0	0	1	-1	0	0	0	0
Ipswich	2	-5	13	+5	1	0	0	0	0	0	0	0
Kingston-upon-Hull	0	0	10	+1	9	-1	0	0	0	0	0	0
Kirklees	5	-3	7	-8	3	+2	2	+1	6	+8	0	0
Knowsley	0	0	12	0	1	0	1	0	1	0	0	0
Leeds	5	-4	19	0	2	0	3	+3	3	0	1	+1
Lincoln	1	-4	8	+3	2	+1	0	0	0	0	0	0
Maidstone	13	-11	6	0	12	-3	10	+7	8	+1	0	0
Manchester	0	0	28	-2	1	+1	1	0	0	0	1	+1
Milton Keynes	4	-7	9	+4	6	+3	0	0	0	0	0	0
Mole Valley	0	-1	0	0	11	+1	0	0	2	0	0	0
Newcastle-upon-Tyne	1	+1	15	-2	6	0	2	+2	2	0	0	-1
North East Lincolnshire	3	-8	6	+6	1	0	0	0	2	+2	0	0
North Hertfordshire	7	-8	25	+6	19	+4	0	0	0	0	0	0
North Tyneside	8	-1	51	0	0	0	0	0	1	+1	0	0

Overview of the 2024 results: seats won - continued

	Con		Lab		LD		Grn		Ind		Others	
Norwich	0	0	6	-4	1	0	6	+2	0	+2	0	0
Nuneaton & Bedworth	16	-11	20	+15	0	0	2	0	0	0	0	0
Oldham	2	-3	7	-5	2	-1	0	0	0	+9	0	0
Oxford	0	0	10	-12	5	0	4	+1	1	+7	4	+4
Pendle	5	-1	0	-11	4	+1	0	0	3	+11	0	0
Peterborough	3	-19	7	+4	2	+1	2	0	4	+4	7	+11
Plymouth	1	-15	15	+11	0	0	1	+1	2	+3	0	0
Portsmouth	1	-4	2	0	6	+1	0	0	4	+3	0	0
Preston	1	-4	9	-1	6	+5	0	0	0	0	0	0
Reading	0	-3	12	+1	1	+3	3	0	0	0	0	0
Redditch	5	-12	21	+9	0	0	1	+1	0	0	0	0
Reigate and Banstead	4	-6	1	+1	2	+1	5	+3	1	+1	2	0
Rochdale	3	0	14	-1	1	0	0	0	0	-1	2	+2
Rochford	3	-9	0	0	4	+3	0	-1	4	+8	2	-1
Rossendale	5	-4	20	-2	0	0	3	+2	0	0	0	2
Rotherham	13	-7	33	+1	3	0	0	0	10	+9	0	-3
Rugby	6	-4	5	+3	3	+1	0	0	0	0	0	0
Runnymede	2	-7	4	+4	2	+2	1	+1	1	0	2	0
Rushmoor	3	-8	9	+7	1	+1	0	0	0	0	0	0
St Albans	1	-1	1	+1	17	-1	1	+1	0	0	0	0
Salford	2	-1	17	+1	1	+1	0	0	0	0	0	0
Sandwell	1	-7	22	+5	0	0	0	0	1	+2	0	0
Sefton	1	-1	17	-1	3	0	1	+1	0	+1	0	0
Sheffield	0	-1	13	-3	8	-2	6	-1	1	+1	0	+6
Solihull	11	-1	1	+1	2	+2	3	-2	0	0	0	0
South Tyneside	0	-1	4	-10	0	0	4	+3	10	+3	0	0
Southampton	3	+1	12	-2	2	+1	0	0	0	0	0	0
Southend-on-Sea	7	-4	7	0	1	0	1	+1	1	+3	0	0
Stevenage	1	-8	32	+8	6	0	0	0	0	0	0	0
Stockport	0	0	7	-2	11	+1	1	0	1	+1	1	0
Stroud	7	-11	20	+16	2	-1	22	+7	0	-3	0	-8
Sunderland	3	-3	18	+7	4	-3	0	0	0	0	0	-1
Swindon	5	-8	14	+8	0	0	0	0	0	0	0	0
Tameside	3	+1	14	-3	0	0	0	0	2	+2	0	0
Tamworth	1	-11	9	+8	0	0	0	0	0	+3	0	0
Tandridge	7	-2	0	0	11	0	0	0	5	-9	20	+12
Three Rivers	4	0	1	0	7	-1	1	+1	0	0	0	0
Thurrock	1	-13	12	+7	0	0	0	0	4	+6	0	0
Trafford	2	-2	15	+2	2	0	2	0	0	0	0	0
Tunbridge Wells	7	-4	5	-3	22	+5	0	0	1	0	4	-3
Wakefield	0	-8	20	+8	1	0	0	0	0	0	0	0
Walsall	12	-2	5	-7	0	0	0	0	3	+9	0	0
Warrington	1	-10	42	+6	12	+4	0	0	0	0	0	0
Watford	0	0	1	-3	11	+3	0	0	0	0	0	0
Welwyn-Hatfield	4	-10	8	+8	4	+2	0	0	0	0	0	0
West Lancashire	4	-1	8	0	0	0	0	0	0	0	3	+1
West Oxfordshire	4	-5	4	+1	7	+3	2	+1	0	0	0	0
Wigan	0	-1	21	0	0	0	0	0	4	+1	0	0
Winchester	2	-5	0	0	11	+4	1	+1	0	0	0	0
Woking	0	-4	0	-1	9	+4	0	0	1	+1	0	0
Wokingham	19	-3	8	+3	27	+1	0	0	0	-1	0	0
Wolverhampton	4	-1	16	+1	0	0	0	0	0	0	0	0
Worcester	1	-7	17	+4	5	+1	12	+2	0	0	0	0
Worthing	2	-3	9	+3	0	-1	1	+1	0	0	0	0

Overview of the 2024 results: vote shares

	Con		Lab		LD		Grn		Ind		Others	
Adur	34.7	-7.4	44.2	14.9	3.9	-3.2	8.5	8.1	7.8	-7.4	0.8	-5.1
Barnsley	11.8	-13.6	49.3	8.4	16.6	5.7	4.9	4.9	5.4	-1.0	12.0	-4.4
Basildon	31.9	-16.6	25.7	1.9	13.9	4.6	8.3	7.9	15.6	15.6	4.5	-13.4
Basingstoke & Deane	29.7	-9.2	22.5	2.7	18.2	-0.9	4.6	4.6	20.2	18.4	4.8	-15.5
Blackburn with Darwen	22.5	-16.4	40.4	-15.0	0.0	-5.0	2.4	2.4	34.7	34.7	0.0	-0.8
Bolton	20.4	-17.6	34.4	-1.0	7.9	-1.7	9.6	8.8	5.8	1.6	21.9	9.9
Bradford	19.9	-10.6	32.8	-7.6	7.4	-0.3	15.4	15.3	21.1	9.1	3.4	-5.8
Brentwood	36.9	-12.3	16.5	5.1	37.8	6.1	6.6	6.6	0.0	-3.9	2.2	-1.7
Bristol	13.5	-7.0	32.3	0.6	11.0	-3.6	41.0	41.0	0.2	-32.0	2.0	1.0
Broxbourne	50.5	-13.4	30.5	4.5	6.2	-1.4	9.8	9.8	0.7	-0.5	2.4	0.9
Burnley	26.3	-5.7	32.4	-1.6	9.2	-1.2	10.1	10.1	21.9	5.4	0.0	-7.0
Bury	26.2	-13.7	45.8	4.5	3.9	-5.0	2.7	2.7	8.7	5.4	12.8	6.1
Calderdale	26.4	-9.4	41.6	-0.8	10.8	0.9	16.1	16.1	1.6	-6.2	3.5	-0.7
Cambridge	13.7	2.0	40.9	2.3	21.9	-3.3	20.7	20.6	2.5	-17.2	0.3	-4.4
Cannock Chase	29.8	-22.8	40.1	10.9	0.0	-1.6	15.5	15.5	5.1	0.9	9.5	-2.9
Castle Point	18.9	-21.8	12.4	0.0	0.0	-1.9	1.7	1.7	1.9	1.4	65.1	20.7
Cheltenham	24.9	-12.6	8.2	2.7	48.1	5.6	14.8	14.8	1.1	-9.8	2.9	-0.6
Cherwell	31.4	-16.3	25.7	2.9	28.8	13.6	10.3	10.3	3.8	-5.9	0.0	-4.7
Chorley	26.8	-8.2	60.5	14.9	1.6	-2.8	10.0	10.0	0.0	-11.2	1.2	-2.7
Colchester	30.4	-12.1	31.1	8.2	23.8	2.5	10.2	10.2	2.8	-8.3	1.8	-0.6
Coventry	26.9	-6.7	49.9	6.0	4.2	-0.3	7.6	7.6	2.7	-6.1	8.7	-0.5
Crawley	36.9	-11.9	44.9	5.3	0.0	-4.7	11.0	11.0	2.3	-4.4	5.0	4.7
Dorset	34.9	-1.7	11.1	0.1	37.6	8.2	7.9	-0.5	7.7	-1.0	0.8	-5.2
Dudley	38.0	-18.1	37.7	4.0	8.4	3.9	6.6	6.3	6.7	3.9	2.6	0.0
Eastleigh	24.9	-11.2	11.6	0.4	47.7	3.1	7.7	7.7	6.7	5.0	1.4	-4.9
Elmbridge	30.9	-8.2	6.6	-1.3	38.6	12.0	1.8	1.5	5.9	3.9	16.1	-8.0
Epping Forest	32.3	-14.5	19.0	6.3	13.3	1.2	3.5	3.5	13.9	6.8	18.1	-3.3
Exeter	17.7	-12.3	38.8	-4.6	9.7	1.0	20.8	20.8	12.9	-3.5	0.0	-1.4
Fareham	42.2	-11.6	17.8	5.2	27.4	4.3	5.6	5.6	5.6	3.8	1.5	-7.3
Gateshead	11.8	-10.2	50.6	5.2	26.2	4.5	8.7	8.7	0.8	-8.4	1.9	0.2
Gloucester	27.8	-16.6	22.9	5.5	32.3	3.4	5.3	5.3	10.1	6.2	1.7	-3.8
Gosport	40.2	-8.8	15.4	2.5	39.1	3.5	3.0	3.0	0.6	-1.3	1.7	1.1
Halton	11.8	-14.0	68.1	19.3	10.4	-4.5	6.6	6.6	1.7	-5.2	1.4	-2.3
Harlow	39.4	-20.2	39.8	3.3	1.8	-0.8	11.3	11.3	0.7	0.7	7.0	5.8
Hart	36.1	-14.9	9.7	3.0	28.4	3.4	3.2	3.2	0.0	-3.0	22.7	8.3
Hartlepool	24.6	-10.0	46.5	23.1	0.0	-0.4	0.8	0.8	13.5	13.5	14.5	-27.0
Hastings	19.1	-20.3	32.4	-4.6	2.0	-3.5	37.7	37.7	7.4	-10.7	1.4	1.4
Havant	27.9	-31.3	21.0	2.6	20.3	5.7	22.4	22.4	1.3	-6.2	7.1	6.7
Hyndburn	33.9	-12.5	50.6	2.5	0.0	-0.4	13.4	13.4	0.8	0.8	1.2	-3.8
Ipswich	29.4	-14.4	44.8	5.5	11.0	2.8	11.3	11.3	0.3	-8.2	3.3	3.1
Kingston-upon-Hull	5.9	-12.7	44.1	8.2	44.0	5.9	2.5	2.5	0.8	-3.6	2.7	-0.3
Kirklees	24.3	-13.7	31.2	-4.7	12.4	2.1	13.9	13.9	17.2	6.7	1.0	-4.4
Knowsley	1.3	-3.6	63.1	7.9	3.8	-2.7	20.9	20.9	9.7	-13.8	1.3	-8.7
Leeds	20.5	-10.9	43.3	2.4	9.4	0.9	16.4	16.3	2.6	-8.6	7.7	-0.2
Lincoln	21.2	-20.5	45.2	4.5	18.3	9.5	4.9	4.9	0.8	-7.1	9.6	8.7
Maidstone	25.5	-21.8	15.5	1.4	17.9	-1.6	20.5	20.5	14.6	1.2	6.0	0.3
Manchester	6.2	-4.6	54.4	-10.6	10.7	-0.2	17.8	17.8	5.1	-6.4	5.8	4.0
Milton Keynes	32.6	-10.0	38.5	6.2	19.1	2.3	8.0	7.7	0.9	-5.6	0.8	-0.7
Mole Valley	25.1	-13.0	6.5	0.6	47.8	11.0	10.2	10.2	9.5	3.4	0.7	-12.2
Newcastle-upon-Tyne	10.6	-6.8	41.1	1.1	23.5	2.7	14.8	14.8	9.6	0.1	0.5	-11.8
North East Lincolnshire	36.2	-19.5	40.7	12.4	10.9	2.5	0.0	-1.1	9.3	9.3	2.9	-3.7
North Hertfordshire	27.2	-13.4	31.5	4.0	29.8	9.7	8.4	8.4	0.5	-10.4	2.6	1.6
North Tyneside	19.0	-15.1	45.6	-3.0	3.1	-3.8	18.5	17.6	7.7	-0.1	6.1	4.4

Overview of the 2024 results: vote shares - continued

	Con		Lab		LD		Grn		Ind		Others	
Norwich	10.3	-12.2	40.2	-1.5	11.0	1.6	32.0	32.0	4.4	-21.0	2.1	1.2
Nuneaton & Bedworth	42.0	-16.2	42.2	15.9	0.2	0.2	10.3	10.3	2.2	-11.2	3.2	1.1
Oldham	13.1	-10.7	29.1	-10.3	14.3	3.3	1.6	1.3	40.2	37.3	1.7	-21.0
Oxford	7.1	-7.8	38.0	-3.0	15.5	-2.2	17.3	17.3	5.3	-14.4	16.8	10.1
Pendle	33.5	-11.9	15.4	-19.1	14.6	-3.7	2.2	2.2	34.3	34.3	0.0	-1.7
Peterborough	29.9	-14.7	27.1	-2.8	9.8	-1.2	13.8	13.3	5.2	-3.5	14.3	8.9
Plymouth	24.4	-26.2	44.6	10.6	5.6	2.4	9.4	9.4	5.7	-1.8	10.4	5.5
Portsmouth	16.4	-19.5	28.1	-1.0	25.6	-0.2	5.0	5.0	0.6	-4.3	24.2	20.0
Preston	22.0	-12.6	42.2	-0.3	30.8	16.7	0.0	0.0	1.7	-3.8	3.2	-0.1
Reading	20.5	-9.9	46.4	5.0	10.5	0.4	21.2	21.2	0.1	-16.8	1.4	0.1
Redditch	33.4	-22.9	42.0	10.8	8.5	2.8	14.4	14.4	1.7	-4.1	0.0	-1.0
Reigate and Banstead	31.3	-14.7	17.0	-0.5	14.7	3.9	25.0	24.8	3.0	-14.6	9.0	1.1
Rochdale	18.5	-13.0	42.1	-7.3	11.8	-0.6	3.0	2.9	9.7	5.0	14.9	12.9
Rochford	30.7	-10.8	16.0	4.8	18.1	5.7	4.1	4.1	19.1	18.6	12.0	-22.3
Rossendale	30.5	-15.3	42.6	-3.1	0.0	0.0	22.2	22.2	4.8	2.6	0.0	-6.4
Rotherham	23.9	-6.2	36.1	1.7	11.1	0.8	8.2	8.2	15.7	10.2	4.9	-14.6
Rugby	32.0	-15.9	36.5	9.7	20.9	4.7	6.4	6.4	0.0	-8.8	4.1	4.0
Runnymede	32.0	-12.9	23.6	6.7	21.7	7.8	7.1	7.1	6.4	2.3	9.2	-10.9
Rushmoor	36.5	-17.0	47.7	15.5	10.9	-2.7	0.0	-0.3	0.1	0.1	4.8	4.3
St Albans	22.8	-10.1	11.0	-0.1	49.3	7.3	14.3	14.3	0.7	-11.7	1.9	0.4
Salford	21.2	-2.7	58.2	10.5	5.6	-3.7	12.2	12.2	1.3	-11.1	1.5	-5.3
Sandwell	21.6	-13.9	56.5	3.1	3.7	1.0	5.0	5.0	4.8	3.0	8.4	1.6
Sefton	14.8	-11.3	54.2	9.1	16.8	2.1	6.4	6.4	2.9	-4.6	4.9	-1.6
Sheffield	9.4	-9.0	39.2	2.6	22.0	0.8	22.0	21.8	4.2	-16.2	3.1	0.0
Solihull	50.5	-3.9	18.7	5.7	13.8	5.9	16.5	16.5	0.5	-23.5	0.1	-0.7
South Tyneside	2.0	-19.6	37.8	-5.6	1.9	1.9	25.7	25.7	30.8	16.8	1.8	-19.2
Southampton	30.0	-12.9	40.3	2.5	12.8	4.3	9.3	9.3	0.0	-9.1	7.7	5.8
Southend-on-Sea	30.9	-10.6	31.6	6.6	10.8	-0.6	13.5	13.5	8.9	0.8	4.3	-9.8
Stevenage	22.8	-16.7	37.4	-0.2	18.9	3.0	14.1	13.9	0.0	-3.6	6.8	3.5
Stockport	16.8	-9.0	31.7	-0.2	34.2	3.6	10.9	10.9	2.6	-5.5	3.9	0.3
Stroud	21.4	-12.7	28.8	2.3	9.5	1.8	37.3	37.1	2.4	-27.7	0.5	-0.7
Sunderland	18.2	-15.8	45.6	6.5	15.1	-0.4	5.0	-0.2	1.5	-3.6	14.5	13.7
Swindon	34.0	-14.3	50.0	16.0	8.7	1.9	4.7	4.7	1.4	-4.5	1.3	-3.7
Tameside	20.3	-15.4	52.8	2.0	1.5	0.5	17.6	17.6	7.3	-3.5	0.6	-1.2
Tamworth	34.6	-22.3	49.4	20.7	1.1	1.1	1.7	-2.7	3.6	1.7	9.5	1.5
Tandridge	22.1	-13.7	11.3	2.8	18.8	-3.6	4.0	4.0	11.3	11.3	32.5	-0.7
Three Rivers	32.3	-12.2	13.3	2.1	42.3	8.3	12.1	12.1	0.0	-8.8	0.0	-1.5
Thurrock	29.3	-23.9	52.2	19.0	0.0	0.0	2.8	2.8	15.7	14.6	0.0	-12.5
Trafford	25.2	-8.9	41.9	-2.5	11.4	3.1	17.8	17.7	1.2	-11.5	2.4	2.2
Tunbridge Wells	23.3	-13.6	15.4	-1.3	27.3	0.7	10.3	10.0	8.9	2.6	14.8	1.7
Wakefield	18.5	-20.0	54.1	9.8	3.2	0.1	10.9	10.6	6.1	-0.3	7.2	-0.2
Walsall	37.0	-15.6	34.5	-2.9	3.2	-1.5	3.3	3.3	13.0	10.2	9.0	6.5
Warrington	25.1	-8.7	41.3	4.8	17.1	-0.7	3.4	3.4	9.3	4.5	3.8	-3.4
Watford	15.5	-10.8	29.1	-0.5	48.2	5.1	1.0	1.0	0.3	0.3	5.9	4.8
Welwyn-Hatfield	33.9	-15.1	31.8	7.6	21.4	0.8	9.5	9.5	0.0	-5.6	3.3	2.9
West Lancashire	24.4	-8.4	47.0	4.8	2.5	-0.6	7.0	7.0	0.0	-0.7	19.1	-2.1
West Oxfordshire	33.8	-6.4	23.2	-2.7	30.4	8.1	10.9	10.9	0.4	-10.4	1.3	0.6
Wigan	15.1	-14.5	51.7	1.6	2.7	-1.6	2.6	2.3	24.4	24.4	3.4	-12.3
Winchester	31.3	-14.0	5.1	0.0	47.7	9.1	14.4	14.4	1.5	-8.0	0.0	-1.4
Woking	25.5	-14.9	13.1	5.6	52.6	16.5	1.8	1.4	4.9	-1.4	2.2	-7.2
Wokingham	36.2	-10.0	17.8	1.9	39.2	3.8	6.0	6.0	0.6	-1.3	0.3	-0.4
Wolverhampton	32.7	-9.1	56.1	7.5	3.6	0.8	6.1	6.1	1.2	-4.8	0.3	-0.4
Worcester	19.3	-20.0	27.9	0.4	14.7	5.6	33.3	33.3	2.7	-19.9	2.0	0.5
Worthing	31.8	-13.0	45.1	10.5	9.5	-1.3	13.6	13.6	0.0	-9.6	0.0	-0.1

Overview of the 2024 results: candidates

	Seats	Con	Lab	LD	Grn	Ind	Res	Others
Adur	15	14	15	7	15	3		1
Barnsley	21	21	21	21	9	4		19
Basildon	42	38	26	20	12	15		7
Basingstoke & Deane	18	18	18	18	8	17		5
Blackburn with Darwen	17	17	17		4	14		0
Bolton	20	20	20	19	19	5	8	23
Bradford	30	30	30	24	30	17		21
Brentwood	39	39	39	39	9			2
Bristol	70	70	70	70	70	2	2	19
Broxbourne	10	10	10	9	10	1		8
Burnley	15	15	15	6	10	9		0
Bury	17	17	17	4	4	11	3	7
Calderdale	17	17	17	16	17	3		2
Cambridge	14	14	14	14	14	3		2
Cannock Chase	36	36	36		32	5		7
Castle Point	39	22	25		2	1	52	0
Cheltenham	40	40	17	40	40	4	1	4
Cherwell	16	16	16	16	15	5		0
Chorley	14	14	14	4	14			4
Colchester	17	17	17	17	17	3		2
Coventry	18	18	18	16	15	4	16	18
Crawley	12	12	12		10	2		15
Dorset	82	82	50	76	25	23		8
Dudley	72	72	72	29	21	16		7
Eastleigh	12	12	11	12	11	2		2
Elmbridge	16	16	16	15	5	2	5	4
Epping Forest	54	48	22	15	4	13	14	6
Exeter	13	13	13	13	13	9		0
Fareham	32	31	22	25	11	6		4
Gateshead	22	22	22	22	18	2		8
Gloucester	39	39	32	36	11	20		9
Gosport	14	14	14	14	6	1		2
Halton	18	15	18	9	11	3		2
Harlow	33	33	33	3	24	1	4	3
Hart	11	12	9	8	4		4	3
Hartlepool	12	12	12		2	9		13
Hastings	16	16	16	8	16	9		3
Havant	36	36	15	19	19	2		6
Hyndburn	12	12	12		6	2		2
Ipswich	16	16	16	16	16	1		5
Kingston-upon-Hull	19	19	19	19	7	2		9
Kirklees	23	23	23	23	23	13		4
Knowsley	15	4	15	1	11	3		2
Leeds	33	33	33	33	33	8		45
Lincoln	11	11	11	11	9	1		14
Maidstone	49	49	28	29	35	12		10
Manchester	32	32	32	32	32	9		11
Milton Keynes	19	19	19	19	19	3		2
Mole Valley	13	13	13	13	13	2		1
Newcastle-upon-Tyne	26	26	26	26	26	7		4
North East Lincolnshire	12	12	12	12		3		9
North Hertfordshire	51	51	51	51	20	1		15
North Tyneside	60	26	60	5	34	11		12

	Seats	Con	Lab	LD	Grn	Ind	Res	Others
Norwich	13	13	13	13	12	3		5
Nuneaton & Bedworth	38	38	38	1	10	2	2	7
Oldham	20	19	19	20	7	31		6
Oxford	24	21	24	24	24	5	11	10
Pendle	12	12	9	7	5	9		0
Peterborough	22	22	22	18	21	6	7	5
Plymouth	19	19	19	18	19	7		37
Portsmouth	14	14	13	14	13	12		6
Preston	16	16	16	16		2		3
Reading	16	16	16	16	16	2		8
Redditch	27	27	27	15	11	1		0
Reigate and Banstead	15	15	15	15	15	1	2	2
Rochdale	20	20	20	20	10	7		15
Rochford	13	13	12	7	5	6	4	1
Rossendale	30	25	26		30	1	2	0
Rotherham	59	58	59	29	14	21		14
Rugby	14	14	14	13	14			6
Runnymede	13	13	10	11	8	5		4
Rushmoor	13	13	13	9		1		9
St Albans	20	20	20	14	20	2		4
Salford	24	24	24	14	17	5		26
Sandwell	22	22	22	20	15	8	4	5
Sefton	28	28	28	28	28	10		33
Sheffield	17	17	17	17	17	2		1
Solihull	18	4	18		18	14		2
South Tyneside	17	17	17	17	17			25
Southampton	17	17	17	17	17	8		24
Southend-on-Sea	18	18	18	18	18	2		6
Stevenage	39	21	39	20	14			16
Stockport	21	21	21	21	21	1	2	6
Stroud	51	51	51	20	51	5		4
Sunderland	25	25	25	25	21	2		25
Swindon	19	19	19	19	10	1		6
Tameside	19	14	19	3	15	4		1
Tamworth	10	10	10	2	3	2		7
Tandridge	43	38	34	23	7	8	24	2
Three Rivers	13	13	13	13	13			0
Thurrock	17	17	17		4	7		0
Trafford	21	21	21	21	22	5		8
Tunbridge Wells	39	39	25	39	18	19	10	5
Wakefield	21	21	21	6	21	6		14
Walsall	20	20	20	11	10	8		16
Warrington	58	47	51	19	5	10		5
Watford	12	12	12	12	2	1		11
Welwyn-Hatfield	16	16	16	16	16			7
West Lancashire	15	15	15	5	13		7	3
West Oxfordshire	17	17	17	16	16	1		2
Wigan	25	25	25	15	8	23		6
Winchester	14	14	14	14	14	2		0
Woking	10	10	10	10	3	1		7
Wokingham	54	54	54	54	8	1		2
Wolverhampton	20	20	20	12	11	3		1
Worcester	35	35	35	23	35	7		8
Worthing	13	13	13	13	13			0

Map of councils controlled 2024

Faded colours indicate party control of councils not up for election this year. Grey denotes no overall control

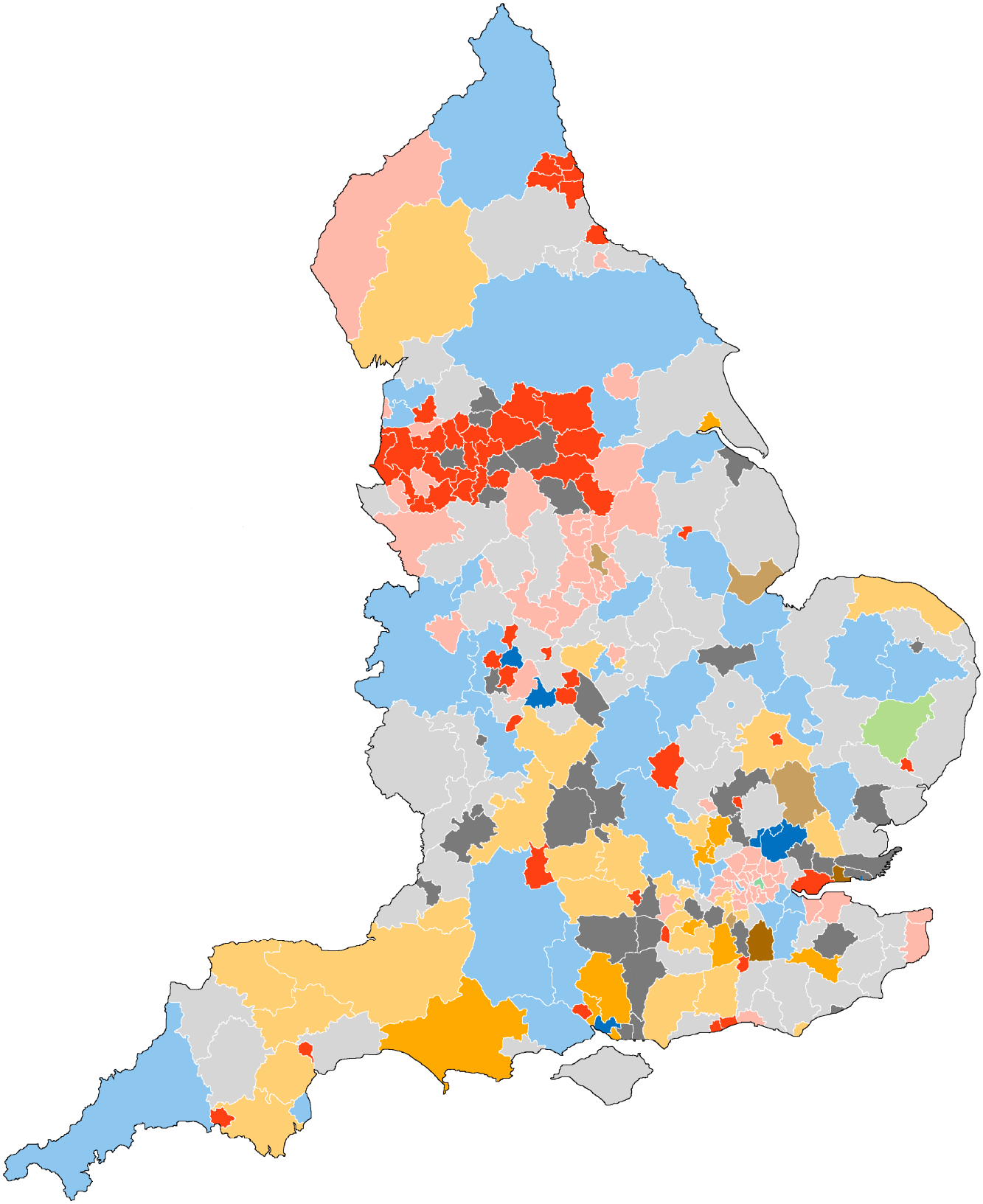

Adur

1 ▼8	8	11 ▲8	17	0 ◆	0	1 ◆	2	1 ◆	2

Labour gain from Conservatives - majority 5 seats



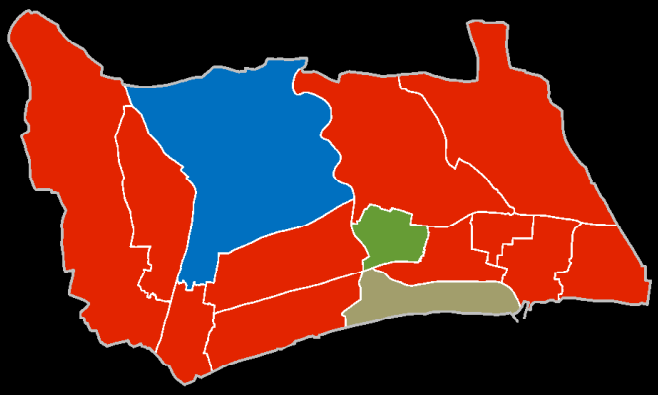

Electoral history of Adur

	seats	%votes	seats	%votes	seats	%votes	seats	%votes	Total	Majority	
2024	8	34.7	17	44.2	0	3.9	4	16.3	29	5	●
2022	16	38.7	9	39.4	0	3.6	4	18.3	29	3	●
2021	19	42.1	7	29.3	0	7.1	3	21.5	29	9	●
2018	17	44.0	8	34.4	0	6.9	3	14.7	29	7	●
2016	18	35.8	3	24.5	0	7.2	7	32.6	29	11	●
2014	20	36.2	1	15.8	0	9.9	7	38.0	29	20	●
2012	25	40.0	1	24.2	2	10.8	2	24.9	29	20	●
2010	25	40.2	0	11.4	2	24.6	2	23.8	29	23	●
2008	26	51.9	0	14.2	1	19.2	2	14.7	29	23	●
2006	26	49.3	2	11.0	1	26.9	2	12.8	29	19	●
2004	23	43.1	2	23.8	2	16.7	2	16.4	29	17	●
2003	27	46.0	8	30.7	8	12.3	4	11.0	15	7	●
2002	23	49.1	11	40.3	11	0.0	4	10.6	13		
2000	15	42.6	13	29.6	12	23.0	2	4.8	13		
1999	8	33.8	15	37.9	13	27.7	2	0.5	13		
1998	5	32.0	10	33.2	28	30.4	2	4.3	13	11	●
1996	5	26.3	6	29.6	29	39.9	2	4.1	13	16	●
1995	5	24.0	3	28.6	29	46.8	2	0.7	13	19	●
1994	11	27.9	1	17.5	25	50.5	2	4.1	13	11	●
1992	14	46.5	1	9.2	22	40.2	2	4.1	13	5	●
1991	14	40.9	1	15.1	22	43.0	2	0.9	13	5	●
1990	14	34.5	1	23.1	22	38.1	2	4.3	15	5	●
1988	15	47.3	0	9.5	22	39.1	2	4.1	13	5	●
1987	15	46.6	0	9.3	22	44.1	2	0.0	13	5	●
1986	15	35.2	0	14.2	22	42.8	2	7.8	13	5	●
1984	19	44.4	0	12.7	18	38.9	2	4.0	13		
1983	17	47.6	1	12.2	19	39.8	2	0.4	14	3	●
1982	15	44.7	1	12.2	21	43.2	2	0.0	15	1	●
1980	16	37.3	1	14.0	20	44.7	2	4.0	14	1	●
1979	20	45.1	0	15.6	17	35.3	2	4.0	39		
1976	16	44.8	2	15.5	17	36.2	2	3.5	37		
1973	13	43.0	5	20.4	16	29.9	3	6.7	37		

Ward history of Adur

	Buckingham	Churchill	Cokeham	Eastbrook	Hillside	Manor	Marine	Mash Barn	Peverel	St Mary's	St Nicolas	Southlands	Southwick Green	Widewater
1973	2	3	5	1	1	4	2	4		2	2	2	2	
		1			1							3		
1976	2	4	5	1	1	4	2	4		1	2	2	2	
					1					1		3		
1979														
1980														
1982														
1983														
1984														
1986														
1987														
1988														
1990														
1991														
1992														
1994														
1995														
1996														
1998														
1999														
2000														
2002														
2003														
2004														
2006														
2008														
2010														
2012														
2014														
2016														
2018														
2021														
2022														
2024														

Buckingham
Worthing East and Shoreham

Nigel Jenner	**Lab**	**681**	**50.9**	**+22.9**
*Kevin Boram	Con	424	31.7	- 18.0
Ian Jones	LD	164	12.2	+ 1.4
Leslie C. Groves Williams	Grn	70	5.2	- 6.3

Churchill
Worthing East and Shoreham

Nigel R. Sweet	**Lab**	**411**	**45.1**	**+20.7**
*Mandy Buxton-Andrews	Con	394	43.2	- 6.5
Peter L. Riley	Grn	107	11.7	- 1.3

Cokeham
Worthing East and Shoreham

Carolyn T. Fuhrmann	**Lab**	**407**	**38.9**	**+11.9**
Daniel Guy	Con	359	34.3	- 26.6
David J. Bamber	BrF	131	12.5	
Helen Mears	Grn	79	7.6	- 4.5
Cheikh A.T. Gueye	LD	70	6.7	

Eastbrook
Worthing East and Shoreham

Andrew R. Hervey	**Lab**	**596**	**58.5**	**+20.1**
Jill Lennon	Con	338	33.2	- 14.0
Kristy R.R. Lascelles	Grn	84	8.3	- 6.2

Hillside
Worthing East and Shoreham

Nigel C. Corston	**Lab**	**623**	**54.3**	**+29.8**
Rick Matthews	Con	451	39.3	- 11.6
Russell L. Whiting	Grn	74	6.4	- 18.1

Manor
Worthing East and Shoreham

***Carson Albury**	**Con**	**572**	**52.3**	**- 6.3**
Cheryl A. Giles	Lab	370	33.8	+14.2
Maggie Rumble	Grn	98	9.0	- 2.7
David Thompson	LD	54	4.9	- 5.3

Marine
Worthing East and Shoreham

***Joss Loader**	**Ind**	**933**	**67.7**	**- 0.9**
Kate Davis	Lab	283	20.5	+ 3.0
Melodie L. Tyrer	Grn	120	8.7	- 5.2
Bill Harpley	LD	42	3.0	

Mash Barn
Worthing East and Shoreham

***Sharon L. Sluman**	**Lab**	**655**	**63.3**	**+21.2**
Mike Mendoza	Con	296	28.6	- 11.3
Kevin Elliott	Grn	84	8.1	+ 2.1

Peverel
Worthing East and Shoreham

Saffa J. Jan	**Lab**	**514**	**49.1**	**+28.9**
Tom Smith	Con	462	44.1	- 18.0
Eileen M. Riley	Grn	71	6.8	- 3.9

St Mary's
Worthing East and Shoreham

Becky Allinson	**Lab**	**945**	**64.3**	**+16.7**
***Jeremy M.A. Gardner**	**Lab**	**858**	**58.3**	
Vanessa J. Evans	Con	314	21.4	- 11.5
Angie Buhl-Nielsen	Grn	255	17.3	+ 4.4

St Nicolas
Worthing East and Shoreham

Gerry Thompson	**Grn**	**652**	**40.1**	**- 6.7**
Bob Towner	Con	447	27.5	- 8.0
Tim Higgins	Lab	401	24.7	+ 7.1
Stuart N. Bower	Ind	77	4.7	
James Burrage	LD	47	2.9	

Southlands
Worthing East and Shoreham

***Deborah Stainforth**	**Lab**	**540**	**56.7**	**+17.8**
Matt Fry	Con	288	30.2	- 3.1
Keith Humphrey	LD	71	7.4	- 8.9
Troy Wade	Grn	54	5.7	- 5.8

Southwick Green
Worthing East and Shoreham

***Robina C.J.C. Baine**	**Lab**	**780**	**64.1**	**+19.6**
Vicky Parkin	Con	278	22.9	- 17.5
Samuel Welton	LD	86	7.1	- 8.0
Jane F. Mott	Grn	72	5.9	

Widewater
Worthing East and Shoreham

Adrienne Lowe	**Lab**	**712**	**41.4**	**+15.4**
Pauline Higgins	**Lab**	**604**	**35.1**	**+14.2**
*Joe Pannell	Con	463	26.9	- 22.9
Kirstie V. Pannell	Con	415	24.1	- 16.9
Patrick G. Ginnelly	Grn	346	20.1	+ 5.9
Victoria L. Benson	Grn	336	19.5	
*Ann Bridges	Ind	281	16.3	

Summary of results: Adur

	Year	Elec	%Poll	Con	Lab	LD	Grn	Ind	Oths
Buckingham	2024	3,080	44.0	31.7	50.9	12.2	5.2		
	2022	3,082	40.8	41.6	35.4	23.0			
	2021	3,107	42.1	49.7	28.0	10.8	11.5		
Churchill	2024	3,405	27.2	43.2	45.1		11.7		
	2022	3,412	34.2	51.9	36.5		11.3		
	2021	3,467	34.0	49.7	24.4	12.9	13.0		
Cokeham	2024	3,464	30.5	34.3	38.9	6.7	7.6		12.5
	2022	3,467	31.3	52.9	34.4		12.7		
	2021	3,487	32.8	60.9	27.0		12.1		
Eastbrook	2024	3,292	31.2	33.2	58.5		8.3		
	2022	3,384	35.6	37.1	62.9				
	2021	3,453	36.1	47.2	38.4		14.5		
Hillside	2024	3,381	34.2	39.3	54.3		6.4		
	2022	3,403	32.7	50.5	49.5				
	2021	3,413	33.5	50.9	24.5		24.5		
Manor	2024	3,219	34.4	52.3	33.8	4.9	9.0		
	2022	3,265	35.9	54.0	32.8		13.1		
	2021	3,294	37.4	58.6	19.6	10.2	11.7		
Marine	2024	3,644	39.2		20.5	3.0	8.7	67.7	
	2022	3,538	40.8		23.8		24.3	51.9	
	2021	3,574	46.2		17.5		13.9	68.6	
Mash Barn	2024	3,554	29.5	28.6	63.3		8.1		
	2022	3,345	32.7	29.4	59.6	6.3	4.7		
	2021	3,333	33.6	39.9	42.1	12.0	6.0		
Peverel	2024	3,318	31.8	44.1	49.1		6.8		
	2022	3,407	30.0	51.7	39.3		9.0		
	2021	3,392	31.8	62.1	20.2	7.0	10.7		
St Mary's	2024	3,840	36.0	21.4	61.3		17.3		
	2022	3,884	37.8	26.7	58.9		14.4		
	2021	3,921	40.6	32.9	47.6	6.6	12.9		
St Nicolas	2024	3,219	50.8	27.5	24.7	2.9	40.1	4.7	
	2022	3,228	55.5	38.6			61.4		
	2021	3,152	55.8	35.5	17.6		46.8		
Southlands	2024	3,108	31.2	30.2	56.7	7.4	5.7		
	2022	3,133	36.8	34.8	45.5	13.3	6.4		
	2021	3,131	36.9	33.3	38.9	16.3	11.5		
Southwick Green	2024	3,421	35.8	22.9	64.1	7.1	5.9		
	2022	3,435	41.0	37.6	47.6	9.1	0.6		
	2021	3,494	42.6	40.4	44.5	15.1			
Widewater	2024	4,730	36.0	25.5	38.2		19.8	16.3	
	2022	4,734	32.4	46.9	43.3		9.8		
	2021	4,731	34.5	45.4	23.5	12.3	14.2	4.7	

Barnsley

0	1	17	48	4	11	0	0	0	2	0	1
▼ 1		◆		▲ 1		◆		◆		◆	

Labour retain control - majority: 33 seeats

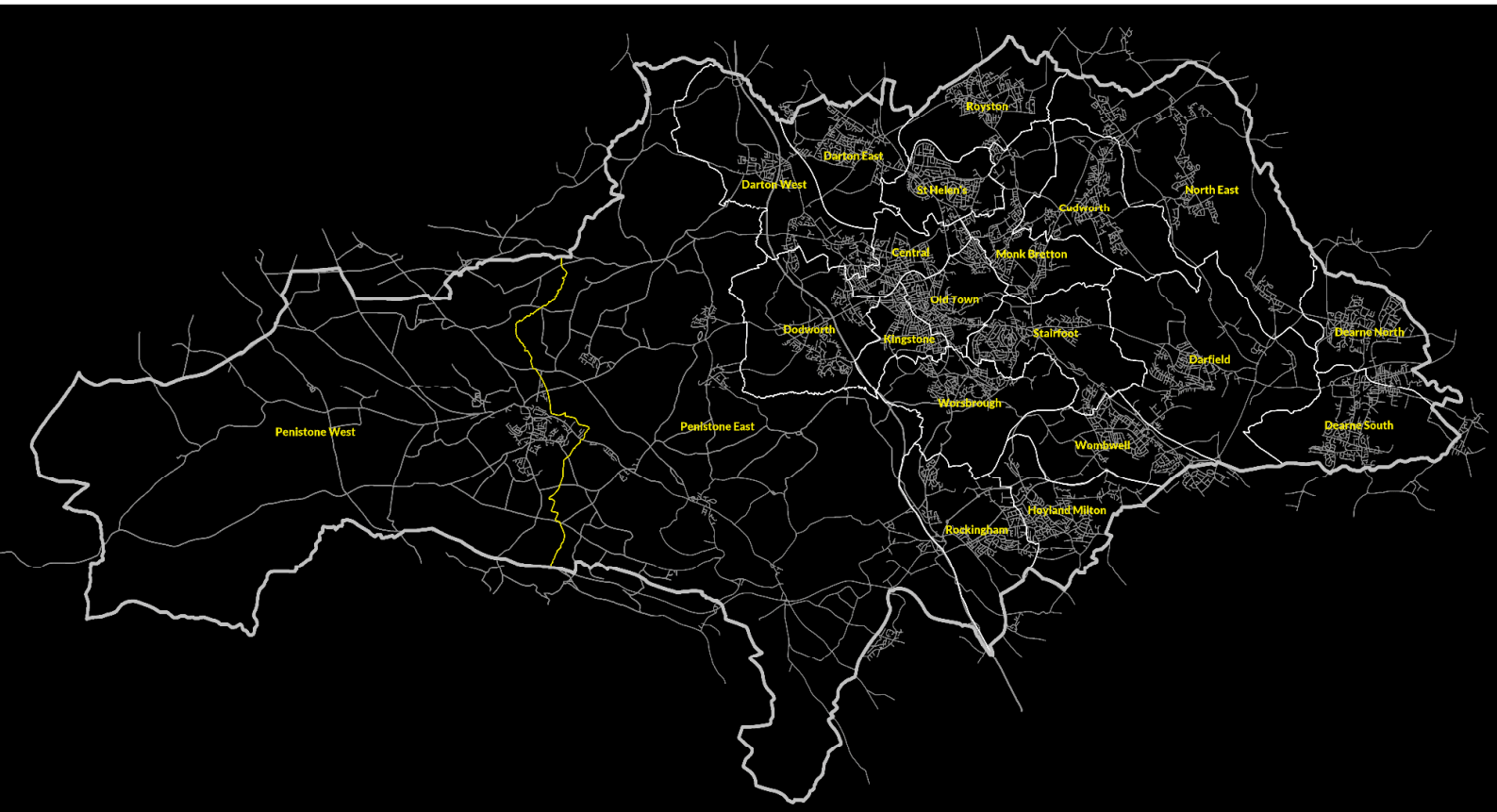

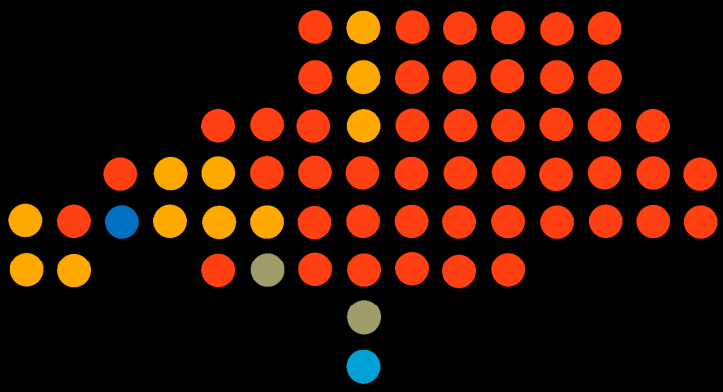

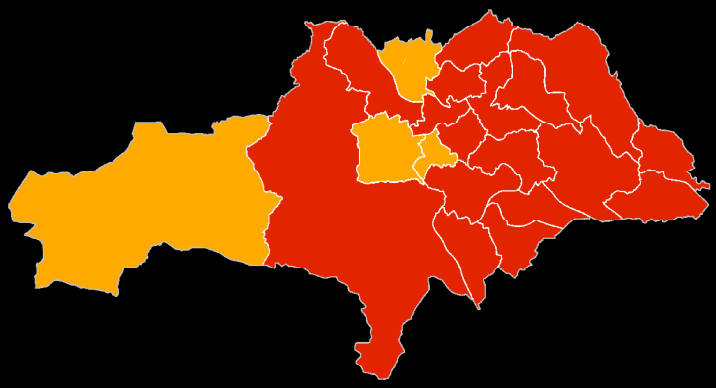

Electoral history of Barnsley

	seats	%votes	seats	%votes	seats	%votes	seats	%votes	Total	Majority
2024	1	11.8	48	49.3	11	16.6	3	22.3	21	33
2023	2	14.2	48	46.1	10	17.5	3	22.2	21	33
2022	4	19.4	46	46.2	9	16.3	3	18.0	21	30
2021	3	25.4	49	40.9	7	10.9	4	22.9	21	35
2019	3	12.8	49	34.9	4	16.9	7	35.4	21	35
2018	4	19.5	54	58.0	1	9.7	2	12.7	21	47
2016	4	15.2	55	56.2	0	0.0	4	28.7	21	47
2015	4	17.8	5 5	53.0	0	0.3	4	28.8	21	47
2014	4	14.7	53	51.2	0	0.4	6	33.6	21	43
2012	5	11.1	52	56.4	0	0.5	6	32.1	21	41
2011	6	15.3	43	53.3	0	0.4	14	31.1	21	23
2010	6	17.1	36	44.2	1	6.1	20	32.6	21	9
2008	6	15.4	32	31.7	1	6.7	24	46.3	21	1
2007	5	14.1	33	39.2	2	5.6	23	41.1	21	3
2006	7	13.2	34	38.3	2	8.0	20	40.4	21	5
2004	5	14.2	33	36.1	3	13.1	22	36.6	63	3
2003	5	15.2	47	50.1	4	10.8	10	23.9	22	28
2002	4	8.2	49	50.8	3	17.5	10	23.6	22	32
2000	3	14.1	52	45.6	3	18.1	8	22.2	22	38
1999	3	10.7	59	54.4	2	22.7	2	12.2	22	52
1998	1	10.8	63	70.8	0	7.7	2	10.7	22	60
1996	1	12.2	63	68.6	0	0.0	2	19.2	22	60
1995	1	6.8	64	70.9	0	0.0	1	22.4	22	62
1994	2	6.3	62	65.7	0	3.0	2	25.0	22	58
1992	2	16.6	63	67.8	0	9.3	1	6.0	22	60
1991	2	17.6	62	63.9	0	0.0	2	21.6	22	58
1990	2	17.0	62	76.4	0	0.0	2	6.6	22	58
1988	2	20.9	62	70.0	0	0.0	2	9.1	22	58
1987	2	12.1	62	63.6	0	9.6	2	14.8	22	58
1986	2	7.6	62	68.5	0	15.3	2	8.5	22	58
1984	3	10.1	59	70.3	2	12.0	2	7.6	22	52
1983	3	9.7	58	62.3	2	18.7	3	9.3	22	50
1982	2	8.8	53	55.2	6	27.5	5	8.5	22	40
1980	3	6.1	46	59.0	1	2.6	16	32.2	22	26
1979	3	9.2	41	44.0	1	6.6	21	40.2	66	16
1978	2	9.1	37	51.0	4	4.2	17	35.6	20	14
1976	1	6.5	39	48.0	5	11.5	15	34.0	20	18
1975	1	8.5	48	42.3	2	17.1	9	32.1	19	36
1973	0	10.0	57	54.3	0	9.5	1	26.0	58	56

Ward history of Barnsley

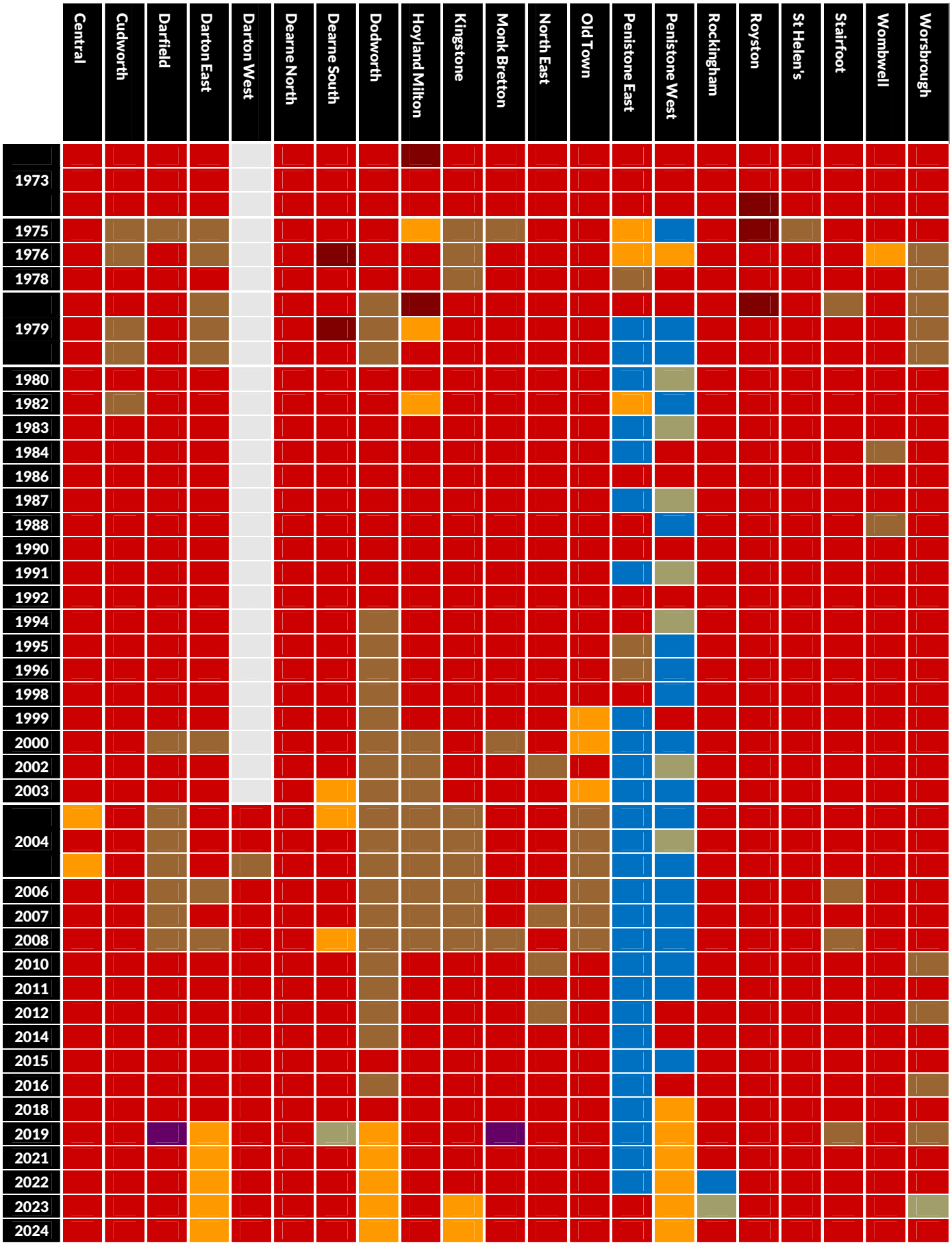

Central
Barnsley North

Nicola Sumner	**Lab**	**1,012**	**58.2**	**+ 9.3**
Christopher M. Scarfe	Grn	291	16.7	- 1.9
Adrian Thompson	Con	250	14.4	- 12.4
Catherine T. Rogerson	LD	185	10.6	+ 4.9

Cudworth
Barnsley North

***Steve Houghton**	**Lab**	**1,150**	**72.9**	**+ 6.0**
Mark J. Brook	Con	184	11.7	- 3.8
Elizabeth K. Waters	LD	138	8.7	+ 5.0
Kabir Nepal	Grn	106	6.7	

Darfield
Barnsley South

***Kevin J.H. Osborne**	**Lab**	**1,012**	**54.0**	**+ 4.0**
Scott A. McKenzie	Ref	564	30.1	
Ian White	Con	171	9.1	- 16.6
Simon R. Hulme	LD	127	6.8	+ 3.5

Darton East
Barnsley North

Leyla Nayeri	**LD**	**1,196**	**46.7**	**+ 7.9**
Teresa A. Wilcockson	Lab	951	37.2	+12.2
Aiden I. Benoit	Ref	258	10.1	
Gillian R. Millner	Con	96	3.8	- 7.4
Simon Biltcliffe	Yorks	58	2.3	

Darton West
Barnsley North

***Alice Cave**	**Lab**	**1,074**	**45.1**	**+ 7.6**
Trevor A. Mayne	Grn	495	20.8	- 6.1
Shaun K. Turner	Ref	409	17.2	
Kevin Bennett	LD	203	8.5	+ 5.5
Bee D. Lokkit	Con	200	8.4	- 24.2

Dearne North
Barnsley South

***Wendy A, Cain**	**Lab**	**1,025**	**69.7**	**+ 8.6**
Maxine Spencer	ED	214	14.5	+ 5.1
Mike Toon	Con	138	9.4	- 14.5
Brian J. Evans	LD	94	6.4	+ 3.6

Dearne South
Barnsley South

Deborah J. Pearson	**Lab**	**1,060**	**60.1**	**- 0.1**
David A. Jarvis	SDP	396	22.5	+ 6.7
Elaine Weems	Con	131	7.4	- 10.2
Janus Polenceusz	ED	99	5.6	+ 2.3
Linda Fielding	LD	77	4.4	+ 1.3

Dodworth
Penistone & Stocksbridge

***Chris Wray**	**LD**	**1,328**	**51.4**	**+25.2**
Ian Hague-Brown	Lab	896	34.7	+12.6
Steven J. Burkinshaw	Con	361	14.0	- 7.2

Hoyland Milton
Barnsley South

Mick Stowe	**Lab**	**1,092**	**46.2**	**+ 6.6**
Michael J. Davies	Ref	697	29.5	
Andrew Millner	Con	191	8.1	- 27.6
Glenn Lawrence	LD	175	7.4	+ 4.0
Tom Heyes	Grn	162	6.8	- 1.2
Angela R. Waller	TUSC	49	2.1	0.0

GAIN

Kingstone
Penistone and Stocksbridge

Steve Bullock	**LD**	**791**	**44.9**	**+38.2**
Simon J.J. Williamson	Lab	591	33.5	- 4.6
Liam J. Hardcastle	Ref	169	9.6	
Peter G. Giles	Grn	114	6.5	- 3.4
Roger Haw	Con	69	3.9	- 13.0
Tracey-Ann Holland	TUSC	28	1.6	- 0.6

Monk Bretton
Barnsley North

***Steven Green**	**Lab**	**1,032**	**51.0**	**- 3.6**
Rachel J. Stewart	Ind	784	38.8	
Alex Wilkinson	Con	132	6.5	-14.5
Susan M. Rose	LD	75	3.7	+ 1.7

North East
Barnsley North

Dorothy Coates	**Lab**	**1,085**	**53.9**	**+ 4.7**
Raymond Archer	Ind	443	22.0	
Tony Devoy	Yorks	214	10.6	
Samuel Wilkinson	Con	165	8.2	- 11.1
Samantha Bullock	LD	107	5.3	+ 2.8

Old Town
Barnsley North

***Phil Lofts**	**Lab**	**1,130**	**57.0**	**+13.9**
Clive Watkinson	Con	292	14.7	- 8.3
Gillian M. Nixon	Grn	258	13.0	+ 4.9
Patrick D. Smith	LD	196	9.9	+ 5.5
Steve Dangerfield	TUSC	106	5.3	+ 4.3

Penistone East
Penistone & Stocksbridge

GAIN

John Roberts	**Lab**	**1,533**	**42.1**	**+19.0**
Peter Millar	Con	1,377	37.8	- 7.8
Andy waters	LD	385	10.6	- 13.5
Kate H. Raynor	Grn	346	9.5	+ 2.3

Penistone West
Penistone and Stocksbridge

***Mandy Lowe Flello**	**LD**	**1,414**	**39.1**	**+ 1.7**
Frances Nixon	Lab	1,061	29.4	+10.1
Roy Garratt	Con	447	12.4	- 17.9
David Wood	Ref	429	11.9	+ 7.6
Richard T.J. Trotman	Grn	263	7.3	

Rockingham
Barnsley South

Sherry Holling	**Lab**	**884**	**36.2**	**- 2.9**
Jaz Holt	Ind	731	29.9	
Robert Lomas	Ref	457	18.7	
Phil Weems	Con	244	10.0	- 29.1
Sue Waters	LD	128	5.2	+ 0.7

Royston
Barnsley North

***Caroline Makinson**	**Lab**	**1,082**	**58.6**	**+15.1**
Neil Fisher	Ind	440	23.8	
Michael Barraclough	Con	187	10.1	- 7.7
Jonathan Hood	LD	87	4.7	+ 2.8
Jennifer L. Barker	TUSC	51	2.8	

St Helen's
Barnsley North

Sarah J. Tattersall	**Lab**	**1,004**	**75.2**	**+18.3**
Matthew R. Nicholson	LD	191	14.3	+11.3
Lee Ogden	Con	140	10.5	- 8.6

Stairfoot
Barnsley South

***Karen Dyson**	**Lab**	**955**	**51.0**	**+13.0**
Luca L. Turner	Ref	518	27.7	
James R. Kitching	LD	211	11.3	+ 9.5
Mark K. Hitchmough	Con	188	10.0	- 5.4

Wombwell
Barnsley South

***James Higginbottom**	**Lab**	**1,370**	**65.7**	**+10.3**
Simon G. Moore	Ref	317	15.2	
Debbie Toon	Con	161	7.7	- 19.0
Jessica C. Roebuck	Grn	149	7.1	+ 1.9
Robert W. Green	LD	89	4.3	+ 1.0

Worsbrough
Barnsley South

***Roy Bowser**	**Lab**	**996**	**58.3**	**+21.0**
Jamie T. Owen	Ref	338	19.8	
Sarah Calvert	LD	223	13.1	+ 7.3
Charlotte Wilkinson	Con	150	8.8	- 13.1

Summary of results: Barnsley

	Year	Elec	%Poll	Con	Lab	LD	Grn	BIG	Ind	Other
Central	2024	8,825	20.0	14.4	58.2	10.6	16.7			
	2023	8.713	20.8	9.7	46.8	4.6	8.5		5.1	25.2
	2022	8,531	21.9	15.3	51.2	7.8		25.7		
	2021	8,373	23.9	26.8	48.9	5.7	18.6			
Cudworth	2024	8,531	18.7	11.7	72.9	8.7	6.7			
	2023	8,437	16.6	15.1	69.1	6.9	9.0			
	2022	8,389	22.0	12.4	64.9	4.8				17.9
	2021	8,307	23.8	15.5	66.9	3.7		13.9		
Darfield	2024	8,040	23.5	9.1	54.0	6.8				30.1
	2023	7,915	22.7	18.7	51.0	9.4				20.9
	2022	8,059	24.6	20.6	62.7	6.1				10.6
	2021	8,069	29.2	25.7	50.0	3.3		15.9		4.2
Darton East	2024	8,874	29.0	3.8	37.2	46.7				12.4
	2023	8,828	29.9	5.9	29.3	64.7				
	2022	8,838	31.0	10.6	32.8	56.5				
	2021	8,869	32.7	11.2	25.0	38.8	4.7	20.3		
Darton West	2024	8,898	26.9	8.4	45.1	8.5	20.8			17.2
	2023	8,777	27.0	12.8	41.4	5.0	29.2			11.6
	2022	8,750	28.6	19.8	39.1	8.5	30.0			2.6
	2021	8,768	32.3	32.6	37.5	3.0	26.9			
Dearne North	2024	8,752	16.9	9.4	69.7	6.4				14.5
	2023	8,548	17.0	10.6	72.8	7.4				9.3
	2022	8,444	18.5	12.6	72.1	4.6				10.8
	2021	8,187	21.4	23.9	61.1	2.8				12.1
Dearne South	2024	9,302	19.1	7.4	60.1	4.4				28.1
	2023	9,217	19.5	8.9	58.8	4.5				27.7
	2022	9,179	20.1	13.3	71.5	3.4				11.8
	2021	9,169	24.0	17.6	60.2	3.1				19.1
Dodworth	2024	8,373	31.2	14.0	34.7	51.4				
	2023	8,374	30.6	13.1	31.6	55.2				
	2022	8,506	34.0	18.0	32.8	45.7				3.5
	2021	8,487	35.2	21.2	22.1	26.2	5.8	24.7		
Hoyland Milton	2024	9,247	25.7	8.1	46.2	7.4				29.5
	2023	9,183	26.9	11.9	42.7	7.3	6.6		11.5	3.0
	2022	9,304	27.1	24.6	48.3	6.5			15.9	4.7
	2021	9,374	31.3	35.7	39.6	3.4	8.0		11.4	2.1
Kingstone	2024	7,877	22.5	3.9	33.5	44.9	6.5			11.2
	2023	7,724	21.3	4.3	39.0	42.0	6.6		6.0	2.0
	2022	7,757	21.7	9.2	38.8	4.8	7.2	32.0		8.1
	2021	7,769	23.8	16.9	38.1	6.7	9.9		4.6	2.2
Monk Bretton	2024	9,001	22.6	6.5	51.0	3.7			38.8	
	2023	8,894	23.6	8.7	50.4	4.7			36.3	
	2022	8,907	23.8	12.2	50.7	5.8			31.3	
	2021	8,953	25.9	21.0	54.6	2.0	4.4	18.0		
North East	2024	10,372	19.5	8.2	53.9	5.3			22.0	10.6
	2023	10,180	19.8	10.2	53.4	3.9			23.1	9.4
	2022	10,268	22.6	14.0	54.2	4.0		27.7		
	2021	10,214	25.4	19.3	49.2	2.5		28.9		
Old Town	2024	8,618	23.2	14.7	57.0	9.9	13.0			5.3
	2023	8,587	24.0	15.2	52.0	6.1	11.2		12.8	2.7
	2022	8,596	26.2	20.2	51.4	6.4	15.5			6.5
	2021	8,593	29.5	23.0	43.1	4.4	8.1	15.5	4.9	1.0
Penistone East	2024	9,713	37.9	37.8	42.1	10.6	9.5			
	2023	9,647	39.4	35.7	42.4	12.9	5.1		4.0	
	2022	9,666	39.9	43.0	33.3	13.3	10.5			
	2021	9,651	44.7	45.6	23.1	24.1	7.2			

	Year	Elec	%Poll	Con	Lab	LD	Grn	BIG	Ind	Other
Penistone West	2024	10,096	35.9	12.4	29.4	39.1	7.3			11.9
	2023	10,055	35.2	17.7	23.0	45.9	7.6		5.7	
	2022	10,142	38.8	17.1	13.3	56.6	5.3		7.6	
	2021	10,059	38.5	30.3	19.3	37.4	8.7			4.3
Rockingham	2024	8,494	29.0	10.0	36.2	5.2			29.9	18.7
	2023	8,533	31.1	13.3	29.1	3.7	3.7		38.9	11.3
	2022	8,606	30.8	42.2	40.6	8.5				8.7
	2021	8,716	32.0	39.1	39.1	4.5	10.4			6.9
Royston	2024	8,771	21.2	10.1	58.6	4.7			23.8	2.8
	2023	8,748	22.1	14.1	58.8	5.0			19.0	3.0
	2022	8,724	23.6	16.7	53.4	5.3			24.6	
	2021	8,713	27.4	17.8	43.5	1.9	3.3	29.5	4.0	
St Helen's	2024	8,051	16.9	10.5	75.2	14.3				
	2023	7,925	17.6	13.0	74.6	12.4				
	2022	7,976	18.2	15.9	73.8	10.3				
	2021	7,946	21.9	19.1	56.9	3.0	5.3			15.7
Stairfoot	2024	9,080	20.8	10.0	51.0	11.3				27.7
	2023	8,923	19.8	22.5	61.5	16.1				
	2022	9,018	22.9	13.9	44.1	5.2		36.8		
	2021	9,111	26.0	15.4	38.0	1.8		15.5	29.3	
Wombwell	2024	9,958	21.0	7.7	65.7	4.3	7.1			15.2
	2023	9,815	21.0	11.3	69.5	7.7				11.4
	2022	9,754	21.4	13.9	65.6	11.0				9.4
	2021	9,673	25.4	26.7	55.4	3.3	5.2		4.4	4.9
Worsbrough	2024	7,376	23.3	8.8	58.3	13.1				19.8
	2023	7,351	27.8	6.3	31.1	4.1	2.8		55.7	
	2022	7,443	27.1	11.4	45.5	6.6		36.4		
	2021	7,557	29.6	21.9	37.3	5.8		35.0		

Basildon boundary changes

▼13	13	▲8	18	◆	0	◆	0	▲1	6	▲4	5
								Basildon Independents		Wickford Independents	

Conservatives lose to no overall control



Electoral history of Basildon

	seats	%votes	seats	%votes	seats	%votes	seats	%votes	Total	Majority	
2024	13	31.9	18	25.7	0	13.9	11	28.4	42		
2023	26	39.0	10	29.2	0	12.9	6	18.9	14	10	●
2022	25	49.0	10	23.6	0	10.6	7	16.8	14	8	●
2021	23	48.5	12	23.8	0	9.3	7	18.4	14	4	●
2019	20	50.2	15	24.8	0	1.7	7	23.3	14		
2018	23	51.3	12	23.0	0	0.0	7	25.7	14	4	●
2016	18	38.7	9	28.1	0	2.8	15	30.4	14		
2015	18	42.5	9	24.0	1	4.4	14	28.9	14		
2014	17	35.0	10	20.8	1	4.7	14	40.1	14		
2012	26	38.4	14	32.6	2	8.1	0	20.9	14	10	●
2011	29	47.4	11	37.5	2	5.6	0	9.4	14	16	●
2010	29	49.6	10	21.4	3	16.4	0	12.6	14	16	●
2008	29	47.5	10	20.8	3	11.5	0	20.2	14	16	●
2007	28	43.2	11	22.3	3	12.9	0	21.6	14	14	●
2006	27	54.4	12	22.9	3	13.0	0	9.7	14	12	●
2004	24	45.2	15	23.2	3	19.0	0	12.5	14	6	●
2003	23	45.3	14	27.9	3	19.7	2	7.1	14	4	●
2002	21	46.8	18	33.5	3	17.2	0	2.6	42		
2000	18	48.4	20	29.4	4	20.4	0	1.7	8		
1999	11	37.4	23	40.0	8	17.8	0	4.8	14	4	●
1998	6	35.0	23	39.5	13	25.3	0	0.2	14	4	●
1996	1	30.3	24	45.9	17	22.9	0	1.0	15	6	●
1995	14	28.0	16	48.3	12	23.5	0	0.2	14		
1994	19	28.2	13	41.5	8	30.0	2	0.3	14		
1992	26	61.7	13	25.8	3	12.5	0	0.1	15	10	●
1991	17	48.2	21	42.2	4	3.9	0	5.8	15		
1990	14	41.8	23	45.1	5	4.8	0	8.3	14	4	●
1988	13	48.8	20	29.7	9	18.9	0	2.5	15		
1987	11	31.3	20	39.3	11	29.5	0	0.0	14		
1986	13	44.9	22	29.9	7	25.2	0	0.0	15	2	●
1984	15	34.5	24	42.6	3	20.9	0	2.0	14	6	●
1983	13	40.0	24	36.7	3	20.6	2	2.7	14	6	●
1982	10	35.0	22	32.3	3	21.7	4	11.1	14	3	●
1980	13	33.2	20	45.8	0	8.4	9	12.6	14		
1979	16	41.2	17	35.4	0	11.4	9	11.9	42		
1976	17	45.7	23	36.5	0	1.8	6	16.0	46		
1973	9	35.3	31	45.0	0	1.7	6	18.0	46	16	●

Ward history of Basildon

	Billericay East	Billericay West	Burstead	Castledon and Crouch	Fryerns	Laindon Park	Langdon Hills	Lee Chapel North	Nethermayne	Pitsea North West	Pitsea South East	St Matin's	Wickford North	Wickford Park
1973	3	3	3		3	4	2 1	3		3	3		3 1	4
1976	3	3	3		3	3 1	3	3		3	1 2		4	4
1979														
1980														
1982														
1983														
1984														
1986														
1987														
1988														
1990														
1991														
1992														
1994														
1995														
1996														
1998														
1999														
2000														
2002														
2003														
2004														
2006														
2007														
2008														
2010														
2011														
2012														
2014														
2015														
2016														
2018														
2019														
2021														
2022														
2023														
2024														

Billericay East
Basildon and Billericay

Andrew P. Schrader	**Con**	**1,713**	**52.4**
Andy Barnes	**Con**	**1,680**	**51.4**
Martyn J. Mordecai	**Con**	**1,523**	**46.6**
Andrew Brennan	Grn	922	28.2
Stewart Goshawk	Grn	784	24.0
Andy Tatman	Grn	737	22.6
Laura Clark	LD	447	13.7
Sally Bunyan	Lab	424	13.0
Peter Smith	LD	333	10.2

Antededent: Billericay East

Billericay West
Basildon and Billericay

Anthony M. Hedley	**Con**	**1,712**	**70.6**
Philip C. Turner	**Con**	**1,667**	**68.8**
Daniel Lawrence	**Con**	**1,609**	**66.4**
Chris May	LD	964	39.8
Peter Lancaster	LD	691	28.5
Tim Nicklin	LD	627	25.9

Antededent: Billericay West

Burstead
Basildon and Billericay (same)

Andrew S. Baggott	**Con**	**1,785**	**47.9**
Richard A. Moore	**Con**	**1,716**	**46.1**
Kevin Blake	**Con**	**1,515**	**40.7**
Leslie F. Banks	Lab	933	25.1
Chris Daffin	LD	786	21.1
Idriss Chraibi	Grn	485	13.0
Daniel McGarry	Grn	485	13.0
Andy Fryd	LD	481	12.9

Antededent: Burstead

Castledon and Crouch
47% Basildon & Billericay, 52% Rayleigh & Wickford

Alex Myers	**Con**	**1,084**	**34.9**
Terri L.J. Sargent	**Con**	**992**	**31.9**
Stuart J. Allen	**Con**	**987**	**31.8**
Stewart Mott	LD	869	28.0
Nicola Hoad	LD	793	25.5
Angela Stanbrook	Lab	498	16.0
Michael Woods	LD	477	15.4
Christopher Bateman	BrDem	475	15.3
Gillian R. Gurney	Grn	399	12.8

Antededent: Crouch

Fryerns
Basildon and Billericay (same)

Adele Brown	**Lab**	**1,160**	**52.9**
Andrew Ansell	**Lab**	**1,142**	**52.0**
Allan R. Davies	**Lab**	**1,053**	**48.0**
Ola Dawodu	Con	529	24.1
Vivien Howard	LD	329	15.0
Eleanor M. Donne	TUSC	218	9.9

Antededent: Fryerns

Laindon Park
Basildon and Billericay

***Victoria O. Joseph**	**Lab**	**1,013**	**36.1**
Jessica L. Power	**Lab**	**972**	**34.7**
Terry Webb	**Lab**	**880**	**31.4**
Jeff Henry	Con	863	30.8
Kevin Wingfield	Con	845	30.1
Samuel J. Gascoyne	Con	761	27.1
Iurie Cojocaru	Ind	358	12.8
Eugene McCarthy	Grn	312	11.1
Stephen E. McCarthy	LD	218	7.8
David Murray	TUSC	137	4.9

Antededent: Laindon Park

Langdon Hills
South Basildon and East Thurrock

Hazel P. Green	**Ind**	**1,855**	**50.8**
Valerie J. Robbins	**Ind**	**1,850**	**50.7**
Walter C. Brown	**Ind**	**1,842**	**50.5**
Chris Allen	Con	718	19.7
Dean J. Sharpe	Lab	583	16.0
Sandeep S. Sandhu	Con	496	13.6
Stanley F. Edemakhiota	Con	439	12.0
Elizabeth Grant	Grn	355	9.7
Stephen W. Nice	LD	286	7.8
None Of The Above X		26	0.7

Antededent: Langdon Hills

Lee Chapel North
Basildon and Billericay

Alex Harrison	**Lab**	**1,148**	**57.2**
Melissa A. McGeorge	**Lab**	**1,005**	**50.1**
Aidan McGurran	**Lab**	**900**	**44.9**
Deepak Shukla	Con	474	23.6
Joanna T. Wingfield	Con	472	23.5
Mike Chandler	LD	289	14.4
Elaine McDonald	TUSC	227	11.3

Antededent: Lee Chapel North

Nethermayne
36% Basildon & Billericay, 64% South Basildon

***Kerry J.D.L. Smith**	**Ind**	**1.490**	**61.9**
***Mo Larkin**	**Ind**	**1,307**	**54.3**
Eddie Murphy	**Ind**	**1,168**	**48.5**
Yanik Moyet	Lab	576	23.9
Ann Blake	Con	313	13.0
Lewis Chamber	LD	266	11.1
Dave Martin	Con	251	10.4
Maz Uluhan	Con	163	6.8

Antededent: Nethermayne

Pitsea North West
South Basildon and East Thurrock

Michael J. Baker	**Lab**	**1,026**	**52.3**
Emma Callaghan	**Lab**	**1,012**	**51.6**
Patricia Reid	**Lab**	**965**	**49.2**
Stuart J.B. Terson	Con	706	36.0
Lewis C. Smith	Con	605	30.8
Mark R. Cottrell	Con	558	28.5
Martin Howard	LD	200	10.2
Jack W. Huggins	TUSC	137	7.0

Antededent: Pitsea North West

Pitsea South East
28% Basildon & Billericay, 18% Castle Point, 54% South Basildon and East Thurrock

Christopher Hilleard	**Lab**	**1,093**	**39.9**
Gillian M. Palmer	**Lab**	**1,082**	**39.5**
Ben L. Westwick	**Lab**	**1,001**	**36.6**
*Craig R. Rimmer	Con	938	34.3
Gary Canham	Con	907	33.1
Yetunde Adeshile	Con	895	32.7
Linda Harrison	Ind	301	11.0
Steven Willis	Grn	272	9.9
Steven R. Spowart	LD	193	7.0

Antededent: Pitsea South East

St Martin's
Basildon and Billericay

Gavin D. Callaghan	**Lab**	**990**	**39.5**
Jack Ferguson	**Lab**	**965**	**38.5**
Maryam Yaqub	**Lab**	**820**	**32.7**
Davida O. Ademuyiwa	Con	532	21.2
Deepak Roy	Con	514	20.5
Ellie Matthewman	Grn	319	12.7
Simon J. Breedon	Ind	305	12.2
Philip E. Jenkins	LD	243	9.7
Andrew C. Buxton	TUSC	190	7.6

Antededent: St Martin's

Wickford North
Rayleigh and Wickford

Eunice C. Brockman	**Ind**	**1,228**	**36.7**
David M. Aldridge	**Ind**	**963**	**28.7**
Trevor T. Hammond	**Ind**	**936**	**27.9**
Peter J. Holliman	Con	872	26.0
Carole Morris	Con	794	23.7
Don Morris	Con	720	21.5
Joe Nemeth	Lab	493	14.7
Dave Collins	Ref	447	13.3
Penny Wright	Grn	337	10.1
Karen Manterfield	LD	235	7.0

Antededent: Wickford North

Wickford Park
Rayleigh and Wickford

Alan R. Ball	**Ind**	**881**	**33.4**
George E. Jeffery	**Con**	**853**	**32.4**
David Harrison	**Ind**	**831**	**31.5**
Yvonne M. Child	Con	747	28.3
Gary L. Tagg	Con	666	25.3
Peter Bunyan	Lab	629	23.9
Simon Blake	LD	395	15.0

Antededent: Wickford Park

Summary of results: Basildon

	Year	Elec	%Poll	Con	Lab	LD	Grn	Ind	Other
Billericay East	2024	9,453	33.2	50.1	13.0	12.0	24.9		
	2023	9.432	30.0	60.4	18.6	21.0			
	2022	9,454	32.6	67.1	13.2	19.7			
	2021	9,507	36.5	69.9	17.0	10.5			2.6
Billericay West	2024	9,464	31.9	68.6		31.4			
	2023	9,429	31.6	51.4	7.0	35.9	5.7		
	2022	9,410	37.9	56.6	5.8	37.5			
	2021	9,472	40.2	50.0	5.3	44.7			
Burstead	2024	11,065	29.5	44.9	25.1	17.0	13.0		
	2023	8,760	29.8	60.7	12.3	20.6	6.4		
	2022	8,757	34.1	65.7	11.2	23.2			
	2021	8,810	36.2	75.9	12.6	11.5			
Castledon and Crouch	2024	9,300	28.1	32.9	16.0	23.0	12.8		15.3
Crouch	2022	6,747	25.8	76.3	23.7				
	2021	6,799	29.6	71.5	15.6	5.0		4.5	3.4
Fryerns	2024	10,594	18.7	24.1	51.0	15.0			9.9
	2023	10,580	17.5	27.6	63.6	8.8			
	2022	10,496	18.5	32.7	56.3	11.0			
	2021	10,615	22.7	33.1	41.0	2.8			23.0
Laindon Park	2024	9,977	23.6	29.3	34.1	7.8	11.1	12.8	4.9
	2023	9,979	21.4	34.3	35.4	4.7	4.4	14.4	6.8
	2022	10,014	21.8	51.8	35.2	6.3			6.8
	2021	10,049	28.6	54.6	27.0	3.5		5.5	5.1
Langdon Hills	2024	10,904	30.3	15.1	16.0	7.8		50.7	0.7
	2022	6,994	34.2	37.0	9.9	2.8		50.3	
	2021	7,035	38.4	30.0	9.9	8.9		13.0	1.6
Lee Chapel North	2024	10,225	17.9	23.6	50.7	14.4			11.3
	2023	10,163	15.9	29.2	59.6	11.2			
	2022	10,118	17.9	35.8	55.5				8.7
	2021	10,253	24.4	37.2	39.0	4.6			19.3
Nethermayne	2024	10,185	21.9	10.1	23.9	11.1		54.9	
	2023	10,592	22.3	9.6	19.1	4.9		66.3	
	2022	10,419	26.9	12.0	14.4	3.8		69.5	
	2021	10,338	31.3	20.4	16.6	3.6		45.7	13.6
Pitsea North West	2024	9,285	21.9	31.8	51.0	10.2			7.0
	2023	9,245	19.3	38.2	49.3	6.8	5.6		
	2022	9,294	21.5	47.1	46.1	6.7			
	2021	9,443	25.2	41.8	46.6	2.7			9.0
Pitsea South East	2024	10,152	24.1	33.4	38.7	7.0	9.9	11.0	
	2023	9,088	24.7	40.9	40.1	4.0		15.0	
	2022	9,175	24.5	59.7	40.3				
	2021	9,276	30.3	47.1	44.7	2.6		2.2	3.4
St Martin's	2024	9,950	20.3	20.8	36.9	9.7	12.7	12.2	7.6
	2023	7,003	17.5	26.4	51.6	12.2			9.7
	2022	6,988	25.4	39.5	38.3	4.7			17.5
Wickford North	2024	10,253	26.5	23.7	14.7	7.0	1001	31.1	13.3
	2023	10,288	25.4	28.9	14.9	6.2		45.3	4.6
	2022	10,352	28.5	41.6	14.1	6.4		37.9	
	2021	10,427	29.8	52.3	10.7	3.4		33.6	
Wickford Park	2024	8,972	23.4	28.7	23.9	15.0		32.4	
	2023	7,342	21.6	38.8	18.2	5.3		37.8	
	2022	7,385	24.8	48.0	19.1			32.9	

Basingstoke and Deane

Council remains under no overall control

Tadley and Pamber
Bramley
Tadley North, Kingsclere and Baughurst
Evingar
Sherborne St John and Rooksdown
Winklebury and Manydown
Norden
Whitchurch, Overton and Laverstoke
Basing and Upton Grey
Oakley and The Candovers

1. Brighton Hill
2. Brookvale and King's Furlong
3. Chineham
4. Eastrop and Grove
5. Hatch Warren and Beggarwood
6. Kempshott and Buckskin
7. Popley
8. South Ham



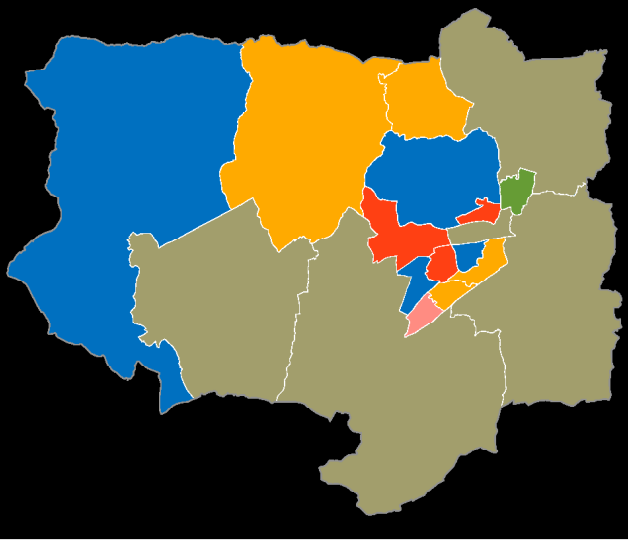

Electoral history of Basingstoke and Deane

	seats	%votes	seats	%votes	seats	%votes	seats	%votes	Total	Majority	
2024	16	29.8	11	22.6	11	18.2	16	29.3	18		
2023	24	29.7	11	24.1	9	20.2	10	26.0	18		
2022	29	37.7	10	19.2	7	23.1	8	20.0	18	4	●
2021	34	38.9	10	19.9	4	19.1	6	22.1	54	12	●
2019	31	47.3	21	20.6	7	25.7	1	6.5	20	2	●
2018	36	45.4	20	31.9	5	17.0	1	5.8	20	10	●
2016	35	46.4	19	27.8	6	10.9	2	14.8	20	8	●
2015	32	52.3	17	18.4	7	12.5	4	15.9	20	4	●
2014	28	33.0	17	23.9	9	13.4	6	30.6	20		
2012	32	46.4	14	28.3	11	14.5	3	10.7	21	4	●
2011	34	54.8	11	22.7	13	12.9	2	9.5	21	8	●
2010	34	46.8	9	17.3	14	30.5	2	5.4	20	8	●
2008	35	53.7	9	14.7	14	27.0	2	4.6	60	10	●
2007	31	54.4	11	18.4	15	23.6	3	3.7	20	2	●
2006	31	50.8	11	15.2	15	29.8	3	4.2	20	2	●
2004	28	49.7	12	19.0	16	26.8	4	4.5	20		
2003	26	46.2	15	21.8	15	26.5	4	5.6	20		
2002	25	43.8	15	19.3	17	28.6	3	8.3	60		
2000	24	47.9	15	21.4	15	27.9	3	2.9	19		
1999	24	40.9	15	29.6	14	23.9	4	5.6	19		
1998	25	40.1	15	26.0	13	32.1	4	1.8	20		
1996	23	38.2	14	28.2	17	27.7	3	6.0	19		
1995	25	33.6	13	32.4	15	31.6	4	2.5	19		
1994	28	35.9	11	23.5	13	38.9	5	1.7	20		
1992	35	49.3	11	14.2	9	25.3	2	11.3	57	13	●
1991	30	46.8	14	17.6	12	33.6	3	2.0	21	1	●
1990	31	35.9	15	34.4	10	26.3	3	3.4	20	3	●
1988	33	41.4	13	26.1	9	19.5	4	13.1	19	7	●
1987	32	51.9	14	13.9	9	32.5	4	1.6	20	5	●
1986	32	39.6	17	26.4	5	32.3	5	1.7	20	5	●
1984	29	38.4	19	34.7	4	16.2	7	10.7	19		
1983	28	49.6	22	23.6	3	23.7	6	3.0	20		
1982	26	38.0	22	25.7	4	29.7	7	6.6	20		
1980	34	40.0	17	43.4	3	10.3	5	6.3	19	9	●
1979	37	49.8	14	35.6	3	7.4	5	7.2	20	15	●
1978	36	50.8	14	38.8	2	9.7	7	0.6	20	13	●
1976	35	48.0	14	27.9	1	13.2	9	10.9	59	11	●
1973	22	32.0	14	25.8	3	12.9	16	29.4	55		

Ward history of Basingstoke and Deane

	Basing	Bramley	Brighton Hill	Brookvale	Chineham	Eastrop and Grove	Evingar	Hatch Warren	Kempshott	Norden	Oakley	Popley	Sherborne St John	South Ham	Tadley and Pamber	Tadley North	Whitchurch	Winklebury
1973	2	1		5		2	1			5	1		1	4	1	1	1	3
																	1	2
1976																		
1978																		
1979																		
1980																		
1982																		
1983																		
1984																		
1986																		
1987																		
1988																		
1990																		
1991																		
1992																		
1994																		
1995																		
1996																		
1998																		
1999																		
2000																		
2002																		
2003																		
2004																		
2006																		
2007																		
2008																		
2010																		
2011																		
2012																		
2014																		
2015																		
2016																		
2018																		
2019																		
2021																		
2022																		
2023																		
2024																		

BInd Basingstoke & Deane Independents
HInd Hampshire Independents

Basing and Upton Grey
84% Basingstoke; 16% North East Hampshire

Sheena G. Grassi	**Ind**	**1,564**	**52.4**	**+41.2**
Roger J.C. Doust	Con	781	26.1	- 28.5
Martin S. Allen	Lab	434	14.5	- 1.7
Ria Meiszner	LD	182	6.1	- 10.9
Alexander W.A. Zychowski	Liber	26	0.9	

Bramley
North East Hampshire

Keith Oborn	**BInd**	**1,100**	**46.5**	**+ 4.7**
*Nicholas A. Robinson	Con	861	36.4	+ 6.1
Adam J. Coulthard	Lab	291	12.3	+ 0.5
Paula Baker	LD	114	4.8	- 11.3

Brighton Hill
Basingstoke

***Andrew S. Konieczko**	**LD**	**1,096**	**49.0**	**+17.9**
Hannah L. Dawson	Lab	768	34.3	+ 4.5
Edward M. Norman	Con	258	11.5	- 13.7
Spencer J. Cleary	HInd	114	5.1	- 5.2

Brookvale and Kings Furlong
Basingstoke

***Arun Mummalaneni**	**Con**	**906**	**32.9**	**- 1.0**
Zoe C. Wilson	Lab	855	31.0	- 0.7
Francesca D. Maritan	LD	720	26.1	+ 4.1
Anna M. Jackson	Grn	176	6.4	
Alan H. Stone	HInd	99	3.6	- 8.8

Chineham
Basingstoke

Jonathan E. Jenkin	**Grn**	**987**	**38.2**	**+28.0**
*Laura J. Edwards	Con	941	36.4	- 10.2
David F. Bell	Lab	406	15.7	+ 4.4
Christopher M. Aldous	Ref	140	5.4	
Scott R. Lawrence	LD	110	4.3	- 5.1

Eastrop and Grove
Basingstoke

***Ronald J. Hussey**	**LD**	**1,398**	**61.4**	**+14.5**
Andrew R. Wilson	Lab	418	18.4	+ 5.0
Effie Blankson	Con	337	14.8	- 4.7
Alexis C.C. Smith	HInd	124	5.4	+ 0.2

Evingar
North West Hampshire

Johanna E. Perry	**Con**	**1,299**	**52.8**	**- 5.8**
Pauleen Malone	LD	450	18.3	- 6.0
Christopher Whitehead	Grn	360	14.6	
Jennifer C. Lee	Lab	184	7.5	- 9.6
Philip A. Heath	HInd	165	6.7	

Hatch Warren and Beggarwood
Basingstoke

Stacy A. Hart	**WEP**	**1,659**	**59.5**	
Taylor M. Parnell	Con	697	25.0	- 14.3
Peter J. Bell	Lab	338	12.1	- 10.4
Marion Wolstencroft	LD	95	3.4	

Kempshott and Buckskin
Basingstoke

***Richard Court**	**Con**	**1,163**	**46.5**	**+ 1.6**
Cait R.J. Fuller	Lab	723	28.9	+ 8.5
Moira A. Whitaker	LD	262	10.5	- 2.3
William Farrington	Grn	146	5.8	
David J. White	HInd	129	5.2	- 2.2
Priya I. Brown	WEP	80	3.2	

Norden
Basingstoke

***Laura James**	**BInd**	**1,102**	**53.4**	**+ 5.1**
Jack A. Wadge-Stacey	Lab	572	27.7	+ 1.7
Femi D. Afolabi	Con	223	10.8	- 4.5
Jardine Barrington-Cook	LD	98	4.8	- 3.2
David J. Watson	HInd	68	3.3	

Oakley and The Candovers
81% Basingstoke, 19% East Hampshire

Julian G. Jones	**BInd**	**1,359**	**44.9**	**+32.3**
*Diane M. Taylor	Con	1,094	36.1	- 14.6
Bronwyn H. Phillips	Lab	360	11.9	- 3.5
Robert C. Cooper	LD	217	7.2	- 14.1

Popley
Basingstoke

***Sajish Tom**	**Lab**	**1,148**	**66.4**	**+33.2**
Nsima S. Udoh	Con	235	13.6	- 5.9
Michael Berwick-Gooding	LD	170	9.8	+ 0.6
Duncan P. Stone	HInd	107	6.2	
Andrew J. Toal	Grn	69	4.0	

Sherborne St John and Rooksdown
North West Hampshire

Simon E. Bound	**Con**	**1,092**	**46.6**	**+ 1.2**
Bradley D. Phillips	Lab	888	37.9	+13.7
Martin J. Baker	LD	152	6.5	- 14.2
Richard J. Musson	Grn	137	5.8	
Stanley J. Tennison	HInd	74	3.2	- 8.0

South Ham
Basingstoke

Julie C. Harper	**Lab**	**1,068**	**57.6**	**+12.7**
Lilian P. Turner	Con	442	23.8	- 11.4
Madeline Hussey	LD	141	7.6	- 1.1
Andrew Liming	HInd	140	7.6	- 3.7
Glenn Kala	Grn	63	3.4	

Tadley and Pamber
North West Hampshire

Kevin J. Chatburn	**LD**	**1,393**	**49.7**	**+22.6**
Kerri E. Carruthers	Con	976	34.8	- 17.4
Christina S. Jordan	Ref	224	8.0	
Jay N. Ahuji	Lab	211	7.5	- 4.9

Tadley North, Kingsclere and Baughurst
North West Hampshire

David W. Conquest	**LD**	**1,125**	**39.1**	**+11.7**
Stuart M. Frost	Con	765	26.6	- 20.2
*Kenneth R. Rhatigan	Ind	704	24.5	+10.3
Mathew Russell	Lab	282	9.8	- 1.7

Whitchurch, Overton and Laverstoke
North West Hampshire

***Colin J.W. Phillimore**	**BInd**	**1,881**	**64.2**	**- 12.1**
Thomas W. Thacker	Con	396	13.5	+ 0.7
Callum L. Hunter	Lab	321	11.0	+ 3.2
Matthew Kaschula	LD	230	7.8	- 0.3
Neil J. Fellman	HInd	102	3.5	

Winklebury and Manydown
Basingstoke

Aidan D.Z. West	**Lab**	**706**	**42.3**	**+ 4.0**
*Catherine A.M. Compton-Burnett	Con	680	40.8	- 2.7
Lindsay A. Benjamin	LD	98	5.9	- 3.9
Mark L. Wallace	Grn	94	5.6	- 4.2
Anna-Marie Moynihan	HInd	90	5.4	- 3.0

Summary of results: Basingstoke and Deane

	Year	Elec	%Poll	Con	Lab	LD	Grn	Ind	Other
Basing	2024	8,130	36.9	26.1	14.5	6.1		52.4	0.9
	2023	7,999	37.0		19.4	16.5		64.0	
	2022	8,029	39.3	62.0	17.5	13.8		6.7	
	2021	8,097	42.9	54.6	16.2	17.0		12.2	
Bramley	2024	6,969	34.1	36.4	12.3	4.8		46.5	
	2023	6.821	34.4	32.4	11.1	9.5		46.9	
	2022	6,738	36.5	38.4				54.4	7.2
	2021	6,663	40.6	30.3	11.8	16.1		41.8	
Brighton Hill	2024	7,648	29.4	11.5	34.3	49.0		5.1	
	2023	7,633	28.3	14.2	40.4	36.5	4.2	4.7	
	2022	7,746	28.6	24.3	25.4	42.5		7.8	
	2021	7,902	30.8	25.2	29.8	31.9		10.3	2.9
Brookvale and Kings Furlong	2024	7,820	35.3	32.9	31.0	26.1	6.4	3.6	
	2023	7,624	31.5	27.1	37.9	25.6		9.4	
	2022	7,532	34.5	31.1	38.6	22.5		7.8	
	2021	7,528	34.4	33.9	31.7	22.0		12.4	
Chineham	2024	8,267	31.4	36.4	15.7	4.3	38.2		5.4
	2023	8,110	30.7	39.6	14.7	7.3	34.2	4.2	
	2022	7,982	31.5	50.6	17.9	9.4	22.1		
	2021	8,058	33.1	46.6	11.3	9.4	10.2	22.5	
Eastrop and Grove	2024	7,228	31.6	14.8	18.4	61.4		5.4	
	2023	7,145	32.9	15.1	12.3	62.1	5.9	4.6	
	2022	7,191	33.5	17.3	14.0	58.9		3.3	6.5
	2021	7,289	36.4	19.5	13.4	46.9		5.2	14.9
Evingar	2024	7,377	33.4	52.8	7.5	18.3	14.6	6.7	
	2023	7,358	38.9	53.2	7.1	22.7	9.0	8.0	
	2022	7,372	37.8	55.4		32.8		11.9	
	2021	7,403	41.0	58.6	17.1	24.3			
Hatch Warren and Beggarwood	2024	7,592	36.8	25.0	12.1	3.4			59.5
	2023	7,611	33.2	39.8	17.7	5.7			34.8
	2022	7,549	31.6	31.1	19.4	7.7	6.5	18.0	17.2
	2021	7,615	33.2	39.3	22.5	19.9		18.2	
Kempshott and Buckskin	2024	8,273	30.4	46.5	28.9	10.5	5.8	5.2	3.2
	2023	8,226	32.2	44.7	36.4	8.6	6.0	4.4	
	2022	8,240	31.6	45.2	31.7	10.0	8.5	4.5	
	2021	8,319	36.5	44.9	20.4	12.8	14.5	7.4	
Norden	2024	7,378	28.1	10.8	27.7	4.8		56.7	
	2023	7,254	26.9	9.8	27.3	4.1		58.8	
	2022	7,259	29.4	14.9	30.7	4.5		49.8	
	2021	7,304	31.3	15.3	26.0	8.0		48.3	2.3
Oakley and The Candovers	2024	7,790	39.1	36.1	11.9	7.2		44.9	
	2023	7,525	37.8	35.6	11.7	12.9	6.6	33.2	
	2022	7,302	37.4	51.3		36.7		12.1	
	2021	7,240	42.6	50.7	15.4	21.3		12.6	
Popley	2024	7,611	22.9	13.6	66.4	9.8	4.0	6.2	
	2023	7,514	22.7	16.6	64.1	10.5		8.8	
	2022	7,621	25.6	22.7	40.0	8.8		28.4	
	2021	7,824	26.8	19.5	33.2	9.2		38.1	
Sherborne St John and Rooksdown	2024	8,421	28.0	46.6	37.9	6.5	5.8	3.2	
	2023	8,264	27.4	46.6	38.8	10.1		4.5	
	2022	8,041	26.4	45.7	34.6	19.7			
	2021	7,812	31.5	45.4	24.2	20.7		9.7	
South Ham	2024	7,497	24.8	23.8	57.6	7.6	3.4	7.6	
	2023	7,504	25.2	26.2	59.1	8.3		6.4	
	2022	7,488	28.3	27.0	55.9	9.6		7.5	
	2021	7,654	29.5	35.2	44.9	8.7		11.3	
Tadley and Pamber	2024	8,686	32.4	34.8	7.5	49.7			8.0
	2023	8,644	32.6	39.7	7.7	43.2	6.6	2.7	
	2022	8,661	33.8	40.3		43.7	40.3	7.7	
	2021	8,751	36.6	52.2	12.4	27.1		8.4	

	Year	Elec	%Poll	Con	Lab	LD	Grn	Ind	Other
Tadley North, Kingsclere and Baughurst	2024	8,412	34.3	26.6	9.8	39.1		24.5	
	2023	8,412	35.6	37.6	11.7	47.1		3.5	
	2022	8,408	37.4	48.1		51.9			
	2021	8,476	39.9	46.8	11.5	27.4		14.2	
Whitchurch, Overton and Laverstoke	2024	8,034	36.6	13.5	11.0	7.8		67.7	
	2023	8,077	37.6	14.9	9.7	11.9	5.5	58.0	
	2022	8,049	41.1	16.4	8.7	18.8		56.0	
	2021	8,171	45.5	12.8	7.8	8.1		74.3	
Winklebury and Manydown	2024	5,477	30.7	40.8	42.3	5.9	5.6	5.4	
	2023	5,458	31.0	31.5	52.9	5.0	4.4	6.2	
	2022	5,449	37.2	45.0	47.9	7.1			
	2021	5,423	36.8	43.5	38.3	9.8		8.4	

Blackburn with Darwen

2	9	7	29	0	0	0	0	8	13
▼4		▼4		◆		◆		▲8	

Labour retains control - majority: 7 seats

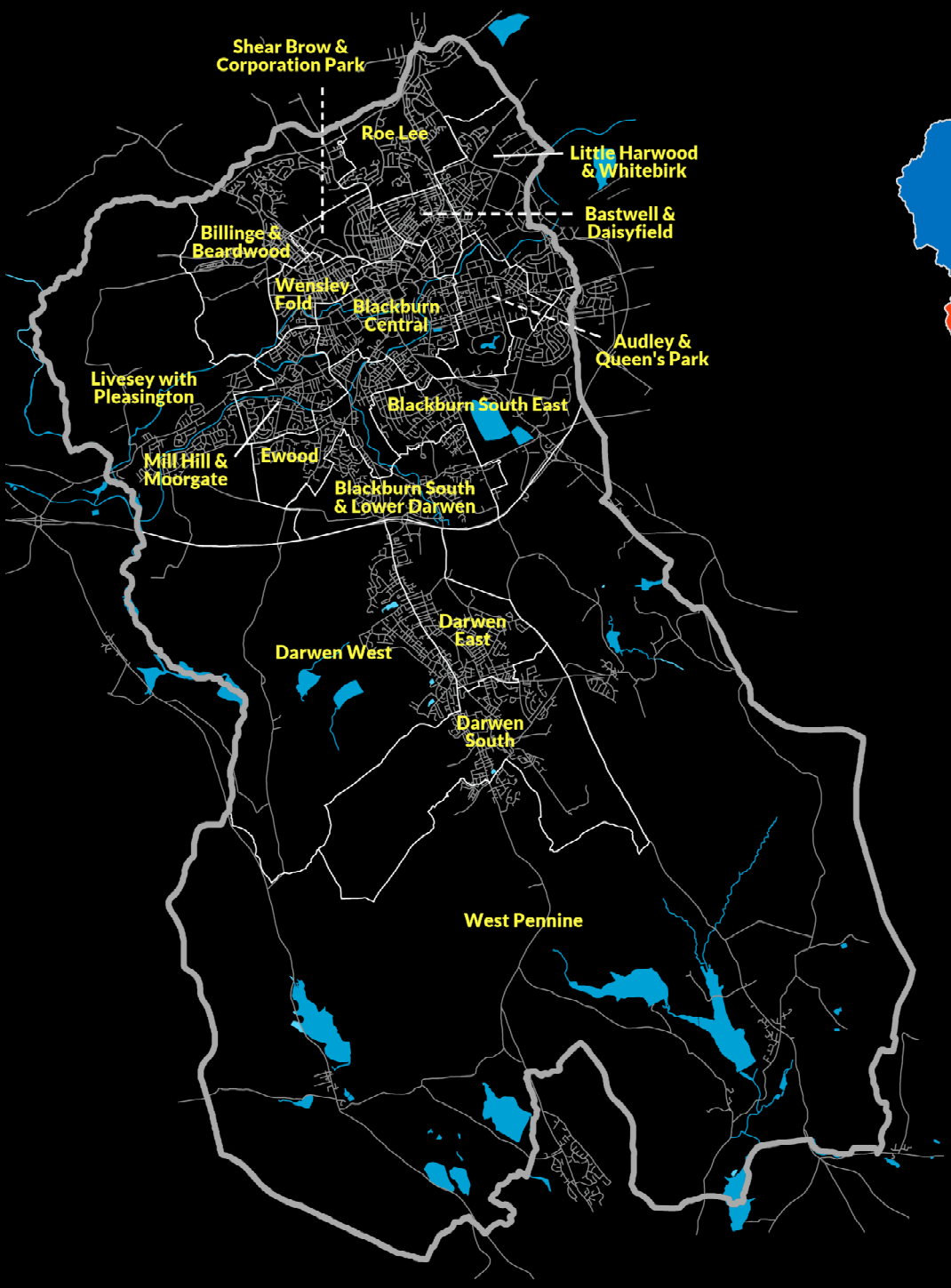

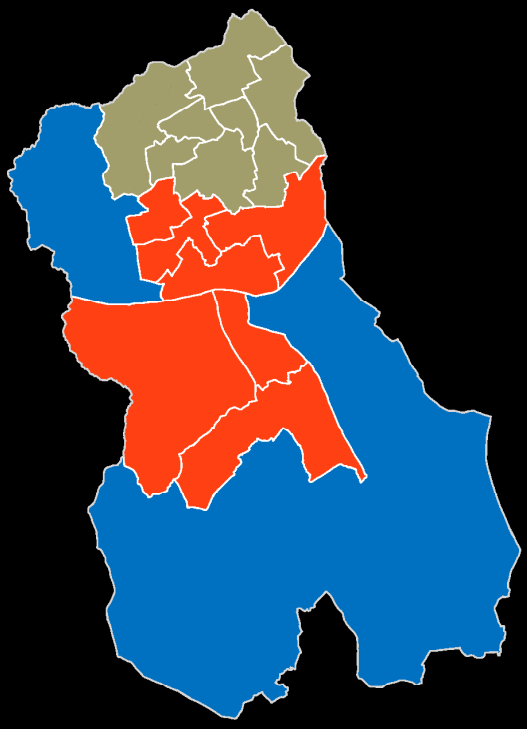

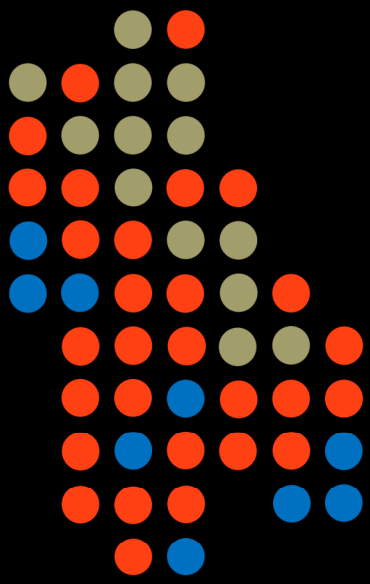

Electoral history of Blackburn with Darwen

	seats	%votes	seats	%votes	seats	%votes	seats	%votes	Total	Majority	
2024	9	22.5	29	40.5	0	0.0	13	37.0	17	7	●
2023	12	30.3	38	63.0	0	5.1	1	1.6	17	25	●
2022	13	32.2	36	60.1	1	3.4	1	4.3	17	21	●
2021	14	38.8	36	55.4	1	5.0	0	0.8	17	21	●
2019	13	28.4	36	55.3	2	3.2	0	13.1	17	21	●
2018	13	33.1	37	55.0	1	5.2	0	6.7	51	23	●
2016	16	29.5	45	58.2	3	5.3	0	7.0	22	26	●
2015	14	34.4	47	53.9	3	2.4	0	9.3	21	30	●
2014	12	28.0	48	61.6	4	4.5	0	6.0	21	32	●
2012	14	29.7	45	61.2	5	6.8	0	2.3	22	26	●
2011	17	27.8	37	57.4	6	10.9	4	3.9	21	10	●
2010	19	28.7	31	45.0	9	19.0	5	7.3	21		
2008	18	29.5	27	37.4	11	21.2	8	11.8	22		
2007	17	29.0	31	34.5	13	23.3	3	13.1	21		
2006	14	24.8	33	35.4	13	26.5	4	13.1	21	2	●
2004	17	30.4	31	30.9	11	21.4	5	17.2	64		
2002	16	33.9	37	47.7	8	16.1	1	2.4	20	12	●
2001	19	33.1	37	46.4	6	17.7	0	2.8	20	12	●
2000	20	43.2	36	41.1	6	14.1	0	1.6	20	10	●
1999	16	37.6	43	46.9	3	15.2	0	0.3	20	24	●
2004	12	27.7	46	45.3	4	25.2	0	1.9	62	30	●
1996	12	26.2	45	52.4	3	20.3	0	1.2	20	30	●
1995	15	22.5	42	58.1	3	17.2	0	2.4	20	24	●
1994	19	29.0	36	55.4	4	12.3	1	3.3	20	12	●
1992	19	45.4	37	40.5	4	13.4	0	0.7	20	14	●
1991	17	36.0	40	44.6	3	16.2	0	3.2	20	20	●
1990	19	26.2	36	59.8	5	11.3	0	2.8	20	13	●
1988	24	38.8	31	48.9	4	10.0	1	2.2	20	2	●
1987	21	35.5	30	43.0	7	18.1	2	3.4	20		
1986	20	25.9	33	46.6	5	21.1	2	6.3	20	6	●
1984	23	30.2	30	46.8	3	15.5	4	7.5	20		
1983	24	32.5	31	42.5	2	16.8	3	8.2	20	2	●
1982	24	30.5	28	38.1	3	24.0	5	7.3	20		
1980	22	33.5	29	48.2	4	10.7	5	7.6	20		
1979	22	36.3	27	40.3	4	13.8	7	9.6	60	14	●
1976	27	40.5	17	27.4	8	3.9	8	18.2	60	14	●
1973	19	33.5	27	35.2	11	17.8	3	13.4	60	14	●

Ward history of Blackburn with Darwen

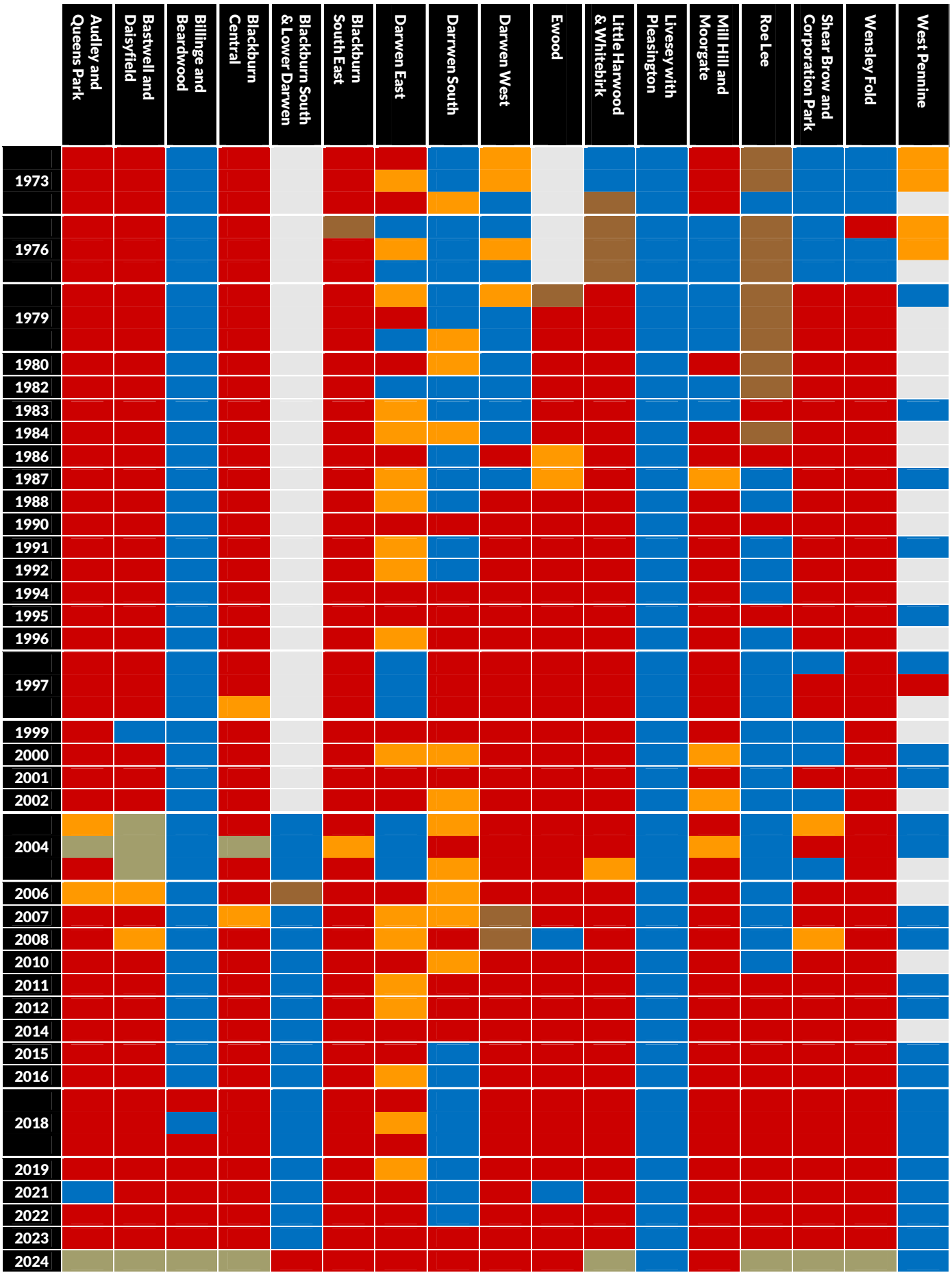

Audley and Queen's Park
Blackburn

GAIN

Amin Kapadia	**Ind**	**1,068**	**49.2**	
Faryad Hussain	Lab	664	30.6	- 16.9
Aadil Chopdat	Grn	311	14.3	
Lyall Ainscow	Con	129	5.9	- 46.6

Bastwell and Daisyfield
Blackburn

GAIN

Rana Khan	**Ind**	**1,273**	**52.6**	
*Iftakhar Hussain	Lab	936	38.7	- 46.2
Ella L. Hardman	Con	139	5.7	- 9.4
Khurram Shahzad		71	2.9	

Billinge and Beardwood
Blackburn

GAIN

Waqar Hussain	**Ind**	**1,512**	**62.7**	
Aadil Patel	Lab	509	21.1	- 33.0
Reece Macaulay	Con	389	16.1	- 24.2

Blackburn Central
Blackburn

GAIN

Tahir Mahmood	**Ind**	**799**	**51.2**	
Liyakatali Patel	Lab	596	38.2	- 36.9
Keith Murray	Con	166	10.6	- 14.3

Blackburn South and Lower Darwen
Rossendale and Darwen

GAIN

Liz A Johnson	**Lab**	**809**	**53.8**	**+23.9**
*Denise Gee	Con	696	46.2	- 23.9

Blackburn South East
Blackburn

***Tony Humphrys**	**Lab**	**628**	**58.3**	**- 0.7**
Riff Haworth	Ind	259	24.0	
Henry A.J. Arnold	Con	191	17.7	+ 8.8

Darwen East
Rossendale and Darwen

***Katrina L. Fielding**	**Lab**	**773**	**58.6**	**+20.4**
Paul Browne	Ind	331	25.1	
Ryan Slater	Con	214	16.2	- 2.3

Darwen South
Rossendale and Darwen

GAIN

Matt Jackson	**Lab**	**903**	**49.0**	**+22.5**
Steve Duncan	Con	734	39.8	- 14.2
Denise Morgan	Grn	206	11.2	

Darwen West
Rossendale and Darwen

***Brian Taylor**	**Lab**	**1,293**	**73.8**	**+16.8**
Lilian Salton	Con	460	26.2	- 12.4

Ewood
Blackburn

GAIN

Ashley R. Whalley	**Lab**	**657**	**55.6**	**+ 6.7**
Rick Moore	Con	397	33.6	- 17.5
John Milburn	Grn	128	10.8	
Saraj Mohammed	Ind	63	5.1	

Little Harwood and Whitebirk
Blackburn

GAIN

***Tiger Patel**	**Ind**	**809**	**36.5**	
Ismail E. Esat	Ind	755	34.1	
Naushad Surve	Lab	480	21.7	- 51.1
Les Cade	Con	170	7.7	- 19.5

Livesey with Pleasington
Blackburn

***Mark Russell**	**Con**	**1,441**	**74.7**	**+ 1.3**
Isma Sajid	Lab	487	25.3	- 1.3

Mill Hill and Moorgate
Blackburn

***Julie L. Gunn**	**Lab**	**697**	**64.0**	**+ 9.8**
John P. Murphy	Con	272	25.0	- 20.8
Natasha Shah	Ind	120	11.0	

Roe Lee
Blackburn

GAIN

Imran Ahmed	**Ind**	**999**	**46.9**	
*Sylvia Liddle	Lab	723	34.0	- 25.0
Helen Voegt	Con	406	19.1	- 20.9

Shear Brow and Corporation Park
Blackburn

GAIN

Muntazir Patel	**Ind**	**1,957**	**70.9**	
*Hussain Akhtar	Lab	740	26.8	- 64.3
Judith A. Pearson	Con	65	2.4	- 6.5

Wensley Fold
Blackburn

GAIN

Iqbal Masters	**Ind**	**948**	**46.7**	
*Dave Harling	Lab	881	43.4	- 44.4
Robin Field	Grn	117	5.8	
Mags Marrow	Con	86	4.2	- 8.0

West Pennine
Rossendale and Darwen

***Neil A. Slater**	**Con**	**1,139**	**53.9**	**- 6.1**
Simon E. Charlesworth	Lab	973	44.1	+21.5

Summary of results: Blackburn with Darwen

	Year	Elec	%Poll	Con	Lab	LD	Grn	Ind	Other
Audley and Queen's Park	2024	6,401	34.2	5.9	30.6		14.3	49.2	
	2023	6,393	28.4	18.4	67.1	6.0		8.5	
	2022	6,299	33.0	12.7	39.5			47.7	
	2021	6,353	36.7	52.5	47.5				
Bastwell and Daisyfield	2024	5,857	41.3	5.7	38.7			55.5	
	2023	5,912	35.2	19.6	80.4				
	2022	5,940	37.8	23.6	76.4				
	2021	5,921	39.0	15.1	84.9				

	Year	Elec	%Poll	Con	Lab	LD	Grn	Ind	Other
Billinge and Beardwood	2024	6,281	38.3	16.1	21.1			62.7	
	2023	6,154	34.3	32.7	62.0	5.2			
	2022	6,087	37.2	27.7	64.7			7.6	
	2021	6,049	36.9	40.3	54.1			5.6	
Blackburn Central	2024	6,260	25.0	10.6	38.2			51.2	
	2023	6,231	22.1	16.1	76.4	7.5			
	2022	6,256	26.0	20.2	67.5			12.3	
	2021	6,132	25.6	24.9	75.1				
Blackburn South East	2024	5,699	17.8	17.7	58.3			24.0	
	2023	6,025	16.7	26.6	73.4				
	2022	6,077	18.6	26.9	73.1				
	2021	6,142	20.0	32.1	59.0	8.9			
Blackburn South with Lower Darwen	2024	6,086	26.7	46.2	53.8				
	2023	5,721	26.3	56.0	44.0				
	2022	5,751	25.7	60.0	40.0				
	2021	5,859	28.0	70.1	29.9				
Darwen East	2024	6,422	20.7	16.2	58.6			25.1	
	2023	6,427	21.9	15.8	59.1	25.1			
	2022	6,512	25.6	18.5	54.5	26.9			
	2021	6,632	27.1	18.5	38.2	35.7		7.7	
Darwen South	2024	6,534	28.5	39.8	49.0		11.2		
	2023	6,502	28.8	40.8	45.3	10.9			3.0
	2022	6,323	30.3	46.1	38.3	15.7			
	2021	6,290	30.9	54.0	26.5	19.5			
Darwen West	2024	6,129	28.7	26.2	73.8				
	2023	6,227	30.8	31.3	62.8	5.9			
	2022	6,259	34.7	30.7	65.7	3.6			
	2021	6,451	34.7	38.4	57.0	4.6			
Ewood	2024	6,168	20.3	33.6	55.6		10.8	5.1	
	2023	6,160	20.8	41.8	58.2				
	2022	6,188	23.3	39.6	60.4				
	2021	6,290	23.4	51.1	48.9				
Little Harwood and Whitebirk	2024	6,090	36.7	7.7	21.7			70.6	
	2023	6,057	25.3	13.3	80.3	6.4			
	2022	6,031	32.0	28.8	71.2				
	2021	6,061	32.4	27.2	72.8				
Livesey with Pleasington	2024	6,570	29.6	74.7	25.3				
	2023	6,440	31.5	67.5	32.5				
	2022	6,388	32.6	66.0	34.0				
	2021	6,391	35.0	73.4	26.6				
Mill Hill and Moorgate	2024	5,579	19.8	25.0	64.0			11.0	
	2023	5,583	20.2	23.0	68.1		8.9		
	2022	5,610	23.1	37.5	62.5				
	2021	5,624	24.1	45.8	54.2				
Roe Lee	2024	6,450	33.1	19.1	34.0			46.9	
	2023	6,365	27.8	23.8	67.4		8.8		
	2022	6,366	33.3	34.1	65.9				
	2021	6,414	31.1	41.0	59.0				
Shear Brow and Corporation Park	2024	6,166	45.0	2.4	26.8			70.9	
	2023	6,146	27.9	9.5	90.5				
	2022	6,169	33.6	9.1	90.9				
	2021	6,262	43.0	8.9	91.1				
Wensley Fold	2024	6,031	33.8	4.2	43.4		5.8	46.7	
	2023	6,015	30.2	9.9	90.1				
	2022	6,009	31.9	11.0	89.0				
	2021	6,108	31.9	12.2	87.8				
West Pennine	2024	6,122	35.1	53.9	44.1				
	2023	6,170	37.4	51.9	32.7	15.4			
	2022	6,155	38.8	56.3	32.6	11.0			
	2021	6,239	40.7	60.0	22.6	17.4			

Bolton

3	15	9	25	2	6	1	1	1	1	4	12
▼2		▼1		◆		▲1		▲1		▲1	

Council remains under no overall control

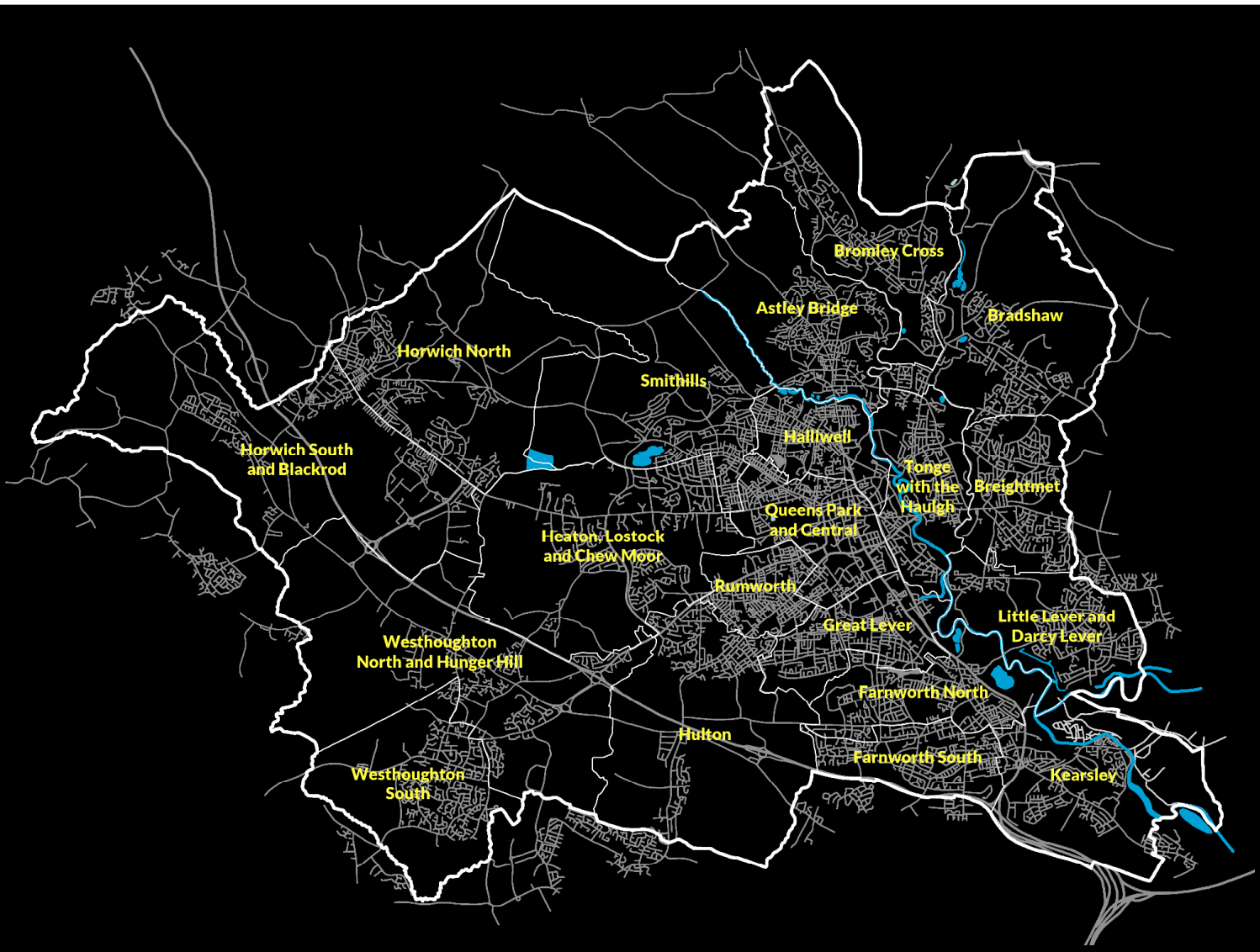

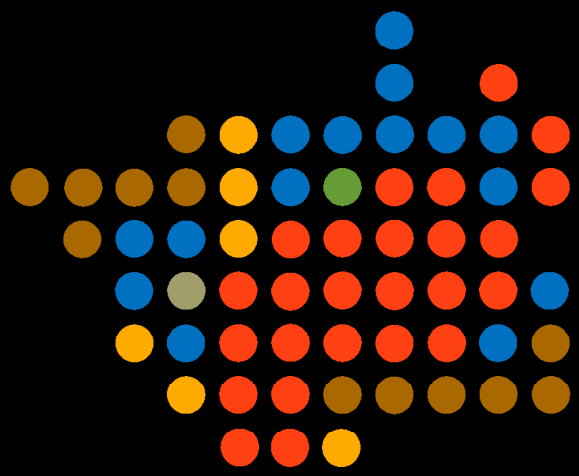

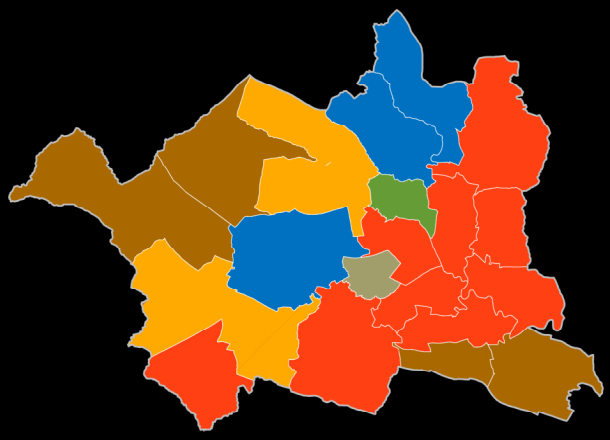

Electoral history of Bolton

	seats	%votes	seats	%votes	seats	%votes	seats	%votes	Total	Majority	
2024	15	20.4	25	34.4	6	7.9	14	37.3	20		
2023	17	30.8	26	36.7	6	9.6	11	23.0	60		
2022	23	34.9	19	38.8	5	10.0	13	16.3	20		
2021	21	38.0	18	35.5	5	9.6	16	16.9	20		
2019	20	28.6	24	31.3	5	12.7	11	27.3	20		
2018	19	32.6	31	39.0	3	14.2	7	14.1	20	2	●
2016	15	25.2	37	40.2	3	10.9	5	23.7	20	14	●
2015	14	28.2	40	39.4	3	7.4	3	25.1	20	20	●
2014	15	22.5	40	40.4	3	7.1	2	29.7	20	20	●
2012	16	28.7	41	51.8	3	12.3	0	7.2	20	22	●
2011	20	33.6	35	49.4	5	12.0	0	5.0	20	10	●
2010	22	33.8	30	39.4	8	21.3	0	5.4	20		
2008	23	41.8	27	32.4	9	20.3	1	5.4	20		
2007	22	39.8	26	36.5	12	19.7	0	4.1	20		
2006	21	40.1	23	37.7	16	18.9	0	3.2	20		
2004	19	35.7	20	31.2	21	30.1	0	3.0	60		
2003	19	32.6	27	35.9	14	29.7	0	1.8	20		
2002	16	33.4	31	40.2	13	23.6	0	2.8	20	2	●
2000	15	39.3	34	36.1	11	22.8	0	1.8	20	8	●
1999	10	30.7	41	46.5	9	21.0	0	1.8	20	22	●
1998	8	29.8	47	48.2	5	19.0	0	3.0	20	34	●
1996	6	25.0	48	54.1	6	19.6	0	1.3	20	36	●
1995	11	24.0	43	54.3	6	19.3	0	2.3	20	26	●
1994	15	24.7	37	52.9	6	22.3	2	0.2	20	14	●
1992	16	42.4	39	40.0	4	17.7	1	0.0	20	18	●
1991	14	34.0	42	44.2	3	19.4	1	2.4	20	24	●
1990	14	26.1	43	54.4	3	14.4	0	5.1	20	26	●
1988	16	33.5	39	47.5	5	16.0	0	1.9	20	18	●
1987	15	35.4	38	41.1	7	22.6	0	0.9	20	16	●
1986	16	31.4	38	45.7	6	22.7	0	0.3	20	16	●
1984	20	34.8	36	47.3	4	17.7	0	0.2	20	12	●
1983	22	37.0	36	43.4	2	18.5	0	1.1	20	12	●
1982	21	37.9	36	35.3	3	26.5	0	0.2	20	12	●
1980	20	41.8	39	48.8	1	7.5	0	1.9	60	18	●
1979	35	47.0	33	46.0	1	6.9	0	0.1	23	1	●
1978	45	50.9	23	42.1	1	4.7	0	2.3	23	21	●
1976	43	38.4	20	37.5	2	4.0	4	2.8	23	17	●
1975	42	56.7	23	32.6	3	8.4	1	2.3	23	15	●
1973	35	44.2	31	42.1	2	10.3	1	3.4	69	1	●

Ward history of Bolton

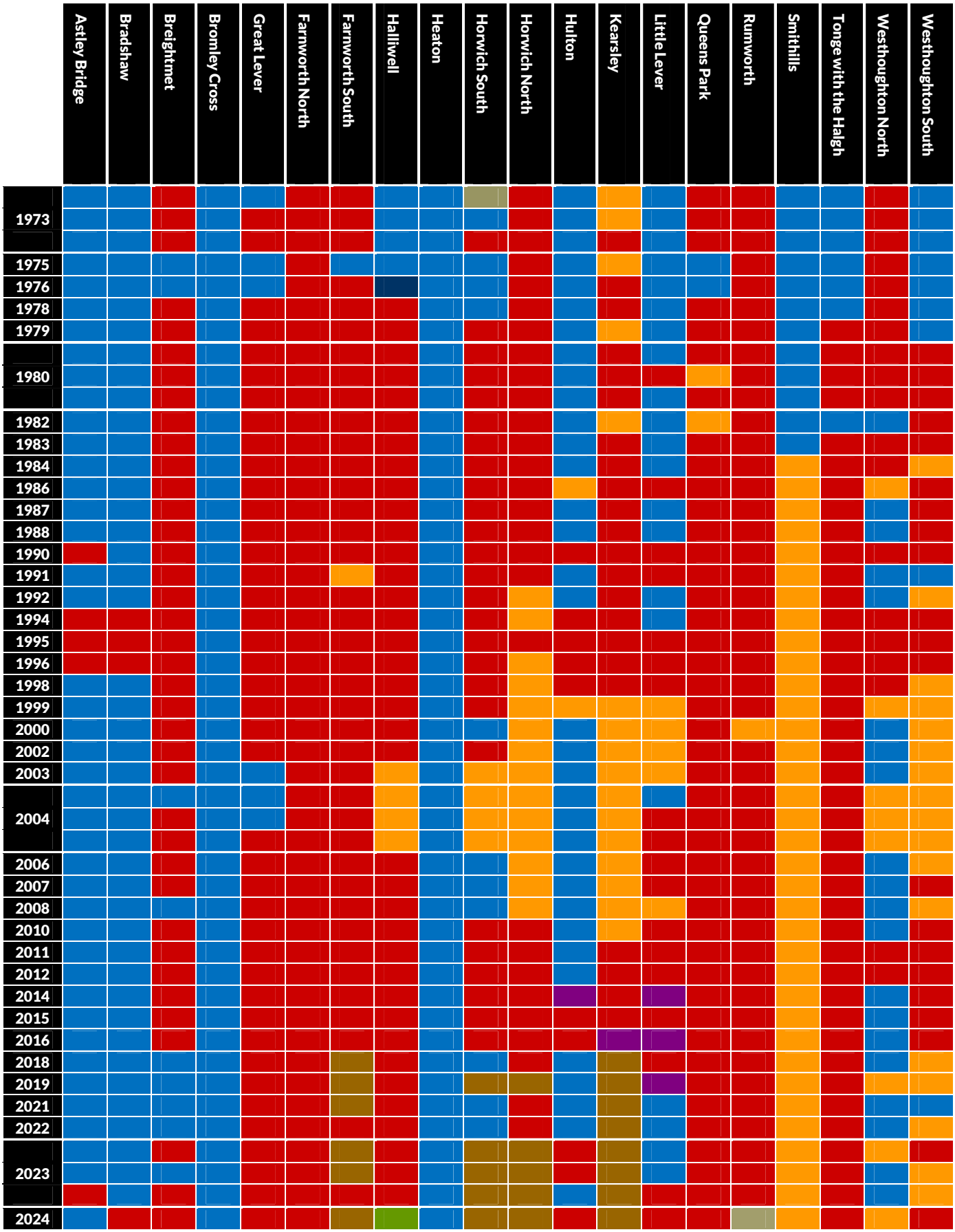

Bolton underwent ward boundary changes in 2023 so the changes in party vote share shown are with that year, not 2021

Astley Bridge
Bolton North East

Toby Hewitt	**Con**	**1,560**	**38.0**	**- 4.6**
*Kate E. Taylor	Lab	1,559	38.0	+ 1.5
Mark Devereux	Grn	555	13.5	+ 3.4
Mike Armstrong	Ref	433	10.5	+ 4.5

Bradshaw
Bolton North East

Jackie Schofield	**Lab**	**1,436**	**40.3**	**+ 7.0**
Ciaran Tully	Con	1,388	39.0	- 9.8
Sandra Harris	Ref	433	12.2	+ 3.6
Matthew T. Miller	Grn	177	5.0	
Becky Forrest	LD	125	3.5	- 5.8

Breightmet
Bolton North East

***Robert J. Morrisey**	**Lab**	**1,293**	**42.4**	**+ 0.9**
Becky Campbell	Con	1,130	37.1	- 5.5
Georgia Lloyd	Ref	425	13.9	+ 3.4
Wendy Shepherd	Grn	139	4.6	
Derek J. Gradwell	LD	60	2.0	- 2.8

Bromley Cross
Bolton North East

***Nadim Muslim**	**Con**	**1,763**	**46.3**	**- 2.7**
Ian P. Brown	Lab	1,359	35.7	+ 4.6
Amy Hare	Ref	368	9.7	+ 3.7
Lee C. Harrison	Grn	204	4.6	- 4.7
Peter J. Priest	LD	113	3.0	- 1.5

Farnworth North
Bolton South and Walkden

***Susan Haworth**	**Lab**	**908**	**32.7**	**- 27.5**
Mark W. Bailey	First	700	25.2	
Mazhar Iqbal	Con	520	18.7	+ 3.4
Dylan Evans	Ref	298	10.7	- 6.6
Philip Kochitty	Grn	278	10.0	+ 0.7
Jennifer L. Tonge	LD	71	2.6	- 1.5

Farnworth South
Bolton South and Walkden

Paula Connor-Bennett	**First**	**975**	**43.1**	**- 1.3**
*Champak Mistry	Lab	752	33.2	+ 0.2
Julie Pattison	Ref	292	12.9	- 1.5
Carol Forshaw	Con	105	4.6	- 0.3
Jordan Greenhalgh	Grn	105	4.6	
Andrew J. Tonge	LD	35	1.5	- 1.9

Great Lever
Bolton South and Walkden

***Karen Hon**	**Lab**	**1,521**	**48.4**	**- 8.4**
Mahboob Alom	Grn	1,009	32.1	+25.0
Tracey Earp	Ref	355	11.3	+ 7.1
Kalim Muslim	Con	259	8.2	- 21.3

Halliwell
Bolton North East

Hanif Alli	**Grn**	**1,523**	**45.1**	**+41.1**
*Kevin P. Morris	Lab	1,273	37.7	- 9.4
Norman Cryer	Ref	268	7.9	+ 3.1
Caroline Turner-Preece	LD	178	5.3	+ 2.6
Kubbar Alom	Con	132	3.9	- 37.4

Heaton, Lostock and Chew Moor
Bolton West

***Andy Morgan**	**Con**	**1,975**	**44.3**	**- 3.1**
Bill Lovat	Lab	1,120	25.1	- 1.3
Gordon Campbell	Ind	497	11.1	- 2.0
Jennifer Entwistle	Grn	358	8.0	
Graham McGreavy	Ref	319	7.2	+ 0.8
Paul Martin	LD	192	4.3	- 2.4

Horwich North
Bolton West

***Victoria E. Rigby**	**First**	**2,028**	**47.9**	**+ 6.4**
Kevin P. McKeon	Lab	1,401	33.1	+ 0.2
Michael Baines	Con	385	9.1	- 3.0
Glenys A. Johnson	Grn	150	3.5	- 2.8
Taylor Jones	Ref	140	3.3	- 0.5
Matt Turner-Allen	LD	126	3.0	- 0.4

Horwich North by-election

Charlotte C.M. Sears	**First**	**1,835**	**53.2**	
George Butler	Lab	1,117	32.4	
Hannah Wright	Con	319	9.3	
Stephen Tonge	Ref	128	3.7	
Scott Turner-Preece	LD	48	1.4	

Horwich South and Blackrod
Bolton West

***Samantha Williamson**	**First**	**1,507**	**48.4**	**+ 4.3**
Michael Jarvis	Lab	878	28.2	+ 8.6
Paul Norris	Con	404	13.0	- 6.4
Eddie Carr	Ref	138	4.4	+ 0.7
Helen Alker	Grn	109	3.5	- 3.2
Liz Turner-Allen	LD	77	2.5	- 0.1

Hulton
3% Bolton South & Walkden, 97% Bolton West

Fazeelah Khan	**Lab**	**1,213**	**29.9**	**- 9.1**
Shafi Patel	Con	824	20.3	- 8.1
*Derek J. Bullock	Ind	786	19.4	+ 9.3
Sajid Pathan	WP	546	13.4	
Rob Lowe	Ref	354	8.7	+ 0.9
Pete Hopkinson	Grn	231	5.7	- 4.4
Linda C. Maher	LD	108	2.7	- 1.9

Kearsley
Bolton South and Walkden

Sylvia M. Crossley	**First**	**1,225**	**49.9**	**+25.0**
*Melanie Livesey	Lab	853	34.8	+20.8
Dale Gregory	Ref	149	6.1	- 0.4
Glenys Ratcliffe	Con	142	5.8	- 1.7
Nadeem I. Jojo	Grn	52	2.1	
Charles Cooper	LD	32	1.3	+ 0.5

Little Lever and Darcy Lever
Bolton North East

***Liam Barnard**	**Lab**	**1,201**	**37.7**	**+ 9.3**
Fred Khan	Con	861	27.1	- 7.3
Sean C. Hornby	Ind	615	19.3	
Brett Varnam	Ref	393	12.4	- 0.3
Susan M. Martin	LD	112	3.3	+ 0.2

Queens Park and Central
75% Bolton North East, 25% Bolton South & Walkden

***Linda C. Thomas**	**Lab**	**1,256**	**43.7**	**- 24.0**
Omar Shafiq	WP	842	29.3	
Sandra Harvey	Ref	221	7.7	- 5.0
Martin McLoughlin	Grn	220	7.6	
Shahjahan Shah	Con	168	5.8	- 7.9
Rebekah S.M. Fairhurst	LD	94	3.3	- 2.6
Don Abraham Halliwell	Ind	76	2.6	

Rumworth
97% Bolton South & Walkden, 3% Bolton West

Ayyub C. Patel	**Ind**	**1,990**	**48.3**	
Hanif Adia	Lab	1,244	30.2	- 18.5
Alan Johnson	Grn	550	12.2	+ 5.4
Marcellus Mbah	Con	153	8.7	- 30.6
Colin D. Speakman	Ref	139	3.4	+ 0.1
Gillian E. Wroe	LD	48	1.2	- 0.8

Smithills
Bolton West

***Garry N. Veevers**	**LD**	**1,690**	**45.9**	**- 5.2**
Sorie Sesay	Lab	859	23.3	- 1.1
Vicki H. Attenborough	Grn	448	12.2	+ 4.2
Helen Shaw	Ref	365	9.9	+ 4.7
Raymond K. Ndokwo	Con	319	8.7	- 2.7

Tonge with the Haulgh
Bolton North East

***Emily G.A. Mort**	**Lab**	**1,300**	**44.8**	**- 3.5**
Trevor Jones	Ref	827	28.5	
Emma Meen	Con	465	16.0	- 8.7
Alexander J. McAllister	Grn	200	6.9	
Frank Harasiwka	LD	113	3.9	- 1.7

Westhoughton North and Hunger Hill
Bolton West

Deirdre J. McGeown	**LD**	**1,137**	**33.8**	**+ 4.5**
Colin Higson	Con	842	25.1	- 4.9
Karen Millington	Lab	776	23.1	+ 3.5
Jennifer Armstrong	Ref	314	12.0	+ 6.7
Jill A. Reynolds	First	189	5.6	- 5.3
Charlie Barrett	Grn	102	3.0	- 1.8

Westhoughton South
Bolton West

John S. McHugh	**Lab**	**1,146**	**35.2**	**+ 3.5**
*Neil Maher	LD	1,029	31.6	- 0.6
Cathryn Norris	Con	410	12.6	- 6.4
Dave Price	Ref	292	9.0	+ 2.6
Jack Speight	First	196	6.0	- 4.6
Richard A. Bates	UKIP	98	3.0	
Heather Rylance	Grn	88	2.7	

Summary of results: Bolton

	Year	Elec	%Poll	Con	Lab	LD	Grn	First	Ref	Ind	Other
Astley Bridge	2024	11,557	35.8	38.0	38.0		13.5		10.5		
	2023	11,442	35.2	42.6	36.5	4.8	10.1		6.0		
	2022	10368	34.2	49.4	33.8	6.6	7.2		3.0		
	2021	10,476	40.1	60.0	23.9	9.0					7.2
Bradshaw	2024	9,589	37.4	39.0	40.3	3.5	5.0		12.2		
	2023	9,574	35.0	48.8	33.3	9.3			8.6		
	2022	8,992	36.6	52.5	32.6	9.2			5.8		
	2021	8,994	41.3	68.8	22.8	2.6	5.8				
Breightmet	2024	10,807	28.4	37.1	42.4	2.0	4.6		13.9		
	2023	10,705	28.8	41.5	42.6	4.8			11.1		
	2022	9,742	31.6	49.1	39.4	4.1			7.4		
	2021	9,728	33.2	49.2	38.1	1.9	2.7				8.2
Bromley Cross	2024	9,853	38.8	46.3	35.7	3.0	4.6		9.7		
	2023	9,742	37.3	49.0	31.1	4.5	9.3		6.0		
	2022	10,392	39.2	56.4	30.2	4.3	4.6		4.5		
	2021	10,458	42.8	61.7	28.3	3.7	6.3				
Farnworth North	2024	10,163	27.6	18.7	32.7	2.6	10.0	25.2	10.7		
	2023	9,912	29.2	15.3	60.2	4.1	9.3		17.3		
Harper Green	2022	10,283	31.4	17.7	57.0	2.3		17.5	5.6		
	2021	10,247	34.2	26.4	45.0	1.1	3.7				23.8
Farnworth South	2024	9,601	23.7	4.6	33.2	1.5	4.6	43.1	12.9		
	2023	9,536	25.1	4.9	33.0	3.4		44.4	14.4		
Farnworth	2022	10,994	26.8	7.4	47.9	1.8		38.1	4.9		
	2021	10,974	30.4	8.4	40.2	1.8					49.6
Great Lever	2024	11,786	27.0	8.2	48.4		32.1		11.3		
	2023	11,377	36.5	29.5	56.8	2.5	7.1		4.2		
	2022	10,736	26.7	17.9	68.3	3.7	4.9		5.2		
	2021	10,408	35.8	32.3	58.0	3.6	6.1				
Halliwell	2024	10,547	32.5	3.9	37.7	5.3	45.1		7.9		
	2023	10,329	40.9	41.3	47.1	2.7	4.0		4.8		
Crompton	2022	11,586	25.8	44.9	45.7	4.4			5.0		
	2021	11,491	36.4	31.8	54.6	3.8	3.0				6.8
Heaton, Lostock & Chew Moor	2024	11,187	40.1	44.3	25.1	4.3	8.0		7.2	11.1	
	2023	11,189	40.4	47.4	26.4	6.7			6.4	13.1	
Heaton and Lostock	2022	10,745	40.9	52.3	27.4	6.3			13.9		
	2021	10,769	45.9	57.0	28.9	9.9	4.2				

	Year	Elec	%Poll	Con	Lab	LD	Grn	First	Ref	Ind	Other
Horwich North	2024	11,227	36.1	9.1	33.1	3.0	3.5	47.9	3.3		
	2023	11,093	36.4	12.1	32.9	3.4	6.3	41.5	3.8		
Horwich North East	2022	10,023	37.5	17.1	38.0	5.6	3.5	34.6	1.1		
	2021	10,012	40.3	15.4	35.1	19.8	2.9				26.8
Horwich South and Blackrod	2024	9,862	31.7	13.0	28.2	2.5	3.5	48.4	4.4		
	2023	9,685	33.2	19.4	19.6	2.6	6.7	44.1	3.7		
Horwich and Blackrod	2022	10,980	34.2	32.0	30.1	1.9	4.1	30.5	1.2		
	2021	10,901	36.3	32.6	28.6	2.0	3.8				33.0
Hulton	2024	10,929	37.5	20.3	29.9	2.7	5.7		8.7	19.4	13.4
	2023	10,528	32.8	38.4	39.0	4.6	10.1		7.8		
	2022	10,186	31.6	44.4	37.2	5.6	7.5		5.3		
	2021	10,202	37.2	44.9	28.5	1.8	22.8				2.0
Kearsley	2024	9,313	26.4	5.8	34.8	1.3	2.1	49.9	6.1		
	2023	9,192	26.3	7.5	14.0	0.8		24.9	6.5		46.2
	2022	10,560	27.5	8.3	20.4	1.2		24.6	7.6		37.9
	2021	10,614	32.4	17.6	15.5	14.5					52.3
Little Lever and Darcy Lever	2024	9,679	33.0	27.1	37.7	3.3			12.4	19.3	
	2023	9,591	31.3	34.4	28.4	3.1		21.4	12.8		
	2022	9,665	33.9	37.9	24.7	3.2		19.3	14.8		
	2021	9,766	37.0	45.4	32.4		4.4				17.8
Queens Park and Central	2024	10,354	27.5	5.8	43.7	3.3	7.6		7.7	2.6	29.3
	2023	9,818	24.5	13.7	67.7	5.9			8.5		4.2
Halliwell	2022	9,393	22.0	11.7	72.5	4.4			5.5	3.2	
	2021	9,313	31.2	18.4	73.4	1.9	3.6	2.7			
Rumworth	2024	11,644	35.8	8.7	30.2	1.2	12.2		3.4	48.3	
	2023	11,436	43.6	39.3	48.7	2.0	6.8		3.3		
	2022	10,249	35.8	35.5	55.2	1.5	6.2		1.7		
	2021	10,240	37.5	28.9	63.6	2.4	5.1				
Smithills	2024	10,677	34.7	8.7	23.3	45.9	12.2		9.9		
	2023	10,503	34.7	11.4	24.4	51.1	8.0		5.2		
	2022	10,481	36.4	16.1	25.7	50.7	2.7		4.8		
	2021	10,508	37.4	22.6	25.2	44.2	3.4				4.5
Tonge with the Haulgh	2024	11,446	25.3	16.0	44.8	3.9	6.9		28.5		
	2023	11,238	25.1	24.7	48.3	5.6			17.5		3.9
	2022	9,346	30.9	38.3	44.8	3.0			13.9		
	2021	9,248	30.9	39.6	44.9	2.9					12.6
Westhoughton North	2024	10,405	32.4	25.1	23.1	33.8	3.0	5.6	12.0		
and Hunger Hill	2023	10,209	32.4	30.0	19.6	29.3	4.8	10.9	5.3		
Westhoughton North	2022	11,078	35.0	42.7	16.7	32.8		5.7	2.2		
and Chew Moor	2021	11,034	37.8	46.6	15.7	29.0	2.6				6.1
Westhoughton South	2024	10,470	31.3	12.6	35.2	31.6	2.7	6.0	9.0		3.0
	2023	10,292	31.1	19.0	31.7	32.2		10.6	6.4		
	2022	9,966	34.2	30.8	29.5	32.7		4.1	2.8		
	2021	10,005	35.3	36.0	24.9	27.3	2.6				9.2

Bradford

4 ▼3	13	10 ▼8	48	3 ◆	5	4 ▲2	10	9 ▲9	14

Labour retains control - majority: 6 seats

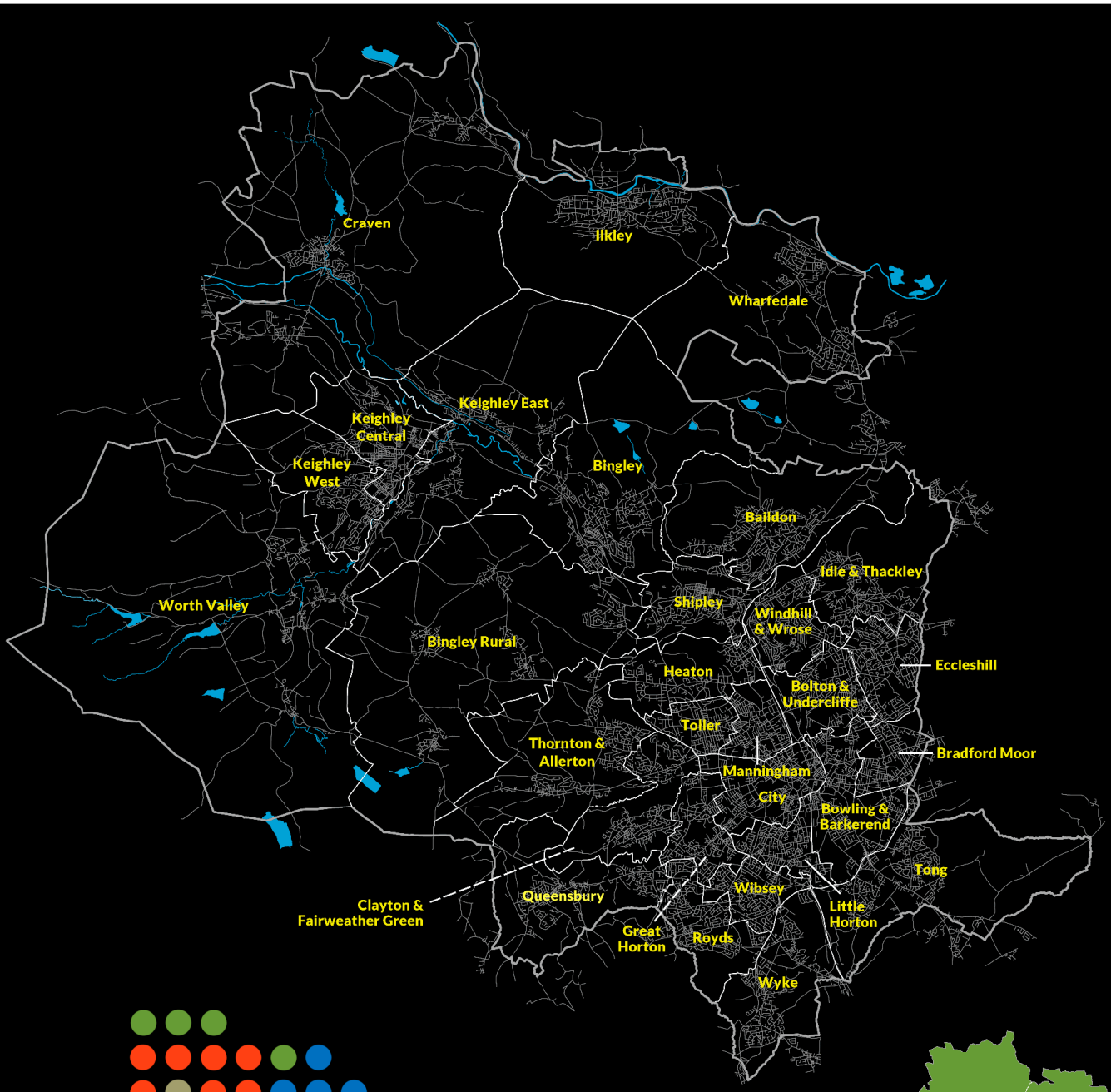

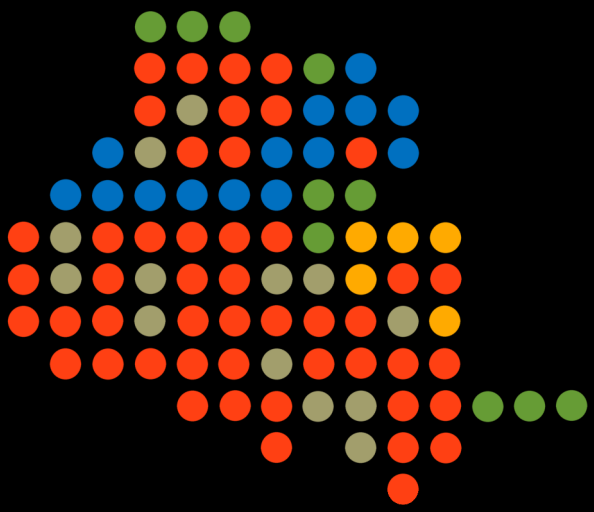

Electoral history of Bradford

	seats	%votes	seats	%votes	seats	%votes	seats	%votes	Total	Majority	
2024	13	19.7	48	32.6	5	7.3	24	40.4	30	6	●
2023	16	24.1	56	47.1	5	8.6	12	20.3	30	23	●
2022	21	25.3	52	43.1	6	9.1	11	22.5	30	14	●
2021	26	30.5	51	40.5	8	7.7	5	21.3	30	12	●
2019	23	24.3	51	45.6	9	10.5	7	19.6	30	12	●
2018	22	27.5	52	51.9	9	9.7	7	11.0	30	14	●
2016	21	21.8	49	39.9	10	12.1	10	26.1	30	8	●
2015	23	27.9	46	38.3	9	9.2	12	21.8	30	2	●
2014	21	19.8	46	41.0	8	11.2	15	28.0	30	2	●
2012	24	23.4	45	37.6	8	13.5	13	25.5	30		
2011	29	32.3	44	44.9	11	13.2	6	9.6	30		
2010	32	32.8	39	35.1	14	21.9	5	10.2	30		
2008	35	37.1	36	28.9	14	21.9	5	12.3	30		
2007	32	33.0	39	30.4	14	19.6	5	17.1	30		
2006	33	31.6	36	30.4	14	21.1	7	16.9	30		
2004	38	31.7	29	26.9	15	23.3	8	18.0	90		
2003	36	32.6	36	30.4	14	23.4	4	5.6	30		
2002	38	38.5	38	38.4	12	16.6	2	6.5	30		
2000	37	43.7	41	34.4	11	15.5	1	6.5	30		
1999	26	39.7	54	38.3	10	16.8	0	5.2	30	18	●
1998	18	38.6	65	41.3	7	16.4	0	3.8	30	40	●
1996	13	31.8	71	49.4	6	16.3	0	2.4	30	52	●
1995	27	28.5	59	54.4	4	13.8	0	3.2	30	28	●
1994	35	29.4	51	50.6	4	17.0	0	3.1	30	12	●
1992	38	47.3	50	38.1	2	11.5	0	3.1	30	10	●
1991	35	38.6	53	43.8	2	15.2	0	2.6	30	16	●
1990	40	36.1	48	50.5	2	9.1	0	4.4	30	6	●
1988	44	43.6	44	43.2	2	20.8	0	3.6	30		
1987	38	40.4	49	35.2	3	20.8	0	3.6	30	8	●
1986	36	34.9	51	44.6	3	19.9	0	0.6	30	12	●
1984	44	38.6	40	44.9	6	16.4	0	0.2	30		
1983	43	40.2	41	39.7	6	20.0	0	0.2	30		
1982	42	38.7	42	32.7	6	28.1	0	0.5	30		
1980	37	41.4	50	46.2	3	10.9	0	1.6	90	10	●
1979	51	44.5	28	46.1	4	9.3	0	0.1	31	19	●
1978	60	49.2	28	38.8	4	8.8	1	3.2	31	27	●
1976	61	48.6	27	34.3	5	7.9	0	9.3	31	29	●
1975	57	50.9	28	31.6	8	11.9	0	5.7	31	21	●
1973	53	42.9	31	36.8	9	12.5	0	7.8	93	13	●

Ward history of Bradford

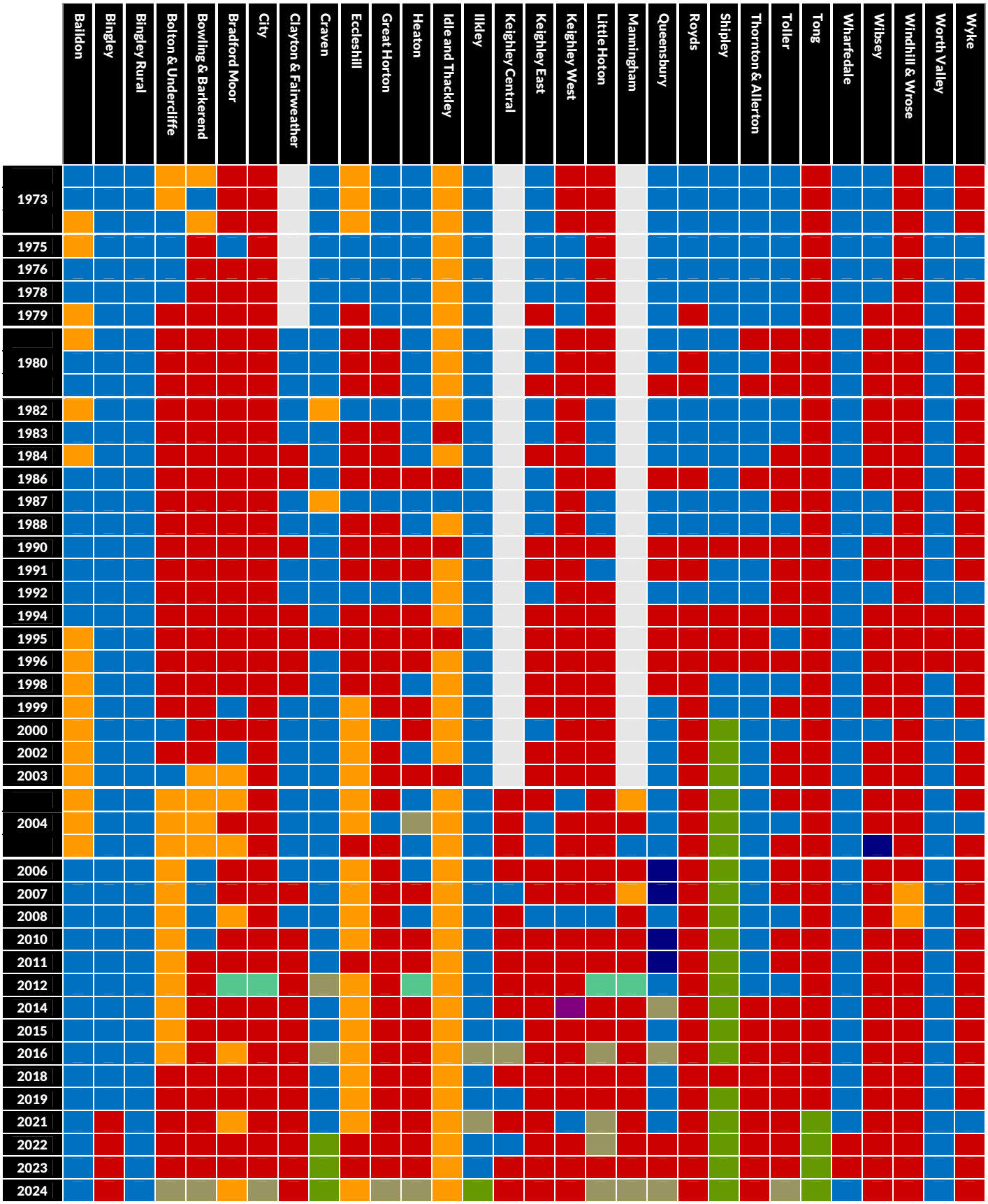

Baildon
Shipley

***Debbie Davies**	**Con**	**2,275**	**45.2**	**- 16.4**
Gill Dixon	Lab	1,922	38.2	+10.4
Joe Ashton	Ind	490	9.7	
Carl A. Dunk	Grn	229	4.5	- 3.4
David J. Wilkinson	LD	117	2.3	- 0.4

Bingley
Shipley

***Marcus P. Dearden**	**Lab**	**3,705**	**61.7**	**+13.8**
Paul Golding	Con	1,690	28.1	- 15.8
Rachael K. Drucquer	Grn	398	6.6	+ 0.1
Peter S. Russell	LD	212	3.5	+ 1.8

Bingley Rural
Shipley

Geoff Winnard	**Con**	**2,528**	**50.2**	**- 7.2**
Jenny Kimber	Lab	1,723	34.2	+13.0
Brian Newham	Grn	548	10.9	+ 1.5
Helen Baranowski	LD	239	4.7	- 2.3

Bolton and Undercliffe
Bradford East

GAIN

David Ward	**Ind**	**1,432**	**43.0**	**+ 8.7**
*Simon M. Cunningham	Lab	1,169	35.1	- 9.6
Wendy Harrison	Con	284	8.5	- 7.3
Bruce M. Gullan	Grn	227	6.8	+ 2.4
Wendy Barras	Yorks	182	5.5	
Tom E. Gibson	TUSC	37	1.1	+ 0.3

Bowling and Barkerend
Bradford East

GAIN

Ismail Uddin	**Ind**	**1,551**	**40.1**	
*Hassan U. Khan	Lab	1,332	34.4	- 9.8
Andy Rickford	Grn	282	7.3	+ 2.8
Ali Jamal	Con	259	6.7	-36.1
Howard Middleton	LD	228	5.9	- 2.6
Kyle M. Wood	Yorks	219	5.7	

Bradford Moor
Bradford East

***Riaz Ahmed**	**LD**	**2,052**	**52.6**	**+ 9.0**
Margaret Alipoor	Lab	1,179	30.2	- 9.6
Andrew N. Wood	Grn	494	12.7	+10.5
Darren J. Longhorn	Yorks	110	2.9	
Tkay Shana	Con	68	1.7	- 0.5

City
Bradford West

GAIN

Rizwan Saleem	**Ind**	**2,224**	**52.5**	
*Aneela Ahmed	Lab	1,448	34.2	- 29.6
Mateusz Tadych	Grn	300	7.1	- 0.2
Peter Kirk	Con	267	6.3	- 1.5

Clayton and Fairweather Green
Bradford West

Mozalfa Ilyas	**Lab**	**1,369**	**40.9**	**- 15.1**
Kate Lawton	Con	720	21.5	- 10.9
Sharat Hussain	Ind	661	19.8	
Susan E. Hassell	Grn	369	11.0	+ 2.8
Steven M. Cotterill	LD	225	6.7	+ 3.3

Craven
Keighley

GAIN

Neil C. Whittaker	**Grn**	**2,455**	**41.3**	**+14.4**
George W. Buckley	Con	2,288	38.5	+ 6.5
Andrew M.J. Knight	Lab	736	12.4	- 5.2
Peter J. Kaye	Yorks	299	5.0	- 1.8
Leo A. Robinson	UKIP	110	1.8	
Paul M. Mann	LD	59	1.0	- 0.4

Eccleshill
Bradford East

***Brendan R. Stubbs**	**LD**	**1,211**	**35.3**	**- 0.6**
Vera Martin	Lab	1,163	33.9	- 0.4
Ur Rasool	Con	414	12.1	- 2.2
Sophie F. Vanicat	Grn	293	8.5	+ 3.3
Jonathan D.S. Barras	Yorks	288	5.5	- 4.7
Laura Fretwell	TUSC	66	0.6	

Great Horton
Bradford South

GAIN

Sirferaz Saddiq	**Ind**	**1,692**	**41.8**	
*Abdul Jabar	Lab	1,453	35.9	- 33.5
Sangeeta K. Khan	Con	269	6.7	- 10.1
William J. Grant	Yorks	248	6.1	
Steven G. Prosser	Grn	231	5.7	- 2.2
Sarah M. Moses	LD	151	3.7	- 2.2

Heaton
Bradford West

GAIN

Ishtiaq Ahmed	**Ind**	**2,183**	**41.4**	
Khalid Mahmood	Grn	1,544	29.3	+17.5
*Ibrar Hussain	Lab	1,245	23.6	- 49.2
Stephen M. Butler	Con	296	5.6	- 7.0

Idle and Thackley
Bradford East

***Alun O. Griffiths**	**LD**	**2,499**	**60.3**	**+10.8**
Gareth Logan	Lab	881	21.3	- 1.3
Lara J. Barnes	Yorks	309	7.5	
Shihab-ud-deen Basit	Con	243	5.9	- 16.7
Tess Lawrence	Grn	210	5.1	- 2.4

Ilkley
Keighley

Ros Brown	**Grn**	**2,414**	**37.7**	**+11.8**
Joanne Sugden	Con	2,247	35.1	+ 7.7
*Anne G. Hawkesworth		988	15.4	- 14.1
Michael A. Baldwin	Lab	694	10.8	- 4.1
John Briggs	LD	58	0.9	- 1.5

Keighley Central
Keighley

***Mohsin Hussain**	**Lab**	**2,902**	**51.5**	**+ 2.7**
Vaz Shabir	Ind	1,889	33.5	
Clare A. Abberton	Con	498	8.8	- 6.4
Peter A. Ferguson	Grn	234	4.2	+ 0.5
Nick Allon	LD	115	2.0	+ 0.4

Keighley East
Keighley

Fulzar Ahmed	**Lab**	**1,561**	**37.6**	**- 10.5**
Jenna Ambler	Con	1,383	33.3	- 6.8
Nasser Razak	Ind	491	11.1	
Duncan N.S. Hunnisett	Grn	362	8.7	+ 4.0
Pauline H. Allon	LD	296	7.1	+ 5.4
Alexander R. Vann	SDP	58	1.4	+ 1.2

Keighley West
Keighley

GAIN

Joe O'Keefe	**Lab**	**1,238**	**39.7**	**- 0.6**
*Julie Glentworth	Con	968	31.0	- 9.5
Adria S. Farley	Grn	448	14.4	+11.3
Andrew M. Judson	Ref	297	9.5	
Dominic J. Atlas	Yorks	113	3.6	- 1.2
David J. Hewitt	LD	57	1.8	+ 0.1

Little Horton
91% Bradford East, 9% Bradford South

***Talat Sajawal**	**Ind**	**2,755**	**68.5**	**+13.2**
Andrew Mawson	Lab	769	19.1	- 17.6
Nurjahan A. Arobi	Grn	220	5.5	+ 3.8
Elizabeth C. Bell	Con	150	3.7	- 0.4
Bob Buxton	Yorks	129	3.2	

Manningham
Bradford West

GAIN

Muhammed A. Islam	**Ind**	**4,100**	**76.8**	
*Adil S. Hussain	Lab	899	16.8	- 60.7
Anne B. Fetherston	Grn	193	3.6	- 2.2
Harry A. N. Burns	Con	144	2.7	- 1.8

Queensbury
Bradford South

***Luke Majkowski**	**Ind**	**2,130**	**53.6**	
Mobeen Hussain	Lab	919	23.1	- 6.9
Adam L. Paterson	Con	574	14.4	- 41.0
Eithne Dodwell	Grn	279	7.0	- 3.7
Mary Whitrick	LD	71	1.8	+ 0.1

Royds
Bradford South

***Andrew Thornton**	**Lab**	**1,417**	**50.6**	**+ 1.2**
Richard M. Hainsworth	Ref	478	17.1	
Ekoumba B. Emmanuel	Con	391	14.0	- 21.4
Michael J. Daw	Grn	374	13.4	+ 7.6
Ines L. Riach	LD	140	5.0	+ 0.8

Shipley
Shipley

***Martin J. Love**	**Grn**	**3,251**	**63.6**	**+ 3.5**
Jane R. Elgar	Lab	1,064	20.8	- 1.4
Qais Hussain	Con	361	7.1	- 5.3
Nagbea	Ind	206	4.0	
Phill Moncaster	Ref	166	3.2	
Nicholas A. Errington	LD	66	1.3	- 0.6

Thornton and Allerton
Bradford West

***Beverley Mullaney**	**Lab**	**1,721**	**45.4**	**- 10.1**
Robert G. Goulding	Con	761	20.1	- 11.0
Qamar Ahmed	Ind	665	17.5	
Anthea L. Griffiths	LD	342	9.0	+ 2.0
Ismena C. Sorrell	Grn	304	8.0	+ 1.6

Toller
Bradford South

Atira Malik	**Ind**	**2,548**	**52.6**	
*Arshad Hussain	Lab	1,665	34.4	- 53.0
Brian R. Ford	Grn	453	9.4	- 3.2
Jonty Sharp	Con	175	3.6	

Tong
Bradford South

***Matt Edwards**	**Grn**	**1,620**	**60.6**	**+13.9**
Sharon Ratcliffe	Lab	707	26.4	- 8.8
Gladys A. Lum	Con	183	6.8	- 9.2
David J. R. Herdson	Yorks	97	3.6	
Susan A. Elliott	LD	68	2.5	

Wharfedale
Shipley

***Bob Felstead**	**Con**	**1,913**	**41.1**	**- 2.4**
Bernard J. O'Connor	Lab	1,846	39.7	+20.0
Chris Turner	Grn	418	15.1	- 2.5
Jamie L. Needle	LD	328	7.0	- 12.2
Rachel Martins	Yorks	148	3.2	

Wibsey
Bradford South

Faiz Ilyas	**Lab**	**913**	**31.7**	**- 21.7**
Nick J. Peterken	Ind	766	26.4	
Alexander T. Radice	Grn	435	15.1	+ 9.0
Stacey Head	Yorks	367	12.7	
Owais Rajput	Con	296	10.3	- 22.2
Suzanne J. Lubenko	LD	105	3.6	- 4.4

Windhill and Wrose
Shipley

***Alex Ross-Shaw**	**Lab**	**1,551**	**51.6**	**+ 4.5**
James A. Gill	Con	728	24.2	- 14.5
John Wood	Grn	388	12.9	+ 4.6
Gillian Thorne	LD	340	11.3	+ 5.5

Worth Valley
Keighley

***Russell Brown**	**Con**	**2,327**	**56.4**	**- 3.3**
Ashwaan Joomun-Whitehead	Lab	1,309	31.7	+13.6
Alyson C. Telfer	Grn	328	7.9	- 2.8
Kay Kirkham	LD	165	4.0	- 2.8

Wyke
Bradford South

Tom Hughes	**Lab**	**1,157**	**43.3**	**+ 4.2**
Malcolm A. McLean	Con	544	20.3	- 24.0
Ian Walker	Ref	365	13.6	+12.0
Darren J. Parkinson	Grn	218	8.2	+ 2.9
Kevin A. Hall	LD	200	7.5	+ 4.0
James G. Lewthwaite	BDP	190	7.2	+ 1.0

Summary of results: Bradford

	Year	Elec	%Poll	Con	Lab	LD	Grn	Ind	Other
Baildon	2024	11,910	42.4	45.2	38.2	2.3	4.5	9.7	
	2023	11,969	40.6	44.5	41.4	4.8	5.0		4.4
	2022	12,089	40.1	46.6	38.2	7.0	8.2		
	2021	12,195	44.3	61.6	27.8	2.7	7.9		
Bingley	2024	14,007	43.2	28.1	61.7	3.5	6.6		
	2023	14,037	42.6	39.7	46.9	4.0	9.4		
	2022	14,241	44.7	41.1	49.2	3.1	6.7		
	2021	14,278	49.8	43.9	47.9	1.7	6.5		
Bingley Rural	2024	14,703	34.6	50.2	34.2	4.7	10.9		
	2023	14,607	36.1	46.8	23.0	3.7	8.2	18.3	
	2022	14,764	35.7	39.9	25.7	5.3	10.1	19.0	
	2021	14,889	40.3	57.4	21.2	7.0	9.4	5.0	
Bolton & Undercliffe	2024	12,257	27.6	8.5	35.1		6.8	43.0	6.6
	2023	12,049	28.7	8.6	59.9	18.0	4.9		8.6
	2022	11,966	27.1		43.8	38.0	6.0		12.2
	2021	12,032	31.6	15.8	44.7		4.4	34.3	0.8
Bowling & Barkerend	2024	13,976	27.9	6.7	34.4	5.9	7.3	40.1	5.7
	2023	13,726	24.8	7.3	77.1	8.6	5.3		4.3
	2022	13,729	32.0	42.5	44.4	4.8	5.1	3.2	
	2021	13,799	33.6	42.8	44.2	8.5	4.5		
Bradford Moor	2024	13,344	29.6	1.7	30.2	52.6	12.7		2.9
	2023	13,064	35.9	4.1	56.0	37.1	1.4		1.5
	2022	12,949	35.6	2.5	53.9	40.7	2.9		
	2021	13,032	35.9	14.4	39.8	43.6	2.2		
City	2024	15,572	27.4	6.3	34.2		7.1	52.5	
	2023	14,427	22.1	11.0	79.1		10.0		
	2022	13,620	23.6		81.7		18.3		
	2021	12,574	31.9	7.8	63.8		7.3	21.1	
Clayton and Fairweather Green	2024	12,105	28.0	21.5	40.9	6.7	11.0	19.8	
	2023	11,966	25.1	19.2	69.3	3.8	7.6		
	2022	12,078	28.7	30.3	54.9	6.0	8.8		
	2021	12,117	30.6	32.4	56.0	3.4	8.2		
Craven	2024	14,155	42.1	38.5	12.4	1.0	41.3		6.8
	2023	14,064	40.7	32.1	12.2	1.3	49.5		4.9
	2022	14,003	44.0	40.4	8.9	2.0	44.1		4.7
	2021	14,022	44.9	32.0	17.6	1.4	26.9	15.2	6.8
Eccleshill	2024	13,229	26.1	12.1	33.9	35.3	8.5		6.1
	2023	12,921	26.2	13.9	43.1	34.9	3.6		4.5
	2022	12,866	26.0		44.2	40.1	4.4	2.1	9.3
	2021	12,906	27.1	14.3	34.3	35.9	5.2		10.2
Great Horton	2024	11,837	34.4	6.7	35.9	3.7	5.7	41.8	6.1
	2023	11,570	29.3	10.4	70.2	4.6	4.0	7.5	3.3
	2022	11,480	28.6	12.9	76.6	4.5	6.1		
	2021	11,513	35.7	16.8	69.4	5.9	7.9		
Heaton	2024	12,809	41.5	5.6	23.6		29.3	41.4	
	2023	12,529	38.8	3.5	58.4	1.5	36.6		
	2022	12,391	36.5	7.7	46.3	3.5	42.5		
	2021	12,247	34.3	12.6	72.8	2.8	11.8		
Idle & Thackley	2024	13,406	29.6	5.9	21.3	60.3	5.1		7.5
	2023	13,348	31.7	9.6	19.1	63.7	3.8		3.8
	2022	13,501	32.2	16.1	22.8	53.5	4.2		3.4
	2021	13,560	34.5	22.6	20.4	49.5	7.5		
Ilkley	2024	11,900	54.1	35.1	10.8	0.9	37.7	15.4	
	2023	11,949	53.4	41.9	15.4	3.4	39.3		
	2022	12,131	52.4	35.0	19.5	3.7	33.5	8.2	
	2021	12,232	58.0	27.4	14.9	2.4	25.9	29.5	
Keighley Central	2024	12,571	45.2	8.8	51.5	2.0	4.2	33.5	
	2023	12,448	51.2	36.0	49.3	1.3	2.8	10.5	
	2022	12,410	52.0	48.5	44.6	2.4	2.5		2.0
	2021	12,252	57.4	15.2	48.8	1.6	3.7	30.7	

	Year	Elec	%Poll	Con	Lab	LD	Grn	Ind	Other
Keighley East	2024	12,516	33.5	33.3	37.6	7.1	8.7	11.1	1.4
	2023	12,480	31.8	36.2	51.2	4.7	6.9		0.9
	2022	12,480	35.6	29.3	57.8	3.6	6.0	3.1	0.2
	2021	12,499	39.4	40.1	48.1	1.7	4.7		5.5
Keighley West	2024	11,832	26.6	31.0	39.7	1.8	14.4		13.1
	2023	11,815	27.2	45.5	47.3	4.0	3.2		
	2022	11,900	28.9	36.6	43.9	1.6	2.9	10.4	4.6
	2021	12,002	32.2	40.5	40.3	1.7	3.1	4.2	10.2
Little Horton	2024	12,322	32.9	3.7	19.1		5.5	68.5	3.2
	2023	12,088	26.9	3.9	85.7	2.8	3.2		4.3
	2022	12,043	40.3	36.6	43.9	1.6	2.9	10.4	4.6
	2021	12,071	42.3	4.1	37.7	1.2	1.7	55.3	
Manningham	2024	12,681	42.3	2.7	16.8		3.6	76.8	
	2023	12,254	40.1	1.8	50.9		3.4	43.8	
	2022	12,158	36.0	2.6	40.2	3.0	1.7	52.6	
	2021	12,283	31.5	4.5	77.5	12.2	5.8		
Queensbury	2024	12,455	32.0	14.4	23.1	1.8	7.0	53.6	
	2023	12,452	27.5	24.9	35.3	2.5	6.7	30.5	
	2022	12,575	29.1	3.1	55.1		4.6	37.3	
	2021	12,661	31.9	55.0	30.0	1.7	10.7		2.6
Royds	2024	12,194	23.2	14.0	50.6	5.0	13.4		17.1
	2023	12,180	22.1	22.1	63.9	4.6	9.4		
	2022	12,414	24.2	26.8	35.2	1.8	4.3	30.9	1.0
	2021	12,506	26.7	35.4	49.4	4.2	5.8	5.3	
Shipley	2024	11,742	43.9	7.1	20.8	1.3	63.6	4.0	3.2
	2023	11,618	43.0	8.5	24.9	2.0	64.6		
	2022	11,725	45.1	8.0	21.3	1.7	64.6	0.8	3.5
	2021	11,917	47.8	12.4	22.2	1.9	60.1		3.4
Thornton & Allerton	2024	12,798	30.0	20.1	45.4	9.0	8.0	17.5	
	2023	12,592	28.6	20.7	61.8	8.5	9.0		
	2022	12,707	30.3	25.2	60.2	8.0	6.6		
	2021	12,827	33.9	31.1	55.5	7.0	6.4		
Toller	2024	13,266	36.8	3.6	34.4		9.4	52.6	
	2023	13,102	29.8	8.4	82.4		9.1		
	2022	13,103	35.2	4.7	80.7	1.4	5.3	7.9	
	2021	13,070	32.4		87.4		12.6		
Tong	2024	12,601	21.5	6.8	26.4	2.5	60.6		3.6
	2023	12,612	20.6	8.6	25.2	3.6	59.8		2.9
	2022	12,708	23.4	9.3	36.6	2.4	51.7		
	2021	12,793	26.6	16.0	35.2		46.7		2.0
Wharfedale	2024	9,661	48.5	41.1	39.7	7.0	15.1		3.2
	2023	9,556	45.8	38.8	39.4	9.6	12.2		
	2022	9,546	49.0	39.5	30.8	18.1	11.6		
	2021	9,606	53.3	43.5	19.7	19.2	17.6		
Wibsey	2024	10,633	23.8	10.3	31.7	3.6	15.1	26.4	12.7
	2023	10,650	24.8	20.8	55.9	14.3	4.6		4.4
	2022	10,739	30.2	19.8	41.7	8.6	5.4	24.5	
	2021	10,904	29.9	32.5	53.4	8.0	6.1		
Windhill & Wrose	2024	11,323	27.0	24.2	51.6	11.3	12.9		
	2023	11,346	26.9	24.8	60.4	7.9	7.0		
	2022	11,469	29.1	27.7	55.2	7.4	9.7		
	2021	11,556	31.3	38.7	47.1	5.8	8.3		
Worth Valley	2024	10,937	38.2	56.4	31.7	4.0	7.9		
	2023	10,911	37.5	59.2	31.7	4.5	4.6		
	2022	11,072	39.1	54.1	30.8	4.9	10.2		
	2021	11,164	42.1	59.7	18.1	6.8	10.7		4.7
Wyke	2024	10,745	25.1	20.3	43.3	7.5	8.2		20.8
	2023	10,664	26.0	23.8	56.0	5.6	4.6		9.5
	2022	10,855	28.0	32.4	48.1	6.2	6.3		7.1
	2021	11,028	31.4	44.3	39.1	3.5	5.3		7.8

Brentwood boundary changes

◆	▲1	◆	◆	◆	◆
19	3	17	0	0	0

Council remains under no overall control



Electoral history of Brentwood

	seats	%votes	seats	%votes	seats	%votes	seats	%votes	Total	Majority
2024	19	36.9	3	16.5	17	37.8	0	8.8	39	
2023	19	37.7	2	14.6	17	42.4	0	5.2	12	
2022	21	39.5	2	13.5	14	45.1	0	1.8	12	5
2021	23	49.1	2	11.4	12	31.7	0	7.8	12	9
2019	20	41.6	3	10.5	13	40.9	1	7.1	12	3
2018	25	44.1	2	13.9	9	35.7	1	6.3	12	13
2016	23	45.4	2	11.8	10	27.7	2	15.2	12	9
2015	23	49.9	2	12.8	10	19.1	2	3.5	12	9
2014	18	37.3	3	10.9	11	24.6	5	27.2	12	
2012	26	45.1	2	14.7	8	29.0	1	11.3	12	15
2011	28	49.0	1	14.9	7	26.8	1	9.3	12	19
2010	27	51.1	1	8.8	8	35.5	1	4.6	13	17
2008	28	58.6	2	8.2	6	27.6	1	5.6	12	19
2007	28	53.2	3	8.5	6	33.4	0	5.0	12	19
2006	27	59.7	3	8.8	7	28.4	0	3.1	13	17
2004	21	50.4	3	9.1	13	32.5	0	8.0	13	5
2003	16	47.4	3	10.8	18	39.4	0	2.4	12	
2002	14	40.7	2	10.4	20	41.3	1	7.6	37	3
2000	10	37.9	2	11.4	25	42.6	2	8.1	13	11
1999	9	34.1	2	14.4	25	44.2	3	7.3	13	11
1998	11	32.7	2	16.2	25	48.1	1	3.0	13	11
1996	12	28.6	2	19.6	25	41.3	0	0.5	13	11
1995	12	30.4	1	19.3	25	48.8	1	1.6	13	11
1994	12	32.2	1	13.2	25	52.5	1	2.1	13	11
1992	14	46.4	1	8.2	24	45.0	0	0.3	13	9
1991	14	40.5	1	11.8	24	47.4	0	0.5	13	9
1990	17	39.3	2	18.3	19	38.2	1	4.2	13	
1988	21	51.1	2	11.7	16	35.7	0	1.5	13	3
1987	23	50.4	2	12.4	14	36.2	0	1.0	13	7
1986	24	43.8	2	17.0	13	39.2	0	0.0	13	9
1984	25	50.4	2	15.8	12	33.8	0	0.0	13	11
1983	28	52.4	2	15.8	9	31.8	0	0.0	13	17
1982	28	50.6	3	12.8	8	36.6	0	0.0	13	17
1980	31	50.1	4	26.1	4	23.9	0	0.0	13	23
1979	33	61.8	4	28.3	2	9.9	0	0.0	13	27
1976	34	58.3	4	29.6	1	11.5	0	0.6	39	29
1973	25	53.9	11	39.4	1	4.0	1	2.8	38	12

Ward history of Brentwood

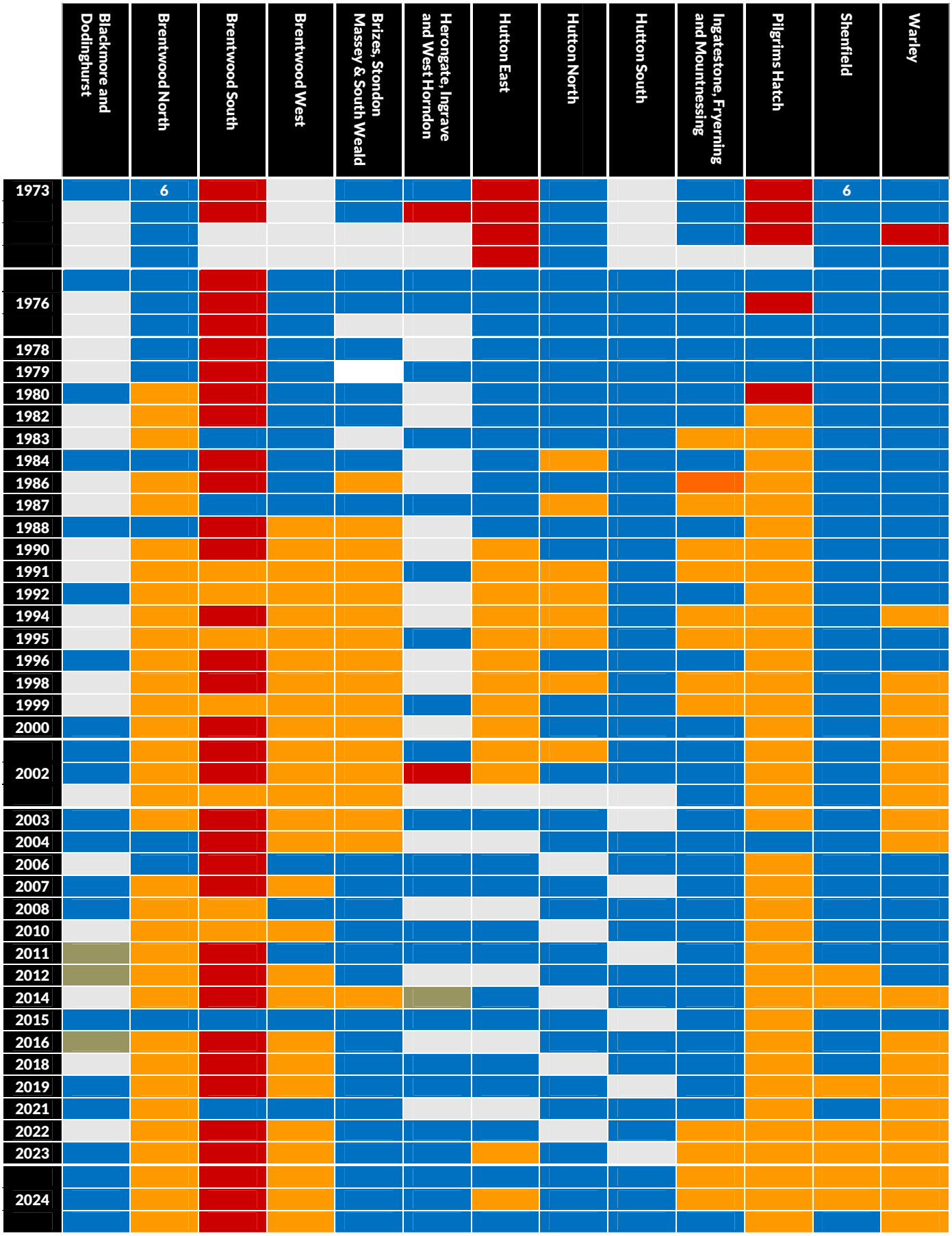

Blackmore and Doddinghurst
Brentwood and Ongar

Roger J. McCheyne	**Con**	**982**	**62.9**
***Keith Parker**	**Con**	**960**	**61.5**
***Clifford E. Poppy**	**Con**	**947**	**60.7**
Mary Spiers	LD	291	18.6
Vanessa P. Laplain	LD	218	14.0
Heather M. Leathley	LD	210	13.5
Peter G Dedman	Lab	180	11.5
Nicholas S. Kelly	Grn	180	11.5
Thomas A. Acton	Lab	179	11.5
Wendy J. Marshall	Lab	177	11.3

Antededent: Tipps Cross

Brentwood North
Brentwood and Ongar

***Alison E. Fulcher**	**LD**	**879**	**55.9**
***Philip C. Mynott**	**LD**	**868**	**55.2**
***Stephen J. Mayo**	**LD**	**840**	**53.4**
Hannah I. Nelson	Con	326	20.7
Carol Allen	Lab	279	17.7
Benjamin R. Slade	Con	279	17.7
Harrison E. Slade	Con	241	15.3
Niels J. Andersen	Lab	233	14.8
Robert A.W. Marshall	Lab	229	14.6
Paul F. Jeater	Grn	181	11.5

Antededent: Brentwood North

Brentwood South
Brentwood and Ongar

***Gareth P. Barrett**	**Lab**	**770**	**49.4**
***Tim N. Barrett**	**Lab**	**758**	**48.6**
Elizabeth S. Jerrard	**Lab**	**649**	**41.6**
Nigel J. Clarke	LD	573	36.7
Arthur H. Leathley	LD	526	33.7
Toby J. Green	LD	497	31.9
Adrianus Coolbergen	Con	314	20.1
Peter M.H. Jakobsson	Con	301	19.3
John A.M. Parrish	Con	292	18.7

Antededent: Brentwood South

Brentwood West
Brentwood and Ongar

Sarah K. Cloke	**LD**	**713**	**49.5**
David J. Kendall	**LD**	**702**	**48.7**
***Dominic P. Naylor**	**LD**	**660**	**45.8**
Lucy L. Gelderbloem	Con	425	29.5
Ethan T. Russell	Con	418	29.0
Alexander M. Tanner	Con	376	26.1
Kevin Brailey	Lab	252	17.5
Joanna M. Moncrieff	Lab	211	14.6
Richard Millwood	Lab	176	12.2
Marc A.A. Sardinha	Grn	130	9.0

Antededent: Brentwood West

Brizes, Stondon Massey and South Weald
Brentwood and Ongar

***Christine Gelderbloem**	**Con**	**730**	**48.9**
***William J. Russell**	**Con**	**727**	**48.7**
Soni P. Sunger	**Con**	**604**	**40.4**
*Brenner J. Munden	LD	566	37.9
Brent M. Smith	LD	518	34.7
Nicola J. Munden	LD	512	34.3
David Jobbins	Lab	179	12.0
Rebecca Enifer	Grn	142	9.5
Pauline A. Watts	Lab	114	7.6
Eric J. Watts	Lab	107	7.2

Antededent: South Weald

Herongate, Ingrave & West Horndon
Brentwood and Ongar

***Sheila P. Murphy**	**Con**	**701**	**69.2**
Adrian C. Baldock	**Con**	**660**	**65.1**
Fiona E. Marsh	**Con**	**639**	**63.0**
Garfield A. Maxius	LD	246	24.3
Anne V. Long	LD	233	23.0
Benedicta G. Worsfold	LD	196	19.3
June E. Barrett	Lab	131	12.9
Paul W. Barrett	Lab	121	11.9
Gary Earle	Lab	114	11.2

Antededent: Herongate, Ingrave and West Horndon

Hutton East
Brentwood and Ongar

Adam J. Chinnery	**Con**	**672**	**43.8**
***Benjamin Rigby**	**LD**	**636**	**41.4**
Jason W. Gibson	**Con**	**597**	**38.9**
Sharon R. Ward	LD	534	34.8
Francis J. Caves	LD	515	33.5
Satyan Lal	Con	510	33.2
Paul N. Godfrey	Ref	237	15.4
Benjamin F.C. Booker	Lab	154	10.0
Malcolm C. Burgess	Lab	145	9.4
Jacqueline A. Nyiro	Lab	133	8.7

Antededent: Hutton East

Hutton North
Brentwood and Ongar

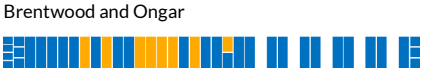

***Keith R. Barber**	**Con**	**861**	**55.5**
***Janet I. Pound**	**Con**	**714**	**46.0**
Janak Patel	**Con**	**674**	**43.4**
Philip P. Holland	Lab	444	28.6
Noor Hussain	Lab	386	24.9
Neil J. McAree	Lab	383	24.7
Henry P. Macdonnell	LD	278	17.9
Florina E. Constanda	LD	209	13.5
Michael J. Flood	Grn	181	11.7
Elise J.C. Mayer	LD	164	10.6

Antededent: Hutton North

Hutton South
Brentwood and Ongar

Roger C. Hirst	**Con**	**757**	**47.2**
***Mark P. Reed**	**Con**	**752**	**46.9**
***Melissa M. Slade**	**Con**	**698**	**43.5**
Jane E. Winter	Lab	464	28.9
Jonathan N. Saunders	Lab	461	28.7
Rowan Sumner	Lab	428	26.7
Laura Carey	LD	263	16.4
John M. Chapple	LD	260	16.2
John M. Hamilton	Grn	183	11.4
Valdomiro Lourenco	LD	180	11.2

Antededent: Hutton South

Ingatestone, Fryerning and Mountnessing
Brentwood and Ongar

Darryl M. Sankey	**LD**	**999**	**58.3**
Hugh M. Gorton	**LD**	**818**	**47.7**
***Lesley A. Wagland**	**Con**	**809**	**47.2**
Susan J.M. Hyde	LD	781	45.6
Thomas J. Bridge	Con	743	43.3
David J. Wylie	Con	607	35.4
Patricia M. Dedman	Lab	136	7.9
Caroline A. Russell	Lab	130	7.6
Richard Enever	Lab	120	7.0

Antededent: Ingatestone, Fryerning & Mountnessing

Pilgrims Hatch
Brentwood and Ongar

***Barry R. Aspinell**	**LD**	**1,015**	**70.9**
***Victoria F. Davies**	**LD**	**996**	**69.6**
Mark R. Lewis	**LD**	**892**	**62.3**
Gordon W.F. Cowley	Con	223	15.6
Geraldine A. Jakobsson	Con	215	15.0
Louise C. Rowlands	Con	205	14.3
Simon P. Ball	Lab	162	11.3
Katie Hutton	Lab	150	10.5
Francisca J. Dapp	Lab	133	9.3
David M. Hale	Grn	97	6.8

Antededent: Pilgrims Hatch

Shenfield
Brentwood and Ongar

David H. Worsfold	**LD**	**835**	**43.5**
***Nicola M. Cuthbert**	**LD**	**801**	**41.7**
Thomas E. Gordon	**Con**	**692**	**36.0**
John G. Singh	LD	676	35.2
*Thomas A. Heard	Con	652	33.9
Sangita Brown	Con	621	32.3
Richard M. Briggs	Ref	227	11.8
Julian A.D. Goode	Grn	148	7.7
Anna J. Cadzow	Lab	141	7.3
Dominic P. Maddock	Lab	111	5.8
Richard J. Carter	Lab	110	5.7

Antededent: Shenfield

Warley

Brentwood and Ongar

***Martin L. Cuthbert**	**LD**	**630**	**54.4**
***Mark A. Haigh**	**LD**	**617**	**53.3**
***Jason J. Laplain**	**LD**	**605**	**52.3**
Jean A. McGinley	Con	243	21.0
Paul J. Faragher	Con	241	20.8
John E. Gibson	Con	239	20.6
Michael F. Bernstein	Lab	171	14.8
Jackie E. Gilbey	Lab	167	14.4
Susan M. Kortlandt	Lab	140	12.1
Olivia E. Ritson	Grn	140	12.1

Antededent: Warley

Summary of results: Brentwood

	Year	Elec	%Poll	Con	Lab	LD	Grn	Ind	Other
Blackmore and Doddinghurst	2024	4,703	43.3	61.7	11.4	15.4	11.5		
Tipps Cross	2023	3,138	32.7	54.0	8.0			38.0	
	2021	3,162	43.3	49.2	4.2			46.6	
	2019	3,114	34.9	52.2	5.0			42.8	
Brentwood North	2024	5,051	30.4	17.9	15.7	54.8	11.5		
	2023	5,401	28.2	18.8	13.4	62.1	5.7		
	2021	5,453	30.3	21.7	11.1	57.1	8.1		1.9
	2019	5,459	32.5	30.9	10.9	42.5	13.2		2.6
Brentwood South	2024	4,448	36.8	19.4	46.5	34.1			
	2023	4,743	30.1	25.9	55.8	18.3			
	2021	4,702	31.9	29.0	54.4	16.6			
	2019	4,697	35.5	40.3	39.7	20.0			
Brentwood West	2024	5,197	28.9	28.2	14.8	48.0	9.0		
	2023	5,693	26.7	22.4	16.2	61.4			
	2021	5,662	30.5	26.1	13.1	60.7			
	2019	5,697	34.1	45.7	9.3	38.1	5.1		1.7
Brizes, Stondon Massey & South Weald	2024	4,573	34.2	46.0	8.9	35.6	9.5		
Brizes and Doddinghurst	2023	4,745	29.2	64.6	10.2	18.8	6.4		
	2021	4,747	31.9	58.6	9.1	32.3			
	2019	4,790	36.8	66.3	6.1	27.6			
Herongate, Ingrave and West Horndon	2024	3,559	28.4	65.8	12.0	22.2			
	2023	3,080	28.7	67.8	13.2	19.0			
	2021	3,089	29.0	68.9	14.5	16.6			
	2019	3,049	30.6	70.6	8.6	20.9			
Hutton East	2024	4,538	34.0	38.6	9.4	36.6			15.4
	2023	2,975	30.9	35.5	15.4	49.1			
	2021	2,994	27.1	54.8	5.6	39.7			
	2019	2,981	26.4	55.4	23.5	21.0			
Hutton North	2024	4.640	33.8	48.3	26.1	14.0	11.7		
	2023	3.166	29.3	53.4	23.0	16.7			6.9
	2021	3,210	34.8	68.4	13.2	18.4			
	2019	3,162	30.9	61.6	14.8	23.6			
Hutton South	2024	5,202	29.7	45.9	28.1	14.6	11.4		
	2022	2,967	33.6	62.8	15.3	21.9			
	2021	3,017	38.0	72.8	11.3	8.9	7.0		
Ingatestone, Fryerning and Mountnessing	2024	4,985	36.9	42.0	7.5	50.5			
	2023	4,983	35.5	42.5	5.6	51.9			
	2022	5,038	39.1	38.0	5.8	56.1			
	2021	5,093	40.4	50.3	4.6	37.3	7.8		
Pilgrims Hatch	2024	4,662	31.2	15.0	10.4	67.6	6.8		
	2023	4,569	28.8	16.3	8.7	72.7	2.4		
	2022	4,585	31.3	21.4	9.4	69.2			
	2021	4,656	33.6	29.3	8.6	58.7	3.4		
Shenfield	2024	4,323	41.8	34.1	6.3	40.1	7.7		11.8
	2023	4,235	41.4	40.6	3.2	50.9	5.4		
	2022	4,238	43.7	43.2	4.9	47.6	4.3		
	2021	4,354	47.1	49.0	6.4	38.8	5.9		
Warley	2024	3,963	28.9	20.8	13.8	53.3	12.1		
	2023	4,993	31.3	28.9	10.3	55.9	4.9		
	2022	4,928	33.5	24.1	9.5	62.0	4.4		
	2021	4,953	36.0	42.2	12.5	43.4			1.9

Bristol

▼7	7	▼3	21	◆	8	▲10	34

Council remains under no overall control

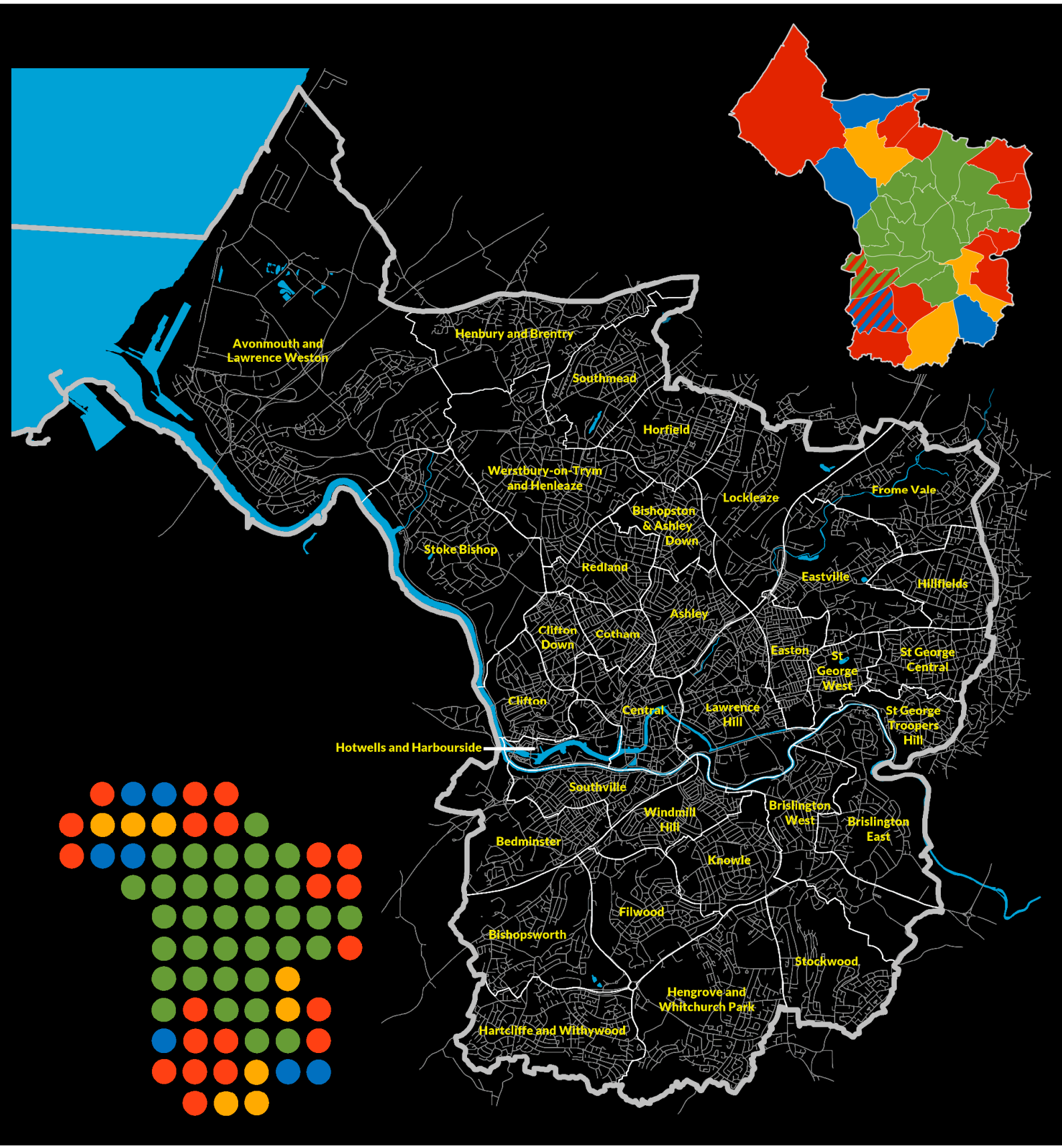

Electoral history of Bristol

	seats	%votes	seats	%votes	seats	%votes	seats	%votes	seats	%votes	Total	Majority
2024	7	13.5	21	32.3	8	11.0	34	41.2	0	2.0	70	
2021	14	20.6	24	31.7	8	14.7	24		0	33.1	70	
2016	14	21.8	37	36.5	8	15.1	11	20.7	0	5.9	70	4 ●
2015	15	21.2	30	30.8	10	13.1	15	24.7	0	10.3	70	
2014	15	23.6	31	28.5	16	16.9	8	15.7	0	15.3	70	
2013	14	23.4	28	30.3	23	20.8	5	13.8	0	11.7	70	
2011	14	20.9	21	35.8	33	24.9	2	14.4	0	4.0	24	
2010	14	27.2	17	26.8	38	34.3	1	7.9	0	3.7	23	6 ●
2009	17	26.0	16	18.9	36	35.0	1	14.3	0	5.8	23	2 ●
2007	13	25.3	25	30.1	31	26.8	1	14.0	0	3.9	24	
2006	13	30.7	23	26.8	33	28.3	1	12.9	0	1.2	23	
2005	11	23.3	27	31.3	32	35.8	0	8.2	0	1.4	23	
2003	11	23.0	31	28.3	28	34.2	0	6.9	0	7.4	24	
2002	10	30.5	36	30.0	24	31.9	0	5.2	0	2.5	23	2 ●
2001	9	24.4	40	36.3	21	33.2	0	5.6	0	0.6	23	10 ●
1999	10	26.7	37	37.4	23	27.9	0	6.4	0	1.5	70	4 ●
1998	7	28.3	44	38.5	17	29.0	0	3.2	0	1.0	22	20 ●
1997	5	30.5	52	41.0	11	24.7	0	3.1	0	0.8	23	36 ●
1995	6	24.7	53	51.4	9	19.9	0	3.7	0	0.4	68	38 ●
1994	19	25.2	39	41.5	9	25.6	0	2.7	1	5.0	23	10 ●
1992	22	46.6	40	33.7	6	16.7			0	3.0	24	12 ●
1991	18	27.4	45	42.5	5	23.9			0	6.2	23	22 ●
1990	21	28.4	43	47.0	4	13.5			0	11.1	24	18 ●
1988	24	41.7	39	40.9	5	13.9			0	3.5	23	10 ●
1987	25	32.7	37	41.4	6	24.1			0	1.9	23	6 ●
1986	26	35.4	35	38.4	7	23.2			0	3.0	24	2 ●
1984	29	43.3	33	36.9	6	17.6			0	2.2	23	
1983	32	41.3	30	36.2	6	20.5			0	2.0	68	
1979	28	43.4	53	45.9	3	7.8			0	2.9	84	22 ●
1976	34	47.9	47	41.0	3	8.6			0	2.6	84	10 ●
1973	25	40.7	56	44.7	3	9.6			0	5.0	84	28 ●

Ward history of Bristol

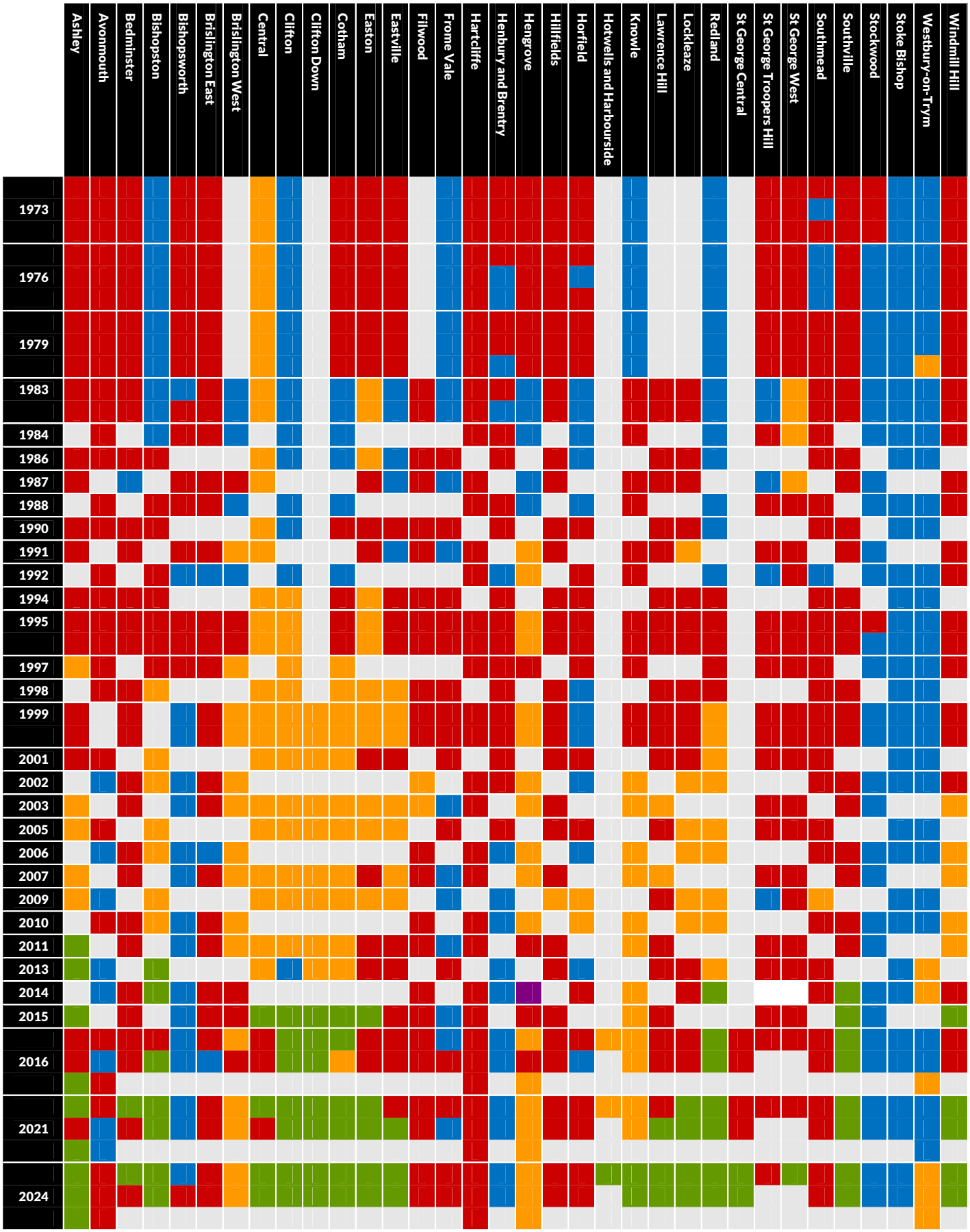

Ashley
Bristol Central

GAIN 1

Izzy Russell	**Grn**	**3,763**	**61.4**	**+ 7.2**
Abdul Malik	**Grn**	**3,691**	**60.2**	**+28.2**
***Tim Wye**	**Grn**	**3,506**	**57.2**	**+27.5**
*Amirah M. Cole	Lab	2,446	39.9	- 2.0
Susannah Harlow	Lab	1,991	32.5	+ 2.8
Isaac Evans	Lab	1.762	28.8	+ 8.0
Ian J. Harris	LD	212	3.5	- 12.9
Robbie Bentley	Ind	135	2.2	- 0.6
Yasmin Sealy	Con	135	2.2	- 22.8
Beverley A. Knott	LD	133	2.2	- 11.6
Deirdre A. Judge	Con	120	2.0	- 11.1
Charles E. Stuart	Con	112	1.8	- 1.3
Philip H. Kemp	LD	106	1.7	- 1.5

Avonmouth and Lawrence Weston
Bristol North West

GAIN 2

***Don Alexander**	**Lab**	**1,723**	**44.7**	**+ 4.8**
Zoe Peat	**Lab**	**1,607**	**41.7**	**+ 6.8**
Tom Blenkinsop	**Lab**	**1,463**	**38.0**	**+ 9.3**
Jo Sergeant	Grn	1,406	36.5	+ 0.4
Mary Page	Grn	1,047	27.2	+ 7.5
Daphne N. Chikwere	Con	955	24.8	- 12.0
*James Scott	Con	944	24.5	- 12.0
John S. Geater	Con	903	23.4	- 6.3
Moises Santo	Grn	850	22.1	+ 5.2
Graham C. Donald	LD	291	7.6	- 0.4
Janet L. Gibson	LD	206	5.3	- 1.1
Janet Walton Masters	LD	161	4.2	- 2.1

Bedminster
Bristol Central

Ellie Freeman	**Grn**	**1,964**	**48.6**	**+ 4.1**
Emily J. Clarke	**Lab**	**1,895**	**46.9**	**+ 2.8**
Jaz Beard	Grn	1,842	45.6	+17.0
Adam Potter	Lab	1,547	38.3	- 5.1
Ian Haynes	Con	288	7.1	- 10.6
Rajesh Joseph	Con	208	5.2	- 12.5
Alex Birrell	LD	97	2.4	- 3.6
Tony Rowe	TUSC	84	2.1	
Samuel J. Merchant	LD	67	1.7	- 2.1

Bishopston and Ashley Down
Bristol North West

***Emma Edwards**	**Grn**	**2,615**	**61.9**	**+ 6.0**
James D. Crawford	**Grn**	**2,405**	**57.0**	**+ 8.6**
Andrew Milton	Lab	1,432	33.9	+ 5.9
Beryl E. Means	Lab	1,316	31.2	+ 3.2
Laura K. Barry	LD	190	4.5	- 8.7
Barry J. Cash	LD	190	4.5	- 7.7
Samuel P.S. Williams	Con	159	3.8	- 3.0
Edward A. Yates	Con	139	3.3	- 3.4

Bishopsworth
Bristol South

GAIN 1

***Richard S. Eddy**	**Con**	**994**	**40.8**	**- 16.8**
Susan Kollar	**Lab**	**985**	**40.4**	**+ 8.3**
Kacper N. Kesierski	Lab	844	34.6	+ 7.7
*Kevin M. Quartley	Con	829	34.0	- 9.7
Anna L. Archer	Grn	555	22.8	+ 7.7
Jon Eldridge	Grn	431	17.7	+ 4.5
Syvlia K. Doubell	LD	124	5.1	- 4.3
Mary Sykes	LD	113	4.6	+ 2.6

Brislington East
Bristol East

***Katja Hornchen**	**Lab**	**1,248**	**50.0**	**+ 4.8**
***Timothy Rippington**	**Lab**	**1,209**	**48.5**	**+ 7.3**
Subhan A. Gill	Grn	622	24.9	+ 4.0
Tilly Green	Grn	609	24.4	+ 3.5
Peter J. Badger	LD	357	14.3	- 10.8
Ann-Marie Mason	Con	327	13.1	- 12.7
Pauline M. Allen	LD	312	12.5	+ 3.1
David N. Mayer	Con	304	12.2	- 6.6

Brislington West
Bristol East

***Jos Clark**	**LD**	**1,711**	**50.2**	**+ 0.6**
***Andrew J. Varney**	**LD**	**1,574**	**46.1**	**+ 6.7**
Carolyn Magson	Lab	1,070	31.4	- 3.7
David I. Jepson	Lab	955	28.0	+ 0.9
Nadia M. Kevlin	Grn	654	19.2	+ 1.7
Sam Knights	Grn	483	14.2	+ 1.9
Nick Hiscott	Con	133	3.9	- 6.1
Kim S. Stretton-Pow	Con	116	3.4	- 5.8
Domenico W. Hill	TUSC	63	1.8	

Central
Bristol Central

***Ani Stafford-Townsend**	**Grn**	**1,407**	**52.6**	**+ 7.9**
Sibusiso Tshabalala	**Grn**	**1,242**	**46.4**	**+12.9**
Sarah Chaffer-Swingler	Lab	1,093	40.8	+ 4.7
Matt Redmore	Lab	944	35.3	- 0.8
Julian M. Ellacott	Con	157	5.9	- 8.1
Tony Lee	Con	152	5.7	- 8.3
Adam A. Harvey	LD	117	4.4	- 8.3
Henry D. Windle	LD	85	3.2	- 7.0
Nick Clare	TUSC	78	2.9	

Clifton
Bristol Central

***Paula O'Rourke**	**Grn**	**2,126**	**63.3**	**+ 7.4**
Jerome Thomas	**Grn**	**1,849**	**55.1**	**+ 2.4**
Elena Dirik	Lab	872	26.0	+ 5.2
Dan McTiernan	Lab	655	19.5	+ 3.5
Daniel T. Bond	Con	376	11.2	- 3.6
Alastair I. Hamilton	Con	362	10.8	- 4.0
Ana Clark Ribeiro	LD	242	7.2	- 7.1
Neil Harvie	LD	230	6.9	- 3.8

Clifton Down
Bristol Central

Serena Ralston	**Grn**	**1,813**	**57.8**	**- 8.1**
George S. Calascione	**Grn**	**1,705**	**54.3**	**- 6.7**
Tristan Harris	Lab	903	28.8	+ 5.2
Nick Smith	Lab	803	25.6	- 8.1
Michael Abbott	Con	294	9.4	- 2.6
Oscar H.H. Lucas	Con	250	8.0	- 2.6
Elizabeht S. Badman	LD	186	5.9	- 6.0
Merche Clarke	LD	166	5.3	- 6.2
Suzanne E. Muna	TUSC	78	2.5	

Cotham
Bristol Central

***Mohamed A. Makawi**	**Grn**	**2,056**	**63.8**	**+11.1**
***Guy J.B. Poultney**	**Grn**	**2,034**	**63.1**	**+15.9**
Rob Knowles-Leak	Lab	730	22.6	+ 4.7
Sean D. Smyth	Lab	652	20.2	+ 3.8
Phyllis I. Rayner	LD	387	12.0	- 28.8
Robert N. Bristow	LD	313	9.7	- 9.3
Julien R. Carey	Con	143	4.4	- 4.3
Tim Duggan	Con	132	4.1	- 1.4

Easton
Bristol East

Jenny Bartle	**Grn**	**2,952**	**72.3**	**+21.8**
Barry W. Parsons	**Grn**	**2,523**	**61.8**	**+18.0**
Nardia Ferguson	Lab	1,145	28.0	- 11.0
Shahzad Sarfraz	Lab	774	19.0	- 19.9
Chris Parry	TUSC	149	3.5	
Veronica R. Daniels	Con	124	3.0	- 4.1
Paul Elvin	LD	120	2.9	- 5.8
Patricia A. Hedges	Con	118	2.9	- 2.7
Anne-Marie C. Clark	LD	110	2.7	- 3.8

Eastville
Bristol North East

***Lorraine Francis**	**Grn**	**2,339**	**62.4**	**+22.5**
Ed Fraser	**Grn**	**1,672**	**44.6**	**+16.0**
*Marley C. Bennett	Lab	1,568	41.9	- 1.2
Teresa A. Stratford	Lab	1,027	27.4	- 3.6
Paul E. Boobyer	Con	277	7.4	- 5.5
Elaine R. Iffland	Con	234	6.2	- 5.2
Timothy Hobbs	LD	116	3.1	- 13.8
Mohammad A. Rashid	LD	105	2.8	- 6.2
Annabel J. Griffiths	TUSC	84	2.2	- 1.5
Mike Luff	TUSC	69	1.8	

Filwood
Bristol South

Lisa A. Durston	**Lab**	**1,088**	**53.2**	**+ 5.6**
Rob Logan	**Lab**	**1,004**	**49.1**	**+ 5.1**
Danica Priest	Grn	640	31.3	+ 5.9
Jai Breitnauer	Grn	637	31.2	+ 9.8
Paul S. Harding	Con	223	10.9	- 9.8
Paul A. Keith-Hill	Con	196	9.6	- 4.8
Gregory A. Chadwick	LD	98	4.8	- 4.4
Robin V. Clapp	TUSC	77	3.8	- 1.6
Benjamin Goldstrom	LD	49	2.4	- 4.0

Frome Vale
Bristol North East

GAIN 1

Louis J. Martin	**Lab**	**1,402**	**45.5**	**+ 7.7**
Al Al-Maghrabi	**Lab**	**1,339**	**43.4**	**+10.5**
Jen Law	Grn	899	29.2	+ 7.4
Gabrielle T. Lobb	Grn	724	23.5	+ 2.1
Pooja Poddar	Con	447	14.5	- 23.3
Tusidas Poddar	Con	377	12.2	- 9.6
Rochelle Amos	LD	214	6.9	+ 0.5
Keith O. Fenner	LD	214	6.9	+ 0.9
Tommy Trueman	SDP	188	6.1	+ 2.8
Brian J. Healy	TUSC	86	2.8	

Hartcliffe and Withywood
Bristol South

***Kerry J. Bailes**	**Lab**	**965**	**56.4**	**+ 7.9**
Kirsty Tait	**Lab**	**873**	**51.0**	**+ 2.6**
***Paul L. Goggin**	**Lab**	**846**	**49.4**	**+12.4**
Gareth J. Potter	Con	437	25.5	- 10.3
Joseph A. Fox-Bowen	Con	430	25.1	- 6.6
Prasanna Ramarathnam	Con	383	22.4	- 8.2
Tash Clarke	Grn	324	18.9	+ 3.5
Charlie Bolton	Grn	312	18.2	+ 5.5
Sam Marshall Evans	Grn	276	16.1	+ 4.2
Gary D. Perry	LD	117	6.8	- 6.9
Alistair J. Wall	LD	87	5.1	- 2.0
Matthew Roberts	LD	86	5.0	- 1.8

Henbury and Brentry
Bristol North West

***Mark D.R. Westpm**	**Con**	**1,641**	**56.4**	**- 3.4**
Bador Uddin	**Con**	**1,331**	**45.7**	**+ 5.0**
Wendy E. Baverstock	Lab	1,036	35.6	+ 4.0
Peter M. Brindle	Lab	1,002	34.4	+ 6.4
Lucy J. Pears	Grn	279	9.6	- 5.5
Aimee Green	Grn	263	9.0	- 0.3
Gillian F. Brooks	LD	103	3.5	- 3.4
Sylvia J. Townsend	LD	80	2.7	- 2.3
Stephen P. Bennett	TUSC	43	1.5	- 0.3

Hengrove and Whitchurch Park
Bristol South

***Tim Kent**	**LD**	**2,218**	**62.8**	**- 3.0**
***Andrew C. Brown**	**LD**	**1,956**	**55.4**	**- 9.0**
***Sarah Classick**	**LD**	**1,954**	**55.4**	**- 9.5**
Greg Dowling	Lab	659	18.7	+ 0.3
Brandon Gage	Lab	634	18.0	+ 1.3
Ajma Miah	Lab	607	17.2	+ 3.7
Karen J. Brown	Con	506	14.3	- 5.7
Adam D.J. Brown	Con	487	13.8	- 7.1
Nigel P. Brown	Con	483	13.7	- 6.3
Andrew J. Bradbury	Grn	339	9.6	+ 1.0
Georgia Nelson	Grn	321	9.1	+ 2.7
Paul S. Grove	Grn	247	7.0	+ 2.1
Neil Norton	SDP	59	1.7	

Hillfields
Bristol North East

***Ellie King**	**Lab**	**1,155**	**51.7**	**+ 0.8**
Kelvin J. Blake	**Lab**	**1,081**	**48.4**	**+ 1.7**
Jon Eccls	Grn	719	32.2	+ 9.1
Rick Lovering	Grn	513	23.0	- 0.1
Rory B. Adamson	Con	310	13.9	- 11.8
Enrico Corradi	Con	257	11.5	- 7.5
Deborah L. Bishop	LD	167	7.5	+ 0.4
Sarah V. Spilsbury	LD	109	4.9	- 1.8
Dan Smart	TUSC	77	3.4	

Horfield
Bristol North West

***Thomas M. Renhard**	**Lab**	**1,495**	**50.3**	**+ 4.8**
Deborah Vittori	**Lab**	**1,485**	**50.0**	**+17.6**
Anna Mears	Grn	903	30.4	+ 5.0
Stephen P. Lloyd	Grn	672	22.6	+ 8.8
Davies, Simon P.	Con	466	15.7	- 10.8
Roddy Jaques	Con	417	14.0	- 11.4
Roxanne Lock	LD	193	6.5	- 10.8
Ian H. Parry	LD	132	4.4	- 12.6
Joan Molins	TUSC	91	3.1	

Hotwells and Harbourside
Bristol Central

GAIN

Patrick McAllister	**Grn**	**974**	**63.6**	**+31.6**
Alex Bullett	Lab	336	21.9	- 3.5
Thomas J. Grunshaw	LD	109	7.1	- 26.2
Caroline M. Lucas	Con	86	5.6	- 3.7
Daniel M. Evans	TUSC	26	1.7	

Knowle
Bristol East

GAIN 2

Cam Hayward	**Grn**	**1,542**	**39.2**	**+15.3**
Toby Wells	**Grn**	**1,482**	**37.7**	**+23.6**
*Gary Hopkins	Cmty	905	23.0	
Anna M. Fry	LD	795	20.2	- 23.3
Shahb Akhter	Lab	761	19.4	- 8.8
Ghislaine C. Swinburn	Cmty	743	18.9	
Christophe L. Orlik	Lab	706	18.0	- 10.2
Zac Barker	LD	701	17.8	- 25.0
Norma E. Scott	Con	126	3.2	- 6.4
Bright Rubwe	Con	101	2.6	- 5.0

Lawrence Hill
Bristol East

GAIN 1

***Yassin H. Mohamud**	**Grn**	**1,952**	**59.8**	**+12.4**
Shona Jemphrey	**Grn**	**1,753**	**53.7**	**+12.5**
*Amal Ali	Lab	1.304	39.9	- 10.8
Mohamed Omer	Lab	1,111	34.0	- 5.6
Eliana Barbosa	Con	110	3.4	- 3.1
Sandra Seymour	Con	109	3.3	- 2.2
Crispin T.J. Allarad	LD	107	3.3	- 1.4
Davin Cordingley-Wiid	LD	85	2.6	- 1.8

Lockleaze
Bristol North East

***Heather Mack**	**Grn**	**1,696**	**56.1**	**+ 8.8**
***David Wilcox**	**Grn**	**1,470**	**48.6**	**+10.1**
Deniece N.V. Dixon	Lab	1,040	34.4	- 2.0
Abdi Farah	Lab	927	30.6	- 4.7
Richard Clifton	Con	242	8.0	- 6.1
Paul C. Dawson	Con	231	7.6	- 3.9
Roger S. Thomas	TUSC	125	4.1	+ 0.7
Sharon Beynon	LD	118	3.9	- 2.2
Paul Scroggs	LD	77	2.5	- 1.6

Redland
Bristol Central

***Fi Hance**	**Grn**	**2,826**	**60.7**	**+ 0.8**
***Martin S. Fodor**	**Grn**	**2,669**	**57.4**	**+ 1.9**
Thomas J. Lydon	Lab	1,405	30.2	+ 1.2
James L. Nethercote	Lab	1,345	28.9	+ 8.1
George S. Day	Con	341	7.3	- 3.1
Claire Hiscott	Con	340	7.3	- 1.4
Joshua Warwick-Smith	LD	201	4.3	- 4.0
James A. Wetz	LD	177	3.8	- 2.6

St George Central
Bristol East

GAIN 2

Abi Finch	**Grn**	**1,726**	**54.7**	**+26.1**
Cara Lavan	**Grn**	**1,496**	**47.4**	**+32.8**
Sally Bowman	Lab	1,246	39.5	- 19.2
Henry Palmer	Lab	1,041	33.0	- 1.9
James C. Hinchcliffe	Con	283	9.0	- 15.2
Justyna K. Hinchcliffe	Con	248	7.9	- 16.0
Alistair Kirtley	LD	78	2.5	- 7.3
Kristopher C. Barker	TUSC	70	2.2	
Brian H. Price	LD	57	1.8	- 3.6

St George Troopers Hill
Bristol East

***Fabian G. Breckels**	**Lab**	**811**	**55.2**	**+ 7.8**
Anna Bryher	Grn	369	25.1	+ 8.3
Elizabeth F. Thomas	Con	224	15.2	- 15.9
Gillian M. Brown	LD	66	4.5	- 0.1

St George West
Bristol East

GAIN

Bob Bryher	**Grn**	**1,366**	**60.8**	**+31.0**
Carole A.J. Johnson	Lab	642	28.6	- 22.6
Tony Potter	Ind	102	4.5	- 0.8
Charles W. Alexander	Con	85	3.8	- 5.1
Christopher Featonby	LD	25	1.1	- 1.9
Paola L.J. Sanchez	TUSC	25	1.1	- 0.8

Southmead
Bristol North West

Kye D. Dudd	**Lab**	**1,224**	**53.4**	**+ 6.6**
Kaz Self	**Lab**	**994**	**43.4**	**+ 0.1**
Kat Bristow	Grn	711	31.0	+10.6
Tom Wilson	Grn	568	24.8	+ 9.7
Jack S. Payne	Con	378	16.5	- 14.0
Ann M. Pulteney	Con	358	15.6	- 9.8
Clare Campion-Smith	LD	168	7.3	- 3.6
Ian H. Campion-Smith	LD	95	4.1	- 3.6
Amy G. Sage	TUSC	43	1.9	

Southville
Bristol South

***Tony Dyer**	**Grn**	**2,385**	**61.7**	**+ 6.9**
***Christine Townsend**	**Grn**	**2,351**	**60.9**	**+18.1**
Miriam A. Venner	Lab	1,247	32.3	- 8.5
Will Sainty	Lab	1,193	30.9	- 6.5
Edward A. Gibson	Con	183	4.7	- 3.8
Kirsty J. Craig	LD	141	3.7	- 1.5
Buch Osuji	Con	137	3.5	- 2.8
Mick F.J.P. O'Neill Duff	LD	88	2.3	- 1.9

Stockwood
Bristol East

***Graham D. Morris**	**Con**	**1,413**	**60.1**	**- 5.0**
***Jonathan R. Hucker**	**Con**	**1,287**	**54.8**	**+ 6.0**
Harry Burnet	Lab	693	29.5	- 7.9
Simon M.G. Crew	Lab	596	25.4	+ 4.8
Abigail L. Galvin	Grn	272	11.6	+ 2.9
Ben Shread-Hewitt	Grn	184	7.8	- 0.5
Andrew Crow	LD	133	5.7	- 0.4
Tamasine J. Lewis	LD	123	5.2	+ 0.2

Stoke Bishop
Bristol North West

***John Goulandris**	**Con**	**1,639**	**50.2**	**- 8.5**
***Henry M. Michallat**	**Con**	**1,391**	**42.6**	**- 4.1**
Emily R.L. Bradburn	Grn	692	21.2	+ 3.6
Emily Herbert	Grn	641	19.6	+ 2.7
David L. Mullaney	Lab	618	18.9	- 0.6
Rebecca L. Hutcheon	LD	564	17.3	+ 5.3
Barry T. Trahar	Lab	511	15.6	- 2.1
Christopher Vyce	LD	477	14.6	+ 6.7

Westbury-on-Trym and Henleaze
Bristol North West

Caroline Gooch	**LD**	**3,401**	**44.3**	**+13.7**
Stephen R. Williams	**LD**	**3,095**	**40.3**	**+20.2**
Nicholas J. Coombes	**LD**	**3,049**	**39.7**	**+22.8**
*Geoff Gollop	Con	2,599	33.8	- 8.6
*Steve Smith	Con	2,340	30.5	- 6.0
*Sharon A. Scott	Con	2,212	28.8	- 4.6
Miranda McCabe	Lab	1,351	17.6	- 4.0
Ellie Milone	Lab	1,290	16.8	- 3.0
Thomas Phipps	Lab	1,104	14.4	- 4.5
Daniella E. Radice	Grn	1,100	14.3	- 7.8
Nathaniel J. Joyce	Grn	830	10.8	- 8.4
Murali Thoppil	Grn	680	8.8	- 9.7

Windmill Hill
Bristol South

***Lisa K. Stone**	**Grn**	**2,878**	**64.8**	**+10.9**
***Ed Plowden**	**Grn**	**2,808**	**63.2**	**+13.1**
Susan Murley	Lab	1,280	28.8	- 12.0
Charlie Mercer	Lab	1,279	28.8	+ 1.9
Ashley Day	Con	162	3.6	- 3.5
Edmund Hunt	Con	160	3.6	- 3.5
Thomas Brooks	LD	127	2.9	- 3.5
Timothy J. Craig	LD	108	2.4	- 1.7
Robert A. Nash	TUSC	84	1.9	

Summary of results: Bristol

	Year	Elec	%Poll	Con	Lab	LD	Grn	Ind	Others
Ashley	2024	14,256	43.7	2.0	33.7	2.5	59.6	2.2	
	2021	14,245	48.4	13.7	30.8	11.1	38.6	2.8	2.9
Avonmouth and Lawrence Weston	2024	15,909	25.8	24.2	41.5	5.7	28.6		
	2021	15,867	32.5	34.3	34.5	6.9	24.2		
Bedminster	2024	10,052	41.7	6.2	42.6	2.0	47.1		2.1
	2021	9,949	44.8	14.8	43.7	4.9	36.6		
Bishopston and Ashley Down	2024	8,954	49.0	3.5	32.5	4.5	59.5		
	2021	9,430	55.7	6.8	28.4	12.7	52.1		
Bishopsworth	2024	9,337	28.0	37.4	37.5	4.8	20.3		
	2021	9,332	34.8	50.7	29.5	5.7	14.1		
Brislington East	2024	8,890	28.2	12.6	49.2	13.4	25.7		
	2021	9,144	37.1	22.3	43.2	17.2	17.3		
Brislington West	2024	8.985	37.7	3.6	29.7	48.1	16.7		1.8
	2021	9,188	46.2	9.6	31.1	44.5	14.9		
Central	2024	8,958	30.6	5.8	38.0	3.8	50.5		2.9
	2021	11,104	29.5	13.1	36.4	11.4	39.1		
Clifton	2024	8,883	39.3	11.0	22.7	7.1	59.2		
	2021	9,845	48.6	14.8	18.4	12.5	54.3		
Clifton Down	2024	7,695	41.1	8.7	27.2	5.6	56.0		2.5
	2021	8,839	46.1	11.3	20.5	11.7	56.5		
Cotham	2024	7,870	42.0	4.3	21.4	10.8	63.5		
	2021	8,652	48.1	7.1	17.2	24.9	49.9		0.9

	Year	Elec	%Poll	Con	Lab	LD	Grn	Ind	Others
Easton	2024	10,124	39.7	3.0	23.5	2.8	67.1		3.5
	2021	10,342	48.9	6.4	38.9	7.6	47.1		
Eastville	2024	10,721	36.5	6.8	34.6	3.0	53.5		1.8
	2021	10,910	43.0	12.1	37.0	12.9	34.3		3.7
Filwood	2024	10,034	21.5	10.3	51.1	3.6	31.3		3.8
	2021	10,062	25.5	17.6	45.8	7.8	23.4		5.4
Frome Vale	2024	9,958	31.2	13.3	44.5	6.9	26.4		8.9
	2021	9,926	39.3	29.8	39.2	6.2	21.4		3.3
Hartcliffe and Withywood	2024	12,951	14.2	24.3	52.3	5.6	17.7		
	2021	13,104	20.3	32.7	44.6	9.2	13.5		
Henbury and Brentry	2024	9,601	32.0	51.1	34.8	3.1	9.3		1.5
	2021	9,672	37.0	50.2	29.8	5.9	12.2		1.8
Hengrove and Whitchutch Park	2024	14,789	24.9	13.9	18.0	57.9	8.6		1.7
	2021	14,000	34.2	24.5	16.2	52.7	6.6		
Hillfields	2024	9,226	25.8	12.7	50.0	6.2	27.6		3.4
	2021	9,193	34.3	22.4	48.8	6.9	21.9		
Horfield	2024	9,259	33.0	14.8	50.1	5.5	26.5		3.1
	2021	9,731	42.6	24.3	39.0	17.1	19.6		
Hotwells and Harbourside	2024	3,869	39.8	5.6	21.9	7.1	63.6		1.7
	2021	4,358	45.4	9.3	25.4	33.3	32.0		
Knowle	2024	10,076	39.1	2.9	18.7	19.0	38.5		20.9
	2021	10,030	43.0	8.7	27.1	43.1	19.0		2.1
Lawrence Hill	2024	11,667	28.1	3.4	36.9	2.9	37.8		
	2021	11,706	37.2	6.0	45.2	4.5	44.3		
Lockleaze	2024	9,396	32.9	7.8	32.5	3.2	52.3		4.1
	2021	9,411	37.3	12.8	35.8	5.1	42.9		3.4
Redland	2024	9,963	48.3	7.3	29.5	4.1	59.1		
	2021	10,456	56.5	9.5	24.9	7.9	57.7		
St George Central	2024	9.913	31.6	8.4	36.2	2.1	51.1		2.2
	2021	9,906	34.3	24.0	46.8	7.6	21.6		
St George Troopers Hill	2024	4,663	31.7	15.2	55.2	4.5	25.1		
	2021	4,663	37.9	31.1	47.4	4.6	16.9		
St George West	2024	5,265	42.0	3.8	28.6	1.1	60.8	4.5	1.1
	2021	5,204	44.7	8.9	51.2	3.0	29.8	5.3	1.9
Southmead	2024	9,181	26.0	16.0	48.4	5.7	27.9		1.9
	2021	9,091	31.3	28.0	45.0	9.3	17.7		
Southville	2024	9,684	41.9	3.9	31.6	3.0	61.3		
	2021	9,749	49.7	7.4	39.1	4.7	48.8		
Stockwood	2024	8,956	26.3	57.5	27.4	5.5	9.7		
	2021	9,161	36.3	57.0	29.0	5.5	8.5		
Stoke Bishop	2024	8,316	41.0	46.4	17.2	15.9	20.4		
	2021	9,388	45.4	52.7	18.6	10.0	17.2		1.4
Westbury-on-Trym and Henleaze	2024	15,278	51.7	30.7	16.3	41.4	11.3		
	2021	15,382	57.2	37.4	20.1	22.5	19.9		
Windmill Hill	2024	10,302	47.3	3.6	28.8	2.6	64.0		1.9
	2021	10,642	51.0	7.1	33.8	5.3	52.0		1.8

Broxbourne

9	27	1	3	0	0	0	0	0	0	0	0

Conservatives retain control - majority: 24 seats



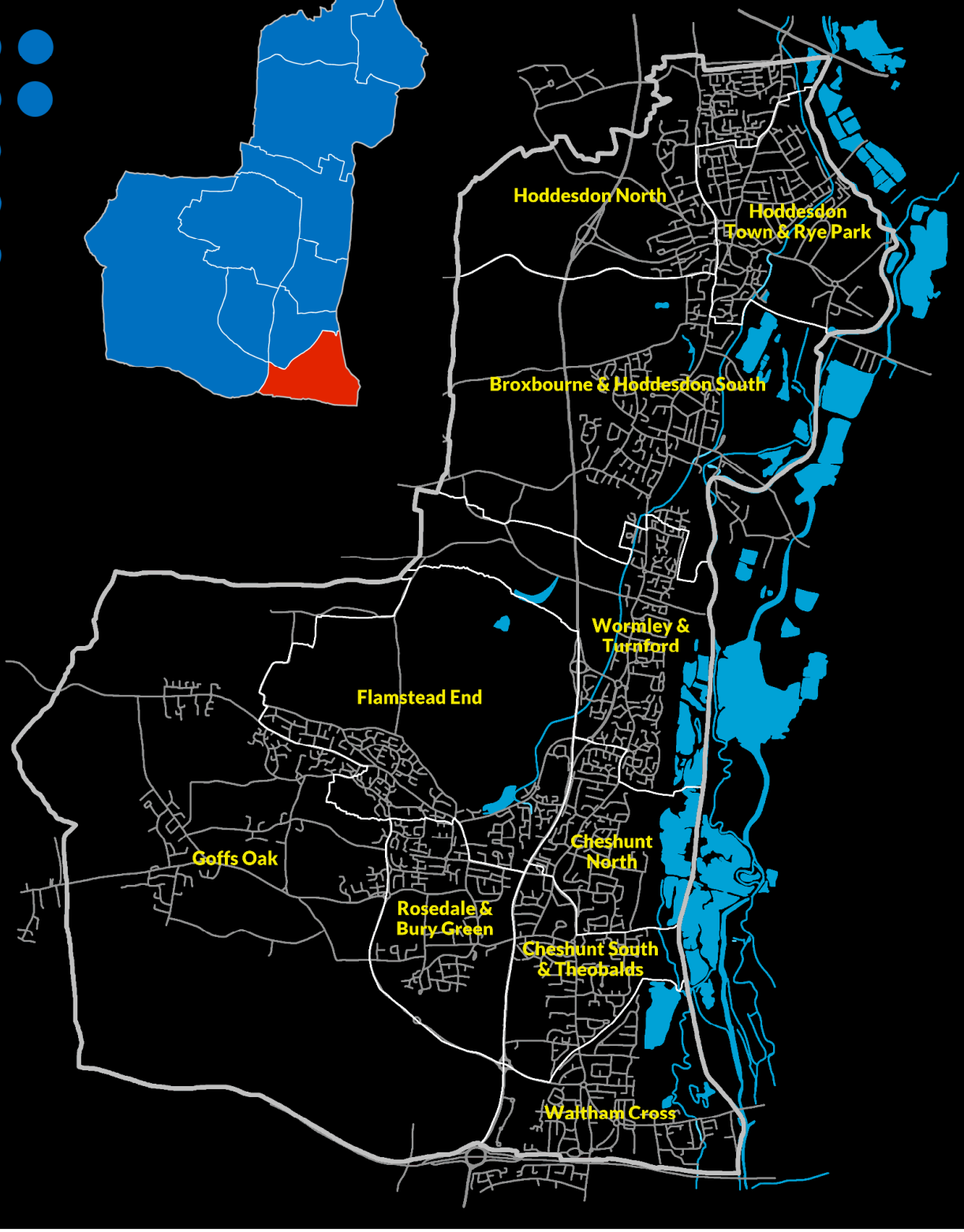

Electoral history of Broxbourne

	seats	%votes	seats	%votes	seats	%votes	seats	%votes	Total	Majority
2024	27	50.5	3	30.5	0	6.2	0	12.9	10	24
2023	27	50.3	3	29.5	0	8.2	0	12.0	10	24
2022	27	51.6	3	30.2	0	8.5	0	9.8	10	24
2021	27	63.8	3	26.0	0	7.6	0	2.6	10	24
2019	27	56.2	3	24.4	0	17.9	0	1.6	10	24
2018	27	59.6	3	28.5	0	8.8	0	3.1	10	26
2016	26	54.6	3	26.5	0	0.0	1	18.9	10	22
2015	24	54.0	3	22.0	0	0.0	3	24.0	10	18
2014	26	46.0	3	19.2	0	0.9	1	33.9	10	22
2012	27	63.4	3	27.2	0	3.7	0	5.8	30	24
2011	35	63.1	3	26.2	0	1.7	0	9.0	13	32
2010	35	59.7	3	21.1	0	11.3	0	8.0	13	32
2008	35	63.3	3	19.4	0	2.0	0	15.3	12	32
2007	36	64.0	2	19.0	0	2.8	0	14.2	13	34
2006	35	68.9	2	22.2	0	2.5	1	6.5	13	32
2004	34	66.2	2	24.3	0	4.6	2	4.8	12	30
2003	34	60.8	2	28.0	0	3.8	2	7.3	13	30
2002	35	59.7	2	29.5	0	5.0	1	5.8	14	32
2000	35	65.9	3	24.8	0	7.8	0	1.5	12	32
1999	33	56.1	5	30.6	0	12.4	0	0.9	38	28
1998	31	53.7	11	33.1	0	11.8	0	1.4	14	20
1996	24	48.4	14	36.3	4	14.8	0	0.5	14	6
1995	27	39.9	11	39.6	4	19.4	0	1.1	14	12
1994	33	40.3	5	31.9	4	27.3	0	0.5	14	24
1992	36	64.8	4	20.3	2	14.9	0	0.0	14	30
1991	36	53.5	4	27.4	2	19.1	0	0.0	14	30
1990	35	49.0	6	34.7	1	15.9	0	0.4	14	28
1988	36	60.1	5	30.6	1	9.2	0	0.0	14	30
1987	34	58.0	6	18.8	2	23.2	0	0.0	14	26
1986	32	47.2	6	27.3	4	25.6	0	0.0	14	22
1984	33	50.9	5	28.7	4	20.4	0	0.0	14	24
1983	33	54.0	6	24.0	3	21.9	0	0.0	14	24
1982	33	54.0	7	20.2	2	25.2	0	0.6	14	24
1980	34	45.8	7	34.0	1	17.3	0	3.0	14	26
1979	37	58.4	5	34.3	0	5.3	0	2.0	14	32
1978	37	65.1	5	32.1	0	0.7	0	2.2	14	32
1976	36	61.3	6	34.7	0	4.0	0	0.0	42	30
1973	28	57.3	12	38.3	0	3.0	0	1.3	40	16

Ward history of Broxbourne

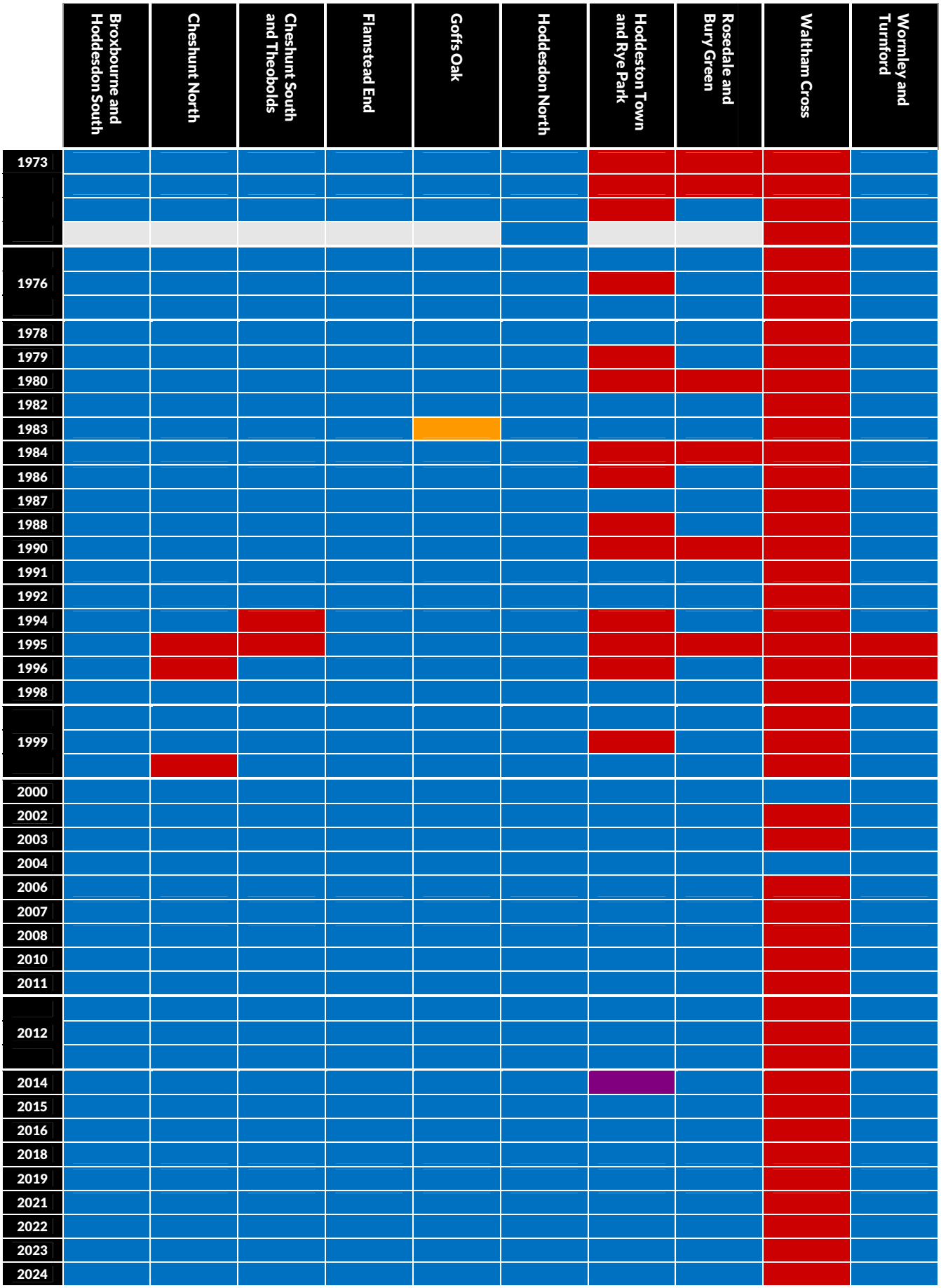

Broxbourne and Hoddesdon South
Broxbourne

Diane Sanders	**Con**	**1,313**	**55.3**	**- 13.4**
Sally Kemp	Grn	584	24.6	+15.1
Roy W. Wareham	Lab	273	11.5	- 1.0
Kiran Thomas	LD	122	5.1	- 4.1
Natthew J. Neale	UKIP	82	3.5	

Cheshunt North
Broxbourne

Julie Gunnell	**Con**	**895**	**48.3**	**- 14.3**
Lisa Newby	Lab	732	39.5	+12.5
Kostas Inchenko	LD	102	5.5	- 4.9
Madela Baddock	Grn	87	4.7	
Josh Asker	TUSC	38	2.0	

Cheshunt South and Theobalds
Broxbourne

***Carol A. Crump**	**Con**	**821**	**43.8**	**- 9.1**
Zahra L. Spencer	Lab	767	40.9	+ 8.2
Ellie Austen	Grn	131	7.0	
Cody McCormick	Ind	126	6.7	- 7.7
Bea Gardner	TUSC	29	1.5	

Flamstead End
Broxbourne

***Dee Hart**	**Con**	**934**	**60.0**	**- 15.7**
Ian Dust	Lab	397	25.5	+ 1.2
Karen Brett	Grn	120	7.7	
Kypros V. Savopoulos	LD	77	4.9	
Aaron Smith	TUSC	28	1.8	

Goffs Oak
Broxbourne

***Pierce A. Connolly**	**Con**	**1,168**	**57.7**	**- 9.4**
David B. Payne	LD	371	18.3	- 0.3
Aeden F. Rooney	Lab	347	17.1	+ 2.8
Trevor Griffiths	Grn	138	6.8	

Hoddesdon North
Broxbourne

***Keith M. Brown**	**Con**	**1,033**	**55.8**	**- 16.8**
Janet A. Wareham	Lab	433	23.4	+ 4.8
James E. McQuillan	Grn	151	8.2	
Albert E. Nicolas	UKIP	137	7.4	
Peter Kemp	LD	98	8.2	- 0.6

Hoddesdon Town and Rye Park
Broxbourne

***Ken Ayling**	**Con**	**713**	**48.6**	**- 12.9**
Andreas K. Georgiou	Lab	435	29.7	+ 3.2
Roy Clements	Grn	180	12.3	
Timothy D.P. Vizer	LD	96	6.5	- 5.5
Pauline L. Sulman	TUSC	42	2.9	

Rosedale and Bury Green
Broxbourne

***Peter L. Chorley**	**Con**	**943**	**54.2**	**- 11.7**
Ed Dragusin	Lab	550	31.6	+ 4.3
Rishi Mehta	Grn	168	9.6	
Kirstie J.M. De Rivaz	LD	80	4.6	- 2.2

Waltham Cross
Broxbourne

***Sean M. Waters**	**Lab**	**1,193**	**57.2**	**+ 4.9**
Yinka Sonubi	Con	570	27.4	- 20.3
Bob Gledhill	Grn	134	6.4	
Fabio Bonfante	LD	132	6.3	
Christine Thomas	TUSC	55	2.6	

Wormley and Turnford
Broxbourne

Jim Clune	**Con**	**1,014**	**56.1**	**- 8.9**
James C. Spencer	Lab	560	31.0	+ 5.8
Owen G. Brett	Grn	137	7.6	
Seema A. Rajani	LD	70	3.9	- 5.9
Robert Landon	TUSC	27	1.5	

Summary of results: Broxbourne

	Year	Elec	%Poll	Con	Lab	LD	Grn	Ind	Other
Broxbourne and Hoddesdon South	2024	7,447	32.0	55.3	11.5	5.1	24.6		3.5
	2023	7,370	31.9	54.3	10.9	6.2	28.6		
	2022	7,329	33.5	59.0	13.6	8.5	18.9		
	2021	7,362	36.4	68.7	12.5	9.2	9.5		
Cheshunt North	2024	6,703	28.1	48.3	39.5	5.5	4.7		2.0
	2023	6,585	23.9	45.9	37.5	10.0	6.6		
	2022	6,619	26.1	51.8	34.1	8.9	5.3		
	2021	6,742	29.4	62.6	27.0	10.4			
Cheshunt South and Theobalds	2024	6,892	27.4	43.8	40.9		7.0	6.7	1.5
	2023	6,889	25.7	45.5	36.9		5.5	12.1	
	2022	6,867	28.2	45.1	36.3		7.5	11.1	
	2021	6,936	30.7	52.9	32.7			14.4	
Flamstead End	2024	6,535	24.0	60.0	25.5	4.9	7.7		1.8
	2023	6,580	21.7	60.3	25.4	7.0	6.4		0.8
	2022	7,226	27.3	60.7	24.0	7.7	7.7		
	2021	6,764	30.0	75.7	24.3				
Goff's Oak	2024	7,481	27.3	57.7	17.1	18.3	6.8		
	2023	7,342	24.3	51.2	11.3	32.0	5.5		
	2022	6,872	28.5	54.5	15.2	24.9	5.4		
	2021	7,338	32.0	67.1	14.3	18.6			
Hoddesdon North	2024	7,557	24.7	55.8	23.4	5.3	8.2		7.4
	2023	7,410	26.3	61.8	22.5	7.7	8.0		
	2022	7,294	29.3	62.0	21.9	8.7	7.4		
	2021	7,362	30.9	72.6	18.6	8.8			
Hoddesdon Town and Rye Park	2024	7,143	20.7	48.6	29.7	6.5	12.3		2.9
	2023	7,119	20.8	50.9	30.5	7.8	10.8		
	2022	7,091	23.2	52.0	29.7	8.0	10.4		
	2021	7,133	25.2	61.5	26.5	12.0			
Rosedale and Bury Green	2024	6,831	25.5	54.2	31.6	4.6	9.6		
	2023	6,863	22.1	48.7	38.0		13.4		
	2022	6,665	25.6	51.7	32.3	6.7	9.4		
	2021	6,981	27.8	65.9	27.3	6.8			
Waltham Cross	2024	7,977	26.4	27.4	57.2	6.3	6.4		2.6
	2023	8,021	22.4	29.7	56.1	6.4	5.0		2.7
	2022	8,035	26.9	30.4	58.4	4.4	4.8		
	2021	8,080	31.1	47.7	52.3				
Wormley and Turnford	2024	7,872	23.2	56.1	31.0	3.9	7.6		1.5
	2023	7,879	21.1	53.7	34.4	4.2	7.1		
	2022	7,879	24.8	57.4	31.0	5.6	6.0		
	2021	8,034	26.3	65.0	25.2	9.8			

Burnley

3 ▼1	8	6 ▼5	15	2 ▲3	7	1 ▼2	5	3 ▲5	10	0 ◆	0

Council remains under no overall control



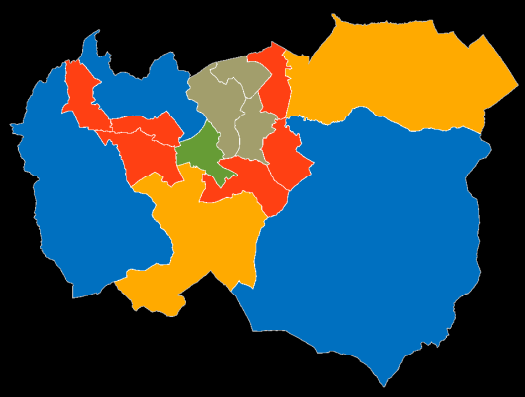

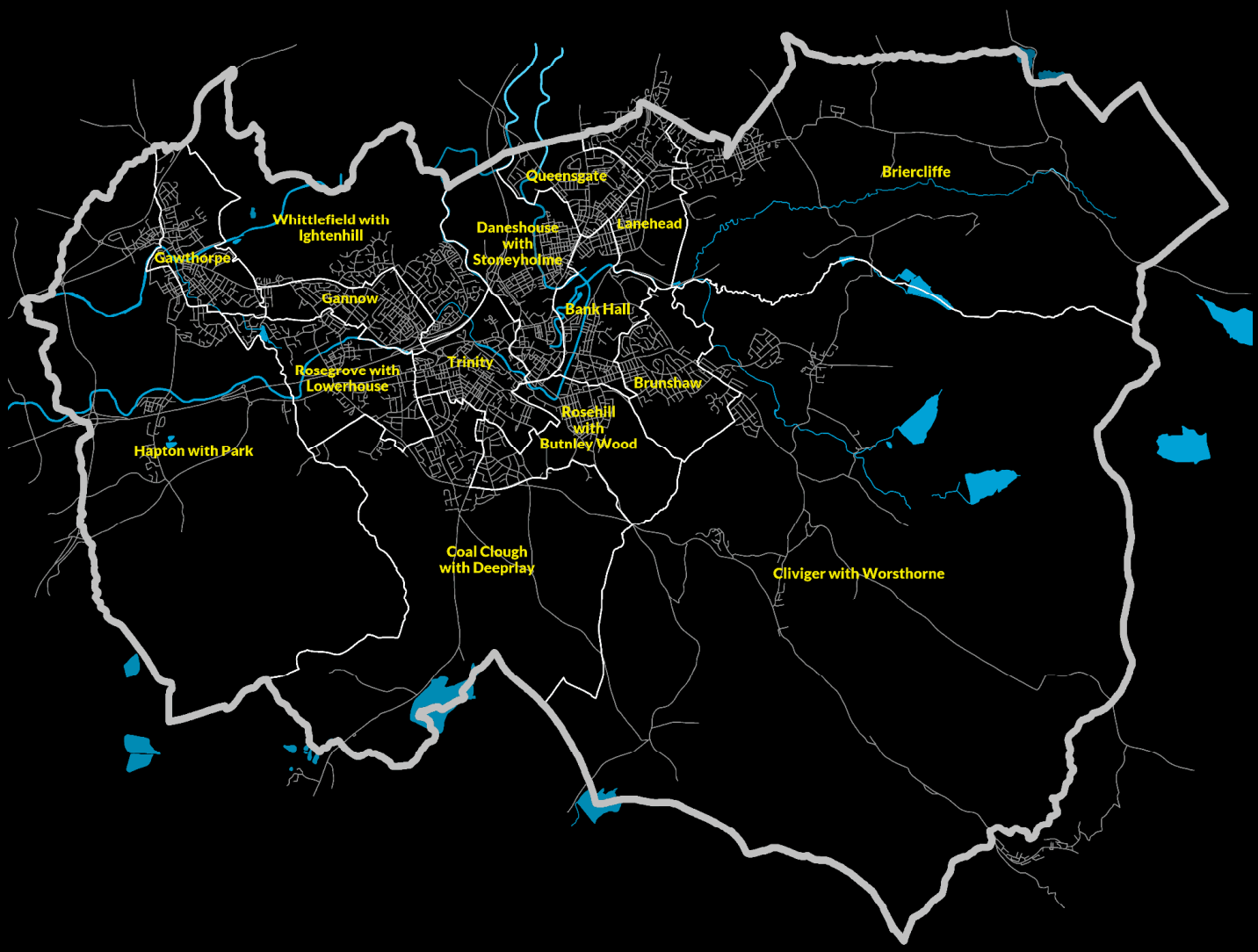

Electoral history of Burnley

	seats	%votes	seats	%votes	seats	%votes	seats	%votes	Total	Majority	
2024	8	26.3	15	32.4	7	9.2	15	32.0	15		
2023	8	23.8	20	44.6	7	11.1	10	20.4	15		
2022	8	26.1	18	39.0	8	12.8	11	22.1	15		
2021	9	32.0	18	34.0	8	10.4	10	23.6	15		
2019	4	13.8	21	36.0	11	11.6	9	38.6	15		
2018	5	18.6	25	43.3	11	15.7	4	22.4	15	5	●
2016	4	6.1	27	44.3	13	32.4	1	17.1	15	9	●
2015	5	14.8	29	36.9	10	26.9	1	21.4	15	13	●
2014	5	5.8	28	46.0	12	37.1	0	11.2	15	11	●
2012	5	5.6	26	52.7	14	33.5	0	8.3	15	7	●
2011	5	14.0	18	46.8	21	32.7	1	6.5	15		
2010	5	20.5	14	30.4	24	38.1	2	11.0	15	3	●
2008	6	18.9	12	27.8	23	37.3	4	15.9	15		
2007	6	15.5	17	30.0	18	32.6	4	21.9	15		
2006	5	17.8	16	28.8	16	37.5	8	15.9	15		
2004	4	20.2	21	33.1	11	29.4	9	17.3	15		
2003	3	9.7	24	29.9	7	17.2	11	43.1	15	3	●
2002	4	8.8	27	33.7	8	18.4	6	33.1	45	9	●
2000	3	10.8	24	36.7	9	22.1	12	30.5	16		
1999	3	10.3	31	42.7	9	24.0	5	23.1	16	14	●
1998	2	12.2	31	47.5	9	30.9	6	9.3	16	14	●
1996	1	13.5	34	61.0	8	24.8	1	0.7	16	20	●
1995	3	11.2	34	59.7	10	25.4	1	3.7	16	20	●
1994	5	14.2	33	56.7	9	28.9	1	0.3	15	18	●
1992	8	29.0	35	50.8	5	17.0	0	3.2	16	22	●
1991	8	22.7	36	49.5	4	23.0	0	4.7	48	24	●
1990	3	17.3	44	66.9	5	9.8	1	6.0	18	35	●
1988	5	23.2	40	54.8	5	11.3	3	10.7	17	27	●
1987	5	25.7	40	49.8	5	22.8	3	1.7	18	27	●
1986	8	21.5	41	50.0	5	28.5	0	0.0	18	28	●
1984	12	33.6	39	51.8	3	14.6	0	0.0	18	26	●
1983	18	35.1	35	52.5	1	12.4	0	0.0	18	16	●
1982	17	32.4	36	44.9	0	22.5	1	0.2	18	18	●
1980	19	36.5	35	56.2	0	4.1	0	3.1	18	16	●
1979	19	42.9	32	51.2	1	3.1	2	2.8	18	10	●
1978	19	43.1	33	44.5	2	2.1	2	10.3	18	10	●
1976	19	40.1	33	41.9	2	16.0	0	1.5	54	12	●
1973	13	30.6	39	48.3	1	17.0	1	4.2	54	26	●

Ward history of Burnley

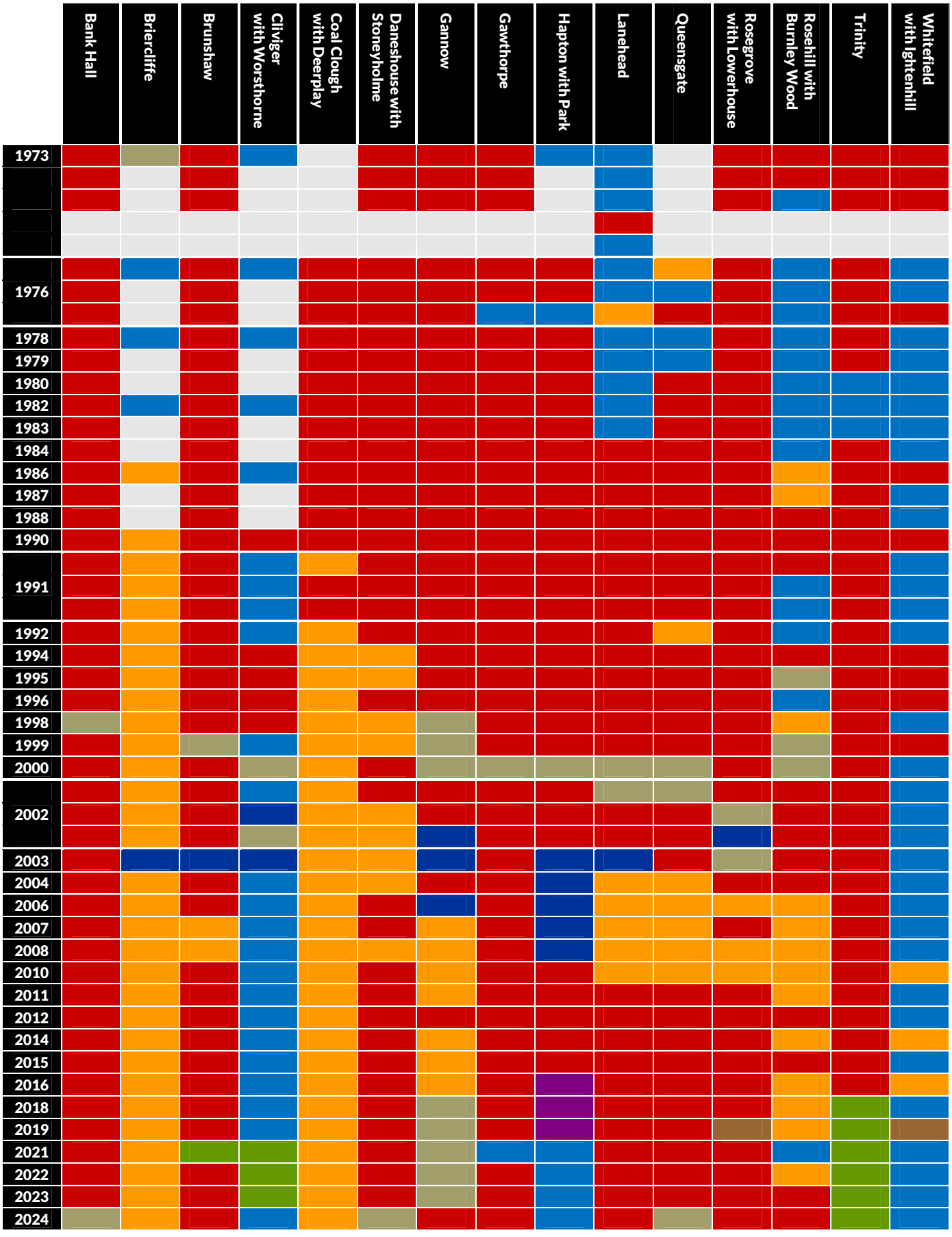

Bank Hall
Burnley

***Lubna Khan**	**Ind**	**737**	**55.0**	
Hannah R. Till	Lab	456	34.0	- 32.9
Susan M. Nutter	Con	147	11.0	- 0.1

Briercliffe
Burnley

***Margaret A. Lishman**	**LD**	**497**	**41.1**	**- 8.8**
Peter J. Coles	Lab	468	38.7	+23.1
Richard M.P. Sagar	Con	182	15.1	- 14.0
Julie A. Hurt	Grn	61	5.0	- 0.5

Brunshaw
Burnley

Shaun Sproule	**Lab**	**520**	**50.6**	**+22.7**
Andrew R. Newhouse	Grn	268	26.1	- 12.6
Claire E. Ingham	Con	209	20.4	- 13.0
Mubasher S. Lone	Ind	30	2.9	

Cliviger with Worsthorne
Burnley

Ivor C. Emo	**Con**	**955**	**54.7**	**+16.6**
*Scott Cunliffe	Grn	575	32.9	- 15.3
Carol Lukey	Lab	161	9.2	+ 1.6
Gorgyanna P.Q.D. Kenzington	LD	55	3.2	+ 0.7

Coal Clough with Deerplay
Burnley

***Jacqueline Inckle**	**LD**	**450**	**40.4**	**+ 3.9**
Jeff See	Lab	380	34.1	+11.0
Thomas Watson	Con	210	18.8	- 4.4
Anna M. Mort	Grn	75	6.7	+ 2.4

Daneshouse with Stoneyholme
Burnley

***Saeed A. Chaudhary**	**Ind**	**1,143**	**54.8**	**- 15.8**
Ikram Rafiq	LD	375	18.0	- 5.6
Mohammed A. Saleh	Con	340	16.3	+12.7
James Harrison	Lab	227	10.9	-59.7

Gannow
Burnley

Gemma Haigh	**Lab**	**590**	**59.4**	**+37.3**
Rhys Williams	Con	269	27.1	+ 7.2
Lewis J. Bridges	Grn	71	7.1	- 5.0
Kathryn Haworth	LD	47	4.7	- 0.8
Khalil Pascall	Ind	17	1.7	

Gawthorpe
Burnley

Barbara Dole	**Lab**	**658**	**60.8**	**+22.6**
*Karen Ingham	Con	424	39.2	- 16.8

Hapton with Park
Burnley

***Alan Hosker**	**Con**	**765**	**61.1**	**- 12.7**
Elaine Cotterell	Lab	380	30.3	+10.3
Sarah E. Hall	Grn	108	8.6	+ 2.4

Lanehead
Burnley

Andrew P. Waddington	**Lab**	**715**	**42.4**	**- 7.7**
*Mohammed A. Raja	Ind	712	42.2	
Abdul Shahid	Con	261	15.5	- 23.2

Queensgate
Burnley

Aurangzeb Ali	**Ind**	**1,184**	**69.2**	
Keith Till	Lab	343	20.0	- 44.5
Bailey Webster	Con	184	10.8	- 15.1

Rosegrove with Lowerhouse
Burnley

Ashley S. Brown	**Lab**	**395**	**37.4**	**+ 6.9**
Abbey Hartley	Con	286	27.1	- 0.7
Beatrice Foster	Ind	283	26.8	
Christopher P. Bridges	Grn	91	8.6	+ 3.2

Rosehill with Burnley Wood
Burnley

William Horrocks	**Lab**	**467**	**41.2**	**+10.3**
Russell Neal	LD	380	33.5	+ 5.0
Simon J. Bonney	Con	195	17.2	- 14.4
Fiona K. Hornby	Grn	92	8.1	- 0.9

Trinity
Burnley

***Martyn Hurt**	**Grn**	**396**	**52.0**	**- 5.4**
Tony Martin	Lab	280	36.8	+14.9
Dale J. Ferrier	Con	85	11.2	- 3.5

Whittlefield with Ightenhill
Burnley

***Don M.A.Whitaker**	**Con**	**647**	**46.8**	**+10.0**
Liam Walsh	Lab	305	22.1	+10.7
Duncan G. Reed	Grn	244	17.7	- 8.8
David Roper	Ind	139	10.1	
Mitchell J. Cryer	Ind	47	3.4	

Summary of results: Burnley

	Year	Elec	%Poll	Con	Lab	LD	Grn	Ind	Other
Bank Hall	2024	4,224	32.1	11.0	34.0			55.0	
	2023	4,155	30.3	10.4	74.1	6.8	8.7		
	2022	4,168	31.2	15.1	75.2		9.7		
	2021	4,177	34.1	22.0	66.9		11.1		
Briercliffe	2024	4,270	28.6	15.1	38.7	41.1	5.0		
	2023	4,259	29.2	17.7	28.7	49.6	4.0		
	2022	4,290	28.7	24.1	20.3	50.5	3.1		
	2021	4,394	32.0	29.1	15.6	49.9	5.5		
Brunshaw	2024	4,495	23.1	20.4	50.6		26.1	2.9	
	2023	4,554	27.9	14.0	45.3		40.7		
	2022	4,659	27.0	21.7	41.9		36.4		
	2021	4,717	25.6	33.4	27.9		38.7		
Cliviger with Worsthorne	2024	4,298	40.9	54.7	9.2	3.2	32.9		
	2023	4,253	42.7	42.0	8.3	5.6	44.1		
	2022	4,254	44.2	47.0	5.3		47.6		
	2021	4,299	47.4	38.1	7.6	2.5	48.2		3.6
Coal Clough with Deerplay	2024	3,891	28.8	18.8	34.1	40.4	6.7		
	2023	3,853	31.2	20.5	22.9	47.0	9.6		
	2022	3,870	36.3	15.8	20.2	60.0	4.1		
	2021	3,959	35.8	23.2	23.1	36.5	4.3		12.8
Daneshouse with Stoneyholme	2024	4,853	43.4	16.3	10.9	18.0		54.8	
	2023	4,694	31.9	3.6	76.5	16.4	3.4		
	2022	4,611	35.3	3.3	86.9	7.5	2.4		
	2021	4,563	43.0	3.6	70.6	23.6	2.2		
Gannow	2024	4,429	22.8	27.1	59.4	4.7	7.1	1.7	
	2023	4,356	23.1	9.3	36.8		5.6	48.2	
	2022	4,300	26.5	12.8	33.9		8.9	44.5	
	2021	4,250	29.5	19.9	22.1	5.5	12.1	40.4	
Gawthorpe	2024	4,338	25.3	39.2	60.8				
	2023	4,397	27.5	28.0	65.4		6.6		
	2022	4,471	27.2	34.1	59.5		6.5		
	2021	4,543	30.7	56.0	38.2		5.8		
Hapton wth Park	2024	4,804	26.2	61.1	30.3		8.6		
	2023	4,769	28.2	55.1	35.9		9.0		
	2022	4,710	31.0	67.0	21.1		11.9		
	2021	4,613	36.8	73.8	20.0		6.2		
Lanehead	2024	4,577	37.3	15.5	42.4			42.2	
	2023	4,528	28.7	26.8	50.5	16.7	5.9		
	2022	4,586	28.8	24.2	55.9	15.1	4.8		
	2021	4,608	37.8	38.7	50.1		11.3		
Queensgate	2024	4,323	40.1	10.8	20.0			69.2	
	2023	4,189	32.8	13.0	68.7	11.9	6.4		
	2022	4,188	32.7	23.3	68.0		8.8		
	2021	4,147	41.1	25.9	64.5		9.5		
Rosegrove with Lowerhouse	2024	4,854	21.7	27.1	37.4		8.6	26.8	
	2023	4,907	23.7	14.6	44.9	6.2	5.2	29.0	
	2022	5,007	25.6	24.2	41.4	4.9	4.5	25.0	
	2021	4,994	25.8	27.8	30.5	8.6	5.4	27.7	
Rosehill with Burnley Wood	2024	4,453	25.7	17.2	41.2	33.5	8.1		
	2023	4.438	28.3	13.4	38.4	37.4	5.4		5.3
	2022	4,512	30.6	15.1	23.6	56.2	5.1		
	2021	4,566	29.5	31.6	30.9	28.5	9.0		
Trinity	2024	4,025	19.0	11.2	36.8		52.0		
	2023	3,960	21.9	9.0	27.0		64.0		
	2022	3,998	23.9	9.3	23.9		66.7		
	2021	4,090	26.9	14.7	21.9		57.4		6.1
Whittlefield with Ightenhill	2024	4,554	30.5	46.8	22.1		17.7	13.5	
	2023	4,549	34.1	41.9	16.1	4.3	31.7	6.0	
	2022	4,592	35.8	38.3	14.9		28.0	2.1	16.7
	2021	4,672	39.3	36.8	11.4	4.6	26.5		20.7

Bury

2 ▼1	10	12 ▲1	32	0 ◆	0	0 ◆	0	3 ◆	8	0 ◆	1

Labour retains control - majority: 13 seats

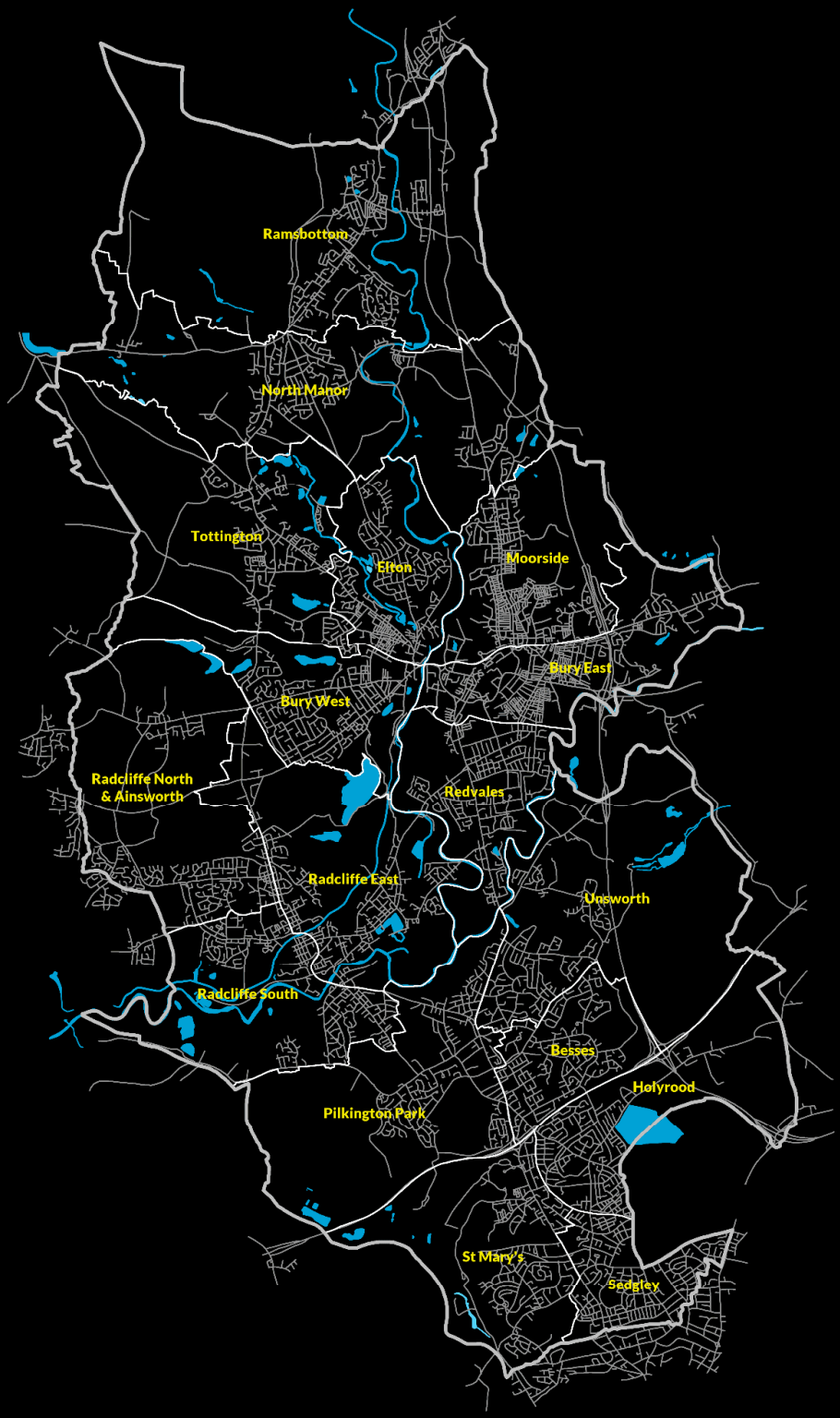



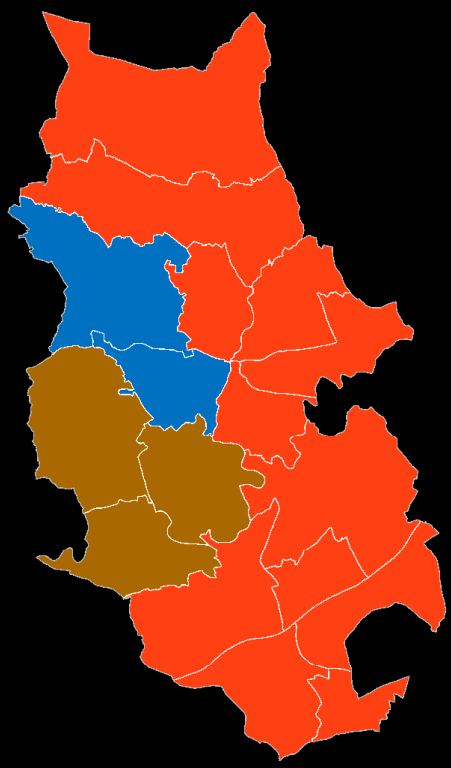

Electoral history of Bury

	seats	%votes	seats	%votes	seats	%votes	seats	%votes	Total	Majority	
2024	10	26.2	32	45.8	0	3.9	9	24.1	17	13	●
2023	11	28.6	31	48.1	0	4.9	9	18.3	17	11	●
2022	12	30.7	29	40.0	1	9.5	9	19.8	51	7	●
2021	16	39.8	28	41.4	4	8.9	3	9.9	17	5	●
2019	16	34.8	30	38.9	4	12.7	1	13.7	17	9	●
2018	17	37.7	31	48.1	3	9.7	0	4.4	17	11	●
2016	14	33.8	32	44.3	3	9.0	0	12.4	17	15	●
2015	12	33.3	35	40.3	2	7.0	2	19.3	17	19	●
2014	11	29.6	38	43.6	1	8.3	1	18.5	17	25	●
2012	12	28.7	36	51.0	2	9.3	1	11.0	17	21	●
2011	20	34.2	26	48.7	5	11.1	0	6.0	17	1	●
2010	23	35.3	20	35.5	8	22.8	0	6.4	17		
2008	26	46.9	16	29.7	9	16.8	0	6.6	17	1	●
2007	23	41.4	20	33.9	8	18.4	0	6.2	17		
2006	22	42.2	23	33.8	6	21.6	0	2.5	17		
2004	19	37.0	27	35.0	5	21.7	0	6.3	51	3	●
2003	16	39.8	28	40.3	4	18.8	0	1.1	16	8	●
2002	12	36.9	33	46.4	3	12.9	0	3.8	16	18	●
2000	13	41.1	32	42.2	3	15.6	0	1.1	16	16	●
1999	8	32.8	36	48.7	3	13.9	1	4.6	16	33	●
1998	6	34.0	39	52.2	3	13.0	0	0.9	16	30	●
1996	4	30.9	41	57.2	3	10.9	0	0.9	16	34	●
1995	11	28.5	34	62.8	3	8.4	0	0.2	16	20	●
1994	21	31.6	24	56.6	3	11.5	0	0.3	16		
1992	22	54.1	24	36.2	2	8.7	0	1.1	16		
1991	18	42.1	29	43.3	1	14.2	0	0.4	16	10	●
1990	21	35.4	27	52.8	0	9.4	0	2.3	16	6	●
1988	22	45.0	26	47.4	0	6.7	0	0.8	16	4	●
1987	18	47.0	30	38.3	0	14.7	0	0.0	16	12	●
1986	18	37.5	30	51.0	0	11.5	0	0.0	16	12	●
1984	26	42.5	22	49.1	0	8.4	0	0.0	16	4	●
1983	27	43.6	21	43.4	0	12.6	0	0.4	16	6	●
1982	28	38.9	20	37.4	0	21.5	0	2.2	16	8	●
1980	28	42.8	20	46.0	0	12.7	0	1.1	16	8	●
1979	33	45.6	15	40.5	0	12.1	0	1.8	48	18	●
1978	38	54.2	10	41.8	0	2.9	0	1.2	16	28	●
1976	36	56.0	11	34.6	1	8.8	0	0.5	16	24	●
1975	28	54.5	16	29.9	4	13.7	0	1.9	16	8	●
1973	21	41.9	20	42.5	7	11.0	0	4.6	48		

Ward history of Bury

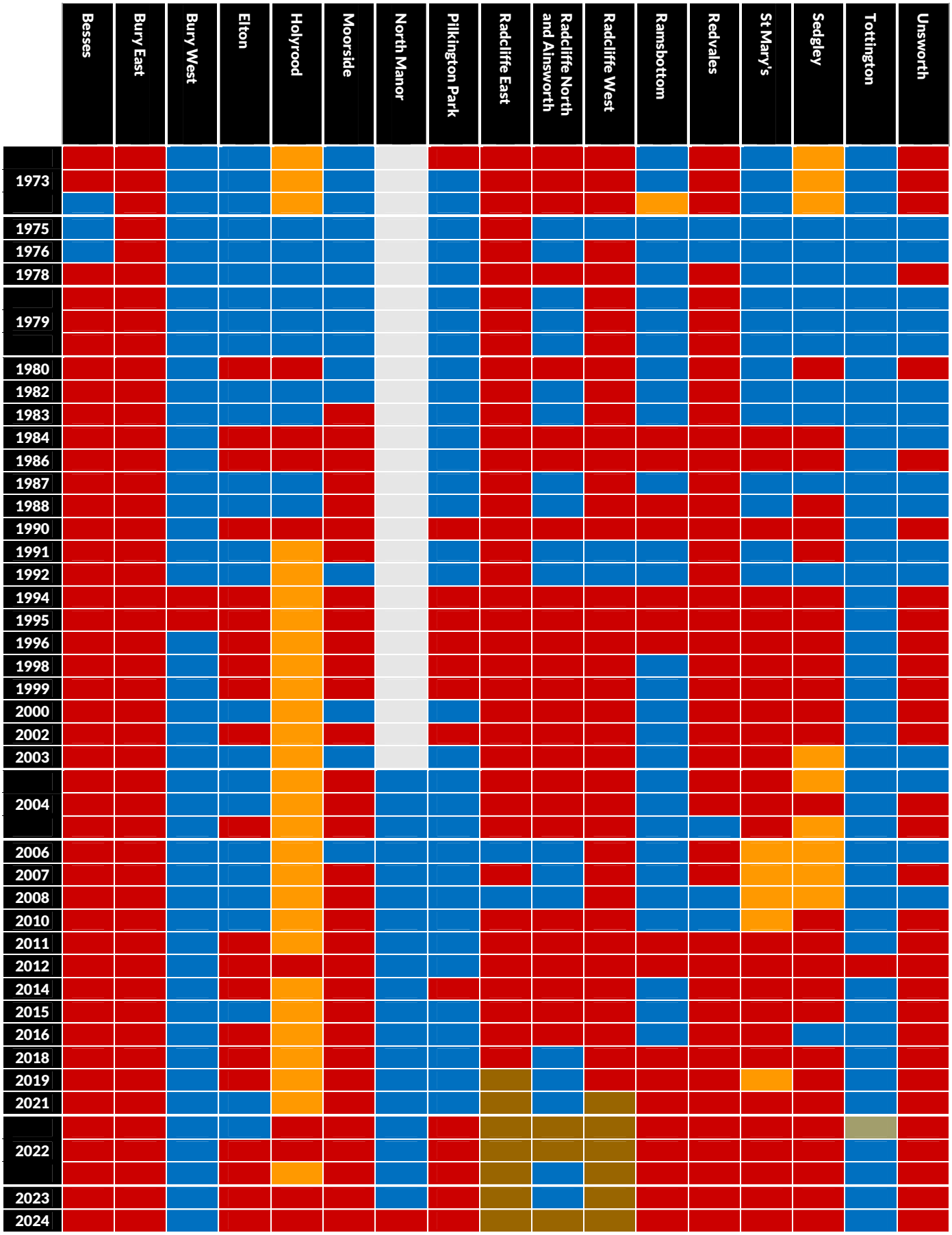

Ward boundaries in Bury were changed in 2022, resulting in all-out elections that year. As a result, vote share changes are with 2022, not 2021 for this council

BInd = Bury Independent

Besses
Bury South

Miriam Rahimov	**Lab**	**1,528**	**63.7**	**+15.6**
Martyn J. West	BInd	390	16.3	+ 5.7
Greg Keeley	Con	281	11.7	- 4.5
Stephen Morris	ED	198	8.3	+ 2.4

Bury East
Bury North

***Gavin P. McGill**	**Lab**	**999**	**37.7**	**- 3.3**
Fawad Sabir	BInd	488	18.4	
Syed M. Hashmi	WP	423	15.9	
Jihyun Park	Con	337	12.7	- 20.2
Kevin Cadwallader	Ref	302	11.4	
David H. Foss	LD	104	3.9	- 3.3

Bury West
75% Bury North, 25% Bury South

***Dene J. Vernon**	**Con**	**1,632**	**48.2**	**- 1.4**
Helen J. Varnom	Lab	1,289	38.1	+ 7.9
Alan Batfield	BInd	463	13.7	

Elton
Bury North

***Martin J. Hayes**	**Lab**	**1,606**	**45.8**	**+ 0.9**
Andrew P. Luxton	Con	1,456	41.5	- 2.2
Michael Hankey	BInd	444	12.7	

Holyrood
Bury South

***Imran R. Rizvi**	**Lab**	**1,680**	**45.2**	**+ 2.4**
Steven D. Wright	LD	1.443	38.8	- 0.7
Peter Curati	Grn	273	7.3	
Geoffrey Baron	Con	176	4.7	- 3.9
Valerie Morris	ED	143	3.8	

Moorside
Bury North

***Ciaron M. Boles**	**Lab**	**1,202**	**43.9**	**- 5.1**
Aamer Yasin	BInd	858	31.3	
Ian C. Strachan	Con	678	24.8	- 7.6

North Manor
Bury North

John D. Southworth	**Lab**	**1,844**	**45.8**	**+14.8**
*Liam J. Dean	Con	1,802	44.7	+ 6.8
Charlie Allen	Grn	263	6.5	- 9.7
Raymond M. Solomon	BInd	119	3.0	

Pilkington Park
Bury South

***Elizabeth Fitzgerald**	**Lab**	**1,710**	**53.9**	**+10.9**
Anthony Rose	Con	1,000	31.5	- 11.0
Jeff Armstrong	Ref	237	7.5	
Mike Court	BInd	142	4.5	
Shadman Zaman	Ind	81	2.6	

Radcliffe East
Bury South

Ken Simpson	**First**	**1,390**	**60.0**	**+ 4.6**
Rhyse L. Cathcart	Lab	757	32.7	+ 4.0
Mark J. Gregory	Con	171	7.4	- 3.0

Radcliffe North and Ainsworth
79% Bury North, 21% Bury South

***Andrea M. Booth**	**First**	**1,467**	**42.7**	**+ 4.9**
Paul Cropper	Con	1,186	34.5	- 1.4
Sally-Ann McGill	Lab	780	22.7	- 0.6

Radcliffe West
Bury South

***Des Duncliffe**	**First**	**1,320**	**56.6**	**+ 9.2**
Josh Harcup	Lab	811	34.7	+ 0.3
Emma E. Lee	Con	203	8.7	- 1.8

Ramsbottom
Bury North

***Tom Pilkington**	**Lab**	**2,214**	**61.5**	**+14.7**
Adam T. Lewis	Con	1,142	31.7	- 2.2
Martyn Bristow	LD	242	6.7	- 2.7

Redvales
Bury North

***Tamoor Tariq**	**Lab**	**1,155**	**37.4**	**- 6.6**
Shabaz I. Shamim	WP	962	31.1	
Mazhar Aslam	Con	410	13.3	- 23.0
Paul Johnstone	Grn	378	12.2	+ 1.9
Mirza Hamie	BInd	184	6.0	

St Mary's
Bury South

***Debra Green**	**Lab**	**2,177**	**68.0**	**+19.2**
Artjoms Markovins	Con	523	16.3	- 6.9
Nick Hubble	Grn	502	15.7	+ 5.8

Sedgley
Bury South

***Alan Quinn**	**Lab**	**1,832**	**65.5**	**+ 6.7**
Jonathan Grosskopf	Con	709	25.3	+ 6.0
Ewan J. Arthur	LD	256	9.2	- 1.8

Tottington
Bury North

***Luis J. McBriar**	**Con**	**1,416**	**45.7**	**+14.5**
Adnan Chaudhry	Lab	904	29.2	+10.4
Angie Sutcliffe	BInd	777	25.1	

Unsworth
13% Bury North, 87% Bury South

Jodie K. Hook	**Lab**	**1,724**	**51.4**	**- 8.9**
Steve Middleton	BInd	760	22.7	
Paul Davies	Con	690	20.6	- 19.1
Iftikhar Ahmed	WP	177	5.3	

Summary of results: Bury

	Year	Elec	%Poll	Con	Lab	LD	Grn	Ind	Other
Besses	2024	8,276	29.2	11.7	63.7			16.3	8.3
	2023	8,199	27.8	8.9	69.1		6.4	9.5	6.1
	2022	8,009	30.7	16.2	48.1	5.9	11.8	10.6	7.5
	2021	8,241	33.6	28.2	58.1	3.0	5.7		5.1
Bury East	2024	9,072	29.5	12.7	37.7	3.9		18.4	27.3
	2023	8,942	24.7	28.5	55.9	4.1	6.7		4.8
East	2022	8,756	31.8	32.9	41.0	7.2	11.0		7.8
	2021	8,691	32.2	33.1	53.8	13.1			
Bury West	2024	8,582	39.8	48.2	38.1			13.7	
	2023	8,547	37.5	50.1	34.9		15.1		
Church	2022	8,499	41.7	49.6	30.2	7.3	12.9		
	2021	8,390	45.9	60.6	29.9	3.3	6.3		
Elton	2024	9,011	39.2	41.5	45.8			12.7	
	2023	8,879	37.8	44.3	48.4		4.7	2.6	
	2022	8,740	41.5	43.7	44.9	11.3			
	2021	8,717	42.7	52.6	42.2	5.1			
Holyrood	2024	8,764	42.7	4.7	45.2	38.8	7.3		3.8
	2023	8,615	41.4	4.5	47.6	40.6	4.4		2.9
	2022	8,468	43.4	8.6	42.8	39.5			
	2021	8,706	43.9	13.5	39.5	44.4	2.5		
Moorside	2024	8,710	31.8	24.8	43.9			31.3	
	2023	8,580	29.8	27.3	56.0		8.2	8.5	
	2022	8,474	35.6	32.4	49.0		10.3	8.3	
	2021	8,941	35.9	30.5	51.3	4.1	8.7	5.4	
North Manor	2024	8,183	49.5	44.7	45.8		6.5	3.0	
	2023	8,157	45.5	42.5	40.3	3.7	13.5		
	2022	7,992	49.3	37.9	31.0	15.0	16.2		
	2021	8,090	52.1	53.0	29.5	6.8	10.8		
Pilkington Park	2024	7,699	41.5	31.5	53.9			7.1	7.5
	2023	7,608	42.6	36.4	48.2	2.9	4.0	7.3	1.1
	2022	7,508	40.6	42.5	43.0		14.5		
	2021	7,633	43.6	55.4	35.8	2.9	5.9		
Radcliffe East	2024	8,258	28.2	7.4	32.7				60.0
	2023	8,131	27.2	7.9	28.8		3.0		60.2
	2022	7,987	32.4	10.4	28.7		5.5		55.4
	2021	9,234	35.3	16.7	33.0	2.6			47.7
Radcliffe North and Ainsworth	2024	9,475	36.4	34.5	22.7				42.7
	2023	9,439	35.2	38.7	22.1		2.4		36.8
Radcliffe North	2022	9,318	38.5	35.9	23.3		3.1		37.8
	2021	8,707	39.6	50.3	20.5	2.9			26.3
Radcliffe West	2024	8,511	27.6	8.7	34.7				56.6
	2023	8,358	25.9	9.0	31.1	0.9	2.2		56.9
	2022	8,170	31.9	10.5	34.4	2.7			47.4
	2021	8,516	31.4	19.0	36.6	1.7			42.7
Ramsbottom	2024	9,066	40.2	31.7	61.5	6.7			
	2023	9,185	40.0	35.5	56.4	4.0	4.1		
	2022	8,964	45.6	33.9	46.8	10.1	9.1		
	2021	9,074	46.5	46.7	50.5	2.8			
Redvales	2024	8,877	35.1	13.3	37.4		12.2	6.0	31.1
	2023	8,706	28.3	18.6	63.7		5.2	12.5	
	2022	8,431	39.7	36.3	44.0	9.4	10.3		
	2021	9,368	39.1	42.6	47.5	1.5	8.4		
St Mary's	2024	8,835	36.9	16.3	68.0		15.7		
	2023	8,727	34.1	14.4	62.6	14.4	8.6		
	2022	8,441	40.8	9.4	48.8	31.9	9.9		
	2021	8,301	43.7	13.1	48.2	38.7			
Sedgley	2024	8,881	32.2	25.3	65.5	9.2			
	2023	8,749	31.2	21.8	70.1		8.1		
	2022	8,485	34.7	19.3	58.8	10.9	11.0		
	2021	9,004	40.6	38.5	57.1	4.4			
Tottington	2024	7,882	39.6	45.7	29.2			25.1	
	2023	7,902	36.5	42.4	28.5	2.5		26.6	
	2022	7,755	45.5	31.2	18.8		10.9	39.1	
	2021	8,024	45.0	64.0	26.5	3.0	5.6		1.0
Unsworth	2024	8,529	39.5	20.6	51.4			22.7	5.3
	2023	8,466	35.1	32.1	61.3		6.6		
	2022	8,423	44.0	39.7	60.3				
	2021	7,336	47.4	45.0	52.0	3.0			

Calderdale

3	11	10	29	2	6	1	3	1	1	0	1
▼4		▲1		◆		▲1		▲1		▲1	

Labour retains control - majority: 7 seats

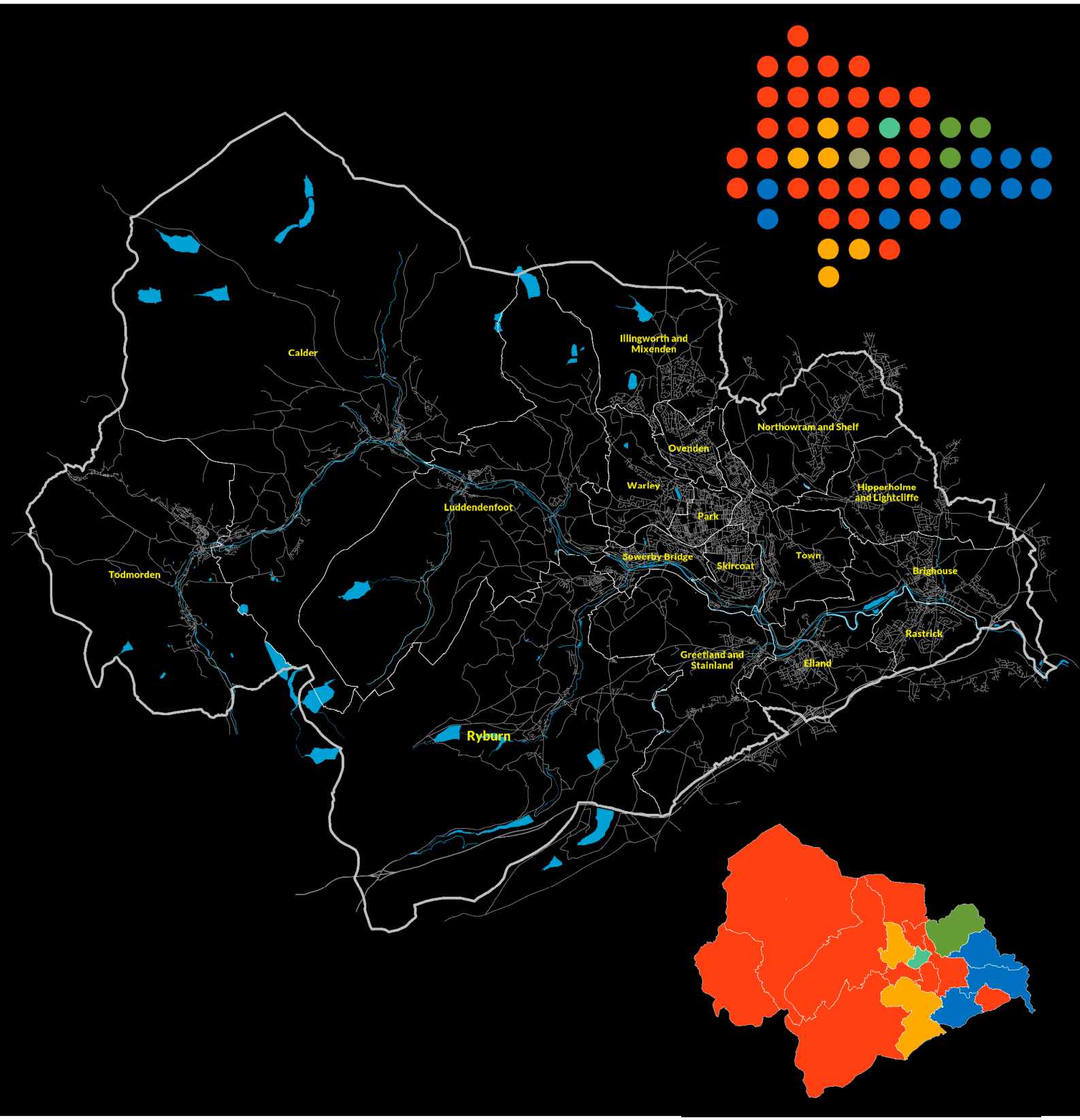

Electoral history of Calderdale

	seats	%votes	seats	%votes	seats	%votes	seats	%votes	Total	Majority	
2024	11	26.4	29	41.6	6	10.8	5	21.2	17	7	●
2023	15	29.5	28	44.4	6	12.7	2	13.5	17	5	●
2022	15	30.9	28	40.0	6	9.5	2	19.8	17	5	●
2021	15	35.8	28	42.4	5	9.9	3	12.0	17	5	●
2019	14	30.4	28	37.8	7	14.2	2	17.6	17	5	●
2018	20	34.9	24	42.0	6	10.8	1	12.2	17		
2016	23	30.1	22	38.1	5	15.5	1	16.3	17		
2015	21	38.5	24	34.5	5	10.8	1	16.2	17		
2014	19	30.1	25	33.0	6	12.4	1	24.5	17		
2012	17	31.0	20	40.4	12	19.8	2	8.7	17		
2011	21	32.5	13	35.2	14	18.0	3	14.3	17		
2010	20	32.0	10	26.3	17	29.5	4	12.2	17		
2008	20	35.8	9	22.0	17	27.8	5	14.3	17		
2007	19	27.6	11	25.3	16	24.8	5	22.3	17		
2006	20	29.4	10	22.8	16	25.7	5	22.2	17		
2004	21	32.9	9	23.7	15	22.0	6	21.4	51		
2003	25	30.5	10	27.8	16	25.4	3	16.4	18		
2002	25	35.6	13	32.2	15	26.8	1	5.4	18		
2000	28	44.1	10	28.6	15	20.8	1	6.5	18		
1999	19	38.0	20	34.5	14	19.4	1	8.1	18		
1998	13	38.7	28	31.8	12	24.9	1	4.6	18	2	
1996	8	27.3	37	46.7	8	22.0	1	4.1	18	10	●
1995	17	25.5	28	50.8	7	15.3	2	8.4	18	2	●
1994	23	30.4	22	43.8	7	14.9	2	10.9	18		
1992	25	48.4	22	31.3	7	17.3	0	3.0	18		
1991	21	43.2	28	38.0	5	15.1	0	6.6	18	2	●
1990	20	35.4	29	45.4	5	13.0	0	6.2	18	4	●
1988	18	38.3	26	43.7	10	16.4	0	1.5	18		
1987	16	36.4	24	34.8	14	27.1	0	1.7	18		
1986	15	28.8	22	41.2	16	27.4	1	2.5	18		
1984	16	35.9	22	38.9	15	25.1	1	0.0	18		
1983	20	38.1	22	36.6	11	24.8	1	0.4	18		
1982	22	33.9	23	32.2	9	31.2	0	2.7	18		
1980	23	37.6	22	41.1	9	20.2	0	1.3	18		
1979	26	42.5	17	39.2	7	16.8	1	1.4	17	1	
1978	34	43.8	11	40.2	6	14.9	0	1.2	17	17	●
1976	34	49.6	13	31.8	4	15.6	0	3.0	17	17	●
1975	28	54.6	18	27.6	5	15.5	0	2.3	17	5	●
1973	18	36.3	28	39.9	5	18.7	0	5.1	51	5	●

Ward history of Calderdale

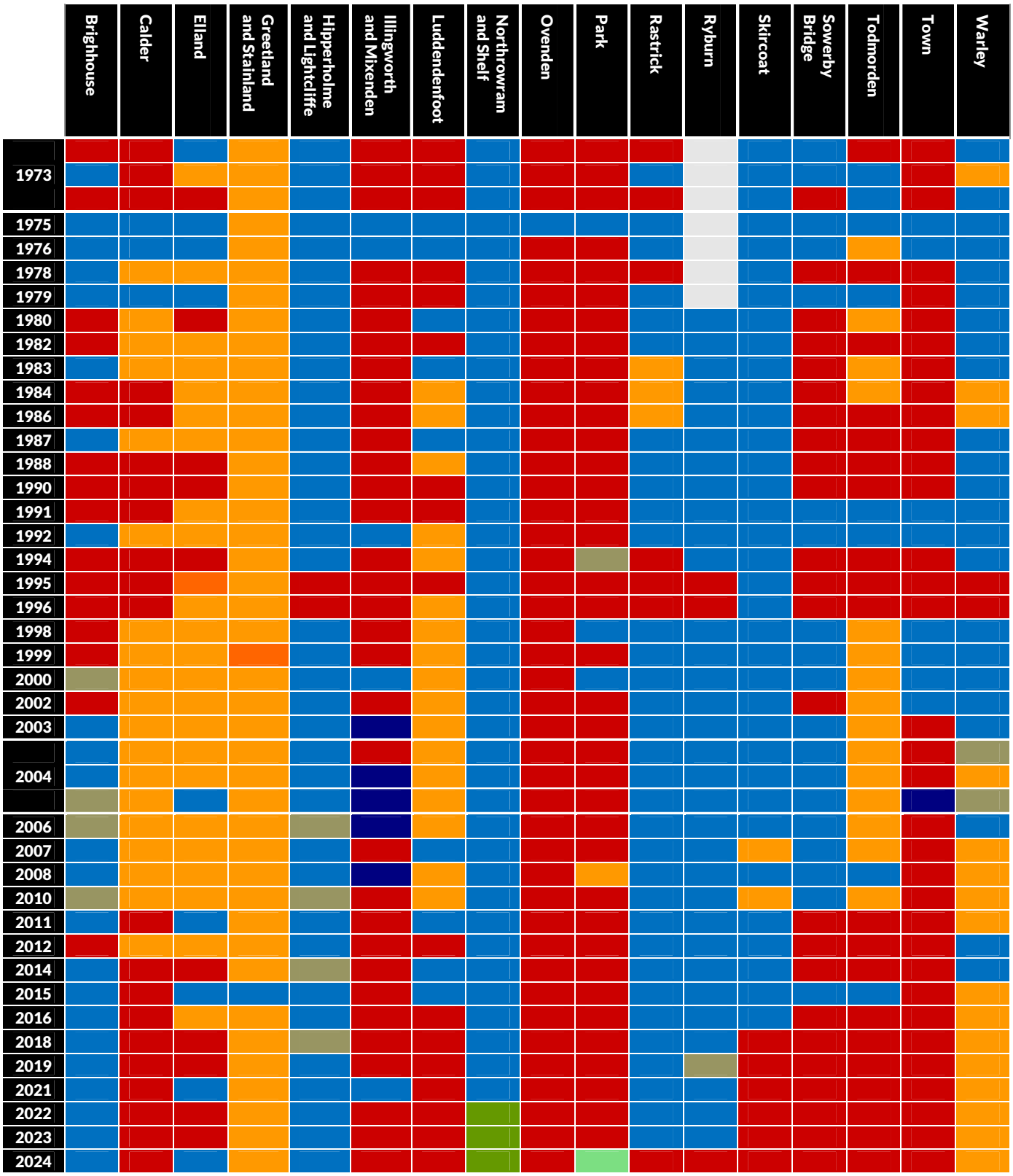

Brighouse
Calder Valley

Geraldine M. Carter	**Con**	**1,163**	**41.4**	**+ 0.3**
Frank M. Darnley	Lab	1,078	38.3	+15.8
Kim Atkinson	Grn	445	15.8	+ 7.2
Jennie D. Rigg	LD	126	4.5	+ 1.7

Calder
Calder Valley

***Josh Fenton-Glynn**	**Lab**	**3,008**	**67.7**	**+ 1.4**
Mark Stanley	Grn	638	14.4	+ 5.0
Christopher D. Lee	Con	574	12.9	- 5.4
Chris Wadsworth	LD	222	5.0	+ 0.7

Elland
Calder Valley

Peter J. Hunt	**Con**	**786**	**31.4**	**- 5.5**
Khuram Majid	Lab	700	27.9	- 7.1
Richard A. Phillips	LD	574	22.9	+ 1.6
Barry E. Crossland	Grn	446	17.8	+10.1

Greetland and Stainland
Calder Valley

***Paul A. Bellenger**	**LD**	**1,526**	**51.0**	**+ 2.5**
Alex Greenwood	Con	806	26.9	+ 1.4
Mark A. Pitkethly	Lab	420	14.0	+ 2.4
Jacquelyn Haigh	Grn	240	8.0	+ 0.1

Hipperholme and Lightcliffe
Halifax

***George A. Robinson**	**Con**	**1,846**	**57.7**	**- 10.2**
Samuel Ackroyd	Lab	934	29.2	+ 6.1
Catherine L. Graham	Grn	299	9.3	+ 2.6
Nikki Stocks	LD	122	3.8	+ 1.5

Illingworth and Mixenden
GAIN
Halifax

Shane D. Taylor	**Lab**	**1,168**	**50.0**	**+10.7**
Stephen Padgett	Con	640	27.4	- 15.1
Laura I. Beesley	Grn	169	7.2	+ 4.1
Sean Loftus	Ind	143	6.1	+ 4.4
Sara Gaunt	Ind	135	5.8	
Nicholas D. Proctor	LD	79	3.4	+ 1.8

Luddendenfoot
Calder Valley

***Jane Scullion**	**Lab**	**1,862**	**58.3**	**+12.5**
Jill Smith-Moorhouse	Con	731	22.9	+13.2
Christine I. Bampton-Smith	LD	307	9.6	- 0.2
Kate Sweeny	Grn	295	9.2	+ 0.9

Northowram and Shelf
GAIN
Halifax

Elaine Hay	**Grn**	**2,275**	**68.1**	**+44.1**
John Vaughan	Con	737	22.1	- 36.1
Allen G. Slingsby	Lab	327	9.8	- 6.0

Ovenden
Halifax

Danielle Durrans	**Lab**	**919**	**56.3**	**+10.7**
Anne E. Baines	Con	358	21.9	- 15.8
Sean Bamforth	LD	188	11.5	+ 0.1
Finn M. Jensen	Grn	166	10.2	+ 4.9

Park
GAIN
Halifax

Shakir Saghir	**WP**	**1,643**	**44.3**	
Sabir Hussain	Grn	953	25.7	+21.5
Sadia Zaman	Lab	758	20.4	- 40.6
Samuel J. Jackson	LD	190	5.1	+ 2.5
Naveed Khan	Con	164	4.4	- 28.9

Rastrick
GAIN
Calder Valley

Alan P. Judge	**Lab**	**1,317**	**45.9**	**+15.9**
Joseph P.S. Matthews	Con	1,151	40.1	- 18.4
Andrew Bramley	Grn	237	8.3	- 0.8
Bernadette D. Stancliffe	LD	165	5.7	+ 2.2

Ryburn
GAIN
68% Calder Valley, 32% Halifax

Leah E. Webster	**Lab**	**1,554**	**48.8**	**+27.7**
*Robert E. Thornber	Con	1,270	39.9	- 7.4
Cordelia Prescott	Grn	197	6.2	+ 0.7
Rosemary Tatchell	LD	165	5.2	+ 2.9

Skircoat
Halifax

***Ann J. Kingstone**	**Lab**	**1,932**	**51.5**	**+ 1.8**
Oliver J. Gibson	Con	950	25.3	- 10.0
Robert W. Orange	Grn	558	14.9	+ 6.1
Michael Holdsworth	LD	309	8.2	+ 2.0

Sowerby Bridge
Halifax

***Adam D. Wilkinson**	**Lab**	**1,702**	**59.5**	**+ 6.8**
Mark L. Edwards	Con	695	24.3	- 12.8
David Booth	Grn	295	10.2	+ 3.2
Diana M. Harris	LD	167	5.8	+ 2.6

Todmorden
Calder Valley

***Diana H. Tremayne**	**Lab**	**1,919**	**61.9**	**+10.2**
Brian M. Carter	Con	525	16.9	- 4.9
Kieran L. Turner	Grn	495	16.0	+ 6.4
Kye Abdul	LD	160	5.2	- 9.4

Town
Halifax

Kelly Thornham	**Lab**	**1,160**	**47.7**	**- 2.5**
Vishal Gupta	Con	839	34.5	+ 1.3
Elliot D. Hay	Grn	329	13.5	+ 2.0
Garry Prashad	LD	103	4.2	- 0.9

Warley
Halifax

***Ashley J.R. Evans**	**LD**	**1,153**	**36.8**	**- 5.7**
Ben Jancovich	Lab	660	21.1	- 10.4
Sohail Ashfaq	Ind	557	17.8	
Stephen Baines	Con	350	11.2	- 9.9
Katie Witham	Grn	274	8.7	+ 3.8
Martin R. Davies	Free	139	4.4	

Summary of results: Calderdale

	Year	Elec	%Poll	Con	Lab	LD	Grn	Ind	Other
Brighouse	2024	8,249	34.6	41.4	38.3	4.5	15.8		
	2023	8,254	36.4	44.0	39.3	6.4	8.4		1.9
	2022	8,284	37.5	53.1	31.6	9.2	6.2		
	2021	8,345	45.3	41.1	22.5	2.8	8.0	25.7	
Calder	2024	9,239	48.7	12.9	67.7	5.0	14.4		
	2023	9,207	48.3	12.6	59.4	11.6	14.0	2.5	
	2022	9,157	51.1	16.0	65.5	7.3	10.0		1.2
	2021	9,264	55.4	18.3	66.3	4.3	9.4		1.8
Elland	2024	8,876	28.7	31.4	27.9	22.9	17.8		
	2023	8,815	31.2	28.5	47.4	13.5	8.3		2.1
	2022	8,728	33.0	33.2	50.5	8.2	8.2		
	2021	8,700	37.9	36.9	35.0	21.3	6.7		
Greetland and Stainland	2024	8,503	35.5	26.9	14.0	51.0	8.0		
	2023	8,464	34.7	36.9	14.4	42.4	6.3		
	2022	8,448	38.4	36.0	9.8	48.5	5.7		
	2021	8,436	42.4	25.5	11.6	48.5	7.9	6.4	
Hipperholme and Lightcliffe	2024	9,208	35.2	57.7	29.2	3.8	9.3		
	2023	9,079	35.1	52.3	32.2	4.0	11.1		
	2022	9,045	36.8	55.1	22.6	8.7	13.5		
	2021	9,069	43.8	67.9	23.1	2.3	6.7		
Illingworth and Mixenden	2024	9,319	25.3	27.4	50.0	3.4	7.2	11.9	
	2023	9,202	24.9	29.9	54.9	4.2	5.8	5.2	
	2022	9,094	27.7	40.6	48.2	2.6	4.5	4.2	
	2021	9,053	31.9	42.5	39.3	1.6	3.1	1.7	11.8
Luddendenfoot	2024	7,965	40.5	22.9	58.3	9.6	9.2		
	2023	7,995	42.2	24.5	56.8	10.6	8.1		
	2022	7,982	45.7	26.2	61.8	6.2	5.9		
	2021	7,992	47.7	36.1	45.8	9.8	8.3		
Northowram and Shelf	2024	9,106	37.0	22.1	9.8		68.1		
	2023	9,081	39.2	28.2	7.1	1.5	63.1		
	2022	9,089	37.6	39.9	17.9	2.1	40.1		
	2021	9,124	41.4	58.2	15.8	2.0	24.0		
Ovenden	2024	8,422	19.8	21.9	56.3	11.5	10.2		
	2023	8,423	21.5	23.2	57.3	12.5	7.0		
	2022	8,463	22.2	29.3	52.1	10.3	8.3		
	2021	8,466	25.6	37.7	45.6	11.4	5.3		
Park	2024	9,576	39.1	4.4	20.4	5.1	25.7		44.3
	2023	9,465	32.6	18.5	57.6	17.7	4.2	2.0	
	2022	9,573	39.3	15.0	64.7	16.0	4.2		
	2021	9,472	41.4	33.3	61.0	2.6	3.2		
Rastrick	2024	8,300	35.0	40.1	45.9	5.7	8.3		
	2023	8,288	35.5	44.1	40.4	5.2	7.0		3.2
	2022	8,209	37.5	49.7	39.3	4.9	6.1		
	2021	8,354	43.4	58.5	30.0	2.5	9.1		
Ryburn	2024	8,962	36.0	39.9	48.8	5.2	6.2		
	2023	8,878	35.8	46.1	34.7	7.9	8.7		2.6
	2022	8,903	36.9	47.2	40.0	5.1	7.7		
	2021	8,979	42.1	47.3	21.1	2.3	5.5	22.5	1.4
Skircoat	2024	9,685	39.1	25.3	51.5	8.2	14.9		
	2023	9,589	39.0	28.2	61.4	5.4	5.1		
	2022	9,623	41.1	32.2	56.5	6.0	5.3		
	2021	9,606	45.2	35.3	49.7		8.8		
Sowerby Bridge	2024	8,820	33.0	24.3	59.5	5.8	10.2		
	2023	8,760	32.9	29.8	51.4	10.3	8.5		
	2022	8,767	34.7	33.0	51.4	8.5	7.1		
	2021	8,731	39.6	37.1	52.7	3.2	7.0		
Todmorden	2024	8,983	35.1	16.9	61.9	5.2	16.0		
	2023	8,906	34.9	17.3	58.5	8.8	15.4		
	2022	9,020	37.1	17.2	59.9	9.3	10.5		3.1
	2021	9,106	41.6	21.8	51.7	14.6	9.6		2.3
Town	2024	9,173	26.9	47.7	34.5	4.2	13.5		
	2023	9,001	25.9	34.4	48.2	6.5	10.8		
	2022	8,986	27.8	39.6	48.0	5.2	7.1		
	2021	9,013	30.9	33.2	50.2	5.1	11.5		
Warley	2024	9,209	34.3	11.2	21.1	36.8	8.7	17.8	4.4
	2023	9,105	36.2	10.4	36.9	46.8	3.7		2.2
	2022	9,135	36.3	10.9	35.7	47.5	3.0	2.9	
	2021	9,064	39.0	21.1	31.5	42.5	4.9		

Cambridge

0 ▲1	1	9 ▼1	26	3 ◆	10	2 ▲1	5	0 ▼1	0

Labour retains control - majority: 10 seats

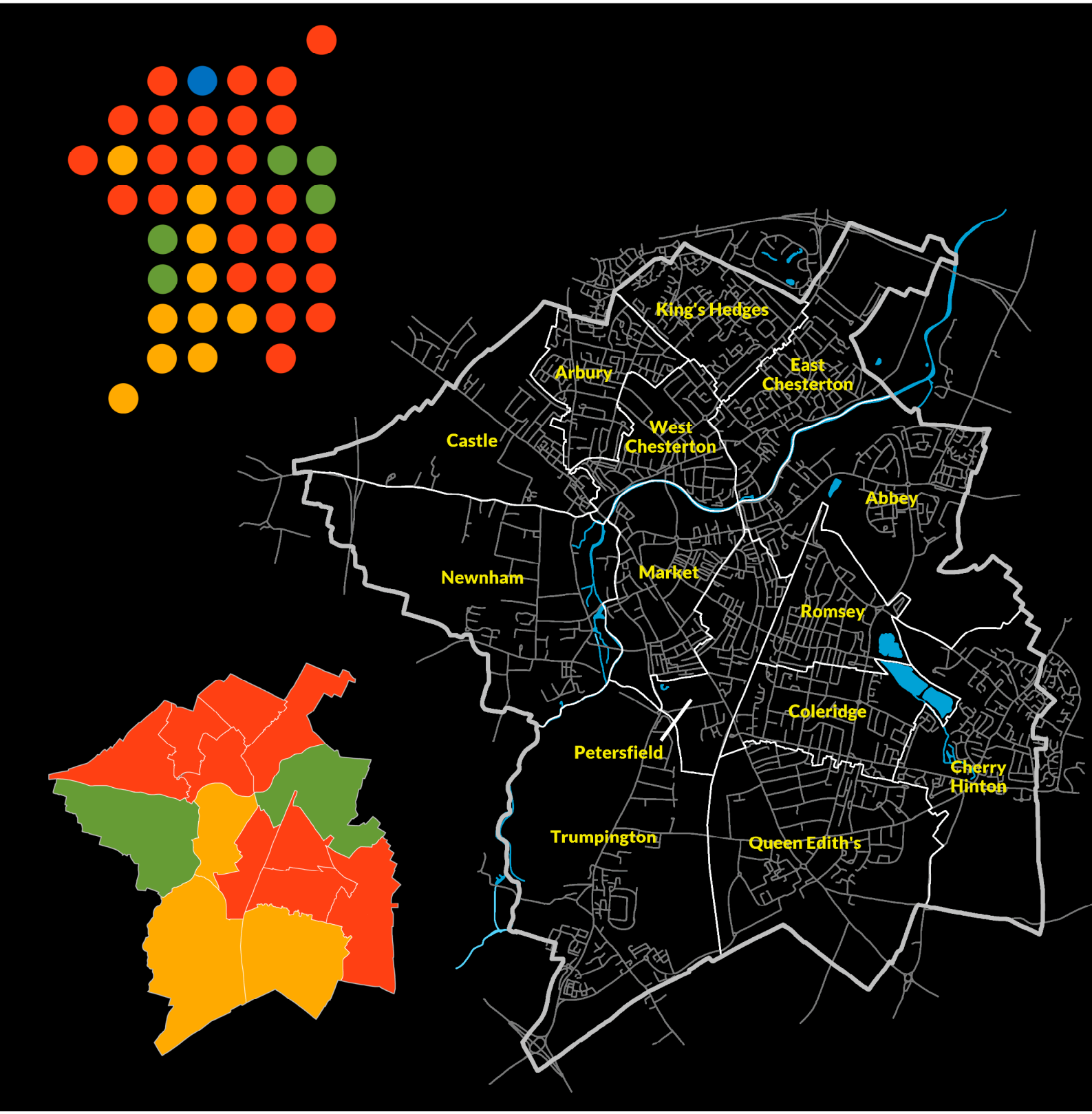

Electoral history of Cambridge

	seats	%votes	seats	%votes	seats	%votes	seats	%votes	Total	Majority	
2024	1	13.9	26	41.4	10	22.2	5	22.5	14	10	●
2023	0	19.1	27	37.5	11	22.6	4	20.8	14	12	●
2022	0	10.2	29	43.6	9	27.0	4	19.1	14	16	●
2021	0	11.7	27	38.7	12	25.2	3	24.4	42	12	●
2019	0	8.4	26	37.4	15	34.0	2	20.2	14	10	●
2018	0	12.7	26	46.2	14	31.6	2	9.6	14	10	●
2016	0	11.8	26	45.9	13	27.5	3	14.8	14	10	●
2015	0	17.5	24	34.5	14	27.6	3	20.3	14	6	●
2014	1	14.4	25	38.1	14	29.1	2	18.5	14	8	●
2012	1	15.4	19	42.8	21	26.1	1	15.7	14		
2011	0	20.8	14	34.3	25	27.8	3	17.0	14	8	●
2010	1	22.5	9	22.2	29	37.8	3	17.5	14	16	●
2008	1	25.0	11	25.7	28	32.8	2	16.5	14	14	●
2007	0	24.2	13	26.3	29	34.3	0	15.1	14	16	●
2006	0	22.1	13	25.4	29	38.4	0	14.1	14	16	●
2004	1	20.6	13	24.1	28	37.6	0	17.7	42	14	●
2003	2	20.6	14	27.7	26	41.0	0	10.7	14	10	●
2002	2	21.6	16	30.6	24	38.3	0	9.6	14	6	●
2000	3	23.9	16	33.4	23	38.9	0	3.8	14	4	●
1999	3	21.0	21	38.1	18	37.7	0	3.3	14		
1998	3	21.9	21	35.9	18	39.1	0	3.0	14		
1996	1	19.8	23	45.0	18	35.2	0	0.0	14	4	●
1995	4	15.6	20	45.4	18	37.0	0	2.0	14		
1994	7	19.5	19	41.0	16	39.1	0	0.3	14		
1992	9	34.6	21	35.4	12	27.6	0	2.4	14		
1991	10	31.2	25	37.5	7	27.6	0	3.8	14	8	●
1990	11	26.6	24	45.3	7	20.0	0	8.1	14	6	●
1988	13	34.4	22	41.8	7	21.5	0	2.3	14	2	●
1987	11	36.4	20	32.6	11	30.8	0	0.1	14		
1986	10	32.7	22	37.5	10	28.1	0	1.8	14	2	●
1984	11	32.4	21	37.9	10	28.9	0	0.8	14		
1983	12	35.2	21	35.9	9	28.6	0	0.2	14		
1982	13	34.1	20	33.0	9	32.5	0	0.5	14		
1980	16	38.3	21	42.8	4	18.4	1	0.4	14		
1979	20	37.9	18	38.7	3	23.3	1	0.1	14		
1978	22	46.4	17	49.6	2	7.2	1	0.0	14	2	●
1976	24	49.0	16	38.7	2	8.8	0	3.5	42	6	●
1973	11	38.6	26	48.7	5	10.0	0	2.7	42	10	●

Ward history of Cambridge

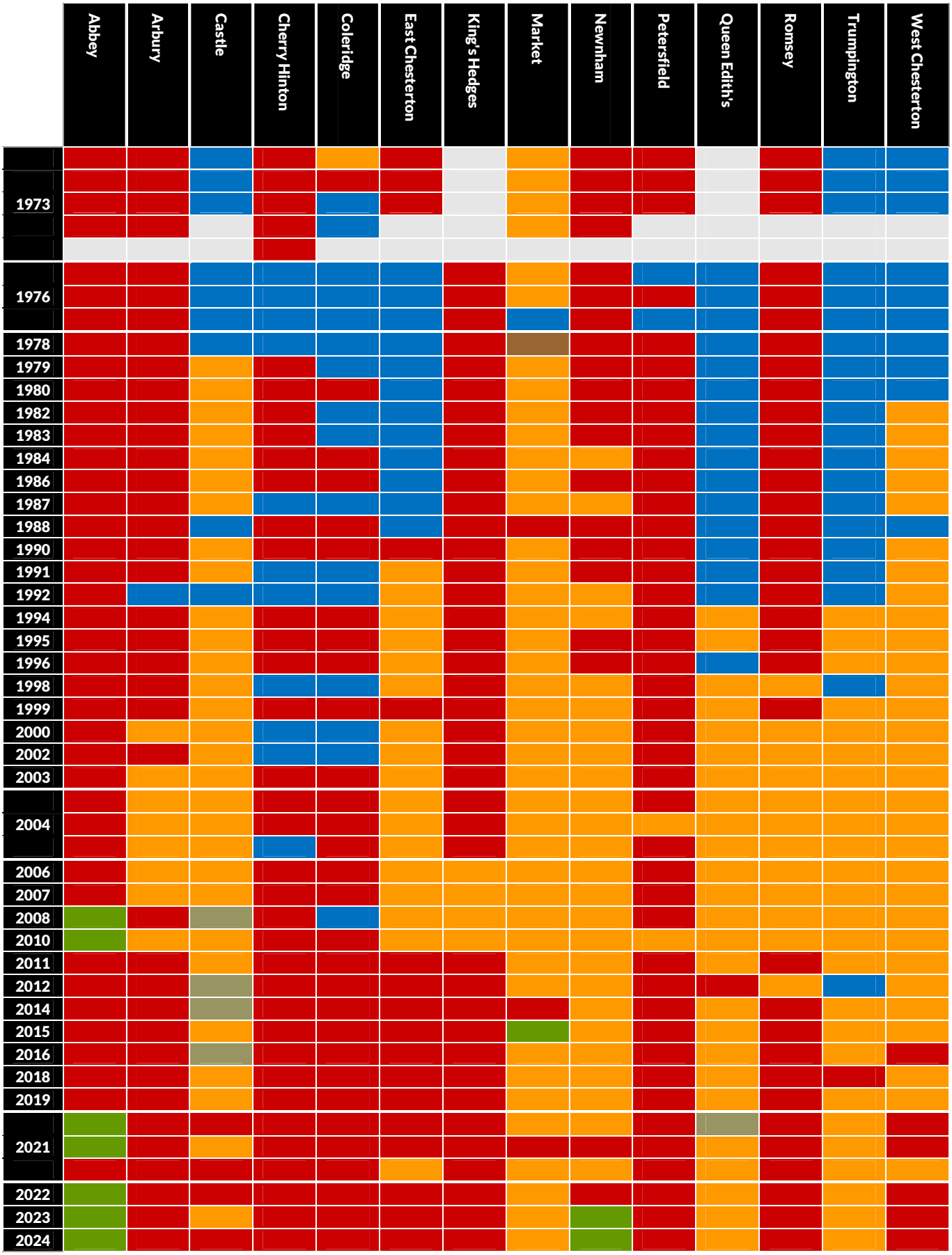

Abbey
Cambridge

***Naomi A. Bennett**	**Grn**	**1,189**	**52.1**	**+ 9.5**
Ben Cartwright	Lab	650	28.5	- 11.3
David Smith	Con	226	9.9	+ 0.1
Rosemary Ansell	LD	173	7.6	- 0.3
Simon Brignell	Comm	42	1.8	

Arbury
Cambridge

Patrick Sheil	**Lab**	**1,093**	**51.5**	**+ 4.6**
Robert Boorman	Con	365	17.2	+ 3.8
Stephen Lawrence	Grn	348	16.4	- 1.5
John Leighton	LD	316	14.9	- 4.3

Castle
Cambridge

Antoinette Nestor	**Lab**	**771**	**40.0**	**+ 4.1**
David Summerfield	Ind	407	21.1	
Caroline Stoddart	LD	369	19.1	- 15.6
Esme Hennessy	Grn	294	15.2	- 3.7
Szymon Sawicki	Con	88	4.6	

Cherry Hinton
South Cambridgeshire

***Mark W. Ashton**	**Lab**	**1,149**	**48.5**	**- 6.5**
Mo Pantall	Con	635	26.8	+ 8.4
Aiden Roe	LD	356	15.0	+ 2.9
Joshua Morris-Blake	Grn	228	9.6	- 4.9

Coleridge
Cambridge

Tim Griffin	**Lab**	**1,124**	**43.5**	**- 6.2**
Sarah L. Nicmanis	Grn	881	34.1	+15.9
Shapour Meftah	Con	419	16.2	+ 1.2
Judy M. Brunton	LD	158	6.1	- 7.9

East Chesterton
Cambridge

***Gerri Bird**	**Lab**	**1,006**	**42.1**	**+ 1.7**
Bob Illingworth	LD	765	32.0	+ 2.5
Elizabeth A. May	Grn	368	15.4	- 2.8
Francisco Ribeiro	Con	251	10.5	+ 0.6

King's Hedges
Cambridge

***Jenny Gawthrope Wood**	**Lab**	**974**	**45.1**	**+ 0.8**
Sm Nazrul Islam	Con	737	34.1	+16.6
Robin Brabham	Grn	231	10.7	- 6.8
Fiona Tod	LD	217	10.1	- 7.9

Market
Cambridge

***Tim Bick**	**LD**	**777**	**40.9**	**+ 5.3**
Rosy Greenlees	Lab	666	35.1	+ 3.5
Krzysztof Strug	Grn	310	16.3	- 2.2
John Marenbon	Con	146	7.7	- 0.6

Newnham
Cambridge

Hugh Clough	**Grn**	**925**	**45.8**	**+25.0**
Yvonne Nobis	Lab	549	27.2	- 7.9
*Lucy K. Nethsingha	LD	306	15.2	- 21.4
David Carmona	Ind	155	7.7	
Susan Williams	Con	84	4.2	- 4.7

Petersfield
Cambridge

***Michael Davey**	**Lab**	**1,323**	**51.9**	**+ 4.9**
Zakariyah Karimjee	Grn	558	21.9	+ 3.4
Sam Oliver	LD	399	15.6	- 9.9
Paul J. Roper	Con	226	8.9	+ 1.8
Christopher Wilkinson	Free	44	1.7	

Queen Edith's
South Cambridgeshire

***Immy Blackburn-Horgan**	**LD**	**1,123**	**42.5**	**+23.7**
Beth Gardiner-Smith	Lab	758	28.7	+15.4
Eric Barrett-Payton	Con	459	17.4	+10.3
Oliver Fisher	Grn	300	11.4	+ 2.9

*Liberal Democrats gained the independent-held seat in a by-election and successfully defended that gain at these elections - so it is a gain from 2021

Romsey
Cambridge

***Dave Baigent**	**Lab**	**1,433**	**52.2**	**+ 0.6**
Iain Webb	Grn	524	19.1	- 3.1
John Walmsley	LD	307	11.2	- 4.2
William Bannell	Ind	273	9.9	
Robin Nelson	Con	208	7.6	- 3.2

Trumpington
Cambridge

Nadya Lokhmotova	**LD**	**944**	**36.4**	**- 4.6**
Carlos F. Toranzos	Lab	836	32.3	+ 5.2
Steven George	Con	481	18.6	+ 1.1
Chloe Mosonyi	Grn	331	12.8	- 1.7

West Chesterton
Cambridge

Sam Carling	**Lab**	**1,292**	**43.0**	**+ 0.3**
Jamie Dalzell	LD	1,082	36.0	+ 3.1
Shayne M. Mitchell	Grn	397	13.2	- 2.9
Michael J. Harford	Con	236	7.8	- 0.5

Summary of results: Cambridge

	Year	Elec	%Poll	Con	Lab	LD	Grn	Ind	Other
Abbey	2024	7,165	32.1	9.9	28.5	7.6	52.1		1.8
	2023	7,224	35.0	18.4	31.9	6.9	42.8		
	2022	7,175	36.6	7.7	37.3	7.0	48.0		
	2021	7,388	38.8	9.8	39.8	7.9	42.6		
Arbury	2024	6,350	33.6	17.2	51.5	14.9	16.4		
	2023	6,430	38.3	27.5	48.1	10.8	13.6		
	2022	6,472	35.0	13.8	51.1	19.3	15.9		
	2021	6,527	39.2	13.4	46.9	19.2	17.9		2.6
Castle	2024	4,623	41.8	4.6	40.0	19.1	15.2	21.1	
	2023	4,568	45.8	6.2	25.0	31.4	13.0	24.3	
	2022	4,704	45.3	5.2	41.8	35.5	17.5		
	2021	4,856	48.3	10.5	35.9	34.7	18.9		
Cherry Hinton	2024	6,333	37.6	26.8	48.5	15.0	9.6		
	2023	6,331	41.3	40.6	43.0	7.4	9.0		
	2022	6,383	36.4	16.9	58.3	12.3	12.6		
	2021	6,431	39.9	18.4	55.0	12.1	14.5		
Coleridge	2024	6,243	41.6	16.2	43.5	6.1	34.1		
	2023	6,319	38.6	23.8	41.2	9.8	25.1		
	2022	6,311	38.4	14.0	56.3	9.8	17.2		
	2021	6,512	40.2	15.0	49.7	14.0	21.3		
East Chesterton	2024	6,447	37.3	10.5	42.1	32.0	15.4		
	2023	6,555	40.5	12.9	38.4	33.6	11.6		3.5
	2022	6,437	39.8	9.5	38.2	37.1	15.2		
	2021	6,590	45.4	9.9	40.4	29.5	18.2		2.0
King's Hedges	2024	6,625	32.9	34.1	45.1	10.1	10.7		
	2023	6,622	31.0	31.9	39.2	15.0	14.0		
	2022	6,667	28.9	13.0	50.6	20.0	16.4		
	2021	6,754	32.9	17.5	44.3	18.0	17.5		2.7
Market	2024	5,549	34.4	7.7	35.1	40.9	16.3		
	2023	5,939	32.7	9.6	34.9	40.9	14.7		
	2022	6,205	33.8	6.6	32.6	43.4	17.5		
	2021	6,670	37.3	8.3	31.6	35.6	18.5		
Newnham	2024	5,296	38.2	4.2	27.2	15.2	45.8	7.7	
	2023	5,730	38.7	7.3	34.2	18.0	40.5		
	2022	6,015	37.2	5.6	36.4	33.0	25.0		
	2021	6,495	37.6	7.5	35.1	36.6	20.8		
Petersfield	2024	6,773	37.9	8.9	51.9	15.6	21.9		1.7
	2023	6,885	38.5	14.1	49.5	19.4	17.1		
	2022	6,832	41.2	6.7	55.6	21.4	16.3		
	2021	6,968	47.7	8.9	47.0	25.5	18.5		
Queen Edith's	2024	6,572	40.3	17.4	28.7	42.5	11.4		
	2023	6,573	45.5	19.4	23.7	37.9	10.2	8.7	
	2022	6,751	42.7	13.4	30.8	42.0	13.8		
	2021	6,792	49.4	7.1	13.3	18.8	8.5	52.2	
Romsey	2024	6,734	40.9	7.6	52.2	11.2	19.1	9.9	
	2023	6,521	42.4	19.2	45.5	14.5	20.7		
	2022	6,461	41.7	8.1	58.1	15.6	18.2		
	2021	6,760	44.8	10.8	51.6	15.4	22.2		
Trumpington	2024	7,570	34.5	18.6	32.3	36.4	12.8		
	2023	7,556	34.8	23.1	28.8	35.6	12.5		
	2022	7,501	36.7	13.9	31.2	42.1	12.9		
	2021	7,473	43.4	17.5	27.1	41.0	14.5		
West Chesterton	2024	6,248	48.3	7.8	43.0	36.0	13.2		
	2023	6,321	49.2	13.3	42.5	32.6	11.7		
	2022	6,356	50.2	6.7	40.0	33.7	11.2	8.5	
	2021	6,621	54.0	8.3	42.7	32.9	16.1		

Cannock Chase boundary changes

▼10	10	▲6	21	▼1	0	◆	5

Labour gains from no overall control - majority: 6 seats

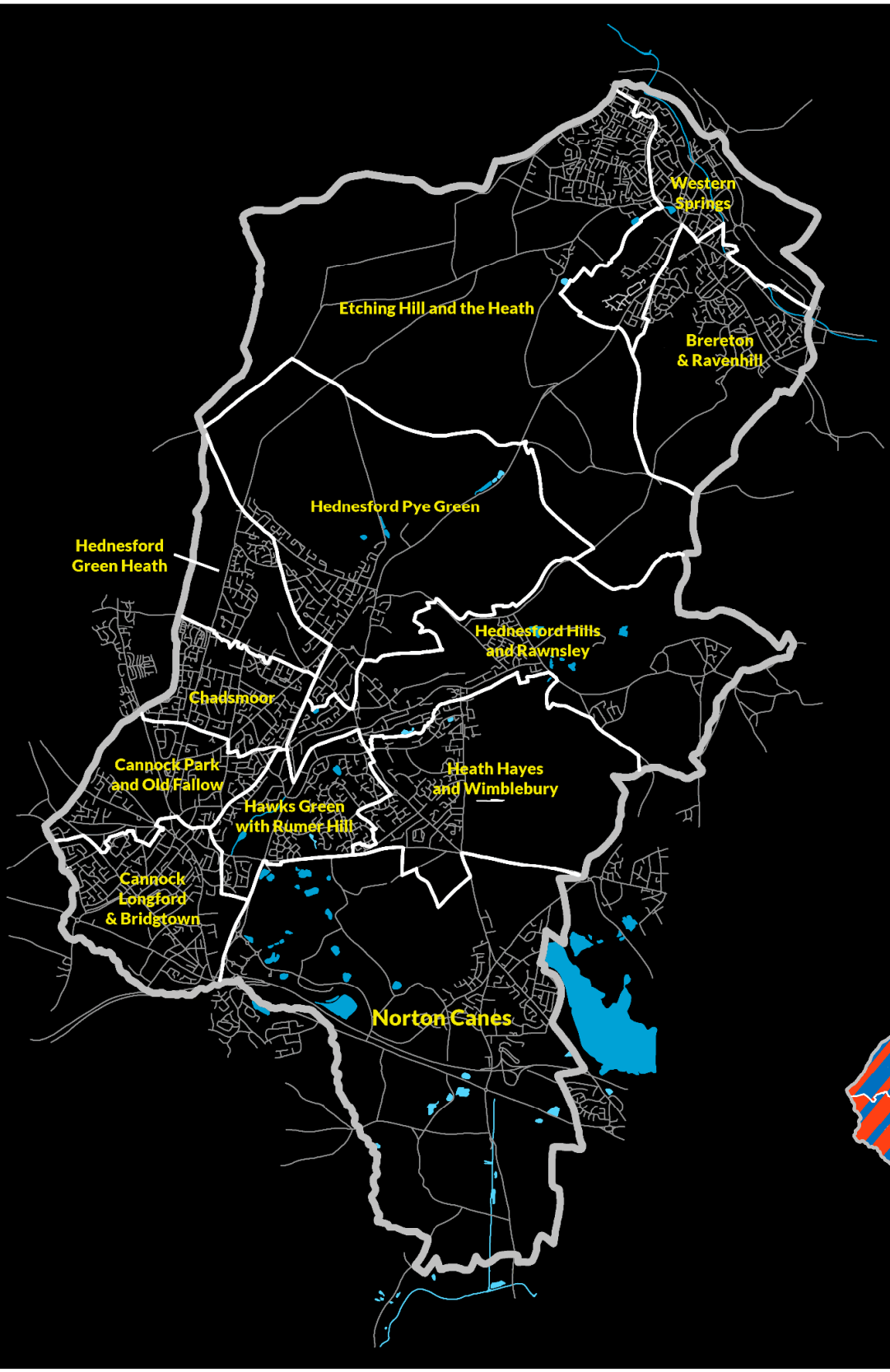



Electoral history of Cannock Chase

	seats	%votes	seats	%votes	seats	%votes	seats	%votes	Total	Majority	
2024	10	29.8	21	40.1	0	0.0	5	30.4	36	6	●
2023	20	34.8	15	43.9	1	2.3	5	19.0	15		
2022	25	42.1	8	38.0	2	2.7	6	17.1	13	9	●
2021	24	52.6	9	29.2	2	1.6	6	16.6	13	7	●
2019	15	36.9	19	30.4	2	3.4	5	29.4	15		
2018	16	44.0	22	38.0	1	4.4	2	13.7	13	3	●
2016	13	27.5	21	36.9	1	3.3	6	32.4	13	1	●
2015	12	36.9	22	33.7	1	3.1	6	26.3	15	3	●
2014	6	23.9	25	35.1	1	5.2	6	35.8	13	12	●
2012	12	32.2	24	53.9	5	8.4	0	5.5	14	7	●
2011	13	38.4	17	41.6	11	18.2	0	1.8	15		
2010	11	39.8	13	36.1	15	22.6	2	1.5	12		
2008	12	42.5	15	30.7	14	21.6	0	5.3	14		
2007	10	34.9	17	36.7	14	23.5	0	4.9	15		
2006	11	35.8	16	38.3	14	22.7	0	3.1	12		
2004	10	30.4	17	32.4	14	32.2	0	5.0	14		
2003	9	34.0	20	38.9	12	25.4	0	1.7	15		
2002	9	29.0	23	41.8	9	25.1	0	4.0	41	5	●
2000	8	33.6	27	37.5	7	21.9	0	7.0	14	12	●
1999	3	29.4	34	47.1	5	16.7	0	6.8	14	26	●
1998	0	19.7	39	54.8	3	16.3	0	9.2	14	36	●
1996	0	23.0	40	66.0	2	3.3	0	7.6	15	38	●
1995	5	14.7	36	65.4	1	14.1	0	5.8	14	30	●
1994	7	18.0	31	64.7	2	15.2	2	2.2	15	20	●
1992	9	36.8	29	49.1	3	13.1	0	1.1	14	17	●
1991	5	32.8	31	49.4	5	17.8	1	0.0	14	20	●
1990	3	20.6	30	59.1	8	13.4	1	6.9	14	18	●
1988	3	25.3	25	50.1	14	23.9	0	0.6	14	8	●
1987	3	16.1	23	44.3	16	39.6	0	0.0	14	4	●
1986	4	13.2	20	49.3	17	36.2	1	1.3	14		
1984	5	22.4	19	45.6	17	31.8	1	0.1	14		
1983	6	26.7	19	40.5	16	32.1	1	0.7	14		
1982	13	21.8	20	40.3	9	37.9	0	0.0	14		
1980	13	28.0	23	50.4	5	21.6	1	0.0	14	4	●
1979	17	39.5	22	50.8	3	97	0	0.0	14	2	●
1978	18	43.2	23	49.6	1	7.2	0	0.0	14	4	●
1976	18	45.8	24	45.2	0	3.7	0	5.3	42	6	●
1973	1	29.3	36	66.2	0	0.0	0	4.5	37	35	●

Ward history of Cannock Chase

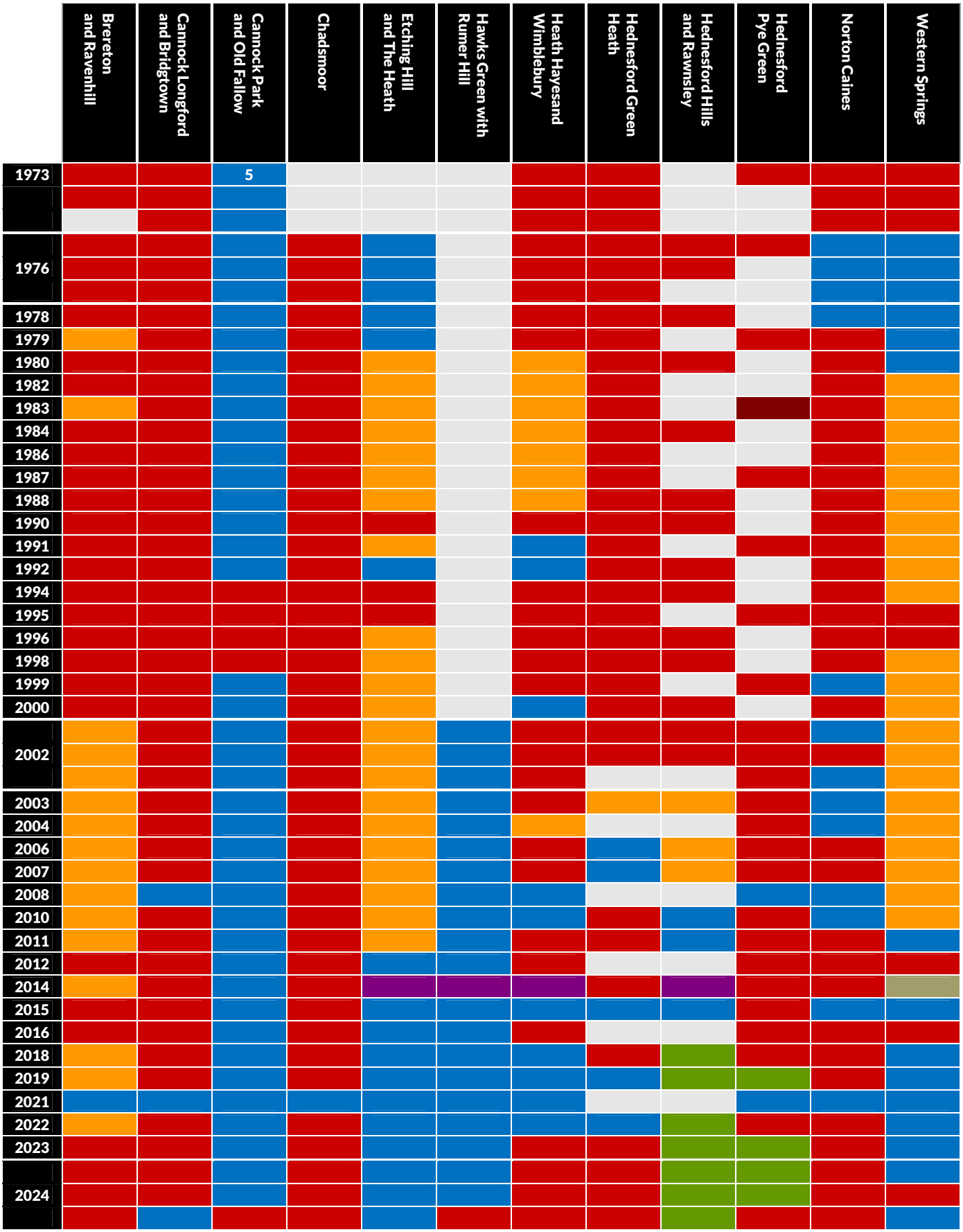

Brereton and Ravenhill
Cannock Chase

***Carl M. Boulton**	**Lab**	**916**	**53.4**
Paul A. Fisher	**Lab**	**903**	**52.7**
David W.G. Williams	**Lab**	**709**	**41.4**
Gerald N. Molineux	Ind	451	26.3
Julia E. Kenny	Con	303	17.7
John Parkes	Con	267	15.6
Keeren J. Hart	Con	264	15.4
Laura Jackson	Grn	160	9.3
Claire L. Wilkinson	Grn	135	7.9
Kevin G. Elson	Grn	132	7.7

Antededent: Brereton and Ravenhill

Cannock Longford and Bridgtown
Cannock Chase

Maureen A. Freeman	**Lab**	**793**	**48.4**
Jeff Hill	**Lab**	**751**	**45.9**
Richard J. Craddock	**Con**	**697**	**42.6**
Alan R. Pearson	Lab	675	41.2
Paul A. Snape	Con	658	40.2
Peter Kruskonjic	Con	651	39.8
Arlette M. Carmichael	Grn	258	15.8
Eloise S. Cropp	Grn	238	14.5
Dylan H. Kennedy	Grn	191	11.7

Antededent: Cannock South

Cannock Park and Old Fallow
Cannock Chase

Val Jones	**Con**	**719**	**38.4**
Joshua T. Bancroft	**Con**	**713**	**38.1**
Steve Thornley	**Lab**	**626**	**33.4**
Natalie A. Hill	Lab	609	32.5
Bill Kenny	Con	599	32.0
Paula L. Stanton	Lab	585	31.2
Paul Carnell	Ref	390	20.8
Christopher M. Baptie	Grn	209	11.2
Maire T. Smith	Grn	188	10.0

Antededent: Cannock West

Chadsmoor
Cannock Chase

Tony B. Johnson	**Lab**	**851**	**51.2**
Jacquie Prestwood	**Lab**	**783**	**47.1**
Sue Thornley	**Lab**	**779**	**46.9**
Alex R. Hunt	Ref	386	23.2
Phil Jones	Con	333	20.0
Gary A. Millward	Con	287	17.3
Hayley Rushton	Con	267	16.1
Emma M. Hunneyball	Grn	204	12.3
Melody E. Donnallie	Grn	171	10.3
Taylor M. Fostra	Grn	150	9.0

Antededent: Cannock North

Etching Hill and the Heath
Cannock Chase

Nick Lyons	**Con**	**802**	**42.9**
Mike Sutherland	**Con**	**798**	**42.7**
Justin P. Johnson	**Con**	**765**	**40.9**
Darren Foley	Lab	708	37.9
Nicki Haywood	Lab	650	34.8
Dave Galaska	Lab	607	32.5
Alan Dudson	Ind	282	15.1
Stephanie Beardmore	Grn	158	8.5
Kenneth J. Beardmore	Grn	145	7.8
Warren S. Cocker	Grn	127	6.8

Antededent: Etching Hill and the Heath

Hawks Green with Rumer Hill
Cannock Chase

Philippa K. Haden	**Con**	**610**	**35.7**
Adrienne Fitzgerald	**Con**	**573**	**33.5**
Les Bullock	**Lab**	**520**	**30.4**
Paris C. Theodorou	Con	514	30.0
Nain Aston	Lab	484	28.3
Dale C. Bilbie	Lab	460	26.9
Alan Dean	Ref	351	20.5
Andrea Beach	Ind	172	10.1
Alex Jackson	Grn	168	9.8
Chris Harborow	Ind	146	8.5
Anna Zukowska	Grn	126	7.4

Antededent: Hawks Green

Heath Hayes and Wimblebury
Cannock Chase

Lisa J. Wilson	**Lab**	**737**	**43.3**
Julie A. Aston	**Lab**	**721**	**42.3**
Diane M. Todd	**Lab**	**708**	**41.6**
Samantha L. Thompson	Con	562	33.0
Sam Priest	Con	494	29.0
Nathan Kirk	Con	431	25.3
John D. Bernard	Ref	349	20.5
Siena Hyde-Beardmore	Grn	149	8.8
Stuart H. Kennedy	Grn	136	8.0
Ian D. Wallace	Grn	123	7.2

Antededent: Heath Hayes East and Wimblebury

Hednesford Green Heath
Cannock Chase

Mandy Dunnett	**Lab**	**675**	**44.4**
Fred Prestwood	**Lab**	**595**	**39.2**
Garry J. Samuels	**Lab**	**569**	**37.4**
Laura C. Harrison	Con	418	27.5
David M.J. Guy	Con	346	22.8
Mark A. Deakin	Ref	323	21.3
Paul T. Jones	Con	312	20.5
Adam Green	Grn	168	11.1
Ron Turville		57	3.8

Antededent: Hednesford Green Heath

Hednesford Hills and Rawnsley
Cannock Chase

Andrea M. Muckley	**Grn**	**924**	**55.3**
Jo Elson	**Grn**	**907**	**54.3**
Hayley Page	**Grn**	**831**	**49.7**
Phil Hewitt	Con	397	23.8
Joshua L. Birch	Con	390	23.3
Tom Yaxley	Con	350	20.9
Ian A. Price	Lab	326	19.5
Kath Hunt	Lab	322	19.3
Kim E. Williams	Lab	296	17.7
Linda A. Whitehouse	Ind	90	5.4

Antededent: Rawnsley

Hednesford Pye Green
Cannock Chase

Liz Bishop	**Grn**	**583**	**40.4**
Darell L. Mawle	**Grn**	**572**	**39.6**
Sheila M. Cartwright	**Lab**	**564**	**39.1**
Pam Johnson	Lab	548	38.0
Rachel L. Rock	Grn	520	36.0
Jason Harper	Lab	518	35.9
Erica Bennett	Con	287	19.9
Marie E. Taylor	Con	252	17.5
Helen M.E. Young	Con	241	16.7
Dave Ireland	TUSC	81	5.6

Antededent: Hednesford North

Norton Canes
Cannock Chase

Josh Newbury	**Lab**	**979**	**67.9**
John P.T.L. Preece	**Lab**	**935**	**64.9**
Jean Hill	**Lab**	**799**	**55.4**
Mike Hoare	Con	359	24.9
Diane J. Bennett	Con	356	24.7
Tim Clapham	Con	343	23.8
Stuart K. Crabtree	Grn	98	6.8
Linda J. Mawle	Grn	95	6.6
Paul Wainwright	TUSC	88	6.1

Antededent: Norton Canes

Western Springs
Cannock Chase

Olivia Lyons	**Con**	**699**	**52.3**
David S. Gaye	**Lab**	**640**	**47.9**
George M. Hughes	**Con**	**506**	**37.9**
Daniel Foceac	Lab	489	36.6
Louis P. Arduino	Con	459	34.4
Shirley A. Pearson	Lab	448	33.5
Mandi Boyer	Grn	341	25.5
Ian J. Pyke	Grn	257	19.2
Richard G. Jenking	Grn	169	12.6

Antededent: Western Springs

Summary of results: Cannock Chase

	Year	Elec	%Poll	Con	Lab	LD	Grn	Ind	Other
Brereton and Ravenhill	2024	6,665	23.4	16.2	49.2		8.3	26.3	
	2023	5,263	27.1	21.7	47.6	30.7			
	2022	5,248	25.9	28.2	35.0	36.8			
	2021	5,295	28.8	42.0	33.0	20.9	4.2		
Cannock Longford and Bridgtown	2024	7,030	25.4	40.9	45.2		14.0		
Cannock South	2023	6,050	23.5	38.1	46.1		10.1	5.7	
	2022	6,094	24.1	43.5	44.6				11.9
	2021	6,138	25.8	50.8	31.3		4.9		13.0
Cannock Park and Old Fallow	2024	6,602	27.5	36.2	32.4		10.6		20.8
Cannock West	2023	5,597	30.6	57.6	31.7		10.7		
	2022	5,676	33.8	59.9	27.6		5.5		7.1
	2021	5,773	37.2	69.3	18.4		5.0		7.2
Chadsmoor	2024	7,326	21.8	17.8	48.4		10.5		23.2
Cannock North	2023	5,326	21.2	23.9	57.3		7.6	11.2	
	2022	5,288	23.6	29.2	45.8		5.6	13.5	6.0
	2021	5,379	24.4	45.6	44.2		10.1		
Etching Hill and The Heath	2024	6,956	26.6	42.2	35.1		7.7	15.1	
	2023	5,051	25.8	52.2	36.3		11.5		
	2022	5,099	29.8	48.0	35.3		6.8		9.9
	2021	5,173	34.0	68.1	24.4		7.5		
Hawks Green with Rumer Hill	2024	5,994	25.4	33.1	28.5		8.6	9.3	20.5
Hawks Green	2023	5,335	23.0	50.7	37.4		12.0		
	2022	5,379	25.4	45.6	23.9		4.4		26.1
	2021	5,462	29.7	56.5	16.6				26.9
Heath Hayes and Wimblebury	2024	6,719	24.8	29.1	42.4		8.0		20.5
Heath Hayes East and Wimblebury	2023	4,744	24.7	43.8	47.2		9.0		
	2022	4,815	24.1	41.5	35.9		4.0		18.7
	2021	4,865	28.6	54.0	31.8		3.5		10.6
Hednesford Green Heath	2024	5,933	22.6	23.6	40.3		11.1	3.8	21.3
	2023	5,695	19.6	36.7	53.8			9.5	
	2022	5,487	20.6	42.1	37.4		6.4		14.0
	2021	4,704	24.5	34.1	32.9		11.6	6.4	15.0
Hednesford Hill and Rawnsley	2024	6,062	28.0	22.7	18.8		53.1	5.4	
Rawnsley	2023	3,622	28.4	17.0	13.2		69.8		
	2022	3,619	30.4	29.8	16.3		53.9		
	2021	3,660	33.8	26.4	13.1	4.7	55.8		
Hednesford Pye Green	2024	5,854	25.3	18.0	37.7		38.7		5.6
Hednesford North	2023	5,286	23.0	18.2	34.5		38.5	8.9	
	2022	5,334	24.5	32.8	36.4				30.8
	2021	5,333	30.5	39.3	33.3				27.4
Norton Canes	2024	6,713	22.5	24.5	62.7		6.7		6.1
	2023	6,648	24.1	22.4	66.9		4.1	6.6	
	2022	6,515	26.6	33.5	61.4				5.0
	2021	6,302	29.1	55.6	33.5		3.1		7.7
Western Springs	2024	5,236	28.1	41.5	39.3		19.1		
	2023	5,163	27.1	47.4	44.4		8.2		
	2022	5,186	31.2	57.2	42.8				
	2021	5,236	32.0	56.1	32.8		5.9	5.2	

Castle Point boundary changes

▼9	0	◆	0	◆	0	◆	0	▲8	24	▼1	15

People's Independent Party gain from no overall control - majority 9 seats

Electoral history of Castle Point

	seats	%votes	seats	%votes	seats	%votes	seats	%votes	Total	Majority
2024	0	18.9	0	12.4	0	0.0	39	68.7	39	all
2023	9	28.5	0	13.4	0	1.0	32	57.0	13	23
2022	16	36.6	0	14.2	0	0.0	25	49.2	13	
2021	22	40.7	0	12.4	0	1.9	19	45.0	13	1
2019	25	44.8	0	17.4	0	1.8	16	35.9	13	9
2018	27	51.4	0	20.2	0	1.3	14	27.2	13	13
2016	21	36.8	0	15.2	0	1.1	20	44.9	13	1
2015	22	44.6	0	15.5	0	0.0	19	37.4	14	4
2014	20	33.9	0	16.0	0	0.0	21	50.1	14	
2012	25	46.8	0	26.9	0	0.0	16	26.3	13	9
2011	25	51.7	0	21.4	0	0.0	16	21.2	14	9
2010	25	43.7	0	16.5	0	0.9	16	38.9	14	9
2008	25	53.8	1	16.8	0	0.0	15	29.4	14	9
2007	26	55.9	0	18.1	0	0.0	15	26.0	15	11
2006	29	50.1	1	21.9	0	1.9	11	26.1	14	17
2004	35	48.8	0	27.1	0	0.0	6	24.1	14	29
2003	39	59.5	2	36.1	0	0.0	0	4.4	41	37
1999	14	45.9	25	53.3	0	0.0	0	0.0	39	11
1995	5	28.0	34	53.2	0	17.9	0	0.9	39	29
1991	36	48.3	3	27.3	0	17.6	0	6.8	39	33
1987	39	59.9	0	24.3	0	14.8	0	1.0	39	*
1983	38	61.2	1	28.1	0	10.7	0	0.0	39	37
1979	38	61.2	1	30.7	0	6.0	0	2.1	39	37
1976	36	62.0	3	29.9	0	6.0	0	2.1	39	33
1973	19	49.3	20	43.5	0	0.0	0	7.2	39	1

Ward history of Castle Point

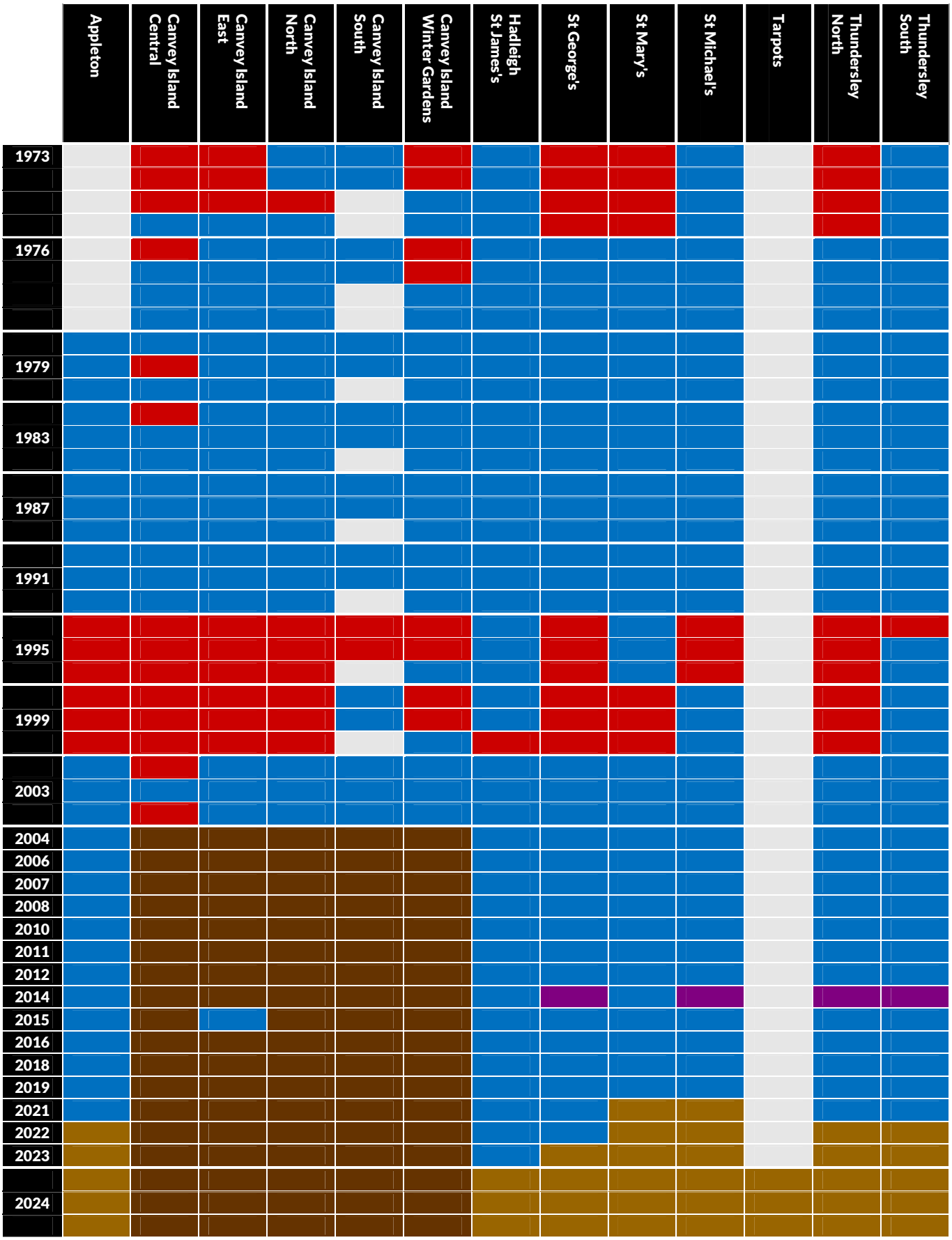

CIIP = Canvey Island Independent Party

CRA = Canvey Residents' Alliance

PIP = People's Independent Party

Appleton
Castle Point

Lynsey L. McCarthy-Calvert	**PIP**	**854**	**57.5**
Diana M. Jones	**PIP**	**831**	**56.0**
Lorraine P. Larman	**PIP**	**793**	**53.4**
Wayne Johnson	Con	504	34.0
Michael H.M. Dixon	Con	449	30.3
Barry Webb	Con	420	28.3
Mark J. Maguire	Lab	205	13.8
Charlie M. Young	Lab	196	13.2

Antededent: Appleton

Canvey Island Central
Castle Point

Peter May	**CIIP**	**716**	**54.7**
Lorraine C. Breading	**CIIP**	**683**	**52.2**
Jamie D. Huntman	**CIIP**	**590**	**45.1**
Mickey Finn	CRA	479	36.6
Sean D. Quartermaine	CRA	476	36.4
Lisa J. McGennis	CRA	431	33.0
Terry G. Miller	Lab	183	14.0

Antededent: Canvey Island Central

Canvey Island East
Castle Point

Susan Brooke	**CIIP**	**910**	**51.5**
Carole Sach	**CIIP**	**876**	**49.5**
Grace Watson	**CIIP**	**809**	**45.7**
Michael Griffin	CRA	435	24.6
John D. Last	Con	263	14.9
Daniel A. Curtis	Lab	225	12.7
Rachel Ojo	Con	224	12.7

Antededent: Canvey Island East

Canvey Island North
Castle Point

Dave Blackwell	**CIIP**	**834**	**52.3**
Michael J. Fuller	**CIIP**	**732**	**45.9**
Nick Harvey	**CIIP**	**715**	**44.8**
Kevin A. Hobbs	CRA	527	33.0
Paul L. Joiner	CRA	500	31.4
Jade Pittman	CRA	473	29.7
Nikki B. Drogman	Con	187	11.7
Anita P.K. Duffield	Lab	168	10.5
Pat Haunts	Con	162	10.2
Brendan P. Duffield	Lab	152	9.5

Antededent: Canvey Island North

Canvey Island South
Castle Point

Barry Campagna	**CIIP**	**851**	**54.6**
Barry Palmer	**CIIP**	**784**	**50.3**
Janice Payne	**CIIP**	**754**	**48.4**
Scott J. Griffin	CRA	426	27.4
Leah Griffin	CRA	417	26.8
Jamie Coronado	CRA	411	26.4
Joan M.E. Liddiard	Con	224	14.4
Heidi Cox	Lab	122	7.8
Katie E. Curtis	Lab	116	7.4

Antededent: Canvey Island South

Canvey Island Winter Gardens
Castle Point

David Thomas	**CIIP**	**551**	**40.3**
Peter Greig	**CIIP**	**548**	**40.1**
Graham Withers	**CIIP**	**491**	**35.9**
Michelle Griffin	CRA	335	24.5
Natalie S. Lawrence	CRA	285	20.8
Praise Coronado	CRA	277	20.2
Darren H. Brown	Con	235	17.2
Maggie McArthur-Curtis	Lab	184	13.5
Moreblessing Chasiya	Lab	178	13.0
Bob Chapman	Grn	162	11.8
Ivor R. Earl	Con	157	11.5

Antededent: Canvey Island Winter Gardens

Hadleigh St James
Castle Point

Kate Knott	**PIP**	**946**	**60.4**
Aimme Harbinson	**PIP**	**850**	**54.3**
Duncan MacPherson	**PIP**	**791**	**50.5**
Simon E. Hart	Con	464	29.7
Jacqui Thornton	Con	445	28.4
Dina Mehdi	Lab	251	16.0
Charlotte A. Reilly	Lab	245	15.7

Antededent: St James'

St George's
Castle Point

Nicola L. Benson	**PIP**	**751**	**42.1**
Dean Silk	**PIP**	**552**	**31.0**
Nanine Pachy	**PIP**	**509**	**28.6**
Steven P. Cole	Ind	409	22.9
David Cross	Con	369	20.7
Paul Harbord	Con	333	18.7
Jackie Reilly	Lab	245	13.7
Freddy West	Lab	202	11.3
Billy Brew	Grn	195	10.9

Antededent: St George's

St Mary's
Castle Point

Russ Savage	**PIP**	**1,360**	**68.3**
Rob Lillis	**PIP**	**1,351**	**67.8**
Sharon A. Ainsley	**PIP**	**1,322**	**66.4**
Roxanne C.I. Goldfinch	Con	390	19.6
Laurence J. Chapman	Lab	285	14.3
Joe Cooke	Lab	249	12.5
Georgina Morgan-Bates	Lab	239	12.0

Antededent: St Mary's

St Michael's
Castle Point

John C. Knott	**PIP**	**1,450**	**91.6**
Warren Gibbon	**PIP**	**1,396**	**88.2**
Tim Copsey	**PIP**	**1,387**	**87.6**
Amie E. Maguire	Lab	179	11.3
Jacqueline Warner	Lab	165	10.4

Antededent: St Michael's

Tarpots
Castle Point

Michael Dearson	**PIP**	**899**	**56.7**
Keiron D. Bowker	**PIP**	**730**	**46.1**
Benn Wimbledon	**PIP**	**678**	**42.8**
Andrew G. Sheldon	Con	674	42.5
Sunil K. Gupta	Con	504	31.8
Holly Foxen	Lab	232	14.6
Susan J. Foxen	Lab	221	13.9

No antededent

Thundersley North
Castle Point

Gareth Howlett	**PIP**	**1,408**	**74.1**
Steve Mountford	**PIP**	**1,339**	**70.4**
Tom Gibson	**PIP**	**1,298**	**68.3**
Margaret Belford	Con	382	20.1
Vincent D. White	Con	300	15.8
Bill Emberson	Lab	209	11.0
Helen L. Emberson	Lab	209	11.0

Antededent: St Peter's

Thundersley South
Castle Point

Allan D. Edward	**PIP**	**652**	**57.5**
Matt Cortes	**PIP**	**648**	**57.1**
Laurie Dixon	**PIP**	**634**	**55.9**
James M. Cutler	Con	364	32.1
Andy Thornton	Con	321	28.3
Adrian Roper	Con	316	27.9
Gwyn Bailey	Lab	168	14.8
Andrew J. Darling	Lab	144	12.7

Antededent: Boyce

Summary of results: Castle Point

	Year	Elec	%Poll	Con	Lab	LD	PIP	Cl Ind	Ind	Others
Appleton	2024	5,148	29.6	30.9	13.5		55.6			
	2023	5,275	28.6	40.7	16.0		43.3			
	2022	5,295	33.5	41.4	13.5		45.1			
	2021	5,337	35.7	53.2	13.4		33.4			
Canvey Island Central	2024	1,378	22.8		14.0			50.7		35.3
	2023	4,975	20.5	17.3	17.2			65.5		
	2022	5,042	23.4	25.7	14.7			59.7		
	2021	5,088	26.1	24.8	11.6			63.8		
Canvey Island East	2024	5,839	25.4	13.8	12.7			48.9		24.6
	2023	4,761	22.2	23.5	12.1			64.4		
	2022	4,749	27.5	37.1	11.7			51.2		
	2021	4,870	28.6	41.8	9.3			49.0		
Canvey Island North	2024	5,890	27.3	11.0	10.0			47.7		31.3
	2023	5,245	24.3	18.3	12.7			69.0		
	2022	5,287	28.2	22.2	11.9			66.0		
	2021	5,283	29.6	32.2	12.3			55.5		
Canvey Island South	2024	5,786	25.9	14.4	7.6			51.1		26.9
	2023	5,040	23.8	21.9	10.0	3.8		64.2		
	2022	5,090	27.0	26.4	8.9			64.7		
	2021	5,134	30.2	32.5	7.5	1.6		55.9		2.5
Canvey Island Winter Gardens	2024	5,688	21.6	14.3	13.3			38.8		32.6
	2023	4,820	19.0	21.4	20.6			58.0		
	2022	4,867	23.2	27.8	16.2			56.0		
	2021	4,891	25.3	27.7	12.3			37.8	22.2	
Hadleigh St James'	2024	4,604	33.3	29.0	15.9		55.1			
St James'	2023	5,403	31.6	41.2	18.3	9.2	26.6			4.7
	2022	5,380	31.4	62.5	37.5					
	2021	5,418	37.5	54.5	14.8	6.7	24.0			
St George's	2024	4,859	28.4	19.7	12.5		42.2		22.9	10.9
	2023	4,392	28.7	32.5	19.4		48.1			
	2022	4,485	31.8	42.6	18.0		39.5			
	2021	4,536	34.5	43.0	20.2		29.3			7.4
St Mary's	2024	5,357	35.8	19.6	12.9		67.5			
	2023	4,948	33.0	25.8	16.1		58.2			
	2022	4,983	39.5	37.4	13.6		47.8			1.2
	2021	4,979	38.9	39.7	18.0		42.3			
St Michael's	2024	4,449	38.3		10.8		89.2			
Victoria	2023	4,623	38.7	15.5	8.6		75.9			
	2022	4,635	40.0	27.9	9.8		62.3			
	2021	4,642	42.6	37.3	11.3	4.7				
Tarpots	2024	5,575	28.3	37.1	14.4		48.5			
Thundersley North	2024	5,968	31.8	18.0	11.0		70.9			
St Peter's	2023	5,070	31.3	31.3	12.5		56.2			
	2022	5,107	31.6	41.2	12.3		46.5			
	2021	5,132	36.2	44.9	11.3	3.6				
Thundersley South	2024		27.9	29.4	13.7		56.8			
Boyce	2023	5,329	32.9	32.3	8.5		59.2			
	2022	5,324	35.4	41.6	10.4		48.0			
	2021	5,338	40.0	45.2	9.3	3.2	42.3			

Cheltenham boundary changes

▼6	0	◆	0	▲5	36	▲2	3	▼1	1

Liberal Democrats retain control - majority: 32 seats

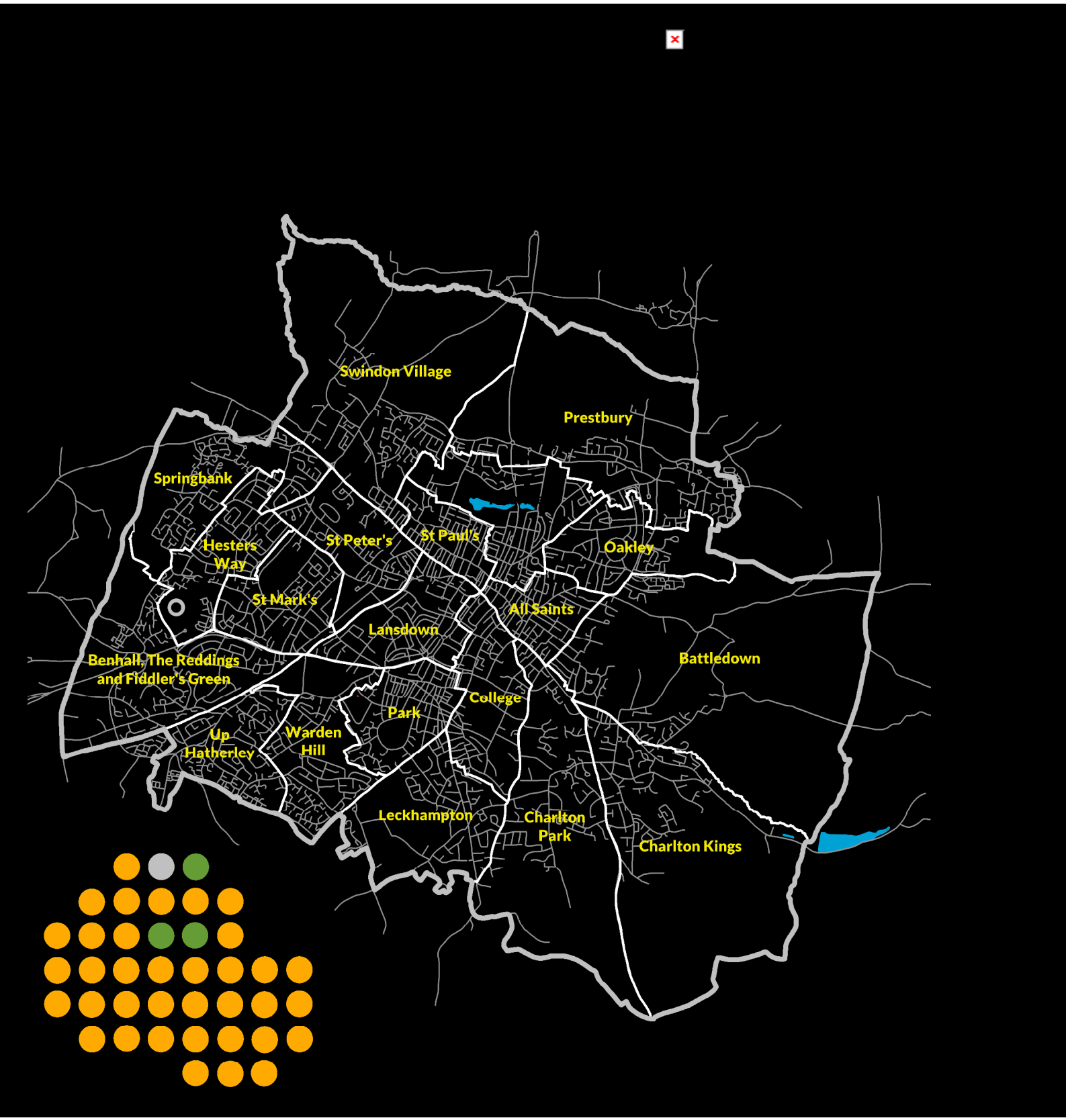

Electoral history of Cheltenham

	seats	%votes	seats	%votes	seats	%votes	seats	%votes	Total	Majority	
2024	0	24.9	0	8.2	36	48.1	4	18.8	40	32	●
2022	6	27.7	0	2.9	31	55.1	3	14.3	40	22	●
2021	7	37.5	0	5.4	31	42.6	2	14.5	40	22	●
2018	5	36.0	0	7.7	32	45.8	3	19.1	40	24	●
2016	7	29.6	0	6.3	29	44.9	4	19.1	40	18	●
2014	12	29.6	0	4.9	24	42.5	4	23.0	40	8	●
2012	11	36.4	0	4.6	25	43.0	4	16.0	40	10	●
2010	12	39.1	0	2.0	25	50.3	3	8.6	40	10	●
2008	17	46.0	0	2.3	20	45.0	3	6.7	40		
2006	17	45.9	1	4.4	17	40.8	5	9.0	40		
2004	15	43.5	2	8.5	18	34.5	5	13.4	40		
2002	13	39.5	2	7.3	21	43.0	4	10.2	40	2	
2000	24	47.9	2	8.6	12	36.7	3	6.8	40	7	
1999	18	47.5	1	13.9	17	28.5	5	10.1	41		
1998	9	39.5	0	10.4	27	39.5	5	10.6	41	13	●
1996	3	32.3	1	14.0	34	47.6	3	6.1	41	27	●
1995	7	27.9	2	14.5	29	48.7	3	8.9	41	17	●
1994	10	29.5	2	11.1	26	53.0	3	6.5	41	11	●
1992	12	46.8	3	7.0	22	39.3	4	6.9	41	3	●
1991	8	34.2	3	10.6	24	42.3	6	12.9	41	7	●
1990	15	32.6	2	18.9	15	48.5	1	0.0	33		
1988	16	42.6	2	13.4	14	43.4	1	0.6	33		
1987	15	44.2	2	11.5	14	38.6	2	5.7	33		
1986	11	35.4	2	16.3	16	40.4	4	7.9	33		
1984	12	39.3	2	13.3	14	42.7	5	4.7	33		
1983	16	41.5	1	9.3	12	35.6	4	13.5	33		
1979	15	41.1	0	11.4	14	35.4	6	12.1	35		
1976	22	44.7	2	14.4	4	17.6	7	23.4	35	9	●
1973	21	41.8	7	22.4	4	19.1	3	16.8	35	7	●

Ward history of Cheltenham

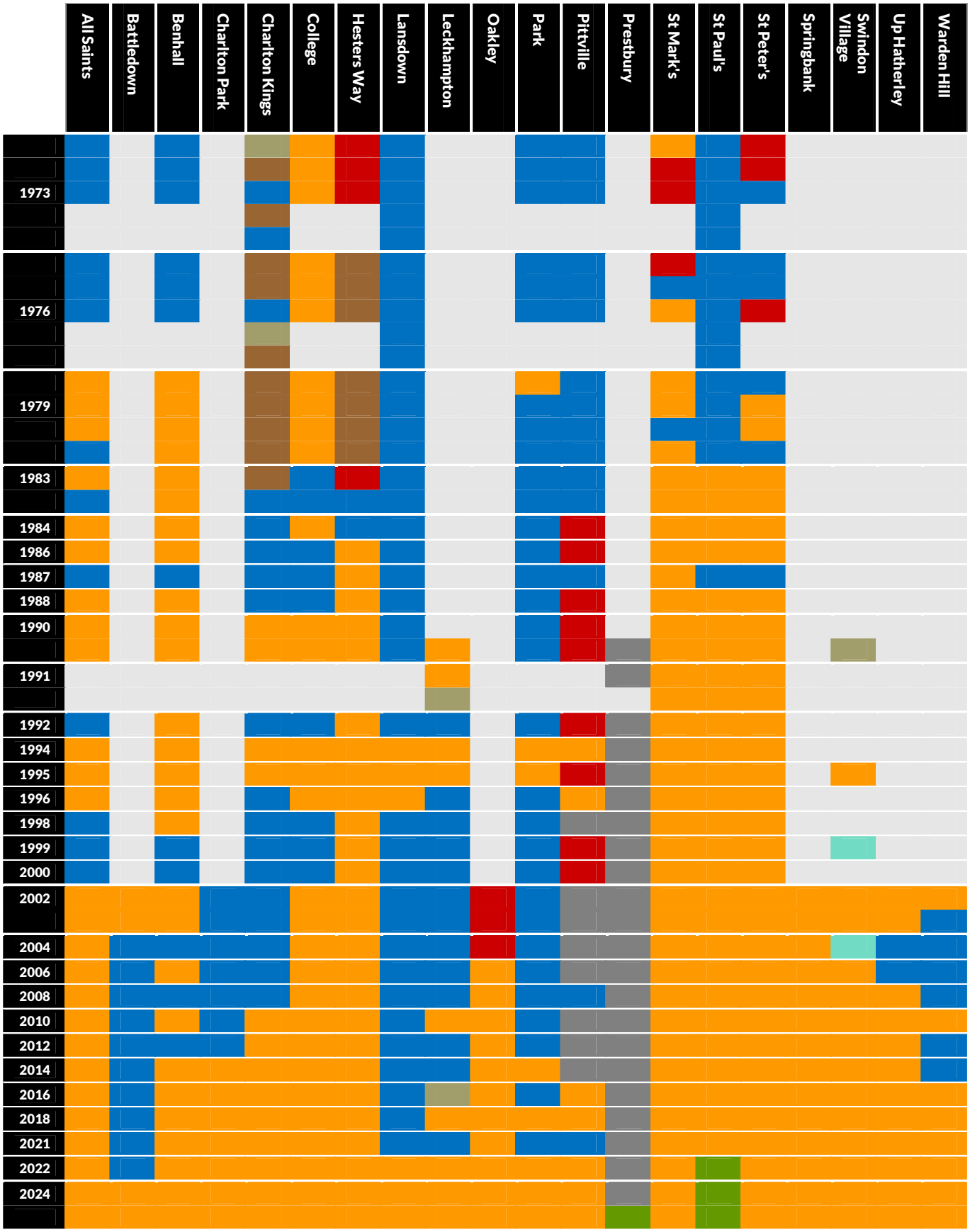

All Saints
Cheltenham

Barbara A. Clark	**LD**	**888**	**55.3**
Izaac A. Tailford	**LD**	**839**	**52.2**
Martin Tracey	Con	361	22.5
Philip R. Wilce	Con	262	16.3
Amandeep K. Gill-Lang	Grn	228	14.2
Diana H. Hale	Lab	219	13.6
Stephen West	Grn	196	12.2

Battledown
Cheltenham

Helen C. Pemberton	**LD**	**811**	**48.0**
Chris Day	**LD**	**773**	**45.8**
Matt Babbage	Con	690	40.9
Dan Bunner	Con	530	31.4
Karen Wilson	Grn	189	11.2
Connor Auker-Howlett	Grn	133	7.9
Caroline A. Gavin	Lab	125	7.4

Benhall, the Reddings & Fiddler's Green
Cheltenham

Michael J.D. Collins	**LD**	**1,072**	**54.7**
Stephen I. Steinhardt	**LD**	**1,030**	**52.6**
Dan Collins	Con	659	33.6
Alan J. Davis	Con	470	24.0
Sarah J. Field	Grn	253	12.9
John L. Jarvis	Grn	149	7.6
Jan Lugg	Lab	143	7.3

Charlton Kings
Cheltenham

***Angie Boyes**	**LD**	**1,099**	**59.5**
Andy Mutton	**LD**	**840**	**45.4**
Nick Saywell	Con	542	29.3
Roy Hewlett	Con	460	24.9
Daniel J. Willey	Grn	242	13.1
Morgan Woodland	Grn	178	9.6
Ella H. Rees	Lab	168	9.1

Charlton Park
Cheltenham

Paul R. Baker	**LD**	**1,218**	**62.5**
Steve Harvey	**LD**	**1,033**	**53.0**
Georgina R. Bass	Con	526	27.0
Helen F. Shill	Con	457	23.5
Melina P. Costelloe	Grn	151	7.8
Sharon L. Wallington	Grn	142	7.3
Malcolm Bride	Lab	110	5.6
John Kadwell	Ind	74	3.8

College
Cheltenham

Iain A.P. Dobie	**LD**	**882**	**51.9**
Garth W. Barnes	**LD**	**831**	**48.9**
Stephen B. Vitkovitch	Grn	410	24.1
Bettina Evans	Con	319	18.8
Teresa A. Prothero	Con	312	18.4
Lewis V. Irvine	Grn	277	16.3
Adam Moliver	Lab	183	10.8

Hesters Way
82% Cheltenham, 18% Tewkesbury

Simon A. Wheeler	**LD**	**396**	**41.9**
Cathal Lynch	**LD**	**348**	**36.9**
Wendy L. Flynn	Grn	280	29.7
Gary R.M. Clarke	Grn	237	25.1
Clive R. Harriss	Lab	149	15.8
Ro Baillie	Con	147	15.6
Helen Landau	Con	125	13.2
Joe waters	TUSC	30	3.2
Samuel J. Coxson	TUSC	27	2.9

Lansdown
Cheltenham

***Glenn Andrews**	**LD**	**713**	**44.1**
Ben L. Orme	**LD**	**585**	**36.2**
Susan Godwin	Con	520	32.1
Olalekan E. Olajide	Con	391	24.2
Deborah C. Milner	Grn	204	12.6
Stephen P. Bell	Grn	190	11.7
David R. Cockfield	Lab	169	10.4
Geoff Parsons	Ind	147	9.1

Leckhampton
Cheltenham

***Martin C. Horwood**	**LD**	**1,169**	**56.1**
Julia C. Chandler	**LD**	**1,007**	**48.3**
Pippa Mason	Con	655	31.4
William B.F. Prothero	Con	520	25.0
Peter R. Frings	Grn	235	11.3
Elizabeth Johnson	Grn	215	10.3
Bronwen R. Goring	Lab	125	6.0
Sali Wijesinghe	Ind	58	2.8

Oakley
Cheltenham

Rowena M. Hay	**LD**	**626**	**60.5**
Alisha C-M. Lewis	**LD**	**492**	**47.6**
Margaret E.F. Nelson	Con	237	22.9
Andrew S. Wall	Con	196	19.0
Isobel A. Laing	Lab	150	14.5
Claire A.B. Spanner	Grn	133	12.9
Nathan L. Weller	Grn	84	8.1

Park
Cheltenham

Jackie Chelin	**LD**	**942**	**48.3**
Dilys M.J. Barrell	**LD**	**935**	**47.9**
Tim Harman	Con	772	39.6
Diana Pollock	Con	580	29.7
Paul M. Godfrey	Grn	196	10.0
Kevin M. Boyle	Lab	160	8.2
Tussie Myerson	Grn	157	8.0

Pittville
100% Cheltenham, 0% Tewkesbury

***Julian C.G. Tooke**	**LD**	**982**	**56.4**
Juan C.G. Clamp	**LD**	**796**	**45.7**
Laura Kennedy	Con	463	26.6
Peter F.V. Christensen	Con	446	25.6
Sarah L. Quekett	Grn	247	14.2
Daniel Wilson	Grn	227	13.0
Martin W. Glozier	Lab	160	9.2

Prestbury
Tewkesbury

Stan Smith	**PAB**	**928**	**41.0**
Jan Foster	**Grn**	**744**	**32.9**
Ian A. Cameron	Grn	644	28.5
Stephan A. Fifield	Con	621	27.4
Jane E. Martin	LD	247	10.9
Harry Hopkins	Con	244	10.8
Joe March	LD	169	7.5

St Mark's
Cheltenham

***Sandra J. Holliday**	**LD**	**720**	**53.6**
Richard J. Pineger	**LD**	**697**	**51.9**
Louise Collins	Con	268	20.0
Penny Hyams	Con	223	16.6
Julie F. Farmer	Lab	222	16.5
Naomi R. Seadon	Grn	173	12.9
Adrian Becker	Grn	159	11.8

St Paul's
Cheltenham

***Tabi Joy**	**Grn**	**501**	**40.2**
Ashleigh O. Davies	**Grn**	**455**	**36.5**
Rob Nancekivell	LD	318	25.5
Jayjay Potter-Peachey	LD	286	22.9
Bobby Johnstone	Lab	228	18.3
Chris Mason	Con	124	9.9
Daud McDonald	Ind	106	8.5
Luly H.M. Prothero	Con	91	7.3
Adrienne Davis	TUSC	27	2.2
Christine D. Dwyer	TUSC	25	2.0

St Peter's
Cheltenham

Victoria Atherstone	**LD**	**781**	**56.0**
David J. Willingham	**LD**	**744**	**53.3**
Jerry Forrest	Con	226	16.2
Mike Farmer	Lab	224	16.1
Daniel E. Hodges	Grn	217	15.6
Glyn Ellis	Grn	191	13.7
Edward W. Hazzan	Con	182	13.1

Springbank
Tewkesbury

Suzanne T. Williams	**LD**	**744**	**70.4**
Peter J. Jeffries	**LD**	**734**	**69.4**
James A.R. Bass	Con	217	20.5
Roger G. Fox	Con	197	18.6
Stephen J. Bear	Grn	118	11.2
Ian J. Munday	Grn	104	9.8

Swindon Village
Tewkesbury

***Flo Clucas**	**LD**	**723**	**64.2**
Frank J. Allen	**LD**	**613**	**54.4**
Mark Barber	Grn	303	26.9
Edward N.B. Saul	Grn	257	22.8
Brian A. Chaplin	Con	191	17.0
Joseph J. Picknell	Con	165	14.6

Up Hatherley
Cheltenham

***Adrian S. Bamford**	**LD**	**1,170**	**61.8**
Julie M. Sankey	**LD**	**1,001**	**52.8**
Colin J. Parsons	Con	488	25.8
Sandra G. Parsons	Con	454	24.0
Samantha D. Hodges	Grn	222	11.7
Philip Cole	Lab	156	8.2
Charales A. Goodwin	Grn	142	7.5

Warden Hill
Cheltenham

***Graham A. Beale**	**LD**	**1,009**	**60.1**
Tony Oliver	**LD**	**939**	**55.9**
Patrick J.W. Dunleavy	Con	517	30.8
Gill Hewlett	Con	432	25.7
Maxine K, Godfrey	Grn	139	8.3
Timothy C. Bonsor	Grn	109	6.5
Christopher J. Meehan	Lab	107	6.4

Summary of results: Cheltenham

	Year	Elec	%Poll	Con	Lab	LD	Grn	Ind	Other
All Saints	2024	4,564	34.4	19.4	13.6	53.7	13.2		
	2022	4,371	38.3	21.7	6.7	62.9	8.7		
	2021	4,272	40.3	29.8	7.6	46.8	15.9		
Battledown	2024	4,740	36.2	36.1	7.4	46.9	9.5		
	2022	4,805	40.1	46.4		40.8	12.8		
	2021	4,743	46.6	52.7	6.6	42.8	9.3		
Benhall, the Reddings & Fiddler's Green	2024	4,916	41.5	28.8	7.3	10.2	53.7		
	2022	3.952	46.5	24.7		66.6	8.6		
	2021	3,962	51.4	37.8	3.1	51.6	7.5		
Charlton Kings	2024	4,466	41.8	27.1	9.1	52.4	11.4		
	2022	4,450	50.4	33.3	3.8	54.7	8.3		
	2021	4,400	50.5	38.9	4.2	46.4	10.5		
Charlton Park	2024	4,231	46.2	25.2	5.6	57.8	7.6	3.8	
	2022	3,933	54.8	33.8		58.8	7.4		
	2021	3,998	58.8	43.0	3.2	46.8	6.9		
College	2024	4,231	41.1	18.6	10.8	50.4	20.2		
	2022	4,429	42.4	21.3	7.0	53.9	15.4		2.4
	2021	3,981	49.4	40.1	5.4	51.4	3.1		
Hesters Way	2024	4,949	19.4	14.4	15.8	39.4	27.4		3.0
	2022	5,040	24.3	29.5	9.4	51.7	8.5		0.9
	2021	4,959	27.7	37.8	7.7	45.4			0.5
Lansdown	2024	4,849	32.6	28.1	10.4	40.1	12.2	9.1	
	2022	4,211	38.0	37.8		51.9	10.3		
	2021	4,234	41.7	45.1	5.7	35.6	13.6		
Leckhampton	2024	4,239	50.4	28.2	6.0	52.2	10.8	2.8	
	2022	4,363	54.7	23.0		60.8	16.3		
	2021	4,405	58.7	43.9		33.1	23.0		
Oakley	2024	4,385	24.1	20.9	14.5	54.1	10.5		
	2022	4,309	28.4	20.4	9.0	63.5	7.1		
	2021	4,270	29.3	33.4	9.8	48.1	8.6		
Park	2024	4,533	44.2	34.7	8.2	48.1	9.0		
	2022	4,996	49.1	37.9		53.4	8.6		
	2021	4,872	53.7	49.6	4.3	37.7	8.3		
Pittville	2024	5,037	35.7	26.1	9.2	51.1	13.6		
	2022	4,909	42.7	31.8		52.7	15.5		
	2021	4,830	44.8	48.3	7.7	33.2	10.8		
Prestbury	2024	4,824	41.2	19.1		9.2	30.7	41.0	
	2022	4,885	44.7	21.4		14.6	18.3		45.7
	2021	4,856	46.8	30.3		19.7			50.0
St Mark's	2024	4,783	28.3	18.3	16.5	52.8	12.4		
	2022	4,773	29.7	21.6	15.8	62.5			
	2021	4,787	32.4	30.4	9.9	48.0	11.7		
St Paul's	2024	4,592	25.2	8.6	18.3	24.2	38.3	8.5	2.1
	2022	4,372	26.8	12.0		37.6	50.4		
	2021	4,450	29.2	17.7	10.6	33.5	22.9		15.4
St Peter's	2024	5,103	27.6	14.6	16.1	54.6	14.7		
	2022	5,543	30.2	21.9	11.2	66.9			
	2021	5,550	33.0	27.2	8.4	52.5	11.9		
Springbank	2024	4,827	23.5	19.5		69.9	10.5		
	2022	5,104	26.4	14.3		77.2	8.5		
	2021	5,097	27.9	30.3	9.4	52.9	7.4		
Swindon Village	2024	3,815	31.9	15.8		59.3	24.9		
	2022	4,349	30.1	24.5		64.6	10.9		
	2021	4,336	35.9	29.5	8.4	48.3	13.8		
Up Hatherley	2024	4,933	39.4	24.9	8.2	57.3	9.6		
	2022	4,150	45.9	28.1		63.1	8.8		
	2021	4,168	50.0	39.2	3.9	47.3	9.6		
Warden Hill	2024	4,342	41.2	28.2	6.4	58.0	7.4		
	2022	4,356	43.8	31.8	3.2	57.1	7.8		
	2021	4,354	48.6	41.4	3.6	47.2	7.8		

Cherwell

2 ▼9	11	4 ▲1	13	8 ▲7	17	1 ▲1	4	1 ◆	3

Council remains under no overall control

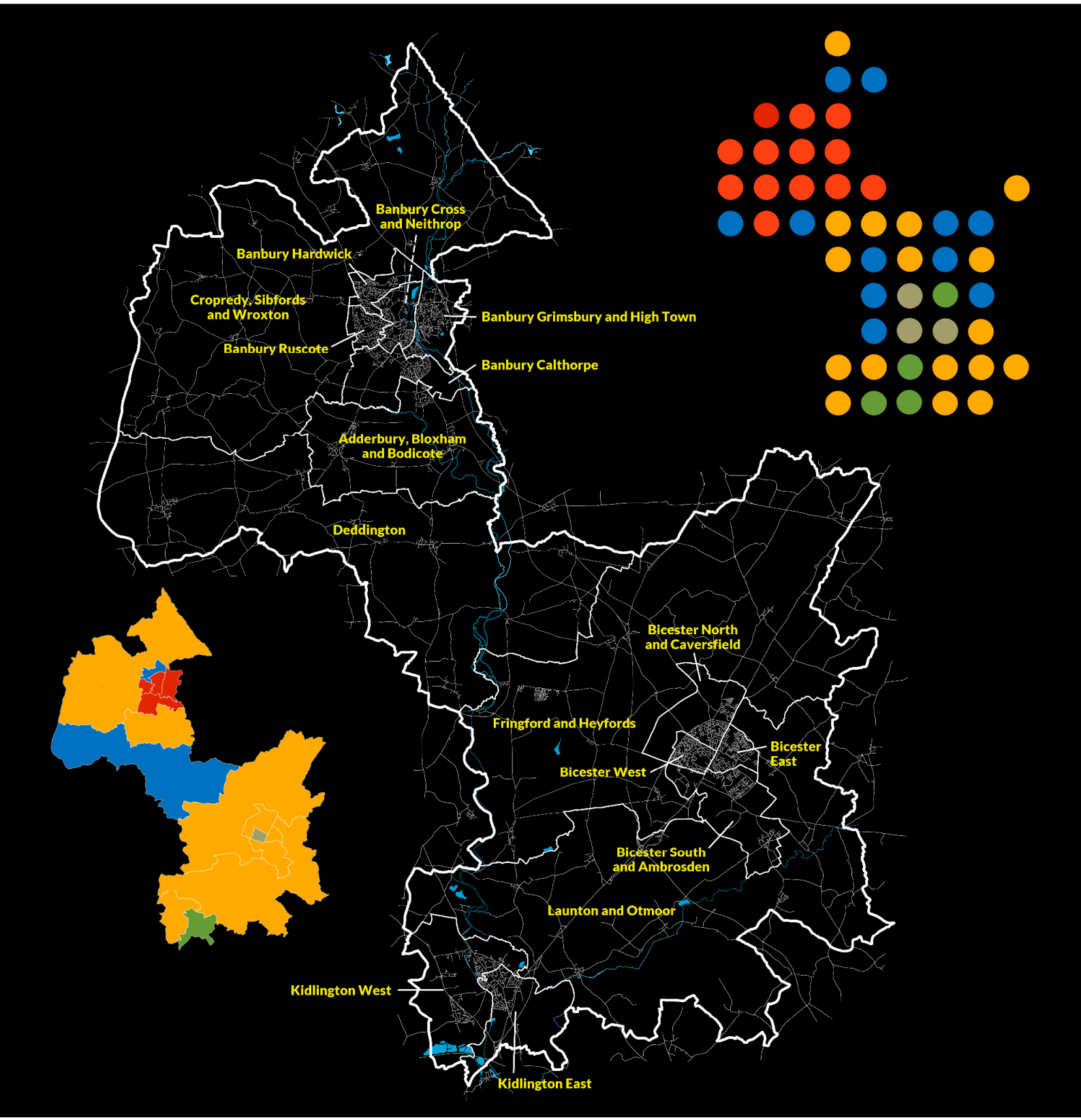

Electoral history of Cherwell

	seats	%votes	seats	%votes	seats	%votes	seats	%votes	Total	Majority	
2024	11	31.4	13	25.7	17	28.8	7	14.1	16		
2023	20	33.9	12	25.7	10	27.5	6	12.8	16		
2022	25	37.6	10	27.5	7	24.1	6	10.8	16	2	●
2021	31	47.7	9	22.8	3	15.1	5	14.4	16	14	●
2019	31	42.9	9	22.5	2	13.5	6	21.1	16	14	●
2018	36	48.0	9	27.8	1	10.6	3	13.7	16	23	●
2016	38	39.1	8	24.4	0	6.3	2	33.8	48	28	●
2015	41	47.5	7	22.8	1	6.2	1	23.4	17	32	●
2014	40	42.1	7	23.2	2	6.9	1	27.8	16	30	●
2012	41	50.8	6	34.2	3	6.4	0	8.5	17	32	●
2011	43	51.0	4	29.2	3	14.0	0	5.8	16	36	●
2010	44	52.5	2	15.9	4	31.6	0	0.0	17	38	●
2008	44	66.6	2	18.8	4	14.7	0	0.0	17	38	●
2007	42	57.0	4	18.9	4	20.5	0	3.5	16	34	●
2006	38	59.7	8	14.9	4	24.8	0	0.6	17	26	●
2004	36	57.1	10	24.2	4	17.1	0	1.5	17	22	●
2003	34	47.7	12	25.4	4	23.8	0	3.0	16	18	●
2002	37	50.8	11	27.1	2	20.3	0	1.8	50	24	●
2000	33	53.2	13	28.8	4	18.1	2	0.0	17	14	●
1999	26	45.8	19	33.8	5	17.6	2	2.7	18		
1998	17	44.4	24	30.1	7	21.5	4	4.1	17		
1996	16	35.1	28	44.9	8	19.1	0	0.9	17	4	●
1995	23	30.7	22	51.8	7	17.3	0	0.2	18		
1994	31	35.8	16	38.7	4	23.8	1	1.8	17	10	●
1992	32	53.1	15	32.1	3	13.9	2	0.9	17	12	●
1991	28	43.1	18	41.5	3	11.5	3	4.0	17	4	●
1990	32	36.3	17	43.8	2	10.8	1	9.2	17	12	●
1988	32	48.5	14	43.7	2	5.8	4	2.0	17	12	●
1987	33	47.9	12	27.9	7	24.2	0	0.0	18	14	●
1986	32	35.7	13	32.9	6	30.6	1	0.8	17	12	●
1984	35	39.1	12	35.6	4	20.7	1	4.6	17	18	●
1983	32	44.0	16	36.7	3	17.1	1	2.2	20	12	●
1982	30	44.0	15	27.6	4	28.3	3	0.0	18	8	●
1980	31	40.0	16	45.3	2	5.5	3	9.1	17	10	●
1979	34	51.8	12	32.6	2	5.5	4	10.1	52	16	●
1976	26	46.6	10	31.0	0	0.7	9	21.7	45	7	●
1973	14	32.8	17	36.0	0	4.6	14	26.6	45		

Ward history of Cherwell

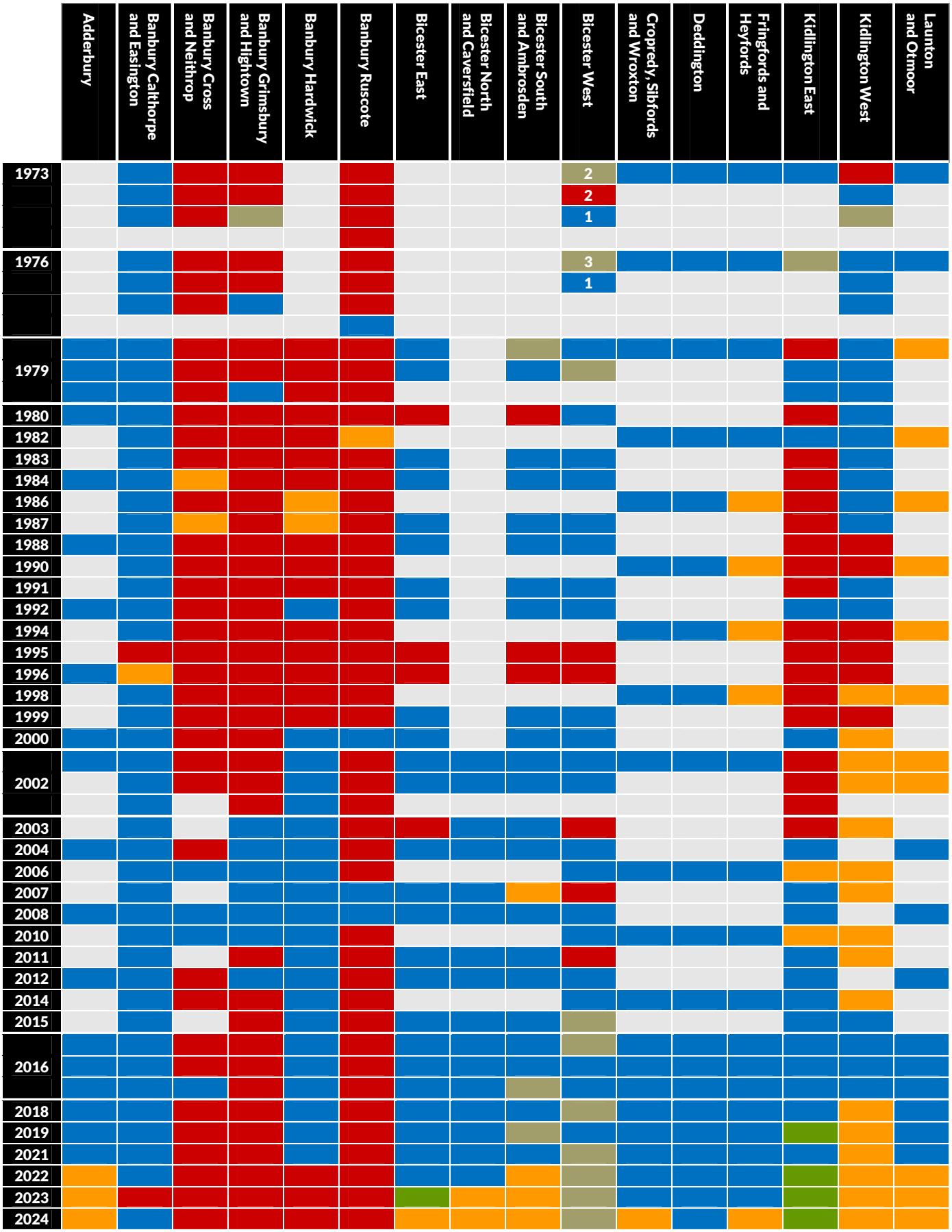

Adderbury, Bloxham and Bodicote
Banbury

Gordon Blakeway	**LD**	**1,100**	**40.9**	**+10.7**
*Adam E.O. Nell	Con	908	33.7	- 18.2
Helen M. Oldfield	Lab	488	18.1	+ 0.2
Linda Newbery	Grn	195	7.2	

Banbury Calthorpe and Easington
Banbury

***Kieron P. Mallon**	**Con**	**1,141**	**42.9**	**- 13.0**
Anne F. Cullen	Lab	1,120	42.1	+18.6
Liz Reed	Grn	216	8.1	- 2.8
Stephen Buckwell	LD	182	6.8	+ 0.4

Banbury Cross and Neithrop
Banbury

***Matt Hodgson**	**Lab**	**936**	**48.4**	**+ 3.2**
Fiaz Ahmed	Con	469	24.3	- 13.9
Simon Z. Garrett	Ind	220	11.4	
Alison Nuttall	Grn	187	9.7	- 2.2
Andrew Raisbeck	LD	121	6.3	+ 1.6

Banbury Grimsbury and Hightown
Banbury

Dom Vaitkus	**Lab**	**842**	**50.8**	**+ 2.6**
Tahir Mahmood	Con	387	23.3	- 11.9
Sophie Parker-Manuel	LD	254	15.3	+ 9.4
Karl M.K. Kwiatkowski	Grn	175	10.6	- 0.1

Banbury Hardwick
Banbury

Kerrie D. Thornhill	**Lab**	**870**	**50.2**	**+16.7**
Adrian Dongo Muniz	Con	561	32.4	- 15.1
Carol L.M. Broom	Grn	196	11.3	+ 4.9
Christophe Aramini	LD	106	6.1	+ 2.9

Banbury Ruscote
Banbury

***Mark D. Cherry**	**Lab**	**868**	**64.5**	**+12.9**
Taraji B. Ogunnubi	Con	302	22.5	- 14.4
Julia E. Middleton	Grn	95	7.1	- 0.1
Mark Petterson	LD	80	5.9	+ 1.6

Bicester East
Bicester and Woodstock

Rob Parkinson	**LD**	**746**	**39.1**	
Sandy L.J. Dallimore	Con	577	30.3	
Jane L. Clements	Lab	355	18.6	
Damien Maguire	Grn	228	12.0	

Bicester North and Caversfield
Bicester and Woodstock

John Willett	**LD**	**710**	**37.5**	**+25.2**
*Lynn M. Pratt	Con	614	32.4	- 20.3
Arjun Bais	Lab	416	22.0	+ 1.3
Victoria C.M. Campbell	Grn	155	8.2	- 6.2

Bicester South and Ambrosden
Bicester and Woodstock

Frank Ideh	**LD**	**1,250**	**49.5**	**+ 8.5**
Sammy Omotayo	Con	647	25.6	- 17.3
Sian F. Tohill-Martin	Lab	406	16.1	0.0
Bryony A. Core	Grn	222	8.8	

Bicester West
Bicester and Woodstock

***Les Sibley**	**Ind**	**1,121**	**59.0**	**- 4.2**
Naomi C. Karslake	Lab	298	15.7	+ 2.7
Jake L. Whittingham	Con	241	12.7	- 6.7
Peter M. Jackson	LD	171	9.0	+ 4.7
Trevor H. Campbell	Grn	68	3.6	

Cropredy, Sibfords and Wroxton
Banbury

Chris Brant	**LD**	**1,310**	**47.6**	
*George A. Reynolds	Con	1,056	38.3	- 27.0
Kim J. Harman	Lab	388	14.1	- 6.0

Deddington
Banbury

David O. Rogers	**Con**	**1,244**	**43.8**	**- 13.8**
Annette Murphy	Lab	941	33.2	+12.1
James Hartley	LD	357	12.6	- 8.7
Aaron J. Bliss	Grn	296	10.4	

Fringford and Heyfords
Bicester and Woodstock

Grace L. Conway-Murray	**LD**	**1,169**	**44.6**	
Simon P.T.M. Holland	Con	949	36.2	- 23.9
Russ Hewer	Lab	257	9.8	- 5.8
Jenny Tamblyn	Grn	245	9.4	- 14.9

Kidlington East
Bicester and Woodstock

Linda C. Ward	**Grn**	**1,010**	**43.7**	**+ 9.2**
Emma L.J. Nell	Con	541	23.4	- 27.1
Mel Moorhouse	LD	396	17.1	
Gary M. Warland	Lab	365	15.8	+ 0.9

Kidlington West
Bicester and Woodstock

***Dorothy M. Walker**	**LD**	**1,224**	**53.1**	**+ 2.9**
Zoe A. McLernon	Con	575	25.0	- 13.5
Barry K. Richards	Lab	281	12.2	+ 0.9
Amanda J. Maguire	Grn	224	9.7	

Launton and Otmoor
Bicester and Woodstock

Alisa Russell	**LD**	**1,044**	**42.8**	**+ 6.9**
David L. Hughes	Con	944	38.7	- 11.1
James A. Daulton	Lab	306	12.5	- 1.8
Fin MacEwan	Grn	147	6.0	

Summary of results: Cherwell

	Year	Elec	%Poll	Con	Lab	LD	Grn	Ind	Other
Adderbury, Bloxham and Bodicote	2024	7,792	34.7	33.7	18.1	40.9	7.2		
	2023	7.604	37.9	31.8	12.0	53.6		2.5	
	2022	7,499	40.5	30.0	10.1	59.9			
	2021	7,477	39.2	51.9	17.9	30.2			
Banbury Calthorpe and Easington	2024	8.826	32.7	42.9	42.1	6.8	8.1		
	2023	8,731	32.9	36.9	42.6	8.5	7.4	4.6	
	2022	8,634	33.1	46.7	42.7	10.6			
	2021	8,407	38.7	55.9	23.5	6.4	10.9	3.3	
Banbury Cross and Neithrop	2024	7,537	25.8	24.3	48.4	6.3	9.7	11.4	
	2023	7,461	26.2	22.8	54.6	7.3	8.2	7.1	
	2022	7,422	29.5	35.4	50.8	13.8			
	2021	7,329	34.0	38.2	45.2	4.7	11.9		
Banbury Grimsbury and Hightown	2024	7,217	26.4	23.3	50.8	15.3	10.6		
	2023	7,110	26.3	21.0	55.6	7.7	9.5	6.2	
	2022	7,141	29.0	27.1	56.5	7.8	8.6		
	2021	7,044	32.8	35.2	48.2	5.9	10.7		
Banbury Hardwick	2024	7.711	22.8	32.4	50.2	6.1	11.3		
	2023	7,612	23.2	40.8	46.1		13.1		
	2022	7,407	25.2	38.8	43.2	8.1	9.9		
	2021	7,124	29.1	47.5	33.5	3.2	6.4	7.5	1.8
Banbury Ruscote	2024	7,272	20.6	24.5	64.5	5.9	7.1		
	2023	7,124	21.3	25.7	58.5	4.9	6.3	4.6	
	2022	7,036	23.7	33.9	55.7	10.4			
	2021	6,928	26.7	36.9	51.6	4.3	7.2		
Bicester East	2024	6,394	30.1	30.3	18.6	39.1	12.0		
	2023	6,377	32.1	37.9	20.5		41.6		
	2022	6,335	31.5	48.0	24.5		27.6		
	2021	6,311	37.2	49.0	19.1		23.2	8.7	
Bicester North and Caversfield	2024	6,669	28.6	32.4	22.0	37.5	8.2		
	2023	6,502	31.1	33.7	26.7	39.6			
	2022	6,510	30.0	40.9	28.0	19.8	11.2		
	2021	6,459	32.8	52.7	20.7	12.3	14.4		
Bicester South and Ambrosden	2024	10,380	24.5	25.6	16.1	49.5	8.8		
	2023	9.948	29.6	27.7	15.5	56.8			
	2022	9,413	33.5	31.4	13.2	55.4			
	2021	8,956	36.0	42.9	16.1	41.0			
Bicester West	2024	6,583	29.0	12.7	15.7	9.0	3.6	59.0	
	2023	6,559	29.9	24.3	20.4	9.7	5.7	40.0	
	2022	6,613	31.9	29.4	18.3			52.3	
	2021	6,686	36.9	19.4	13.0	4.3		63.2	
Cropredy, Sibfords and Wroxton	2024	6,962	39.9	38.3	14.1	47.6			
	2023	6,967	40.2	44.9	15.8	30.8	8.6		
	2022	6,953	40.8	49.8	25.0	25.2			
	2021	6,737	45.8	65.3	20.1		14.5		
Deddington	2024	7,519	38.2	43.8	33.2	12.6	10.4		
	2023	7,430	39.7	43.8	27.2	18.7	10.3		
	2022	7,443	41.7	45.9	22.4	20.7	11.0		
	2021	7,467	43.5	57.6	21.1	21.3			
Fringford and Heyfords	2024	7,402	35.7	36.2	9.8	44.6	9.4		
	2023	7,179	34.8	42.2	15.0	31.1	11.7		
	2022	7,076	35.6	42.5	18.9	20.3	18.3		
	2021	6,927	40.3	60.1	15.6		24.3		
Kidlington East	2024	7,100	32.9	23.4	15.8	17.1	43.7		
	2023	7,036	37.9	25.7	10.4		57.0	6.9	
	2022	7,038	40.2	37.9	15.3		46.8		
	2021	7,169	42.5	50.5	14.9		34.5		
Kidlington West	2024	7,091	32.8	25.0	12.2	53.1	9.7		
	2023	6,983	36.3	32.0	11.8	56.2			
	2022	6,988	40.3	36.0	11.6	52.4			
	2021	7,080	46.4	38.5	11.3	50.2			
Launton and Otmoor	2024	6,557	37.6	38.7	12.5	42.8	6.0		
	2023	6,490	38.7	42.3	12.7	45.0			
	2022	6,387	43.7	38.5	9.4	52.1			
	2021	6,398	44.6	49.8	14.3	35.9			

Chorley

0 ▼2	3	14 ▲2	39	0 ◆	0	0 ◆	0	0 ◆	0	0 ◆	0

Labour retains control - majority: 36 seats

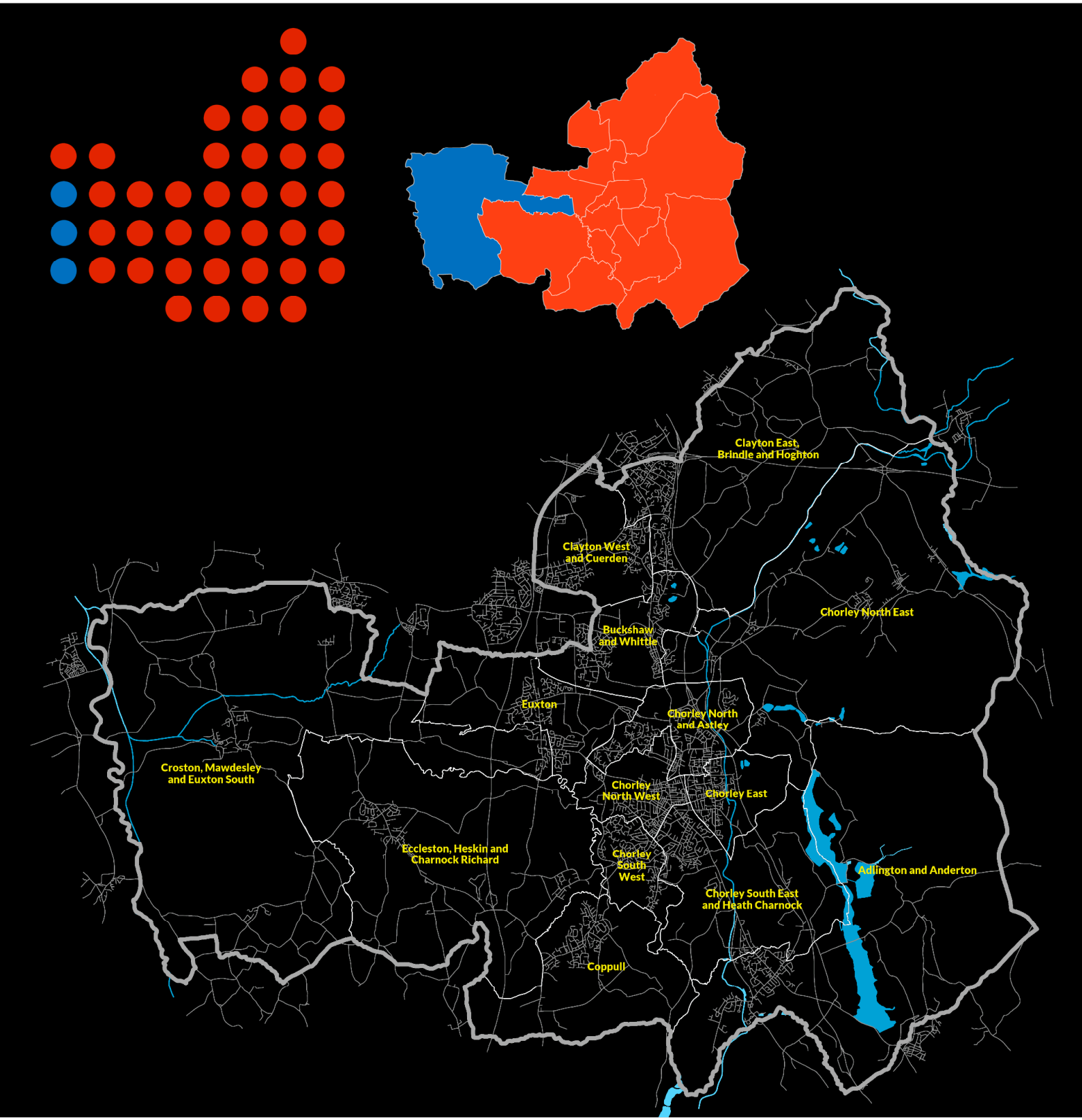

Electoral history of Chorley

	seats	%votes	seats	%votes	seats	%votes	seats	%votes	Total	Majority	
2024	3	26.8	39	60.5	0	1.6	0	11.2	14	36	●
2023	5	29.5	37	59.3	0	2.0	0	9.3	14	32	●
2022	10	32.7	32	55.8	0	2.4	0	9.1	14	22	●
2021	13	35.0	29	45.5	0	4.3	0	15.1	42	16	●
2019	7	36.1	38	52.6	0	4.3	2	7.0	16	29	●
2018	11	37.0	35	54.4	0	2.9	2	5.7	17	22	●
2016	12	28.6	33	52.9	0	4.3	2	14.2	15	19	●
2015	14	39.1	31	45.5	0	2.0	2	13.4	16	15	●
2014	13	32.2	32	46.2	0	1.4	2	20.1	16	17	●
2012	20	32.4	24	52.1	1	2.2	2	13.3	17	1	●
2011	23	51.0	20	29.2	2	14.0	2	5.8	16		
2010	27	39.9	15	39.3	3	11.9	2	8.8	17	7	●
2008	28	45.7	14	35.1	3	7.8	2	11.5	15	9	●
2007	25	46.6	15	38.2	3	8.3	4	6.9	15	3	●
2006	25	44.5	17	35.5	2	10.0	3	10.1	17	3	●
2004	20	36.0	21	34.0	3	18.1	3	11.9	15		
2003	18	38.9	22	43.1	4	15.8	3	2.2	15		
2002	16	33.9	22	39.8	6	16.1	3	10.2	47		
2000	15	41.6	24	38.2	7	11.1	2	9.1	16		
1999	9	31.5	31	48.3	6	19.1	2	1.1	16	14	●
1998	6	29.0	33	44.9	7	16.1	1	10.1	17	19	●
1996	5	29.9	35	48.7	7	12.2	1	9.2	15	22	●
1995	13	21.7	28	56.8	6	17.9	1	3.6	16	8	●
1994	20	25.5	21	50.2	5	24.3	2	0.0	17		
1992	20	49.1	22	30.2	3	10.1	1	10.6	16		
1991	20	35.0	24	43.3	3	18.8	1	2.9	16		
1990	20	27.7	25	55.3	2	11.3	1	5.8	16	2	●
1988	24	44.7	20	38.9	3	5.4	1	11.0	15		
1987	24	40.9	20	40.1	3	14.3	1	4.7	16		
1986	22	34.1	21	47.2	3	16.8	1	1.8	16		
1984	23	44.9	22	39.9	1	3.8	2	11.4	16		
1983	22	38.5	22	43.4	1	15.3	2	2.7	16		
1982	25	36.6	21	39.8	0	18.3	1	5.3	16	3	●
1980	27	42.6	18	46.2	0	3.6	2	7.7	15	7	●
1979	28	44.9	17	47.0	0	0.0	2	8.1	16	9	●
1978	32	52.7	12	43.5	0	3.5	3	0.4	16	17	●
1976	33	56.1	11	33.0	0	2.7	3	8.2	47	19	●
1973	18	39.1	21	37.2	0	4.4	8	19.3	47		

Ward history of Chorley

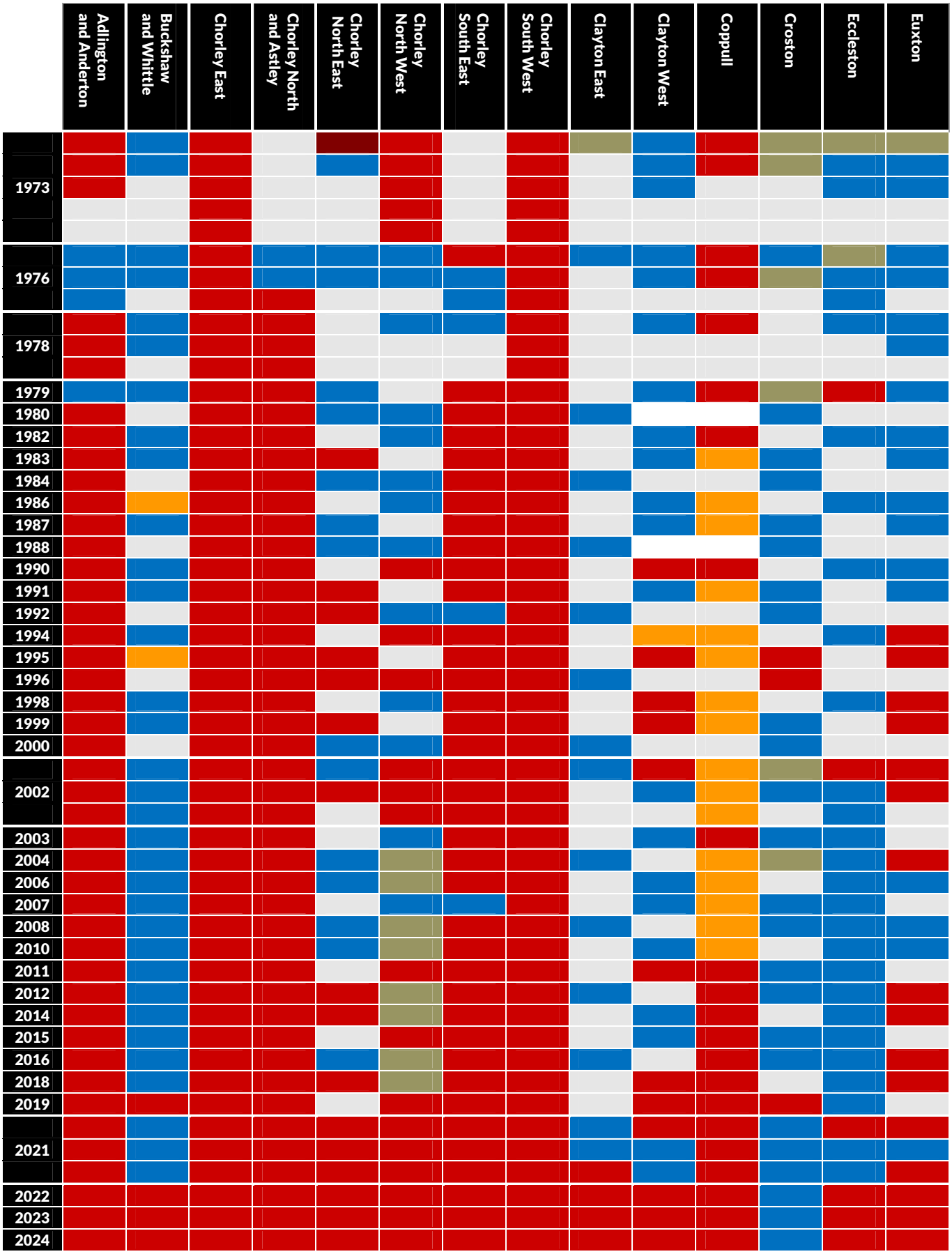

Adlington and Anderton
Chorley

***Kim Snape**	**Lab**	**1,392**	**72.1**	**+19.8**
Neil G. Baglow	Con	404	20.9	- 10.4
Sally Felton	Grn	134	6.9	- 2.7

Buckshaw and Whittle
GAIN
Chorley

Russell C. Green	**Lab**	**995**	**47.9**	**+16.0**
*Aidy Riggott	Con	870	41.8	+ 1.7
Rachel Smith	Grn	214	10.3	- 0.5

Chorley East
Chorley

***Hasina Khan**	**Lab**	**935**	**63.3**	**+ 0.3**
Mark Grandi	Con	255	17.3	- 6.0
Aamir Khansaheb	TUSC	145	9.7	
Catherine Hunter-Rossall	Grn	143	9.7	- 4.0

Chorley North and Astley
Chorley

***Adrian Lowe**	**Lab**	**1,002**	**60.7**	**+19.9**
Ryan Grogan	Con	426	25.8	- 4.2
Jon Royle	Grn	173	10.5	- 3.5
Tahir Khansaheb	TUSC	50	3.0	

Chorley North East
Chorley

***Margaret M. France**	**Lab**	**1,451**	**70.7**	**+18.8**
Gregory I. Morgan	Con	444	21.6	- 15.9
Simon Cash	Grn	156	7.6	- 3.0

Chorley North West
Chorley

***Aaron Beaver**	**Lab**	**1,340**	**64.1**	**+ 7.5**
Peter Malpas	Con	486	23.2	- 8.3
Mark W. Tebbutt	Grn	214	10.2	- 1.8
Arif Khansaheb	TUSC	51	2.4	

Chorley South East and Heath Charnock
Chorley

***Alastair W. Bradley**	**Lab**	**1,173**	**62.6**	**+12.0**
Sandra Mercer	Con	467	24.9	- 8.1
Jane Weston	Grn	158	8.4	- 1.2
Jenny Hurley	TUSC	76	4.1	- 2.7

Chorley South West
Chorley

Katie Wilkie	**Lab**	**935**	**56.8**	**- 0.7**
Olga Cash	Grn	562	34.1	+12.4
Peter Davenport	Con	150	9.1	- 13.1

Clayton East, Brindle and Hoghton
GAIN
Chorley

Irene E. Amahwe	**Lab**	**949**	**48.7**	**+22.5**
*Alan Cullens	Con	723	37.1	+ 3.6
Gail P. Ormston	LD	148	7.6	- 1.1
Pauline Summers	Grn	128	6.6	- 4.3

Clayton West and Cuerden
Chorley

***Mark E. Clifford**	**Lab**	**1,369**	**63.1**	**+22.3**
Sam Chapman	Con	541	24.9	- 15.6
Clare E. Hales	Grn	167	7.7	- 4.6
Stephen J. Fenn	LD	93	4.3	- 2.1

Coppull
Chorley

***Alex M. Hilton**	**Lab**	**1,022**	**71.1**	**+ 9.8**
Conor Dawson	Con	299	20.8	- 8.8
Anne Calderbank	Grn	116	8.1	- 0.8

Croston, Mawdesley and Euxton South
South Ribble

Debra Platt	**Con**	**976**	**44.9**	**- 3.8**
Caroline E. Turner	Lab	897	41.3	+16.2
John Clare	Grn	194	8.9	- 2.9
Mark R. Frost	LD	105	4.8	- 9.6

Eccleston, Heskin and Charnock Richard
South Ribble

***Alan Whittaker**	**Lab**	**1,117**	**63.1**	**+22.7**
Steve Bland	Con	504	28.5	- 9.9
Sef Churchill	Grn	88	5.0	- 6.2
Rowan P. Power	LD	60	3.4	- 5.5

Euxton
Chorley

***Danny Gee**	**Lab**	**1,255**	**66.3**	**+22.9**
Christine Turner	Con	467	24.7	- 18.0
Madeleine Houghton	Grn	170	9.0	+ 0.4

Summary of results: Chorley

	Year	Elec	%Poll	Con	Lab	LD	Grn	Ind	Other
Adlington and Anderton	2024	6,068	32.1	20.9	72.1		6.9		
	2023	6,065	31.7	22.5	70.6		6.9		
	2022	6,095	36.7	32.4	62.0		5.6		
	2021	6,211	39.1	31.3	52.3	6.8	9.6		
Buckshaw and Whittle	2024	7,182	29.2	41.8	47.9		10.3		
	2023	7,014	29.0	32.3	59.7		8.0		
	2022	6,091	27.7	37.5	54.3		8.2		
	2021	6,948	32.5	40.1	31.9	4.3	10.8	12.9	
Chorley East	2024	5,991	25.0	17.3	63.3		9.7		9.8
	2023	5,944	24.1	17.4	82.6				
	2022	6,011	27.3	18.6	70.6		10.7		
	2021	6,149	29.2	23.3	63.0		13.7		
Chorley North and Astley	2024	6,031	27.8	25.8	60.7		10.5		3.0
	2023	5,929	29.8	29.9	58.7		11.4		
	2022	5,907	33.8	30.6	58.6		10.8		
	2021	6,097	36.0	30.0	40.8		14.0	15.1	
Chorley North East	2024	5,595	37.0	21.6	70.7		7.6		
	2023	5,487	40.6	22.9	69.8		7.3		
	2022	5,470	45.6	31.6	61.1		7.3		
	2021	5,569	49.3	37.5	51.9		10.6		
Chorley North West	2024	5,965	35.4	23.2	64.1		10.2		2.4
	2023	5,912	37.0	25.8	65.5		8.8		
	2022	5,893	39.6	31.9	59.0		9.1		
	2021	6,018	41.4	31.5	56.4		12.0		
Chorley South East and Heath Charnock	2024	6,884	27.6	24.9	62.6		8.4		4.1
	2023	6,816	29.1	26.1	61.0		7.6		5.3
	2022	6,796	30.0	29.4	58.2		8.2		4.2
	2021	6,944	35.0	33.0	50.6		9.6		6.8
Chorley South West	2024	5,851	28.4	9.1	56.8		34.1		
	2023	5,856	28.5	9.1	51.4	2.0	37.5		
	2022	5,774	29.0	15.7	51.5		32.8		
	2021	5,824	33.3	22.2	56.1		21.7		
Clayton East, Brindle and Hoghton	2024	6,770	29.0	37.1	48.7	7.6	6.6		
	2023	6,730	30.5	35.6	52.3	6.3	5.7		
	2022	6,782	33.1	44.4	46.5		9.1		
	2021	6,936	35.7	33.5	26.2	8.7	10.9	20.6	
Clayton West and Cuerden	2024	6,782	32.5	24.9	63.1	4.3	7.7		
	2023	6,721	36.2	30.0	56.7	4.9	8.4		
	2022	6,616	38.7	31.5	58.9		9.6		
	2021	6,622	42.2	40.5	40.8	6.4	12.3		
Coppull	2024	6,204	23.4	20.8	71.1		8.1		
	2023	6,113	26.8	20.3	71.4		8.2		
	2022	6,092	31.2	24.2	70.1		5.7		
	2021	6,189	31.4	29.6	61.5		8.9		
Croston, Mawdesley and Euxton South	2024	6,281	34.9	44.9	41.3	4.8	8.9		
	2023	6,221	37.4	51.5	35.8	7.0	5.8		
	2022	6,215	41.9	46.3	25.5	24.6	3.6		
	2021	6,226	44.8	48.7	25.1	14.4	11.8		
Eccleston, Heskin and Charnock Richard	2024	5,784	32.5	28.5	63.1	3.4	5.0		
	2023	5,755	36.9	38.8	50.8	5.1	5.2		
	2022	5,746	39.9	40.9	51.5	2.9	4.6		
	2021	5,794	43.8	39.4	40.4	8.9	11.2		
Euxton	2024	5,974	32.1	24.7	66.3		9.0		
	2023	5,907	36.6	37.5	54.9		7.5		
	2022	5,899	39.2	32.1	62.0		5.9		
	2021	5,957	41.9	42.7	43.4	5.4	8.6		

Colchester

5 ◆	19	5 ▲1	14	6 ◆	15	1 ◆	3	0 ▼1	0	0 ◆	0

Council remains under no overall control



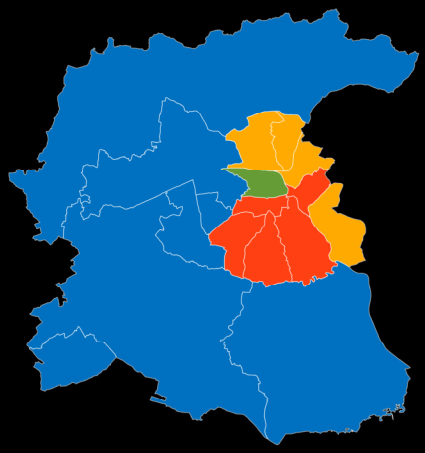

Electoral history of Colchester

	seats	%votes	seats	%votes	seats	%votes	seats	%votes	Total	Majority
2024	19	30.4	14	31.1	15	23.8	3	14.8	17	
2023	19	30.5	13	24.5	15	30.3	2	14.7	17	
2022	19	35.6	13	27.1	14	28.5	5	8.8	17	
2021	23	42.4	11	22.8	12	21.2	5	13.5	17	
2019	22	35.2	11	17.1	14	28.3	4	19.4	17	
2018	25	40.4	11	26.8	12	18.5	3	14.3	17	
2016	22	34.5	11	20.6	15	23.7	3	21.3	51	
2015	27	39.8	9	18.6	20	19.8	4	21.9	20	
2014	23	33.6	9	16.2	25	23.0	3	27.3	20	
2012	22	28.9	8	24.0	27	32.6	3	14.5	20	
2011	24	36.5	7	21.9	26	27.5	3	14.1	20	
2010	24	37.6	7	13.0	26	39.9	3	9.5	20	
2008	27	37.3	7	13.0	23	37.2	3	12.4	20	
2007	30	41.8	6	16.3	21	29.3	3	12.6	20	
2006	30	38.9	7	13.3	21	33.8	2	14.0	20	
2004	28	40.9	7	18.3	22	34.1	3	6.7	20	
2003	24	40.3	5	19.8	25	32.4	6	7.6	20	
2002	24	37.6	6	21.7	26	33.8	4	6.9	60	
2000	22	38.8	14	24.1	23	33.1	1	4.1	20	
1999	18	32.5	15	30.6	26	36.9	1	0.0	20	
1998	15	33.4	17	31.8	27	34.7	1	0.1	20	
1996	11	22.8	15	33.6	33	40.2	1	3.4	20	6 ●
1995	13	25.3	12	36.1	34	37.8	1	0.9	20	8 ●
1994	19	25.8	6	24.4	34	47.5	1	2.3	20	8 ●
1992	21	37.4	7	16.8	30	41.5	2	10.6	20	
1991	19	35.1	11	20.3	28	40.0	2	4.7	20	
1990	17	31.1	12	26.7	28	35.3	3	7.0	60	
1988	24	39.7	8	25.0	24	32.4	4	2.8	20	
1987	24	39.7	9	20.4	23	36.8	4	3.1	20	
1986	28	33.2	11	25.8	17	37.0	4	4.0	20	
1984	35	39.7	11	28.9	10	27.3	4	4.1	20	10 ●
1983	36	45.8	14	25.7	6	25.5	4	2.9	20	12 ●
1982	34	41.6	17	26.6	5	26.8	4	5.1	20	8 ●
1980	35	45.4	22	41.0	0	8.3	3	5.2	20	10 ●
1979	36	51.2	21	36.8	0	7.9	3	4.1	20	12 ●
1978	37	54.4	21	40.2	0	3.3	2	2.1	20	14 ●
1976	39	52.8	18	33.0	0	8.5	3	5.8	60	18 ●
1973	30	40.2	26	32.3	1	14.5	4	13.1	61	

Ward history of Colchester

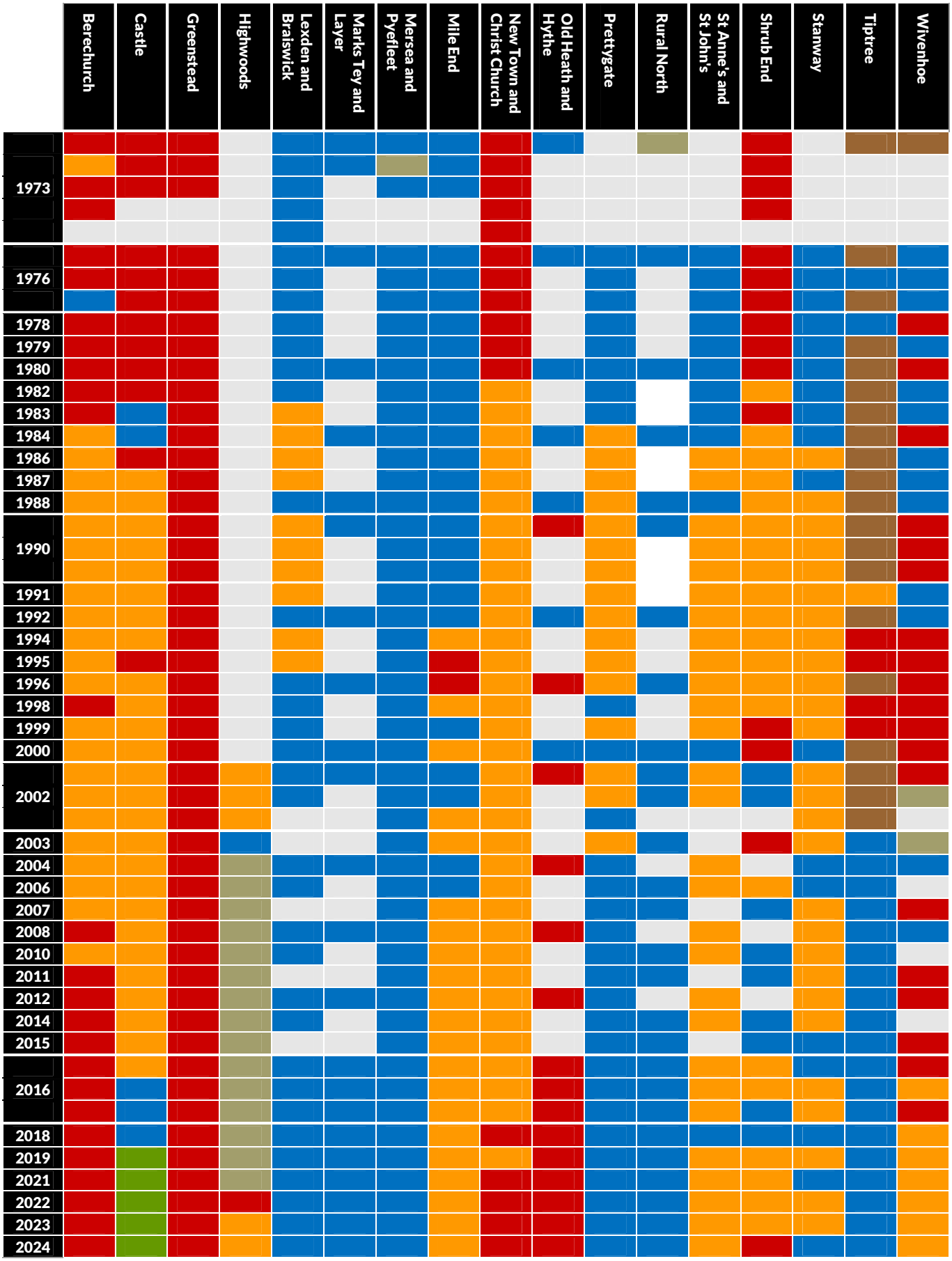

Berechurch
7% Harwich and North Essex, 93% Colchester

***Dave Harris**	**Lab**	**1,536**	**79.5**	**+11.1**
Bevan Waghorn	Con	207	10.7	- 9.3
Karen Chaplin	LD	96	5.0	- 3.2
John H. Clifton	Grn	94	4.9	+ 1.6

Castle
Colchester

Kemal Çufoglu	**Grn**	**1,247**	**44.5**	**+ 6.7**
*Steph Nissen	Lab	826	29.4	+10.3
Ryan W. Smith	Con	523	18.6	- 13.9
Martin J. Gillingham	LD	209	7.5	- 1.1

The incumbent Green Party councillor defected to Labour during her term but failed to defend her seat for her new party

Greenstead
Colchester

***Julie A. Young**	**Lab**	**1,159**	**58.0**	**+ 6.0**
Rowan J. Knight	Con	358	17.9	- 10.5
Lisa J. Cross	Grn	258	12.9	+ 6.5
Jenny Stevens	LD	225	11.3	+ 0.8

Greenstead ward by-election

Elizabeth Akinyemi	**Lab**	**1,150**	**69.7**
Ronnie Achille	Con	335	20.3
Zac Roulston	Grn	165	10.0

Highwoods
Colchester

Simon Appleton	**LD**	**947**	**45.0**	**+36.6**
Gary D. Braddy	Lab	717	34.1	+16.1
Rowan J. Knight	Con	345	16.4	- 13.4
Antony W. Greenwood	Grn	96	4.6	- 1.3

All three independent councillors for this ward resigned, two creating by-elections in 2022 and one at the 2023 council elections. This seat was therefore a successful Liberal Democrat defence, but is recorded as a gain from independent as that was who won it in 2021.

Lexden and Braiswick
40% Colchester, 60% Harwich and North Essex

***Dennis Willetts**	**Con**	**1,420**	**55.6**	**- 0.4**
Sandy Armitage	Lab	556	21.8	+10.4
Thomas A. Stevenson	LD	331	13.0	- 4.2
Roger E. Bamforth	Grn	248	9.7	- 5.7

Marks Tey and Layer
Witham

***Kevin P. Bentley**	**Con**	**1,176**	**53.2**	**- 14.2**
John Spademan	Lab	573	25.9	+14.3
Amy Sheridan	Grn	246	11.1	+ 2.8
Mark Hill	LD	214	9.7	+ 1.7

Mersea and Pyefleet
Harwich and North Essex

Martin D. Parsons	**Con**	**1,081**	**36.5**	**- 33.3**
John R. Akker		924	31.2	
Sophie A. Preston-Hall	Ref	355	12.0	
Natalie Eldred	Lab	336	11.3	+ 2.4
Libby Kirkby-Taylor	Grn	142	4.8	- 11.3
John Knight	LD	124	4.2	- 0.9

Mile End
Colchester

***Martin A. Goss**	**LD**	**1,889**	**68.2**	**+ 2.9**
Pauline A. Bacon	Lab	445	16.1	+ 5.3
Phoebe R.T. Butcher	Con	307	11.1	- 8.2
Amanda J. Kirke	Grn	129	4.7	+ 0.1

New Town and Christ Church
Colchester

***Pam Cox**	**Lab**	**1,639**	**57.3**	**+13.9**
Christopher M. Piggott	Con	468	16.4	- 8.9
Alan Mathias	LD	350	12.2	- 10.5
Sara N. Ruth	Grn	275	9.6	+ 1.0
Ian Partridge	Ind	128	4.5	

Old Heath and The Hythe
19% Harwich and North Essex, 81% Colchester

***Mike E.C. Lilley**	**Lab**	**1,291**	**58.9**	**+ 5.6**
Richard J. Martin	Con	359	16.4	- 10.2
Andrew L. Canessa	Grn	299	13.6	+ 2.7
Jakub D. Makowski	LD	137	6.3	- 2.8
Jeffrey J. Drew	Ind	106	4.8	

Prettygate
Colchester

***Sue Lissimore**	**Con**	**1,642**	**50.7**	**- 9.6**
John M. Loxley	LD	1,036	32.0	+14.6
Chris Coates	Lab	420	13.0	- 1.5
Natalie Edgoose	Grn	140	4.3	- 5.6

Rural North
Harwich and North Essex

***Darius G. Laws**	**Con**	**1,618**	**57.5**	**- 7.0**
Barbara R. Nichols	Lab	513	18.2	+ 7.5
Karen D. Maxwell	LD	349	12.4	+ 1.9
John E. Burgess	Grn	333	11.8	- 0.1

St Anne's and St John's
Colchester

Catherine Spindler	**LD**	**1,071**	**44.6**	**+ 2.6**
Simon L. Crow	Con	674	28.1	- 13.0
Brian Omiyi	Lab	476	19.8	+ 9.6
Sebastian Dwyer	Grn	179	7.5	+ 0.7

Shrub End
Colchester

Claire L. Osborne	**Lab**	**792**	**37.9**	**+19.1**
Mark Arnold	LD	625	29.9	- 7.1
Angela L. Linghorn-Baker	Con	541	25.9	- 9.4
Bob Brannan	Grn	131	6.3	+ 0.2

Stanway
Witham

***Jeremy A. Hagon**	**Con**	**847**	**40.1**	**- 6.3**
Chantelle-Louise Whyborn	LD	809	38.3	- 1.2
William Hayton	Lab	300	17.2	+ 7.4
Clare Smee	Grn	155	7.3	+ 2.9

Tiptree
Witham

***Roger J. Mannion**	**Con**	**971**	**44.5**	**- 27.5**
Luke S. Hayes	Lab	525	24.1	+12.0
Ashley A. Girling	Ref	411	18.8	
Sue Waite	LD	139	6.4	- 0.8
Clare E. Burgess	Grn	135	6.2	- 2.5

Wivenhoe
Harwich and North Essex

Sean Kelly	**LD**	**1,421**	**52.1**	**+13.7**
Philip Long	Lab	926	33.9	+ 2.4
Andrew J. Higginson	Con	208	7.6	- 7.7
Berthold Lausen	Grn	175	6.4	- 8.4

Summary of results: Colchester

	Year	Elec	%Poll	Con	Lab	LD	Grn	Ind	Other
Berechurch	2024	7,309	26.6	10.7	79.5	5.0	4.9		
	2023	7,347	25.4	15.6	66.1	9.2	5.3		3.8
	2022	7,397	27.8	19.7	69.3	6.2	4.8		
	2021	7,498	31.5	20.0	68.4	8.2	3.3		
Castle	2024	8,329	34.0	18.6	29.4	7.5	44.5		
	2023	8,163	33.5	24.0	18.0	7.6	50.4		
	2022	8,022	35.5	28.1	12.7	9.0	50.2		
	2021	8,143	37.1	32.5	19.1	10.6	37.8		
Greenstead	2024	10,350	19.5	17.9	58.0	11.3	12.9		
	2023	11,195	17.1	18.7	59.3	10.5	6.5		4.9
	2022	11,192	18.2	25.3	59.1	9.1	6.5		
	2021	11,006	19.3	28.4	52.0	10.5	6.4		2.7
Highwoods	2024	7,325	28.8	16.4	34.1	45.0	4.6		
	2023	7,327	30.1	17.0	32.7	46.5	3.8		
	2022	7,229	28.5	37.9	40.8	21.3			
	2021	7,450	30.3	29.8	18.0	8.4	5.9	35.0	2.9
Lexden and Braiswick	2024	7,428	34.7	55.6	21.8	13.0	9.7		
	2023	7,328	37.1	58.1	14.1	18.2	9.6		
	2022	7,312	37.3	51.8	14.9	22.2	11.1		
	2021	7,427	43.3	56.0	11.4	17.2	15.4		
Marks Tey and Layer	2024	8,297	26.9	53.2	25.9	9.7	11.1		
	2023	8.195	29.5	54.8	21.6	11.9	11.8		
	2022	8,137	30.4	56.6	18.5	15.5	9.3		
	2021	8,267	34.0	67.4	11.6	8.0	8.3	4.7	
Mersea and Pyefleet	2024	8,013	37.0	36.5	11.3	4.2	4.8	31.2	12.0
	2023	7,980	39.0	40.1	9.9	6.5	5.3	32.0	6.2
	2022	7,970	34.0	65.0	19.5	15.5			
	2021	8,143	37.7	69.8	8.9	5.1	16.1		
Mile End	2024	9,873	28.2	11.1	16.1	68.2	4.7		
	2023	9,613	27.7	16.4	13.3	61.2	9.2		
	2022	9,331	30.4	15.7	12.3	66.3	5.7		
	2021	9,331	32.5	19.3	10.8	65.3	4.6		
New Town and Christchurch	2024	9,675	29.7	16.4	57.3	12.2	9.6	4.5	
	2023	9,641	32.2	12.9	41.9	31.9	6.7	6.7	
	2022	9,665	34.4	16.1	40.4	30.3	13.2		
	2021	9,926	35.5	25.3	43.4	22.7	8.6		
Old Heath and The Hythe	2024	8,591	25.7	16.4	58.9	6.3	13.6	4.8	
	2023	8,697	27.2	15.7	59.3	10.1	7.8	7.1	
	2022	8,622	28.8	20.3	64.2	7.1	8.3		
	2021	8,735	29.8	26.6	53.3	9.1	10.9		
Prettygate	2024	7,765	36.5	50.7	13.0	32.0	4.3		
	2023	7,768	40.2	42.0	11.8	41.3	4.9		
	2022	7,800	39.0	46.4	13.4	34.6	5.6		
	2021	8,018	40.7	60.3	14.5	45.4	9.9		
Rural North	2024	8,594	33.1	57.5	18.2	12.4	11.8		
	2023	8,462	34.7	55.9	13.9	16.5	13.7		
	2022	8,409	35.9	57.5	12.8	16.7	13.0		
	2021	8,575	40.2	64.5	10.7	10.5	11.9		2.5
St Anne's and St John's	2024	8.167	29.6	28.1	19.8	44.6	7.5		
	2023	8,182	31.8	26.6	13.5	53.6	6.3		
	2022	8,223	35.0	34.5	13.7	51.8			
	2021	8,293	35.8	41.1	10.2	42.0	6.8		
Shrub End	2024	8,288	25.3	25.9	37.9	29.9	6.3		
	2023	8,098	26.1	21.4	33.9	39.3	5.5		
	2022	7,989	26.6	31.3	29.5	39.2			
	2021	8,202	27.1	35.3	18.8	37.0	6.1		2.8
Stanway	2024	7,309	29.0	40.1	14.2	38.3	7.3		
	2023	6,984	33.4	30.0	7.7	59.0	3.3		
	2022	6,935	35.0	37.5	8.7	53.8			
	2021	7,005	35.9	46.4	9.8	39.5	4.4		
Tiptree	2024	7,524	29.1	44.5	24.1	6.4	6.2		18.8
	2023	7,440	33.0	54.5	17.2	10.7	9.1		8.6
	2022	7,337	30.1	61.6	18.0	13.0	7.4		
	2021	7,369	32.5	72.0	12.1	7.2	8.7		
Wivenhoe	2024	6,673	41.1	7.6	33.9	52.1	6.4		
	2023	7,341	38.7	4.3	12.7	73.6	9.4		
	2022	7,320	43.7	5.7	32.4	56.8	5.1		
	2021	7,777	41.9	15.3	31.5	38.4	14.8		

Coventry

3 ▼3	11	14 ▲3	41	0 ◆	0	0 ◆	2	0 ◆	0	0 ◆	0

Labour retain control - majority: 28 seats

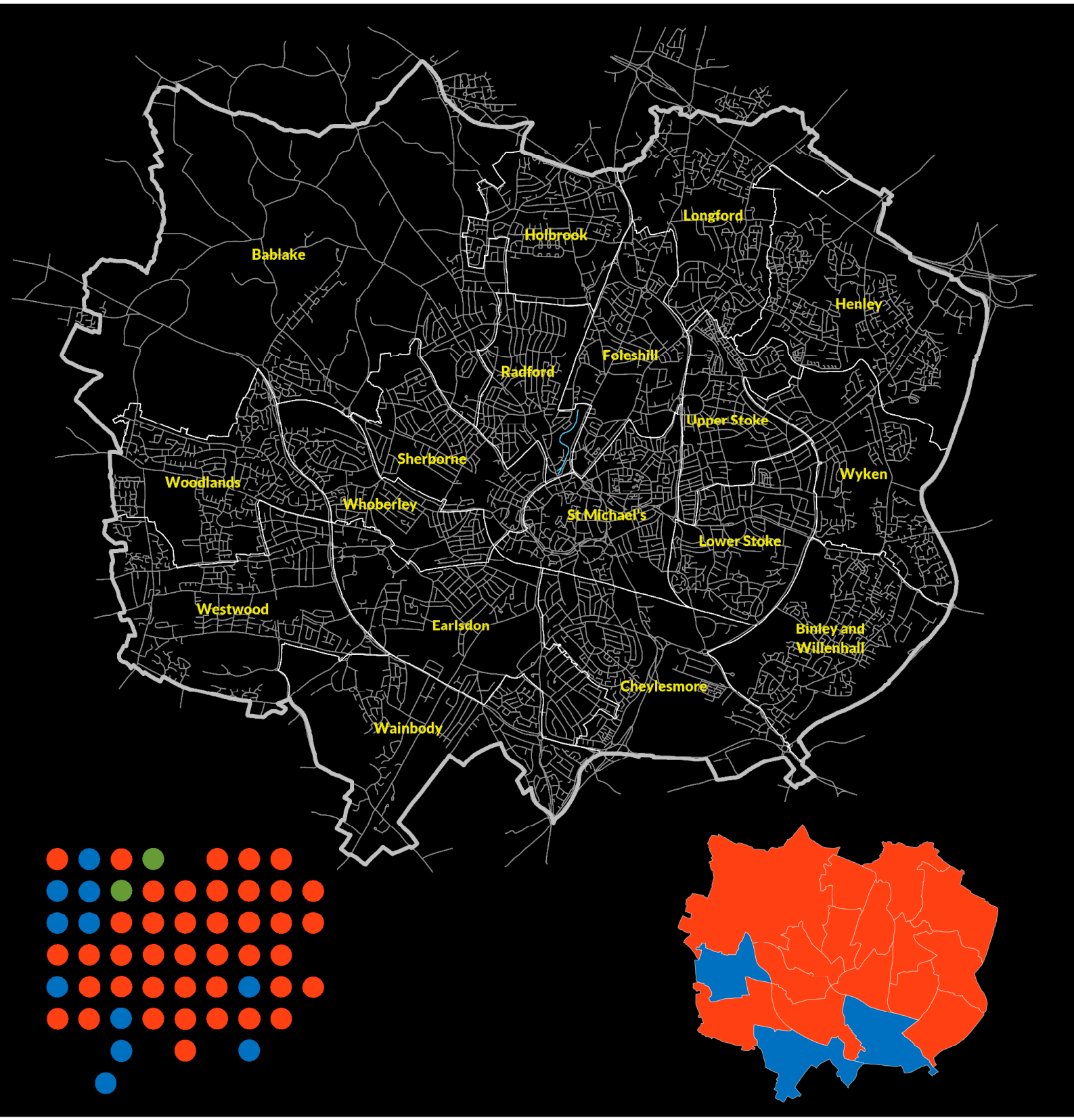

Electoral history of Coventry

	seats	%votes	seats	%votes	seats	%votes	seats	%votes	Total	Majority
2024	11	27.2	41	49.7	0	4.2	2	16.1	18	28
2023	14	29.4	38	50.4	0	3.4	2	16.8	18	22
2022	14	31.6	39	46.3	0	3.0	1	19.1	18	24
2021	15	33.6	39	43.9	0	4.5	0	17.9	18	24
2019	13	27.0	40	45.8	0	1.9	1	25.3	18	26
2018	14	32.9	40	52.8	0	3.4	0	10.8	18	26
2016	14	28.5	40	49.7	0	2.6	0	19.2	18	26
2015	12	28.2	42	44.2	0	2.9	0	24.7	18	30
2014	11	23.8	43	44.7	0	2.4	0	29.1	18	32
2012	11	26.5	43	51.3	0	3.9	0	18.1	18	32
2011	17	28.0	35	53.5	1	5.1	1	13.4	18	16
2010	22	28.5	30	42.2	1	17.6	1	11.8	18	6
2008	27	37.9	24	35.6	1	8.1	2	18.4	18	
2007	28	34.1	23	38.3	1	10.2	2	17.4	18	2
2006	29	37.4	19	35.4	2	14.6	4	12.5	18	4
2004	27	35.3	22	33.2	3	18.9	2	12.7	54	
2003	23	36.6	26	37.1	2	18.0	3	8.2	18	
2002	19	38.8	31	42.8	1	11.8	3	6.7	18	8
2000	15	42.6	35	39.4	1	12.4	3	5.6	18	16
1999	8	36.3	44	47.3	0	9.4	2	7.1	18	34
1998	7	32.0	45	46.9	0	13.3	2	7.8	18	36
1996	4	25.8	49	59.5	0	9.8	1	4.8	18	44
1995	11	23.2	43	62.4	0	11.4	0	3.1	18	32
1994	13	26.3	41	57.5	0	14.9	0	1.2	18	28
1992	12	45.1	42	44.5	0	10.2	0	0.3	18	30
1991	8	34.5	46	51.8	0	13.0	0	1.2	18	38
1990	9	28.0	44	61.1	1	6.7	0	4.1	18	34
1988	10	32.7	43	55.9	1	10.8	0	0.6	18	32
1987	11	32.3	41	46.0	2	20.6	0	1.1	18	28
1986	13	28.7	40	52.0	1	18.4	0	0.9	18	26
1984	20	35.2	34	47.1	0	16.6	0	1.1	18	14
1983	21	37.8	33	45.8	0	16.0	0	0.5	18	12
1982	19	37.8	35	36.8	0	23.8	0	1.5	18	16
1980	15	40.0	39	54.2	0	5.0	0	0.8	54	24
1979	23	43.8	31	48.1	0	6.9	0	1.3	18	8
1978	29	49.5	25	43.8	0	4.7	0	2.0	18	4
1976	26	50.9	28	39.5	0	7.6	0	2.0	18	2
1975	21	52.4	33	33.5	0	13.0	0	1.2	18	12
1973	12	36.8	42	54.2	0	6.0	0	2.9	54	30

Ward history of Coventry



Bablake
Coventry North West

Bea Christopher	**Lab**	**1,612**	**38.3**	**+10.3**
*Steve Keough	Con	1,528	36.3	+ 1.0
Amanda Peel	BF	379	9.0	
Niall Webb	Grn	292	6.9	+ 1.0
Tony Middleton	Cit	194	4.6	+ 1.8
Russell D. Field	LD	157	3.7	+ 2.1
Anthony G. Downes	TUSC	43	1.0	

Binley and Willenhall
Coventry East

***Christine E. Thomas**	**Lab**	**1,478**	**41.8**	**+ 4.4**
Paul Cowley	Cit	1,421	40.2	+18.8
William J. Single	Con	562	15.9	- 14.6
Rob Slater	TUSC	77	2.2	+ 1.2

Cheylesmore
Coventry South

***Barbara C. Mosterman**	**Con**	**1,726**	**44.7**	**- 2.3**
Randhir K. Auluck	Lab	1,601	41.5	+ 5.8
Bruce Tetlow	Grn	282	7.3	- 0.6
Josh Finch	Cit	178	4.6	+ 1.7
Rambir S. Khatkar	LD	73	1.9	- 3.1

Earlsdon
Coventry South

***Antony J. Tucker**	**Lab**	**2,688**	**52.7**	**+ 9.1**
Zaid Rehman	Con	1,663	32.6	- 2.9
Stephen Richmond	LD	612	12.0	+ 2.2
Adam J. Harnsworth	TUSC	139	2.7	+ 1.8

Foleshill
Coventry East

***Shakila Nazir**	**Lab**	**2,027**	**46.9**	**+ 1.3**
Ferhan A. Kiani		1,391	32.2	
Rakesh Gill	Con	356	8.2	- 1.7
Abdirazak I. Ahmed		247	5.7	
Teri L. Fogden	Cit	180	4.2	+ 1.4
David-Leigh Waters	LD	125	2.9	+ 1.4

Henley
Coventry East

***Ed Ruane**	**Lab**	**2,234**	**58.5**	**+ 2.4**
Michael A. Ballinger	Con	863	22.6	- 6.4
Cathy Wattebot	Grn	247	6.5	+ 1.0
Tom Watts	Cit	229	6.0	+ 1.9
Timothy Macy	LD	190	5.0	+ 1.1
Aidan S. O'Toole	TUSC	55	1.4	0.0

Holbrook
Coventry North West

***Rachel E. Lancaster**	**Lab**	**2,180**	**55.2**	**+11.2**
Gareth M. Lloyd	Grn	1,234	31.2	- 3.8
Zeeshan Qazi	Con	427	10.8	- 5.7
Jim Hensman	TUSC	111	2.8	

Longford
Coventry East

***George A. Duggins**	**Lab**	**2,289**	**65.9**	**+ 8.9**
William Sidhu	Con	507	14.6	- 7.4
Rachel Ward	Grn	284	8.2	+ 3.2
Denise Sanchez	Cit	178	5.1	+ 1.5
Ryan D. McMichael	LD	122	3.5	- 0.4
Alan N.H. Checklin	TUSC	93	2.7	

Lower Stoke
Coventry South

***Catherine E. Miks**	**Lab**	**2,677**	**61.5**	**+ 8.5**
Paul Wyatt	Con	812	18.7	- 9.3
Tom Jewell	Grn	357	8.2	- 0.8
Dani Stringfellow	Cit	205	4.7	+ 0.7
Andrew E.R. Soares	LD	176	4.0	+ 0.2
John P. O'Sullivan	TUSC	124	2.8	+ 0.5

Radford
Coventry North West

Mal Mutton	**Lab**	**1,082**	**58.0**	**+ 3.9**
Stephen J. Smith	Con	328	17.6	- 6.9
Julie Spriddle	Grn	156	8.4	- 0.4
Cameron E. Baxter	Cit	128	6.9	+ 1.4
Caroline Spence	LD	98	5.3	+ 1.8
Mila Matharu	TUSC	72	3.9	+ 0.3

The election in Radford ward was countermanded following the death of the TUSC candidate during the campaign. The rescheduled election took place on Thursday 20th June.

St Michael's
Coventry South

***Naeem Akhtar**	**Lab**	**2,222**	**62.1**	**- 4.5**
Mehmet Yetkin	Con	350	9.8	- 2.8
Dave Nellist	TUSC	346	9.7	+ 0.7
Chrissie Brown	Grn	329	9.2	+ 3.7
Karen Wilson	Cit	186	5.2	+ 1.9
Benoit D. Jones	LD	147	4.1	+ 1.0

Sherbourne
Coventry North West

Dave Toulson	**Lab**	**1,636**	**42.8**	**+ 3.0**
*Ryan M.T. Simpson	Con	1,490	39.0	- 3.2
David Priestley	Grn	261	6.8	- 1.8
Julian P. Montague	Cit	161	4.2	+ 0.8
Jane E. Nellist	TUSC	136	3.6	+ 2.1
Rachel M. Norwood	LD	136	3.6	- 0.9

Upper Stoke
Coventry East

***Kamran A. Caan**	**Lab**	**2,049**	**57.9**	**+ 4.0**
Pratibha R. Ramidi	Con	508	14.4	- 11.6
John Finlayson	Grn	287	8.1	- 0.2
Marcus L.P. Fogden	Cit	218	6.2	+ 1.3
James Gallagher	LD	186	5.3	+ 0.1
Aaron Essel		143	4.0	
Terri Rosser	TUSC	88	2.5	+ 0.7
Angela S. Rusu		57	1.7	

Wainbody
Coventry South

***John A. Blundell**	**Con**	**1,869**	**49.8**	**- 5.8**
Dianabasi E. Nkantah	Lab	1,295	34.5	+ 4.2
Becky Finlayson	Grn	258	8.1	+ 1.0
James F. Morshead	LD	169	5.3	+ 0.4
Adam J. Hancock	Cit	104	2.8	+ 0.7
Megan Lemee	WEP	60	1.6	

Westwood
Coventry South

Grace Lewis	**Lab**	**1,936**	**47.3**	**+13.7**
*Asha Masih	Con	1,415	34.5	- 9.7
Jess Marshall	Grn	342	8.3	- 2.7
Jamie Simpson	LD	199	4.9	+ 0.3
Nate Lewis	Cit	139	3.4	+ 0.9
Jim Donnelly	TUSC	65	1.6	- 0.5

Whoberley
Coventry North West

***Jayne E. Innes**	**Lab**	**2,070**	**55.6**	**+ 8.1**
Lisa M. Boyle	Con	821	22.0	- 10.1
Anne Patterson	Grn	429	11.5	- 0.8
Anna C. Grainger	LD	199	5.3	+ 0.5
Ian Stringfellow	Cit	132	3.5	+ 0.1
Zoe Parker	TUSC	74	2.0	

Woodlands
Coventry North West

***Gary C. Ridley**	**Con**	**1,994**	**47.5**	**- 11.6**
Neil Rider	Lab	1,563	37.2	+ 6.2
Lesley C. Sim	Grn	216	5.1	+ 1.9
Mark J. Perryman	LD	213	5.1	- 0.3
Lorna Williams	Cit	121	2.9	
Saraj S. Davis	TUSC	90	2.1	+ 0.9

Wyken
Coventry East

***Angela B. Hopkins**	**Lab**	**1,682**	**47.3**	**+ 6.3**
Frank Beechey	Con	1,284	36.1	+ 0.6
Richard Baker	Grn	232	6.5	- 3.0
Gary R. Cooper	Cit	180	5.1	- 0.2
Annabell M. Gurney-Terry	LD	116	3.3	- 3.8
Mila Matharu	TUSC	60	1.7	+ 0.1

Summary of results: Coventry

	Year	Elec	%Poll	Con	Lab	LD	Grn	Ind	Other
Bablake	2024	13,684	30.8	36.3	38.3	3.7	6.9		14.6
	2023	13,265	28.9	46.2	36.4	4.9	7.4		5.3
	2022	12,848	32.4	50.0	33.5	4.8	7.0		4.7
	2021	12,928	36.3	35.3	28.0	1.6	5.9		2.8
Binley and Willenhall	2024	13,414	26.6	15.9	41.8				42.4
	2023	13,226	23.2	17.7	45.3				37.0
	2022	13,008	25.4	28.9	41.3		7.1		22.7
	2021	12,983	29.8	30.5	37.4	4.1	5.6		22.4
Cheylesmore	2024	12,067	33.7	44.7	41.5	1.9	7.3		4.6
	2023	11,860	31.9	39.4	44.3	4.6	7.0		4.7
	2022	11,797	33.4	47.0	38.7	4.9	5.6		3.7
	2021	11,988	35.9	47.0	35.7	5.0	7.9		4.5
Earlsdon	2024	11,875	43.3	32.6	52.7	12.0			5.7
	2023	11,888	42.4	31.5	56.4		7.5		4.6
	2022	11,846	44.9	29.0	53.0	8.9	4.7		4.3
	2021	12,085	50.2	35.5	43.6	9.8	6.1		5.1
Foleshill	2024	13,971	31.6	8.2	46.9	2.9		37.9	4.2
	2023	13,576	22.8	14.5	78.5				6.9
	2022	13,199	29.9	9.5	46.0			44.5	
	2021	13,243	33.9	9.9	45.6	1.5	3.9	34.7	4.3
Henley	2024	15,016	25.9	22.6	58.5	5.0	6.5		7.4
	2023	14,795	21.9	20.5	62.6		8.7		8.3
	2022	14,735	23.2	28.2	54.8		8.7		8.3
	2021	14,752	27.5	29.0	56.1	3.9	5.5		5.5
Holbrook	2024	13,778	29.1	10.8	55.2		31.2		2.8
	2023	13,619	25.9	11.3	42.5		44.8		1.7
	2022	13,478	30.6	7.1	39.3		51.3		2.4
	2021	13,586	29.9	16.5	43.0	1.5	35.0		4.1
Longford	2024	14,404	24.6	14.6	65.9	3.5	8.2		7.8
	2023	14,248	20.8	17.7	67.6		7.7		7.0
	2022	14,151	23.1	19.8	60.9	5.6	9.1		4.6
	2021	14,279	27.7	22.0	57.0	3.9	4.8	8.8	3.6
Lower Stoke	2024	16,107	27.4	18.7	61.5	4.0	8.2		8.5
	2023	15,729	24.6	23.1	55.6	5.2	8.7		7.3
	2022	15,374	25.0	21.2	59.5		10.5		8.9
	2021	15,679	28.5	28.0	53.0	3.8	9.0		6.3
Radford	2024	12,701	14.2						
	2023	13,226	21.2	19.1	60.1		9.5		11.3
	2022	13,122	22.6	20.3	61.1		8.8		9.8
	2021	13,286	26.3	24.5	54.1	3.5	8.8		9.1
St Michael's	2024	15,258	23.8	9.8	62.1	4.1	9.2		14.9
	2023	13,143	21.6	11.1	66.2	4.8	6.2		3.9
	2022	11,844	23.1	9.9	69.8		6.7		13.6
	2021	11,410	27.0	12.6	66.6	3.1	5.5		12.3
Sherbourne	2024	12,356	31.2	39.0	42.8	3.6	6.8		7.8
	2023	12,152	28.8	40.8	41.4	4.3	7.3		6.2
	2022	11,990	30.5	38.9	39.9	4.8	9.2		7.1
	2021	12,457	34.2	42.2	39.8	4.5	8.6		4.9
Upper Stoke	2024	13,655	26.1	14.4	57.9	5.3	8.1	5.7	7.7
	2023	13,357	21.3	17.4	59.0		12.6		11.1
	2022	13,311	22.3	19.7	57.5		12.1		10.7
	2021	13,337	26.4	26.0	53.9	5.2	8.3		6.7
Wainbody	2024	9,485	39.8	49.8	34.5	4.5	6.9		4.4
	2023	10,092	37.9	49.1	36.0	5.6	7.1		2.3
	2022	10,860	36.1	53.7	33.5	5.5	5.0		2.3
	2021	10,293	42.8	55.6	30.3	4.9	7.1		2.1

	Year	Elec	%Poll	Con	Lab	LD	Grn	Ind	Other
Westwood	2024	14,243	29.1	34.5	47.3	4.9	8.3		5.0
	2023	13,923	25.9	47.1	38.9	5.5	6.8		1.8
	2022	13,617	26.8	39.5	42.3	6.5	9.7		2.1
	2021	13,701	30.4	44.2	33.6	4.6	11.0		6.5
Whoberley	2024	11,835	31.8	22.0	55.6	5.3	11.5		5.5
	2023	11,620	29.6	22.8	54.5	6.4	11.0		5.4
	2022	11,583	33.7	23.5	61.5	4.4	7.8		2.8
	2021	11,697	35.3	32.1	47.5	4.8	12.3		3.4
Woodlands	2024	1,3878	30.5	47.5	37.2	5.1	5.1		5.0
	2023	13,751	29.2	52.4	33.1	6.7	5.7		2.1
	2022	13,614	31.0	51.0	34.5	6.9	4.5		3.0
	2021	13,774	35.3	59.1	31.0	5.4	3.2		1.2
Wyken	2024	12,632	28.4	36.1	47.3	3.3	6.5		6.8
	2023	12,418	25.1	29.8	50.0		10.5		9.7
	2022	12,546	27.1	34.3	48.4		10.8		6.5
	2021	12,742	30.4	35.5	41.0	7.1	9.5		6.9

Crawley

2 ▼5	11	10 ▲5	25	0 ◆	0	0 ◆	0	0 ◆	0	0 ◆	0

Labour retains control - majority: 14 seats

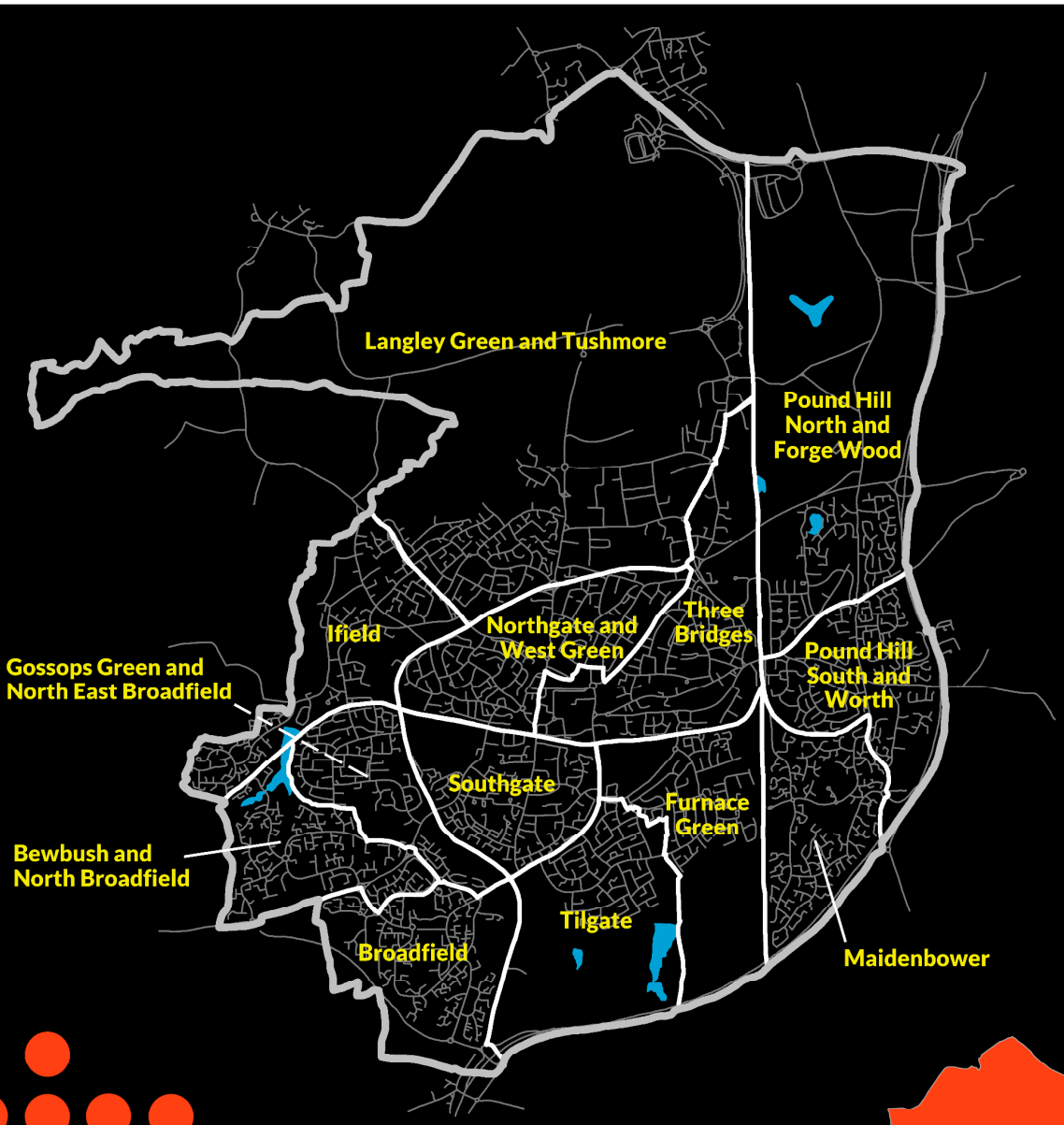



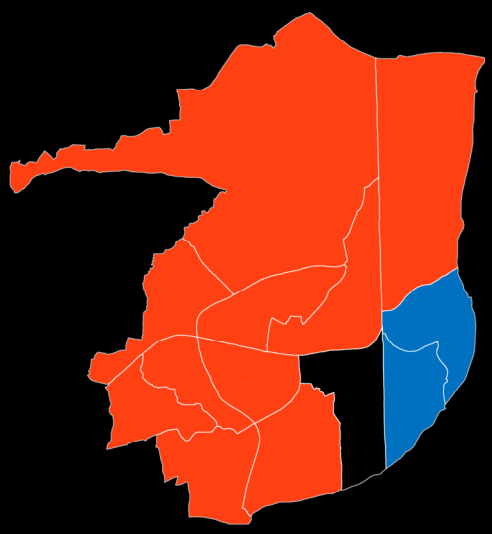

Electoral history of Crawley

	seats	%votes	seats	%votes	seats	%votes	seats	%votes	Total	Majority	
2024	11	36.9	25	44.9	0	0.0	0	18.3	12	14	●
2023	16	40.2	20	47.6	0	1.5	0	10.8	12	4	●
2022	17	42.0	19	44.5	0	4.2	0	9.3	12	2	●
2021	18	48.8	18	39.6	0	4.7	0	6.9	12		
2019	17	44.6	19	43.3	0	4.0	0	8.2	36	2	●
2018	17	47.3	20	47.3	0	4.0	0	1.4	12	3	●
2016	17	42.1	20	45.1	0	3.3	0	9.5	13	3	●
2015	18	51.6	19	37.2	0	2.5	0	8.7	12	1	●
2014	16	35.0	20	37.4	0	2.7	1	24.9	12	3	●
2012	21	50.3	16	18.1	0	18.8	0	12.9	11	5	●
2011	24	51.1	13	41.5	0	2.3	0	5.1	11	11	●
2010	26	50.1	11	37.4	0	6.9	0	5.6	12	15	●
2008	26	51.7	9	33.0	2	8.2	0	7.1	13	15	●
2007	23	48.8	11	29.1	3	13.5	0	8.6	12	15	●
2006	19	46.7	16	28.6	2	15.1	0	9.6	12	9	●
2004	16	38.2	19	33.1	2	13.4	0	15.2	37	1	●
2003	8	35.3	22	35.7	2	22.2	0	6.8	12	12	●
2002	7	28.5	23	48.7	2	19.6	0	3.3	11	14	●
2000	6	33.7	24	53.1	2	10.9	0	2.4	11	16	●
1999	5	29.1	25	55.9	2	14.6	0	0.3	11	18	●
1998	3	23.1	27	61.6	2	12.9	0	2.3	11	22	●
1996	2	21.6	28	67.4	2	11.0	0	0.0	11	24	●
1995	4	19.4	26	64.3	2	15.7	0	0.5	11	20	●
1994	7	19.6	23	62.9	2	15.9	0	1.6	11	14	●
1992	9	41.7	22	47.6	1	9.5	0	1.2	11	12	●
1991	7	35.5	24	46.0	1	17.4	0	1.1	13	16	●
1990	8	25.8	21	59.8	1	12.5	0	1.9	10	12	●
1988	10	36.5	21	51.5	1	5.0	0	7.0	11	10	●
1987	13	38.2	18	39.6	1	22.2	0	0.0	11	4	●
1986	12	28.3	20	50.9	0	20.9	0	0.0	10	8	●
1984	14	39.3	18	46.9	0	13.9	0	0.0	11	4	●
1983	12	39.8	20	41.6	0	18.6	0	0.0	12	8	●
1982	8	35.1	18	40.5	0	0.0	0	0.1	9	10	●
1980	8	36.5	18	57.2	0	6.3	0	0.0	9	10	●
1979	10	48.1	16	50.7	0	1.2	0	0.0	26	6	●
1976	11	40.4	14	40.1	0	15.4	0	4.1	25	3	●
1973	5	27.4	25	47.7	0	11.7	2	13.2	32	18	●

Ward history of Crawley

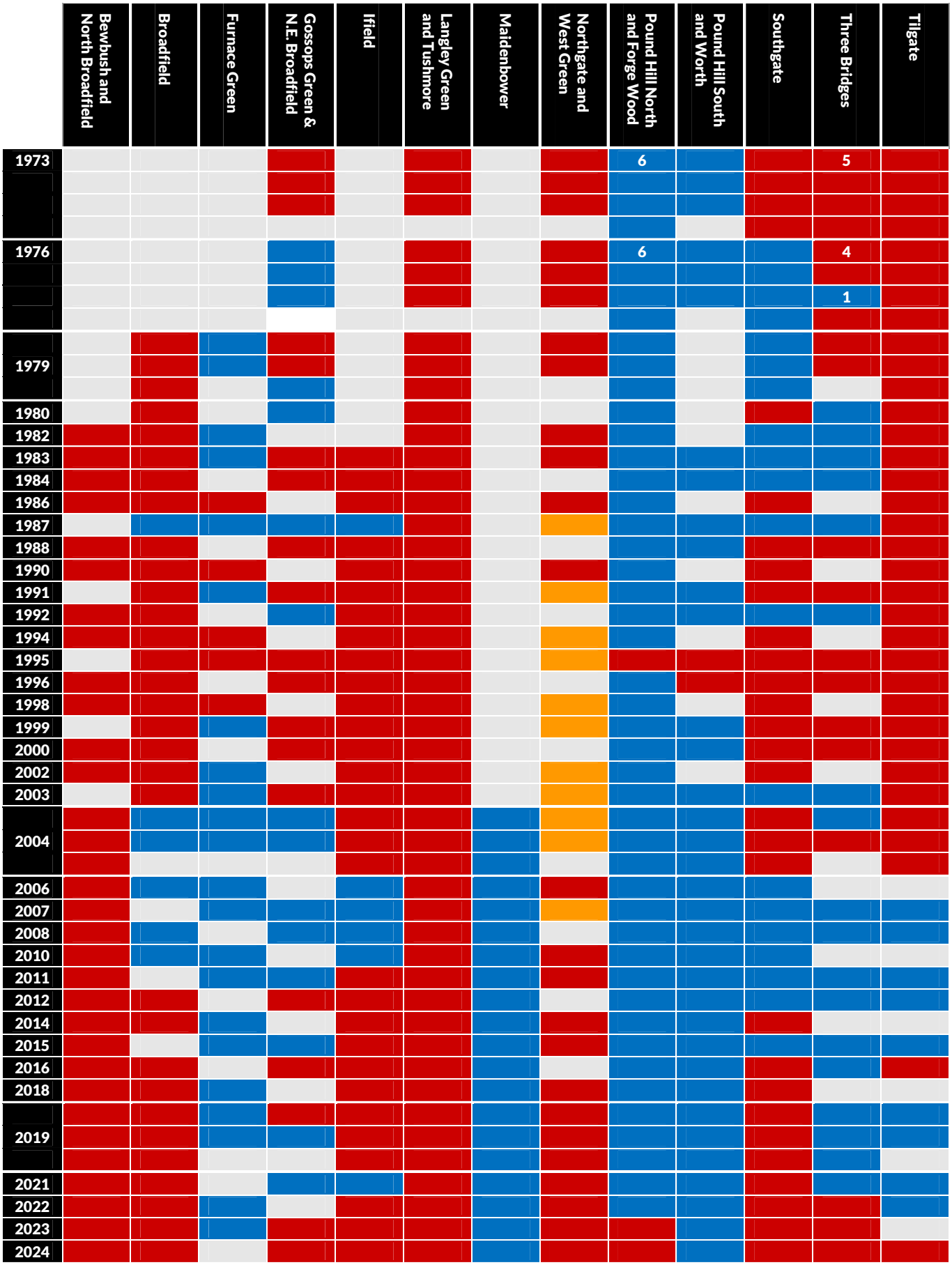

Bewbush and North Broadfield
Crawley

***Michael G. Jones**	**Lab**	**920**	**51.3**	**+ 3.0**
Tony Johnson	Con	416	23.2	- 11.2
Holly R. Smith	Grn	251	14.0	+ 0.9
Robin Burnham	TUSC	119	6.6	
Dan Weir	Her	50	2.8	
Arshad Khan	Justice	38	2.1	

Broadfield
Crawley

***Kiran Khan**	**Lab**	**979**	**54.5**	**+ 4.9**
Valerie S. Knight	Con	509	28.4	- 15.3
Carolina Morra	Her	174	9.7	
Christopher J. Ellis	TUSC	133	7.4	

Furnace Green
Crawley

No election in 2024

Gossops Green and North East Broadfield
GAIN

Crawley

Esther Barrott	**Lab**	**914**	**51.6**	**+14.7**
Anwaera N. Perveen	Con	557	31.5	- 19.3
Iain B.M. Dickson	Grn	191	10.8	+ 5.1
Debbie Plaister	Her	82	4.6	
Mark L. Wright	TUSC	26	1.5	

Ifield
GAIN

Crawley

Beni Yianni	**Lab**	**1,046**	**50.6**	**+13.3**
Jonathan R. Purdy	Con	688	33.3	- 12.8
Ines E. Manning	Grn	229	11.1	- 0.9
Winifred N.C. Duggan	TUSC	105	5.1	

Langley Green and Tushmore
Crawley

Shelly Bushnell	**Lab**	**722**	**45.1**	**- 3.2**
Karen M. Sudan	Ind	465	29.0	
Alan Hellier	Con	414	25.9	- 13.8

Maidenbower
Crawley

Dominic P. Ramsay	**Con**	**940**	**43.9**	**- 18.9**
Max Perry	Grn	614	28.7	+14.5
Matt Pritchard	Lab	586	27.4	+ 4.4

Northgate and West Green
Crawley

Sue R. Mullins	**Lab**	**1,188**	**53.5**	**+10.7**
Alison S. Pendlington	Con	641	28.9	- 8.8
Nicholas B.L. Park	Grn	278	12.5	
Peter A. Miller	TUSC	113	5.1	

Pound Hill North and Forge Wood
GAIN

Crawley

Nick R. Hilton	**Lab**	**1,236**	**49.1**	**+15.5**
Paul C. Castle	Con	1,014	40.3	- 26.1
Neal D. Murdoch	Grn	236	9.4	
Ben Newman	TUSC	31	1.2	

Pound Hill South and Worth
Crawley

Thomas A.H. Bidwell	**Con**	**1,099**	**51.8**	**- 6.6**
Tony Patel	Lab	721	34.0	+ 6.4
Cyril J. Gambrell	Grn	247	11.6	+ 0.8
Ruth J. Gaunt	TUSC	54	2.5	

Southgate
GAIN

Crawley

Dipesh J. Patel	**Lab**	**924**	**46.2**	**+ 3.6**
*Simon J. Piggott	Con	746	37.3	- 8.0
Robin D. Fitton	Grn	255	12.8	+ 6.2
Brett C. Shattock	TUSC	73	3.7	

Three Bridges
Crawley

Atif Nawaz	**Lab**	**1,274**	**51.4**	**+ 7.2**
Kevin R. Bonnick	Con	809	32.6	- 10.5
Danielle Kail	Grn	215	8.7	+ 0.4
Muhammed Hanif	Ind	93	3.8	
Timothy C. Holt	TUSC	89	3.6	

Tilgate
GAIN

Crawley

Olu Adeniyi	**Lab**	**732**	**48.7**	**+12.4**
Francis Guidera	Con	550	36.6	- 15.0
Simon R. Thom	Grn	120	8.0	- 0.4
Amanda L. Brown	Free	69	4.6	
Christopher J. Owen	TUSC	33	2.2	

Summary of results: Crawley

	Year	Elec	%Poll	Con	Lab	LD	Grn	Ind	Other
Bewbush and North Broadfield	2024	7,230	25.1	23.2	51.3		14.0		11.5
	2023	7,154	23.6	22.6	55.7		11.0	9.2	1.5
	2022	7,119	25.1	30.0	50.1		12.6	7.3	
	2019	7,281	29.8	34.4	48.3	4.3	13.1		
Broadfield	2024	7,384	24.6	54.5	28.4				17.1
	2023	7,330	23.4	29.8	54.6	7.3			8.2
	2022	7,268	25.9	33.0	51.8	9.2			6.0
	2019	7,340	30.4	43.7	49.7	6.6			
Furnace Green	2023	4,486	42.7	48.4	44.9				6.7
	2022	4,440	39.6	49.7	38.6	6.6			5.2
Gossops Green and North East Broadfield	2024	4,683	38.0	31.5	51.6		10.8		6.1
	2023	4,667	34.7	34.9	53.1		12.1		
	2021	4,793	42.0	50.8	36.9	3.7	5.7		3.0
Ifield	2024	7,202	29.0	33.3	50.6		11.1		5.1
	2023	7,152	30.0	39.0	46.3	5.1	9.6		
	2022	7,187	34.1	38.5	51.0	3.7	6.8		
	2019	7,230	37.0	46.1	37.3	4.6	12.0		
Langley Green and Tushmore	2024	6,132	27.3	25.9	45.1			29.0	
	2023	6,086	27.2	36.4	63.6				
	2022	6,062	26.1	30.0	51.0	11.5	7.5		
	2019	6,067	34.7	39.7	48.3	12.0			
Maidenbower	2024	6,799	31.8	43.9	27.4		28.7		
	2023	6,753	32.7	51.5	20.8		27.7		
	2022	6,754	33.4	48.0	24.0		28.0		
	2019	6,774	35.8	62.8	23.0		14.2		
Northgate and West Green	2024	7,741	29.0	28.9	53.5		12.5		5.1
	2023	7,699	27.2	33.4	54.6		12.0		
	2022	7,609	28.1	35.2	48.1	6.3	10.3		
	2019	7,645	33.5	37.7	42.8	8.3		11.2	
Pound Hill North and Forge Wood	2024	7,372	34.3	40.3	49.1		9.4		1.2
	2023	7,163	34.5	45.3	54.7				
	2022	6,872	29.4	53.7	46.3				
	2019	6,563	35.5	66.4	33.6				
Pound Hill South and Worth	2024	6,221	34.5	51.8	34.0		11.6		2.5
	2023	6,221	36.9	47.9	40.4		11.7		
	2022	6,189	36.2	54.6	33.6		11.8		
	2019	6,257	40.5	58.4	27.6	3.2	10.8		
Southgate	2024	6,711	30.0	37.3	46.2		12.8		3.7
	2023	6,648	30.0	35.8	49.1	5.8	9.4		
	2022	6,503	36.3	39.4	46.6	7.9	6.1		
	2019	6,583	38.3	45.3	42.6	5.5	6.6		
Three Bridges	2024	6,773	36.9	51.4	32.6		8.7	3.8	3.6
	2023	6,621	33.7	46.0	43.3		8.0		2.8
	2022	6,511	35.8	39.2	48.0	5.9	6.9		
	2019	6,279	39.9	43.1	44.2	4.4	8.3		
Tilgate	2024	4,495	33.7	36.6	48.7		8.0		6.8
	2022	4,430	52.6	51.4	48.6				
	2021	4,465	36.7	51.6	36.3	3.6	8.4		

Dorset

▼13	30	◆	2	▲13	42	◆	4	◆	4

Liberal Democrats gain from Conservatives - majority: 2 seats

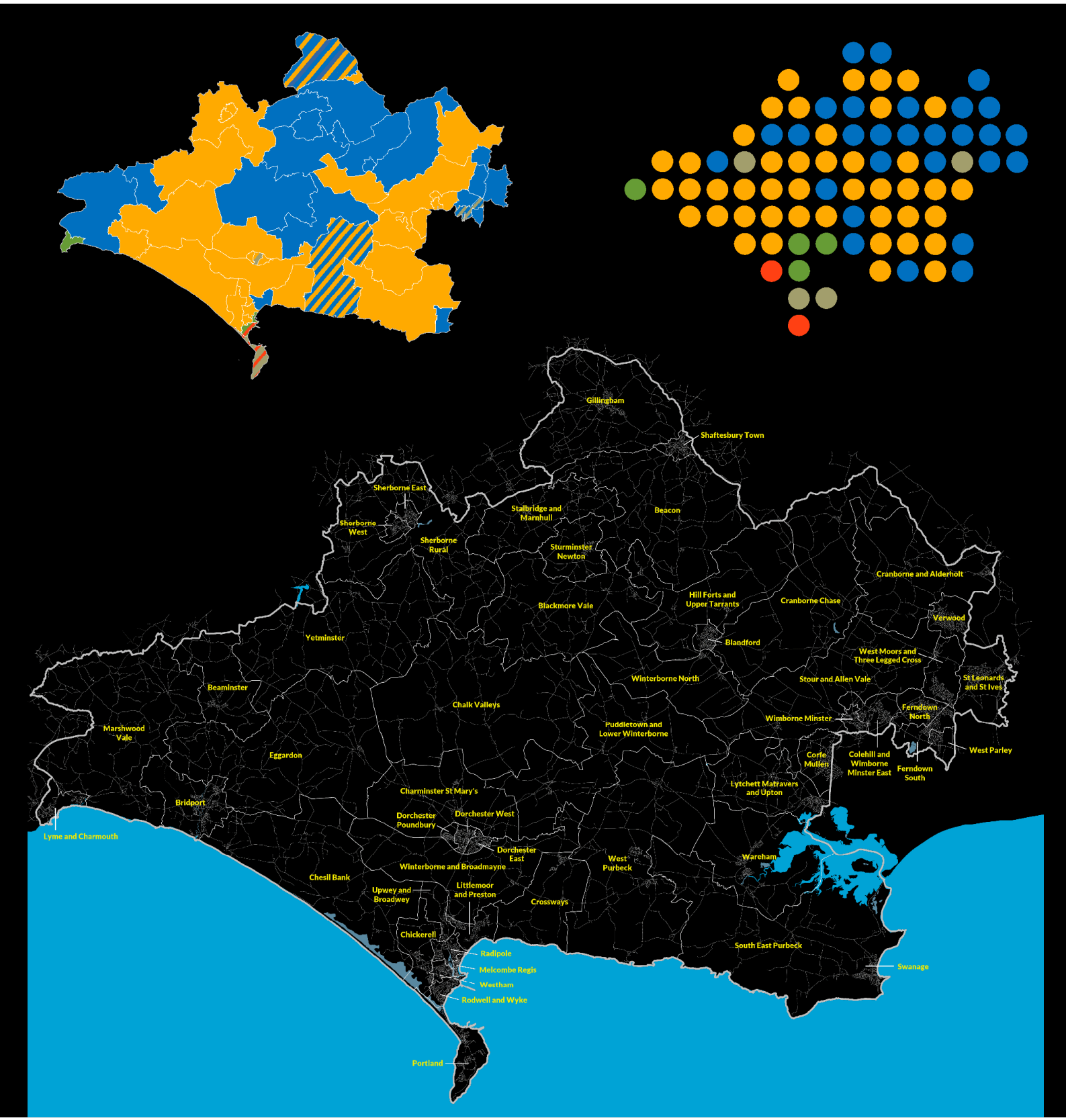

Electoral history of Dorset

	seats	%votes	seats	%votes	seats	%votes	seats	%votes	Total	Majority
2024	30	34.9	2	11.1	42	37.6	8	16.4	81	2
2019	43	36.6	2	11.0	29	29.4	7	23.1	81	5
2017	32	36.2	1	10.8	11	29.0	2	24.0	46	18
2013	27	38.9	5	12.5	12	18.8	1	29.7	45	9
2009	28	48.3	0	6.3	16	35.7	1	9.8	45	11
2005	24	44.3	4	12.3	16	39.7	1	3.7	45	3
2001	23	44.7	4	17.1	14	36.3	1	1.9	42	4
1997	15	40.5	5	16.9	21	39.8	1	2.8	42	
1993	28	36.8	6	15.4	38	41.0	5	6.8	77	
1989	43	46.4	6	15.6	22	31.0	6	6.9	77	9
1985	42	45.3	4	15.1	26	33.0	5	6.5	91	7
1981	53	41.5	11	16.3	16	25.3	11	16.9	91	15
1977	80	62.3	4	13.5	4	12.6	3	11.6	91	69
1973	59	45.1	14	24.0	11	18.2	7	12.8	91	27

Figures provided before 2019 are for Dorset County Council. Prior to 2019 this council comprised five district councils: East Dorset, North Dorset, Purbeck, West Dorset, and Weymouth and Portland

East Dorset District

	seats	%votes	seats	%votes	seats	%votes	seats	%votes	Total	Majority
2015	24	51.3	0	4.4	3	13.5	2	30.8	29	19
2011	30	56.7	0	4.2	6	28.8	0	10.3	36	24
2007	25	59.8	0	1.1	11	33.8	0	5.3	36	14
2003	24	57.7	0	2.9	11	36.1	1	3.3	36	12
1999	26	52.2	0	8.3	9	32.9	1	6.5	36	16
1995	13	36.5	0	10.3	23	46.8	0	6.4	36	10
1991	19	41.7	0	11.8	13	29.1	4	17.3	36	2
1987	27	36.9	0	7.7	6	33.2	3	22.1	36	18
1983	27	43.7	0	1.9	4	25.3	5	29.0	36	18
1979	20	38.5	0	0.0	2	20.6	11	40.9	33	7
1976	19	39.2	0	0.0	3	24.5	11	36.4	33	5
1973	5	5.2	0	2.0	11	33.3	17	59.4	33	1

North Dorset District

	seats	%votes	seats	%votes	seats	%votes	seats	%votes	Total	Majority
2015	27	46.8	0	7.1	4	12.5	2	33.6	33	21
2011	23	51.3	0	4.7	6	32.7	4	11.2	33	13
2007	17	43.1	0	1.1	13	42.9	3	12.9	33	1
2003	15	36.6	0	3.0	11	37.2	7	23.2	33	
1999	16	38.3	0	6.8	10	32.0	7	23.0	33	
1995	1	18.9	1	12.2	19	33.9	12	35.1	33	5
1991	0	6.9	0	9.6	12	36.9	21	46.7	33	9
1987	1	3.8	0	5.3	8	35.5	24	55.4	33	15
1983	2	13.5	0	7.4	6	23.7	25	55.4	33	17
1979	0	7.8	0	4.1	3	14.4	28	73.8	31	25
1976	0	4.0	0	2.1	2	16.0	29	77.8	31	27
1973	0	0.0	0	1.3	4	20.3	27	78.4	31	23

Purbeck District

	seats	%votes	seats	%votes	seats	%votes	seats	%votes	Total	Majority
2015	20	45.6	0	9.5	4	25.0	1	19.9	25	
2014	12	46.3	0	11.3	11	24.9	1	17.6	8	
2012	12	46.7	0	9.8	10	43.5	2	0.0	8	
2011	11	45.5	0	9.7	11	38.0	2	6.8	8	
2010	10	48.2	0	10.5	12	37.5	2	3.8	8	
2008	11	47.1	0	5.4	11	45.0	2	2.5	8	
2007	13	38.6	0	6.7	9	43.6	2	11.1	8	2
2006	15	53.2	0	11.2	8	35.7	1	0.0	8	6
2004	13	49.2	0	9.3	8	37.0	3	4.5	8	2
2003	13	44.3	0	12.8	8	36.4	3	6.4	8	2
2002	16	30.5	0	12.5	5	35.9	3	21.2	8	8
2000	17	53.4	0	7.7	3	36.1	4	2.8	8	10
1999	13	40.1	1	15.5	5	24.9	5	19.4	24	2
1998	6	33.8	3	14.8	8	34.2	5	17.2	8	
1996	3	34.7	3	24.5	11	36.6	5	4.2	7	
1995	4	28.8	3	28.2	10	32.1	5	11.0	7	
1994	9	18.3	0	12.3	8	42.8	5	26.6	8	
1992	11	53.4	0	20.2	5	26.5	6	0.0	7	
1991	10	29.6	0	23.2	4	16.1	8	31.1	7	
1990	9	16.8	0	23.6	5	29.4	8	30.2	8	
1988	10	46.0	0	16.0	5	34.2	7	3.9	7	
1987	7	30.8	0	12.1	7	34.6	8	22.5	7	
1986	6	14.7	0	12.0	7	35.3	9	38.0	8	
1984	7	18.9	0	12.5	2	27.6	13	40.9	7	4
1983	7	25.6	0	8.3	2	25.1	13	41.0	7	4
1982	6	8.1	0	6.5	1	29.5	15	55.8	8	8
1980	4	28.5	0	18.4	1	12.8	17	40.3	7	12
1979	4	22.6	1	15.2	1	6.8	16	55.4	22	10
1976	8	23.2	0	20.0	0	11.8	13	45.1	21	5
1973	5	18.9	3	24.9	0	4.6	13	51.6	21	5

West Dorset District

	seats	%votes	seats	%votes	seats	%votes	seats	%votes	Total	Majority
2015	30	40.6	0	9.3	12	26.7	0	23.6	42	18
2011	32	42.3	0	11.2	11	31.1	5	15.5	48	16
2007	26	47.5	0	4.2	16	36.0	6	12.4	48	4
2003	25	40.5	0	4.3	12	28.9	11	26.4	48	2
1999	21	34.6	4	11.9	15	31.5	15	22.0	55	
1995	18	5.2	5	15.8	13	37.1	19	41.9	55	
1991	18	31.9	5	16.9	11	25.8	21	25.3	55	
1987	14	28.2	3	10.5	13	26.7	25	34.6	55	
1983	15	37.5	1	8.4	6	24.3	33	29.9	55	11
1979	8	17.4	2	13.0	8	28.6	37	41.0	55	19
1976	2	6.9	1	9.2	7	23.9	45	60.0	55	35
1973	0	0.0	2	11.1	10	20.8	43	68.1	55	31

Weymouth and Portland District

	seats	%votes	seats	%votes	seats	%votes	seats	%votes	Total	Majority
2016	14	29.6	12	32.5	5	21.1	4	16.8	12	
2015	14	40.1	13	26.5	6	11.4	3	22.0	12	
2014	11	27.7	15	29.6	6	14.3	4	28.3	12	
2012	14	29.2	11	35.2	8	25.9	3	9.7	12	
2011	17	41.4	7	29.3	10	22.6	2	6.7	12	
2010	18	40.0	5	30.8	11	21.5	2	7.7	12	
2008	16	40.0	4	22.1	12	30.6	4	7.4	12	
2007	14	37.9	6	24.4	11	27.5	5	10.1	12	
2006	12	33.3	7	24.4	12	30.7	5	11.6	12	
2004	8	30.9	9	24.4	14	29.4	5	15.3	36	
2003	6	19.7	13	31.4	11	29.2	5	19.7	12	
2002	6	32.9	14	38.5	11	23.8	4	4.9	12	
2000	5	38.7	13	30.3	12	27.2	5	3.8	11	
1999	2	22.4	15	38.0	12	25.3	6	14.3	12	
1998	0	17.6	16	37.2	13	34.8	6	10.4	12	
1996	0	18.5	15	36.1	14	35.5	6	9.9	11	
1995	5	9.5	10	37.9	14	31.9	6	20.7	12	
1994	7	9.7	9	35.9	14	37.4	6	16.9	12	
1992	10	39.8	10	23.1	10	31.8	5	5.2	11	
1991	9	24.0	13	32.7	8	22.1	5	21.2	12	
1990	13	24.2	13	39.2	4	11.7	5	24.8	12	
1988	12	42.7	13	32.5	0	13.4	10	11.4	11	
1987	12	37.4	14	29.1	4	23.8	5	9.8	12	
1986	13	29.0	14	31.9	3	21.7	5	17.4	12	
1984	17	41.8	12	35.8	1	14.9	5	7.5	11	
1983	16	42.2	12	31.4	0	17.4	7	8.9	12	
1982	15	38.6	10	27.4	0	13.9	10	20.1	12	
1980	17	32.7	7	35.6	0	3.2	11	28.6	11	
1979	19	34.8	6	28.7	0	0.0	10	36.5	35	3 ●
1976	20	39.8	13	28.5	0	3.8	6	28.0	39	1 ●
1973	18	44.8	21	47.8	0	7.4	0	0.0	39	3 ●

Beacon
North Dorset

***Jane Somper**	**Con**	**898**	**61.4**	**- 3.0**
Claire E. Reed	LD	307	21.0	- 5.7
Gillian C. Cross	Lab	133	9.1	+ 0.1
Sheila E. Healy	Grn	125	8.5	

Beaminster
West Dorset

Craig J. Monks	**Con**	**601**	**42.9**	**- 5.0**
Paul D. Fitzpatrick	LD	579	21.0	- 16.6
Julie M. Cooke	Lab	70	9.1	+ 4.6
Yvonne Harris	Ref	69	4.9	
Andrew J. McEwen	Grn	65	4.6	- 5.4
Richard T. Gunning		17	1.2	

Blackmore Vale
North Dorset

Stephen Murcer	**Con**	**637**	**50.3**	**- 11.5**
Ian P. Suter	LD	468	37.0	+22.4
Victoria Elcoate	Grn	161	12.7	

Blandford
North Dorset

***Byron R. Quayle**	**Con**	**1,334**	**55.5**	**- 2.0**
***Nocturin B.L. Lacey-Clarke**	**Con**	**1,307**	**54.4**	**- 0.2**
Hugo A. Mieville	LD	756	31.4	+ 3.1
David E. Orton	LD	556	23.1	- 4.7
Gerald L. Davies	Lab	279	11.6	- 7.0
Dennis Wardleworth	Lab	259	10.8	- 2.4
Lisa G. Willis	Grn	123	5.1	
Peter West	Grn	113	4.7	
Daniel P. Avery	SDP	50	2.1	
Linda I. Stenner	SDP	31	1.3	

Bridport
GAIN 1

West Dorset

***Sarah J. Williams**	**LD**	**1,726**	**39.3**	**+ 4.9**
***David J. Bolwell**	**LD**	**1,646**	**37.5**	**+10.4**
Bridget C. Bolwell	**LD**	**1,587**	**36.1**	**+19.8**
*Kelvin C. Clayton	Grn	1,562	35.6	+ 6.4
Julian S.L. Jones	Grn	1,166	26.5	
Robert Hamblett	Grn	880	20.0	
Una M. Christopher	Con	832	18.9	- 2.4
Steven Rose	Lab	760	17.3	+ 3.2
Anna L. Cox	Con	754	17.2	- 1.8
Frances K. McKenzie	Con	747	17.0	- 1.9

Chalk Valleys
West Dorset

***Gillian M. Haynes**	**Con**	**683**	**48.0**	**- 2.4**
Iain D. Young	LD	554	38.9	+17.1
John M.S. Bennett	Lab	186	13.1	

Charminster St Mary's
West Dorset

***David Taylor**	**LD**	**892**	**64.9**	**+11.4**
Nigel G. McCrea	Con	483	35.1	+ 5.3

Chesil Bank
GAIN

West Dorset

Sally A. Holland	**LD**	**704**	**43.5**	**+10.4**
*Mark B. Roberts	Con	482	29.8	- 9.4
Peter Reid	Grn	373	23.0	- 10.1
Richard H. Nicholls	Lab	61	3.8	- 3.1

Chickerell
GAIN 2

South Dorset

Gillian Taylor	**LD**	**891**	**50.4**	**+34.8**
Simon A.D. Clifford	**LD**	**729**	**41.2**	**+28.2**
*Margaret J. Dunseith	Con	690	39.0	+ 3.9
Andrew W.M. Reid	Con	570	32.2	+ 7.3
Grafton A. Straker	Lab	329	18.6	+ 6.0

Colehill and Wimborne Minster East
Mid Dorset and Poole North

Andrew T. Todd	**LD**	**1,275**	**44.5**	**- 6.7**
Rajinder K. Atwal	**LD**	**1,168**	**40.7**	**+ 6.7**
Kevin D. Johnson	Con	940	32.8	+ 2.1
Carol L. Butter	Con	764	26.7	+ 2.3
Pauline E. Urquhart	Ind	578	20.2	
David F. Moore	Lab	215	7.5	+ 2.9

Corfe Mullen
GAIN 1

Mid Dorset and Poole North

Duncan A. Sowry-House	**LD**	**1,249**	**50.6**	**+ 5.1**
Scott F. Florek	**LD**	**1.145**	**46.4**	**+ 9.1**
*Michael Barron	Con	641	26.0	- 16.3
Penelope R. Stewart	Con	597	24.2	- 11.6
Lee C. Hardy	Ind	457	18.5	
Graham P. Hillman	Lab	197	8.0	+ 0.7

Cranborne and Alderholt
North Dorset

***David L. Tooke**	**LD**	**678**	**53.7**	**+ 7.0**
Adrian S. Hibberd	Con	508	40.2	- 5.2
Peter T. Parsons	Lab	77	6.1	- 1.8

Cranborne Chase
North Dorset

***Piers A.D. Brown**	**Con**	**634**	**65.4**	**- 0.2**
Tomos W. Harding	LD	194	20.0	
Louise C. Cooper	Lab	142	14.6	- 2.9

Crossways
South Dorset

***Nicolas J. Ireland**	**LD**	**636**	**57.3**	**- 5.0**
Andrew Ross-Skinner	Con	361	32.5	+ 2.4
James G. Draper	Lab	113	10.2	+ 2.6

Dorchester East
West Dorset

Enid S. Jones	**LD**	**1,337**	**67.4**	**+ 1.9**
Rory Major	**LD**	**979**	**49.3**	**- 15.6**
Katharine A. Jones	Ind	571	28.8	
Barry Thompson	Lab	304	15.3	- 1.4
Arash Mottaghi	Lab	208	10.5	- 3.3

Dorchester Poundbury
West Dorset

***Richard M. Biggs**	**LD**	**780**	**54.0**	
Peter J. Stein	Con	449	31.1	
Nicholas Boothroyd	Lab	122	8.4	
Edward L. Herbert	Grn	93	6.4	

Dorchester West
West Dorset

***Leslie D. Fry**	**Ind**	**1,335**	**40.0**	**+ 7.7**
***Andrew J. Canning**	**LD**	**1,322**	**39.7**	**+ 2.6**
Claudia Sorin	Lab	580	17.4	+ 8.6
Jeremy Peel-Yates	Con	261	7.8	- 7.7
Andrew C. Wyatt	Lab	259	7.8	- 0.2
Kevin S. Selby	Con	254	7.6	- 2.6

Eggardon
GAIN

West Dorset

Neil J. Eysenck	**LD**	**724**	**43.7**	**+26.0**
Harry J. Coutts	Con	637	38.5	- 9.5
Richard J. Edwards	Grn	238	14.4	- 9.3
David Machin	Lab	57	3.4	- 7.2

Ferndown North
Christchurch

***Catherine A. Lugg**	**Con**	**955**	**44.6**	**- 11.6**
***Michael R. Parkes**	**Con**	**794**	**37.1**	**- 15.1**
Simon L. Cable	Ind	784	36.6	
Philip Leach	Ind	753	35.2	
Michael A. Clements	LD	304	14.2	- 10.6
Andrei S. Dragotoniu	Ref	232	10.8	
Esbjörn R. Wilmar	LD	228	10.6	

Ferndown South
GAIN 1
Christchurch

***Julie L. Robinson**	**Con**	**684**	**34.2**	**+ 1.6**
Hannah Hobbs-Chell	**Ind**	**621**	**31.1**	
George Phillips	Con	602	30.1	+ 0.7
Lawrence L.R. Wilson	Ind	556	27.8	
Paul Hanson Graham	Ind	367	18.4	+ 2.6
Jennifer S.J. Jefferies	LD	276	13.8	- 6.4
Ross A. Bowell	LD	270	13.5	

Gillingham
North Dorset

***Valerie R. Pothecary**	**Con**	**1,549**	**38.5**	**- 1.7**
***Belinda B.L. Ridout**	**Con**	**1,528**	**38.0**	**+ 0.4**
Carl A. Woode	**LD**	**1,490**	**37.0**	**+ 9.2**
David C.T. Fox	LD	1,444	35.9	+14.5
*David P.L. Walsh	Con	1,408	35.0	- 1.4
Alexander R. Percy	LD	1,402	34.8	+17.7
Angela C. Henshall	Grn	554	13.8	
Anna M. Marsh	Lab	532	13.2	+ 3.5

Hill Forts and Upper Tarrants
North Dorset

***Sherry Jespersen**	**Con**	**709**	**55.4**	**- 5.1**
Joseph R. Hickish	LD	251	19.6	- 4.2
Alan Cross	Lab	168	13.1	- 2.6
John K. Yarwood	Grn	151	11.8	

Littlemoor and Preston
South Dorset

***Louie J. O'Leary**	**Con**	**1,599**	**53.1**	**+10.8**
Peter Dickenson	**Con**	**1,379**	**45.8**	**+16.2**
Howard R. Legg	LD	688	22.8	+ 3.9
Ann Weaving	LD	664	22.0	
Alexander R. Bailey	Ind	439	14.6	
Stephen N. Brown	Lab	408	13.5	- 8.1

Lyme and Charmouth
West Dorset

***Belinda Bawden**	**Grn**	**884**	**61.0**	**+44.2**
Michaela L. Ellis	Con	380	26.2	- 13.9
Patrick G.P. Mooney	LD	103	7.1	
David P.T. Hart	Lab	83	5.7	- 7.0

Lytchett Matravers and Upton
GAIN 1
Mid Dorset and North Poole

Stephen M. Robinson	**LD**	**1,356**	**51.4**	**+11.9**
***Alexandra Brenton**	**LD**	**1,354**	**51.3**	**+11.8**
***Andrew J. Starr**	**LD**	**1,155**	**43.8**	**+13.9**
*William T. Pipe	Con	1,073	40.6	+ 0.2
Sean Gabriel	Con	965	36.6	+ 0.6
Stewart M. McKell	Con	928	35.2	+ 1.3
John P. Billington	Lab	363	13.8	

Marshwood Vale
West Dorset

***Simon J. Christopher**	**Con**	**645**	**39.8**	**+ 0.8**
Jacqualyne F.I. Sewell	Grn	525	32.4	+16.4
Jane E. Gregory	LD	340	21.0	+11.3
Stephen D. Chapman	Lab	109	6.7	+ 2.3

Melcombe Regis
South Dorset

***Jonathan M. Orrell**	**Grn**	**419**	**49.2**	**- 13.6**
Claire J. Wall	Con	256	30.1	+10.1
Howard J. Atkinson	Lab	176	20.7	+ 3.4

Portland
South Dorset

Peter J. Roper	**Ind**	**899**	**33.2**	
***Robert Hughes**	**Ind**	**895**	**33.1**	**- 2.4**
***Paul R. Kimber**	**Lab**	**875**	**32.3**	**+ 1.6**
Catherine Bennett	Grn	785	29.0	+ 5.5
*Susan Cocking	Ind	744	27.5	- 2.6
Carralyn P. Parkes	Lab	724	26.8	- 1.8
Bernard E. Parkes	Lab	546	20.2	- 2.6
Margaret C. Gadd	Con	342	12.6	- 12.1
Ian Munro-Price	Con	244	9.0	- 10.2
Maureen Quinn	Con	224	8.3	- 10.9
Holly Hope	LD	120	4.4	
Lee D. Harmsworth	LD	75	2.8	
Gillian Pearson	LD	74	2.7	

Puddletown and Lower Winterborne
North Dorset

***Emma J. Parker**	**Con**	**603**	**46.3**	**- 2.2**
James H. Lloyd	LD	456	35.0	- 11.1
Helen M. Badger	Lab	243	18.7	+ 6.9

Radipole
South Dorset

Matthew A. Bell	**LD**	**1,427**	**64.2**	**+ 5.2**
Louise Bown	**LD**	**1,123**	**50.6**	**- 3.5**
Winifred P. Crump	Lab	486	21.9	- 1.8
George Granycome	Con	464	20.9	- 10.2
James W. Farquharson	Con	457	20.6	- 8.8

Rodwell and Wyke
South Dorset

***Clare L. Sutton**	**Grn**	**1,516**	**49.1**	**+ 1.8**
***Kate Wheller**	**Lab**	**1,385**	**44.8**	**+12.1**
Claudia L. Webb	**Grn**	**1,327**	**43.0**	**+13.7**
Valerie J. Graves	Grn	1,199	38.8	- 14.1
Antony Prowse	Lab	914	29.6	+ 7.1
Caroline J. Nickinson	Con	825	26.7	+ 5.5
Richard D. Nickinson	Con	756	24.5	+ 4.4
Thomas Taylor	Lab	700	22.7	+ 3.4
Clare L. Williams	Con	644	20.9	+ 1.5

St Leonard's and St Ives
Christchurch

***John R. Bryan**	**Con**	**1,236**	**65.9**	**+15.7**
***Barry P. Goringe**	**Con**	**1,160**	**61.8**	**+13.2**
Nicola J. Buskell	LD	730	38.9	+17.9
Andrew P. Barham	LD	626	33.4	

Shaftesbury Town
North Dorset

***Derek L. Beer**	**LD**	**1,403**	**52.5**	**0.0**
Jack D.J. Jeanes	**LD**	**1.008**	**37.8**	**+ 7.4**
Virginia Edwyn-Jones	Con	558	20.9	- 0.5
Andrew Hollingshead	Ind	529	19.8	+ 3.8
Barry W. Von Clemens	Con	269	10.1	- 6.9
Danie Bavister	Lab	233	8.7	- 0.8
Lester M. Dibben		187	7.0	
Steven J. Unwin	PAll	118	4.4	
Lester G. Taylor	PAll	86	3.2	

Sherborne East
West Dorset

Jonathan A. Andrews	**LD**	**838**	**58.1**	**+ 8.5**
Juliet M. Pentolfe	Con	502	34.8	- 1.4
Robert S. Casey	Grn	103	7.1	0.0

Sherborne Rural
West Dorset

***Robin A.S. Legg**	**LD**	**916**	**60.3**	**+ 6.9**
Stephen Hillier	Con	604	39.7	+ 5.2

Sherborne West
West Dorset

Richard H.G. Crabb	**LD**	**575**	**43.9**	**- 9.7**
Rebecca Burns	Con	471	36.0	- 2.0
Anthony K. Martin	Ind	264	20.2	

GAIN

South East Purbeck
South Dorset

Benjamin J. Wilson	**LD**	**848**	**57.8**	**+40.3**
*Cherry L. Brooks	Con	523	35.7	+ 5.0
Peter C. Tampin-Copp	Lab	95	6.5	- 5.2

Stalbridge and Marnhull
North Dorset

James C. Vitali	**Con**	**767**	**51.0**	**+ 3.4**
Rosalind S. Eveleigh	LD	603	40.1	+ 9.3
Richard G. Harvey	Grn	133	8.8	

GAIN

Stour and Allen Vale
Mid Dorset and North Poole

Will M. Chakawhata	**LD**	**688**	**53.0**	**+29.5**
Robin D. Cook	Con	497	38.3	- 5.2
Maryanne Pike	Lab	114	8.8	+ 2.1

Sturminster Newton
North Dorset

***Carole Y. Jones**	**Con**	**712**	**66.9**	**+34.4**
Kevin N. Maitland-Gleed	LD	267	25.1	- 1.3
Jennifer Daultrey	Lab	85	8.0	+ 3.7

Swanage
South Dorset

***Gary M. Suttle**	**Con**	**1,262**	**39.8**	**- 7.9**
***William S. Trite**	**Con**	**1,148**	**36.2**	**- 8.7**
Deborah S. Monkhouse	Lab	1,084	34.2	+10.2
Christopher J. Bradey	Lab	789	24.9	+ 6.0
Philip M. Eades	Ind	686	21.7	+ 0.8
Helen M. McDavid	Ind	460	14.5	+ 3.7
Matthew J. Piper	LD	283	8.9	- 9.4
Kia R. Pope	Grn	215	6.8	
Gillian M. Calvin-Thomas	LD	192	6.1	

Upwey and Broadwey
South Dorset

David J. Northam	**LD**	**710**	**55.9**	**+14.8**
Jan E.E. Bergman	Con	317	25.0	- 15.3
Byron Silver	Lab	242	19.1	+ 0.5

Verwood
North Dorset

***Simon Gibson**	**Con**	**2,006**	**60.5**	**+ 5.1**
***Tom B. Coombs**	**Con**	**1,918**	**57.8**	**+ 6.2**
***Spencer G. Flower**	**Con**	**1,765**	**53.2**	**+ 5.0**
Lindsey Dedden	LD	857	25.8	+11.8
Edward A. Mason	LD	707	21.3	
Ginette M. Holddroyd	LD	579	17.5	
Sandra J. Turner	Lab	487	14.7	+ 7.1
John Baxter	UKIP	220	6.6	- 5.8

Wareham
Mid Dorset and North Poole

***Beryl R. Ezzard**	**LD**	**1,879**	**67.6**
***Ryan D. Holloway**	**LD**	**1,710**	**61.5**
Jane Newell	Con	632	22.7
Victoria A. Stocqueler	Con	617	22.2
David B. Law	Lab	361	13.0

West Moors and Three Legged Cross
Christchurch

***David W. Shortell**	**Con**	**1,056**	**52.7**	**- 6.7**
Andrew M. Skeats	**Con**	**1,054**	**52.6**	**- 3.1**
Sally C. Wallis	LD	713	35.6	+12.8
Peter Durant	LD	671	33.5	+15.3
Malcolm J. Hobbs	Ind	273	13.6	
Steven Anzinger-Cooper	Ind	239	11.9	

West Parley
Christchurch

***Andrew C. Parry**	**Con**	**564**	**66.0**	**+ 3.5**
Ann J. Miller	Ind	152	17.8	
Martine J.E. Koutstaal	LD	139	16.3	- 0.6

GAIN 1

West Purbeck
21% Mid Dorset and North Poole, 79% South Dorset

Michael J. Baker	**LD**	**1,245**	**56.1**	**+35.6**
***Laura J. Beddow**	**Con**	**962**	**43.3**	**+ 1.3**
David G. Civil	LD	929	41.8	+28.0
*Peter K. Wharf	Con	835	37.6	- 1.6
Peter D. Green	Lab	300	13.5	+ 2.2
David Peden	Lab	171	7.7	- 2.9

Westham
South Dorset

***Ryan D. Hope**	**LD**	**708**	**45.3**	**- 8.1**
Alex Fuhrmann	**LD**	**684**	**43.8**	**- 6.1**
Lucy Hamilton	Lab	438	28.0	- 0.1
Jonathan L. Rodd	Lab	320	20.5	- 5.8
Christine M. James	Ind	272	17.4	
Alexander J. McGlynn	Con	255	16.3	- 5.5
Thomas O. Tannassee	Con	175	11.2	- 9.4

Wimborne Minster
Mid Dorset and North Poole

***Shane K. Bartlett**	**LD**	**1,161**	**62.1**	**- 5.3**
***David Morgan**	**LD**	**1,067**	**57.1**	**- 2.9**
Susan A. Cook	Con	493	26.4	- 0.3
Michael A. Bartlett	Con	451	24.1	- 2.4
Ashley W. Rowlands	Lab	283	15.1	+ 5.1

Winterborne and Broadmayne
West Dorset

***Roland G. Tarr**	**LD**	**747**	**62.1**	**+ 5.5**
James M. Penfold	Con	314	26.1	- 3.1
Graham R. Brant	Ref	142	11.8	

GAIN

Winterborne North
North Dorset

Barrie G. Cooper	**LD**	**663**	**54.6**	**+28.6**
Stephen J. O'Connell	Con	444	36.6	- 3.3
Haydn R. White	Lab	107	8.8	+ 1.5

GAIN

Yetminster
West Dorset

Christopher Kippax	**LD**	**813**	**47.7**	**+12.2**
Diane E. Howell	Con	752	44.1	- 8.8
Staurt P. Martin	Grn	139	8.2	

Summary of results: Dorset

	Year	Elec	%Poll	Con	Lab	LD	Grn	Ind	Other
Beacon	2024	3.826	38.3	61.4	9.1	21.0	8.5		
	2019	3,856	42.6	64.4	9.0	26.7			
Beaminster	2024	3.474	40.3	42.9	9.1	21.0	4.6	1.2	4.9
	2019	3,390	42.1	47.9	4.5	37.6	10.0		
Blackmore Vale	2024	3,645	35.1	50.3		37.0	12.7		
	2019	3,660	40.7	61.8	8.4	14.6			15.2
Blandford	2024	7,935	31.3	55.0	11.2	27.3	4.9		1.6
	2019	8,057	35.8	56.0	15.9	28.1			
Bridport	2024	11,986	35.1	17.7	17.3	37.6	27.4		
	2019	12,027	37.4	20.3	12.8	25.9	29.2		29.2
Chalk Valleys	2024	3,901	37.0	48.0	13.1	38.9			
	2019	3,876	42.3	50.4		21.8			27.8
Charminster St Mary's	2024	3,998	34.6	35.1		64.9			
	2019	3,782	42.2	29.8	5.6	53.5		11.1	
Chesil Bank	2024	3,318	49.3	29.8	3.8	43.5	23.0		
	2019	3,284	47.1	39.2	6.9	20.8			33.1
Chickerell	2024	6,416	28.6	35.6	18.6	45.8			
	2019	5,996	30.6	30.0	12.6	14.3		25.9	17.2
Colehill and Wimborne Minster East	2024	7,247	36.7	29.7	7.5	42.6		20.2	
	2019	6,840	41.3	27.5	4.6	42.6			15.1
Corfe Mullen	2024	8,020	29.0	25.1	8.0	48.5		18.5	
	2019	7,978	37.1	39.1	7.3	41.4			12.3
Cranborne and Alderholt	2024	3,953	32.3	40.2	6.1	53.7			
	2019	3,962	37.9	45.4	7.9	46.7			
Cranborne Chase	2024	3.277	30.2	65.4	14.6	20.0			
	2019	3,314	36.7	65.6	17.5				
Crossways	2024	3,010	37.4	32.5	10.2	57.3			
	2019	3,007	40.7	30.1	7.6	62.3			
Dorchester East	2024	6,658	38.5		12.9	58.3		28.8	
	2019	6,681	41.7	19.5	15.2	65.2			
Dorchester Poundbury	2024	3,531	41.4	31.1	8.4	54.0	6.4		
	2019	2,757	46.2	32.6	4.3	35.9		21.4	5.7
Dorchester West	2024	6,724	34.1	7.7	12.6	39.7		40.0	
	2019	6,981	39.5	12.9	8.4	33.3		32.3	13.2
Eggardon	2024	4,065	41.1	38.5	3.4	43.7	14.4		
	2019	4,179	37.5	48.0	10.6	17.7			23.7
Ferndown North	2024	7,330	29.6	40.8		12.4		35.9	10.8
	2019	7,355	33.4	54.2		24.0			
Ferndown South	2024	6,802	26.5	32.1		13.7		54.2	
	2019	6,662	29.8	31.0	11.2	20.2		15.8	
Gillingham	2024	12,196	30.2	37.2	13.2	35.9	13.8		
	2019	12,190	34.2	38.1	8.7	22.1		19.1	
Hill Forts and Upper Tarrants	2024	3,554	36.5	55.4	13.1	19.6	11.8		
	2019	3,609	40.0	60.5	15.7	23.8			
Littlemoor and Preston	2024	7,622	37.4	49.4	13.5	22.4		14.6	
	2019	7,680	40.2	31.0	18.7	18.9	15.1	16.3	
Lyme and Charmouth	2024	4,065	35.9	26.2	5.7	7.1	61.0		
	2019	4,221	44.9	40.1	12.7		16.8	30.3	
Lytchett Matravers and Upton	2024	9,726	27.7	37.5	13.8	48.8			
	2019	9,312	35.0	36.8	8.6	35.4	19.3		
Marshwood Vale	2024	3,933	41.4	39.8	6.7	21.0	32.4		
	2019	3,884	50.3	39.0	4.4	9.7	16.0	30.9	
Melcombe Regis	2024	3,330	26.0	30.1	20.7		49.2		
	2019	3,370	33.0	20.0	17.3		62.8		
Portland	2024	9,338	27.2	10.0	26.4	3.3	29.0	31.3	
	2019	9,321	30.5	22.3	27.4		23.5	26.9	
Puddletown and Lower Winterbourne	2024	4,313	30.7	46.3	18.7	35.0			
	2019	4,248	38.4	48.5	11.8	23.9		15.8	
Radipole	2024	7,316	30.7	20.7	21.9	57.4			
	2019	7,374	36.5	30.2	13.2	56.6			

	Year	Elec	%Poll	Con	Lab	LD	Grn	Ind	Other
Rodwell and Wyke	2024	10,722	31.7	24.0	32.4		43.6		
	2019	10,996	37.7	20.2	24.8		33.8	21.1	
St Leonards and St Ives	2024	6,540	30.5	63.8		36.2			
	2019	6,639	40.7	49.4	10.2	21.0			19.4
Shaftesbury Town	2024	6,835	34.4	15.5	8.7	45.1		19.8	3.8
	2019	3,828	35.2	19.2	8.2	41.4		11.6	10.7
Sherborne East	2024	3,777	38.8	34.8		58.1	7.1		
	2019	3,986	44.5	36.2		49.6	7.1		7.2
Sherborne Rural	2024	4,036	38.1	39.7		60.3			
	2019	3,375	42.7	34.5		53.4			12.1
Sherborne West	2024	3,791	34.7	36.0		43.9		20.2	
	2019	3,469	42.4	38.0		53.6			8.4
South East Purbeck	2024	3,477	42.6	35.7	6.5	57.8			
	2019	6,218	46.8	30.7	11.7	17.5		32.9	7.2
Stalbridge and Marnhull	2024	4,414	34.5	51.0		40.1	8.8		
	2019	4,222	42.3	47.6	7.7	30.8			14.0
Stour and Allen Vale	2024	3,831	34.3	38.3	8.8	53.0			
	2019	3,927	35.8	43.5	6.7	23.5		14.4	11.8
Sturminster Newton	2024	3,489	30.8	66.9	8.0	25.1			
	2019	3,539	38.7	32.5	4.3	26.4		29.3	7.5
Swanage	2024	7,840	40.9	38.0	29.5	7.5	6.8	18.1	
	2019	7,942	42.4	46.3	21.4	16.4		15.9	
Upwey and Broadwey	2024	3,769	34.0	25.0	19.1	55.9			
	2019	3,748	37.0	40.3	18.6	41.1			
Verwood	2024	10,819	28.9	57.2	14.7	21.5			6.6
	2019	10,555	33.6	51.7	6.3	14.0	15.8		12.1
Wareham	2024	7,818	35.9	22.5	13.0	64.5			
	2019	7,766	41.2	29.3	9.0	48.4			13.3
West Moors and Three Legged Cross	2024	7,404	28.6	52.7		34.5		12.8	
	2019	7,493	33.4	57.6		20.5			21.9
West Parley	2024	3,000	28.7	66.0		16.3		17.8	
	2019	3,066	32.1	62.5		16.9		20.6	
West Purbeck	2024	7,174	33.4	40.5	10.6	48.9			
	2019	7,086	36.6	29.9	8.0	12.6		23.0	
Westham	2024	6,835	24.0	13.7	24.2	44.6		17.4	
	2019	6,765	29.6	40.6	10.9	17.2		31.2	
Wimborne Minster	2024	6,307	29.8	25.3	15.1	59.6			
	2019	5,506	36.4	26.6	9.7	63.7			
Winterbourne and Broadmayne	2024	3,490	34.8	26.1		62.1			11.8
	2019	3,491	41.2	29.2		56.6			14.2
Winterborne North	2024	3,776	32.8	36.6	8.8	54.6			
	2019	3,332	41.9	39.9	7.3	26.0		15.2	11.6
Yetminster	2024	4,073	42.1	44.1		47.7	8.2		
	2019	3,988	43.4	52.9		35.5			11.6

Dudley boundary changes

▼ 10	34	▲ 7	34	▲ 3	3	◆	0	◆	1

Conservatives lose to no overall control

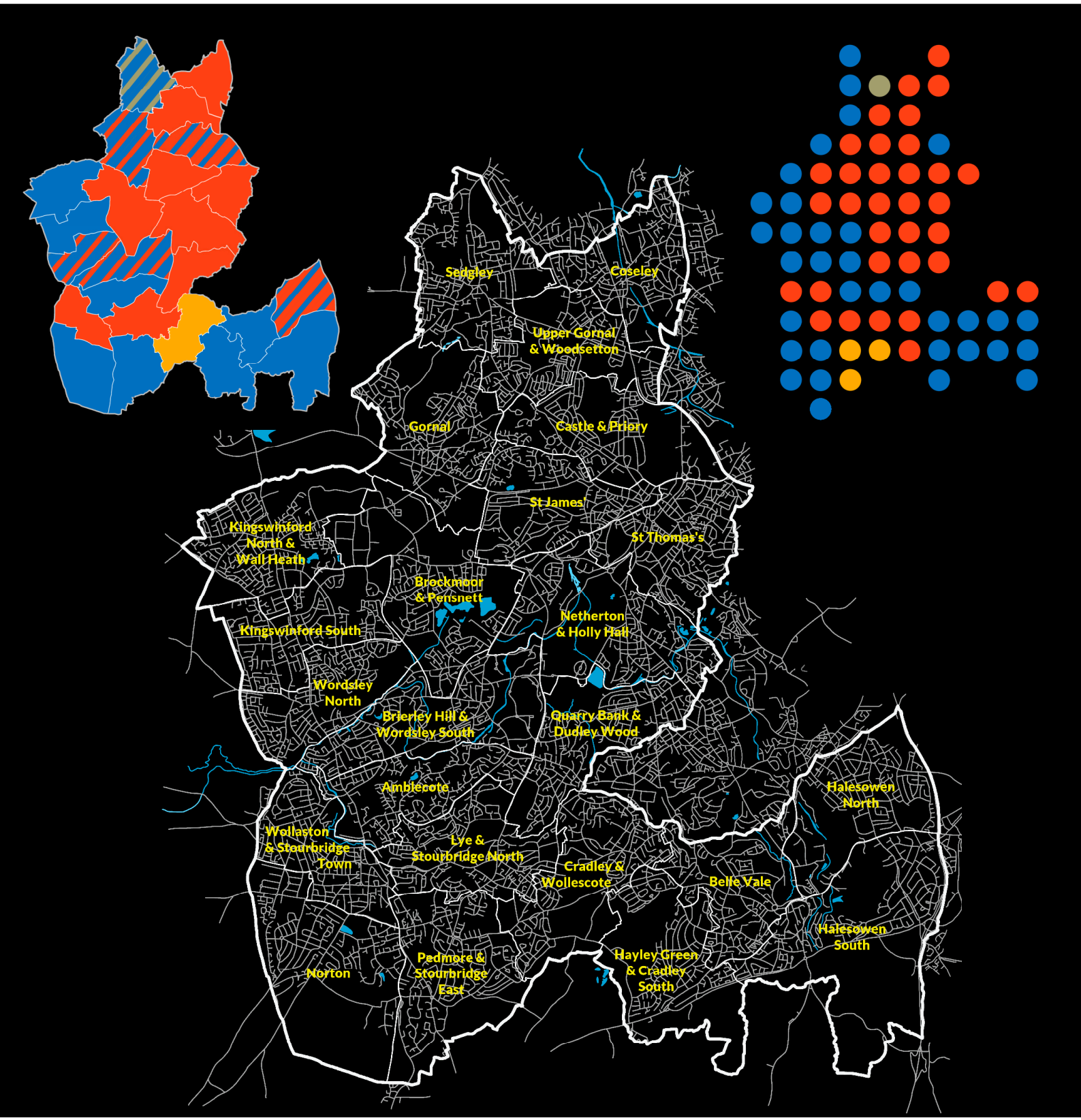

Electoral history of Dudley

	seats	%votes	seats	%votes	seats	%votes	seats	%votes	Total	Majority	
2024	34	38.0	34	37.7	3	8.4	1	15.9	72		
2023	44	43.0	27	43.0	0	5.8	1	8.2	24	16	●
2022	46	47.9	26	42.7	0	6.1	0	3.2	24	20	●
2021	48	56.1	24	33.7	0	4.5	0	5.7	24	24	●
2019	36	41.0	36	31.9	0	3.3	0	23.8	24		
2018	36	48.1	36	39.2	0	2.5	1	10.2	24		
2016	28	33.1	36	39.0	0	1.2	8	26.7	24		
2015	25	37.6	38	33.7	0	1.0	9	27.7	24	4	●
2014	20	29.2	40	32.3	0	0.8	12	37.7	24	8	●
2012	30	31.7	41	43.9	0	1.8	1	22.5	24	10	●
2011	43	40.1	28	40.4	0	5.9	1	13.5	24	14	●
2010	44	39.7	26	33.9	1	13.2	1	13.2	24	16	●
2008	43	43.7	26	25.4	2	8.9	1	21.9	24	14	●
2007	39	36.6	28	28.7	5	9.1	0	25.7	24	6	●
2006	40	42.5	26	31.9	5	15.0	1	10.5	24	8	●
2004	40	40.8	25	30.5	7	22.4	0	6.3	72	8	●
2003	31	39.6	30	34.5	10	21.0	1	4.9	24		
2002	24	39.1	37	38.6	11	20.8	0	1.6	24	2	●
2000	18	45.8	43	34.5	11	19.4	0	0.3	24	14	●
1999	8	35.1	54	46.4	10	17.7	0	0.8	24	36	●
1998	7	34.2	58	46.9	7	18.2	0	0.7	24	44	●
1996	8	27.5	60	58.7	4	13.3	0	0.5	24	48	●
1995	20	25.4	50	62.5	2	9.5	0	2.7	24	28	●
1994	33	31.8	38	55.8	1	4.1	0	7.5	24	4	●
1992	36	55.6	36	35.8	0	6.8	0	1.8	24		
1991	29	49.7	43	44.3	0	5.2	0	1.2	24	14	●
1990	31	38.9	41	55.6	0	0.0	0	5.6	24	10	●
1988	31	45.2	41	48.7	0	2.9	0	3.2	24	10	●
1987	31	51.2	41	31.5	0	16.8	0	0.4	24	10	●
1986	25	37.2	46	49.3	0	13.4	1	0.0	24	20	●
1984	35	40.4	36	49.8	1	8.5	0	1.4	24		
1983	42	43.6	29	43.3	1	12.9	0	0.2	24	12	●
1982	40	42.2	29	33.0	3	23.7	0	1.0	72	8	●
1980	30	41.2	32	50.4	0	5.9	4	2.5	22		
1979	38	50.5	26	48.7	1	0.5	1	0.3	22	10	●
1978	42	49.7	22	44.2	1	1.4	1	4.7	22	18	●
1976	37	55.7	26	35.5	2	5.8	1	3.0	22	8	●
1975	29	50.1	35	35.0	1	11.4	1	3.4	22	4	●
1973	24	38.6	40	47.7	1	1.7	1	11.9	66	14	●

Ward history of Dudley

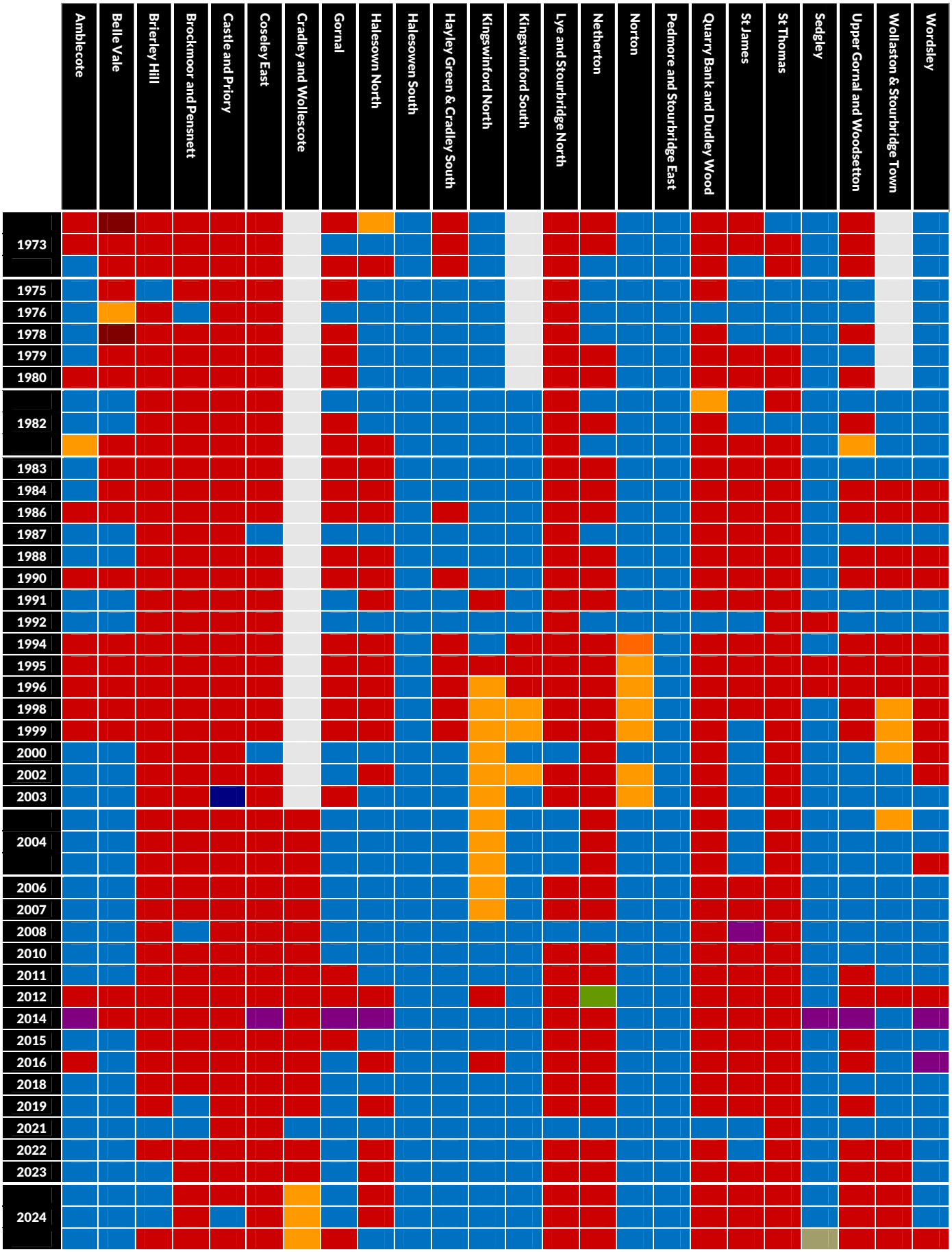

Amblecote
Stourbridge

Paul W. Bradley	**Con**	**1,754**	**54.9**
Pete Lee	**Con**	**1,570**	**49.1**
Kamran Razzaq	**Con**	**1,307**	**40.9**
Erin C. Billingham	Lab	1,040	32.6
Harriet C. Foster	Lab	985	30.8
Molly Savage	Lab	924	28.9
Adrian N. Mabe	Grn	262	8.2
Glen Wilson	Ind	233	7.3
Maxim Lowe	Ind	219	6.9
Mollie J. Priest	LD	180	5.6

Belle Vale
Halesowen

Simon D. Phipps	**Con**	**1,679**	**55.6**
Daniel J. Bevan	**Con**	**1,482**	**49.1**
Peter W. Dobb	**Con**	**1,425**	**47.2**
Fiona J. Murray	Lab	1,289	42.7
Donella J. Russell	Lab	1,247	41.3
Joseph Eulogio	Lab	1,211	40.1
Sarah L. Furhuraire	LD	243	8.0

Brierley Hill and Wordsley South
Stourbridge

Adam Davies	**Con**	**1,160**	**42.8**
Wayne Little	**Con**	**1,075**	**39.6**
Matthew J. Cook	**Lab**	**1,048**	**38.6**
Danny Shaw	Con	1,020	37.5
John R. Martin	Lab	1,018	37.5
Marva I. Inniss	Lab	905	33.4
Andrew Bennett	Grn	330	12.2
Aneesa Nawaz	LD	167	6.2
Kevin Carnall	TUSC	155	5.7
Abdul Qadus	LD	137	5.1

Brockmoor & Pensnett
GAIN 1
Dudley

Judy Foster	**Lab**	**1,382**	**66.8**
Steve Edwards	**Lab**	**1,310**	**63.3**
Karen Westwood	**Lab**	**1,246**	**60.2**
Alex Dale	Con	617	29.8
Dan Barras	Con	573	27.7
Eric Perry	Con	560	27.1
Ian M. Flynn	LD	173	8.4

Castle and Priory
GAIN 1
Dudley

Keiran R. Casey	**Lab**	**1,129**	**52.4**
Faye Barras	**Con**	**1,056**	**49.0**
Karl Denning	**Lab**	**1,014**	**47.0**
Donna Flurry-Haddock	Lab	930	43.1
Saadat Khan	Con	787	36.5
Wafa Khan	Con	739	34.3
David A. Bramall	LD	271	12.6

Coseley
Tipton and Wednesbury

Peter Drake	**Lab**	**1,272**	**74.9**
Sue Ridney	**Lab**	**1,181**	**69.5**
David C. Roberts	**Lab**	**1,056**	**62.1**
Jake C.D. Fountain	Con	582	34.2
Dennis J. Phipps	Con	511	30.1
Henry Oche	Con	496	29.2
Claire E. Beech	Grn	277	16.3
Konstantins Bukarevs	Grn	169	9.9

Cradley North and Wollescote
GAIN 3
Halesowen

***Ryan A. Priest**	**LD**	**1,627**	**58.8**
Kash Khan	**LD**	**1,120**	**40.5**
Ethan B. Stafford	**LD**	**1,049**	**37.9**
Tim Crumpton	Lab	1,020	36.9
Rachael A. Gardener	Lab	861	31.1
Mahdi A. Mutahar	Lab	673	24.3
Natalie A. Neale	Con	581	21.0
Samantha Hadley	Con	575	20.8
Christopher Sturman-Sprigg	Con	530	19.1
Siobhan Halloran	TUSC	89	3.2

Gornal
GAIN 1
Dudley

David Stanley	**Con**	**1,271**	**41.2**
Bryn Challenor	**Con**	**1,114**	**36.1**
Stuart Turner	**Lab**	**898**	**29.1**
Anne Millward	Ind	852	27.6
Claire Sullivan	Con	810	26.3
Joanne H.A. Morgan	Lab	764	24.8
Mark Westwood	Ind	590	19.1
Harjinder Singh	Lab	569	18.5
Nathan P. Hunt	Ref	554	18.0

Halesowen North
Halesowen

Hilary Bills	**Lab**	**1,744**	**52.7**
Parmjit S. Sahota	**Lab**	**1,477**	**44.6**
Stuart C. Henley	**Con**	**1,429**	**43.2**
Helen C. Betts-Patel	Lab	1,286	38.8
Laura Taylor-Childs	Con	918	27.7
John R. Small	Con	908	27.4
Rachel J. Hewlett	Grn	292	8.8
Abdul Razzaq	Ind	279	8.4
Ashley P. Flavin	Grn	278	8.4
Tracey Gregg	LD	160	4.8

Halesowen South
Halesowen

Alan Taylor	**Con**	**1,876**	**51.3**
Jeff Hill	**Con**	**1,816**	**49.7**
Thomas G. Russon	**Con**	**1,566**	**42.8**
Stephen Hilton	Lab	1,222	33.4
Jo Plant	Lab	1,059	29.0
Fady Jadayet	Lab	1,018	27.8
James R. Windridge	Grn	569	15.6
Saima C. Furhuraire	LD	236	6.5

Hayley Green and Cradley South
Halesowen

Andrea Goddard	**Con**	**1,638**	**55.2**
Ian J. Bevan	**Con**	**1,599**	**53.9**
Rebecca Collins	**Con**	**1,483**	**49.9**
Tony Barnsley	Lab	1,171	39.4
Michael J. Hanley	Lab	1,142	38.5
Zac Barnsley	Lab	1,109	37.4
Ranjeet Furhuraire	LD	255	8.6

Kingwinsford North and Wall Heath
Kingswinford and South Staffordshire

Phil Atkins	**Con**	**1,775**	**47.9**
Edward R. Lawrence	**Con**	**1,629**	**44.0**
Mark Webb	**Con**	**1,497**	**40.4**
Shaz Saleem	Ind	1,388	37.5
Cassie Gray	Ind	968	26.1
Karen M. Jordan	Lab	799	21.6
Tremaine Herbert	Lab	739	19.9
Rick Nelson	Lab	707	19.1
Simon P. Hanson	LD	173	4.7
Stephen Holmes	LD	119	3.8

Kingswinford South
Kingswinford and South Staffordshire

Patrick Harley	**Con**	**1,516**	**41.5**
Sue Greenaway	**Con**	**1,435**	**39.3**
Luke Johnson	**Con**	**1,170**	**32.0**
Simon Daniel	Lab	1,102	30.1
Dave Woolley	Lab	851	23.3
Domenico Palermo	Lab	712	19.5
Michelle Hammond	Ind	632	17.3
Brian Bassingthwaighte	Ind	617	16.9
Peter P. Miller	Ind	521	14.3
Adam Waldron	Ind	456	12.5
Chris Walker	Grn	231	6.3
Roxanne E. Holmes	LD	117	3.2

Lye and Stourbridge North
Stourbridge

Pete Lowe	**Lab**	**1,318**	**44.2**
Mohammed Hanif	**Lab**	**1,314**	**44.0**
Ellen H. Cobb	**Lab**	**1,200**	**40.2**
Dave Borley	Con	1,008	33.8
Muhammad I. Ali	Con	892	29.9
Shazad Mahmood	Con	807	27.0
Gary Farmer	LD	625	20.9
Naz Ahmed	LD	569	19.1
Steven Parish	LD	334	11.2
Mark Binnersley	Grn	296	9.9

Netherton and Holly Hall
Stourbridge

Elaine Taylor	**Lab**	**1,433**	**58.2**
Qasim Mughal	**Lab**	**1,182**	**48.0**
Shaneila Mughal	**Lab**	**1,094**	**44.4**
Martin Berrington	Con	733	29.8
Viorica Faraji	Con	500	20.3
Jamie D. Smith	Grn	422	17.1
James W. Tye	Con	393	16.0
Robert O. Johns	LD	263	10.7

Norton
Stourbridge

Tony Creed	**Con**	**1,922**	**52.5**
Steve Clark	**Con**	**1,747**	**47.7**
Alan H. Hopwood	**Con**	**1,524**	**41.6**
Matthew R. Broad	Lab	1.111	30.3
Benjamin J. McCloskey	Lab	925	25.3
Alexander R. Quarrie-Jones	Lab	864	23.6
Ant Dugmore	Grn	739	20.2
Stephen J. Price	Grn	695	19.0
Olof Lee	Grn	649	17.7
Elaine C. Sheppard	LD	270	7.4

Pedmore and Stourbridge East
Stourbridge

Ian M. Kettle	**Con**	**1,924**	**50.2**
James R. Clinton	**Con**	**1,836**	**47.9**
Jason Thorne	**Con**	**1,522**	**39.7**
Mark C. Kent	Lab	1,212	31.6
Ceri W. Owens	Lab	1,138	29.7
Paul R. Hebron	Lab	1,056	27.6
Nigel P. Kirkham	LD	662	17.3
David J. Sheppard	LD	447	11.7
Vi Wood	LD	446	11.6
Beth Scrimshaw	Grn	416	10.9

Quarry Bank and Dudley Wood
Halesowen

Jackie Cowell	**Lab**	**1,190**	**54.7**
Luke Hamblett	**Lab**	**1,062**	**48.8**
Ashley Smith	**Lab**	**1,039**	**47.7**
Robert E. Clinton	Con	975	44.8
Jennie Dunn	Con	825	37.9
Lisa J. Jones	Con	655	30.1
Richard Priest	LD	261	12.0

St James's
Dudley

Cathryn J. Bayton	**Lab**	**1,410**	**47.6**
Asif Ahmed	**Lab**	**1,185**	**40.0**
Caroline Reid	**Lab**	**1,113**	**37.5**
Sara Bothul	Con	996	33.6
Can Ibrahim	Con	759	25.6
Roman Chapman	Con	757	25.5
Richard J. Tasker	Ref	432	14.6
Tomass Jereminovics	Grn	256	8.6
Richard Wanklin	LD	203	6.8

St Thomas's
Dudley

Shaukat Ali	**Lab**	**1,764**	**50.4**
Shazna Azad	**Lab**	**1,441**	**41.2**
Adeela Qayyum	**Lab**	**1,410**	**40.3**
Shakeela Bibi	Ind	742	21.2
Muhammad Najeeb Choudhary Noor-Hussain	Ind	679	19.4
Carole Blackmore	Con	675	19.3
Michael Lewis	Con	640	18.3
Sajid Hanif	Con	636	18.2
Zia Qari	Grn	221	6.3
John Slim	LD	221	6.3
David Reynolds	TUSC	168	4.8

Sedgley
Dudley

Damian Corfield	**Con**	**1,625**	**48.4**
Ian Sandall	**Con**	**1,468**	**43.7**
Shaun R. Keasey	**Ind**	**1,110**	**33.1**
Sat Khan	Con	1,043	31.1
Tony Middleton	Lab	921	27.4
Hamza F. Ahmed	Lab	712	21.2
Brad S. Simms	Ind	665	19.8
Jeff Ndlovu	Lab	638	19.0
Colin Drewery	Grn	417	12.4
Samson L. Oakley	Grn	263	7.8

Upper Gornal and Woodsetton
Dudley

Adam M. Aston	**Lab**	**1,534**	**56.1**
Carol J. Littler	**Lab**	**1,220**	**44.7**
Mushtaq Hussain	**Lab**	**950**	**34.8**
Kane Watton	Con	828	30.3
Lucy Watton	Con	774	28.3
William Watton	Con	754	27.6
Shaun Farrow	Ref	529	19.4
Caroline M. Benton	LD	183	6.7

Wollaston and Stourbridge Town
Stourbridge

Cat Eccles	**Lab**	**2,401**	**55.8**
Andrew M.E. Tromans	**Lab**	**1,769**	**41.1**
Jason R. Griffin	**Lab**	**1,647**	**38.3**
Nicolas A. Barlow	Con	1,619	37.6
Lisa M. Clinton	Con	1,358	31.6
Matt Dudley	Con	1,199	27.9
Christopher A. Bramall	LD	424	9.9
Linda C. Fostert	Grn	389	9.0
Andi Mohr	Grn	387	9.0
Ken Moore	Free	160	3.7

Wordsley North
Kingswinford and South Staffordshire

Kerry Lewis	**Con**	**1,662**	**56.8**
Donna Harley	**Con**	**1,257**	**43.0**
Keith Archer	**Lab**	**1,189**	**40.6**
Matt Rogers	Con	1,184	40.5
Sarah Daniel	Lab	1,120	38.3
Kevin Billingham	Lab	1,113	38.0
Pam Archer	Grn	277	9.5
Jonathan M. Bramall	LD	140	4.8

Summary of results: Dudley

	Year	Elec	%Poll	Con	Lab	LD	Grn	Ind	Other
Amblecote	2024	10,027	31.6	48.3	30.8	5.6	8.2	7.1	
	2023	9,841	26.1	52.4	36.5	6.2	4.9		
	2022	10,040	29.0	56.7	33.9	5.7	3.8		
	2021	10,044	33.5	58.3	31.2	3.6	3.7	3.3	
Belle Vale	2024	9,794	33.4	50.6	41.4	8.0			
	2023	10,023	30.2	54.3	38.1	3.6	3.9		
	2022	10,111	31.7	47.5	40.9	5.6	6.0		
	2021	10,272	35.1	55.4	33.2	3.5	7.8		
Brierley Hill and Wordsley South	2024	10,128	26.4	40.0	36.5	5.6	12.1		5.7
Brierley Hill	2023	10,064	22.6	44.5	40.9	4.3	5.6		4.7
	2022	10,116	24.0	39.9	47.0				13.1
	2021	10,208	28.4	58.7	35.1	2.9			3.4
Brockmoor and Pensnett	2024	9,968	23.3	28.2	63.4	8.4			
	2023	9,889	23.9	58.3	32.0	1.8	2.9		4.9
	2022	9,946	23.9	35.1	64.9				
	2021	9,884	27.1	45.2	34.4				20.4
Castle and Priory	2024	9,593	25.4	39.9	47.5	12.6			
	2023	11,191	19.8	27.3	60.4	5.0	5.2		2.1
	2022	11,260	23.9	36.1	63.9				
	2021	11,525	26.4	47.4	48.7	3.8			
Coseley	2024	9,367	24.4	31.2	68.8		9.9		
Coseley East	2023	9,262	19.7	25.8	62.6		11.6		
	2022	9,329	22.8	36.5	63.5				
	2021	9,492	26.7	42.5	52.9				4.6
Cradley North and Wollescote	2024	9,140	33.4	20.3	30.8	45.7			3.2
Cradley and Wollescote	2023	9,469	29.0	18.9	38.9	38.1	3.3		0.9
	2022	9,502	31.5	30.4	38.8	30.8			
	2021	9,678	33.0	44.0	38.8	10.9			6.3
Gornal	2024	10,011	30.5	34.5	24.1			23.4	18.0
	2023	10,008	26.2	35.6	23.2	3.6	38.8	27.0	6.7
	2022	10,130	28.5	65.9	34.1				
	2021	10,271	34.0	68.4	25.4	2.0			23.8
Halesowen North	2024	9,666	35.4	32.8	45.4	4.8	8.6	8.4	
	2023	9.631	31.8	39.7	53.8	1.8	4.7		
	2022	9,640	33.8	38.0	57.1	4.8			
	2021	9,688	38.6	51.4	45.8	2.9			
Halesowen South	2024	9,434	37.9	47.9	30.1	6.5	15.6		
	2023	9,436	32.7	54.2	32.3	6.7	6.8		
	2022	9,499	36.3	49.1	24.6	9.0	11.9	5.5	
	2021	9,741	41.0	63.6	23.0	4.0	5.8		3.6
Hayley Green and Cradley South	2024	9,080	34.7	53.0	38.4	8.6			
	2023	9,028	29.7	52.7	41.4	5.8			
	2022	9,039	32.6	57.7	36.1	6.2			
	2021	9,168	35.9	66.1	25.7	5.8	2.4		
Kingswinford North and Wall Heath	2024	9,351	39.4	44.1	20.2	4.2		31.8	
	2023	9,592	32.6	57.4	38.9	3.7			
	2022	9,730	37.1	62.9	31.0	6.1			
	2021	9,798	41.9	62.5	30.0	7.5			
Kingswinford South	2024	9,908	34.8	37.6	24.3	3.2	6.3	28.7	
	2023	9,909	29.8	32.3	51.8	7.5	8.4		
	2022	10,004	32.9	59.0	29.1	11.1			
	2021	10,012	37.0	67.2	21.0	11.8			
Lye and Stourbridge North	2024	9,448	34.0	30.2	42.8	17.1	9.9		
	2023	9,067	27.5	56.1	30.3	4.8	5.7	2.0	1.1
	2022	9,154	32.4	36.1	45.2	9.3			9.5
	2021	9,218	35.3	44.4	34.7	7.4	4.9		8.5

	Year	Elec	%Poll	Con	Lab	LD	Grn	Ind	Other
Netherton and Holly Hall	2024	10,194	26.0	22.0	50.2	10.7	17.1		
Netherton, Woodside and St Andrew's	2023	10,171	21.3	24.6	63.1		12.3		
	2022	10,112	25.2	38.4	61.6				
	2021	10,091	27.5	48.4	42.9	2.4	6.3		
Norton	2024	9,139	41.9	47.3	26.4	7.4	19.0		
	2023	9,272	37.2	46.5	28.1	5.1	17.2	3.1	
	2022	9,478	38.7	53.5	31.7	8.6	6.2		
	2021	9,501	45.0	62.6	19.5	6.9	8.9	2.0	
Pedmore and Stourbridge East	2024	9,297	42.2	45.9	29.6	13.5	10.9		
	2023	9.319	36.2	53.8	32.9	7.5	5.9		
	2022	9,595	37.4	54.9	31.8	10.9			2.4
	2021	9,635	45.2	62.8	24.4	4.3	5.4		3.1
Quarry Bank and Dudley Wood	2024	9,759	24.7	37.6	50.4	12.0			
	2023	9.801	19.2	34.4	50.9	7.7	7.0		
	2022	10,056	22.5	39.7	51.8	8.5			
	2021	10,089	26.1	58.5	34.9	1.9	4.6		
St James's	2024	10,159	28.6	28.2	41.7	6.8	8.6		14.6
	2023	10.027	22.5	40.6	53.9	5.5			
	2022	10,008	26.4	46.4	46.1	7.5			
	2021	10,167	27.2	53.8	39.6	6.5			
St Thomas's	2024	10,639	33.3	18.6	44.0	6.3	6.3	20.0	4.8
	2023	10,519	29.1	36.1	48.0	5.7	4.6		5.6
	2022	10,399	32.0	43.6	49.6				6.8
	2021	10,462	34.8	41.2	51.3	4.2			3.3
Sedgley	2024	10,639	33.3	41.1	22.5		10.1	26.4	
	2023	9,306	32.6	56.1	30.3	4.8	5.7	2.0	1.1
	2022	9,410	32.6	65.0	31.8				3.2
	2021	9,579	36.4	73.5	22.6				3.8
Upper Gornal and Woodsetton	2024	9,823	28.2	28.7	45.2	6.7			19.4
	2023	9.719	23.6	38.1	57.1			4.8	
	2022	9,819	26.9	47.8	52.2				
	2021	9,873	29.5	48.5	45.5	1.5			4.5
Wollaston and Stourbridge Town	2024	10,131	42.0	32.4	45.1	9.9	9.0		3.7
	2023	10.104	37.1	37.1	48.0	6.9	6.4		1.6
	2022	10,078	40.2	40.9	49.1	6.8			3.2
	2021	10,093	44.4	48.8	37.7	3.7	5.3		4.5
Wordsley North	2024	9,717	32.6	46.8	38.9	4.8	9.5		
	2023	9,652	27.3	47.1	41.6	2.9	3.9		4.5
	2022	9,690	29.7	55.0	37.3	7.6			
	2021	9,868	35.1	72.5	17.0	5.2	5.3		

Eastleigh

1	1	0	0	10	35	0	0	1	3

Liberal Democrats retain control - majority: 31 seats

Electoral history of Eastleigh

	seats	%votes	seats	%votes	seats	%votes	seats	%votes	Total	Majority	
2024	1	24.9	0	11.6	35	47.7	3	15.8	12	31	●
2023	1	24.1	0	11.4	35	51.8	3	12.7	13	31	●
2022	1	27.1	0	9.7	35	50.9	3	12.3	13	31	●
2021	2	36.2	0	11.3	34	44.7	3	8.0	12	29	●
2019	2	19.5	0	6.9	34	52.1	3	21.5	13	29	●
2018	4	26.6	0	13.2	35	45.8	3	14.4	42	28	●
2016	6	25.2	0	11.6	38	46.1	0	17.2	15	32	●
2015	6	30.2	0	11.7	38	36.8	0	21.2	14	32	●
2014	4	20.6	0	10.2	40	42.7	0	26.5	15	36	●
2012	4	26.7	0	15.0	40	45.3	0	12.8	15	36	●
2011	4	25.8	0	16.2	38	46.9	2	11.1	14	32	●
2010	4	34.9	1	9.1	39	51.4	0	4.7	15	34	●
2008	4	35.5	2	8.6	38	48.6	0	7.4	15	32	●
2007	5	29.1	2	12.3	36	50.8	1	7.7	14	28	●
2006	7	34.6	3	9.9	34	49.1	0	6.4	15	24	●
2004	9	31.1	3	13.6	32	45.6	0	9.7	15	20	●
2003	10	27.6	4	20.1	30	47.3	0	5.0	14	16	●
2002	9	33.2	4	17.8	31	48.0	0	1.1	44	18	●
2000	9	34.6	7	19.8	28	44.0	0	1.5	15	12	●
1999	7	27.3	8	25.7	29	46.7	0	0.4	15	14	●
1998	7	26.8	8	25.6	29	47.5	0	0.1	14	14	●
1996	7	26.5	6	27.6	31	45.3	0	0.6	15	18	●
1995	13	24.0	3	28.2	28	46.4	0	1.4	15	12	●
1994	18	25.8	3	26.6	23	47.6	0	0.0	15	2	●
1992	20	44.8	6	18.4	18	35.7	0	1.2	15		
1991	18	41.3	7	26.2	19	32.4	0	0.1	15		
1990	16	31.2	6	30.2	22	37.1	0	1.5	14		
1988	15	44.6	6	18.6	23	36.3	0	0.5	15	2	●
1987	15	39.7	7	16.0	22	43.8	0	0.5	15		
1986	16	34.3	9	23.2	19	42.5	0	0.0	14		
1984	20	42.3	10	23.4	14	34.3	0	0.0	15		
1983	22	44.2	11	24.0	11	31.9	0	0.0	15		
1982	24	40.7	11	24.2	9	34.2	0	0.9	14	4	●
1980	31	45.2	9	30.7	4	24.1	0	0.0	15	18	●
1979	34	49.7	7	31.4	2	19.0	1	0.0	17	24	●
1978	37	53.7	5	30.8	1	14.2	1	1.3	14	30	●
2002	36	50.0	6	26.8	1	16.8	1	6.4	44	28	●
1973	13	31.4	20	32.1	5	25.5	4	10.9	42		

Ward history of Eastleigh

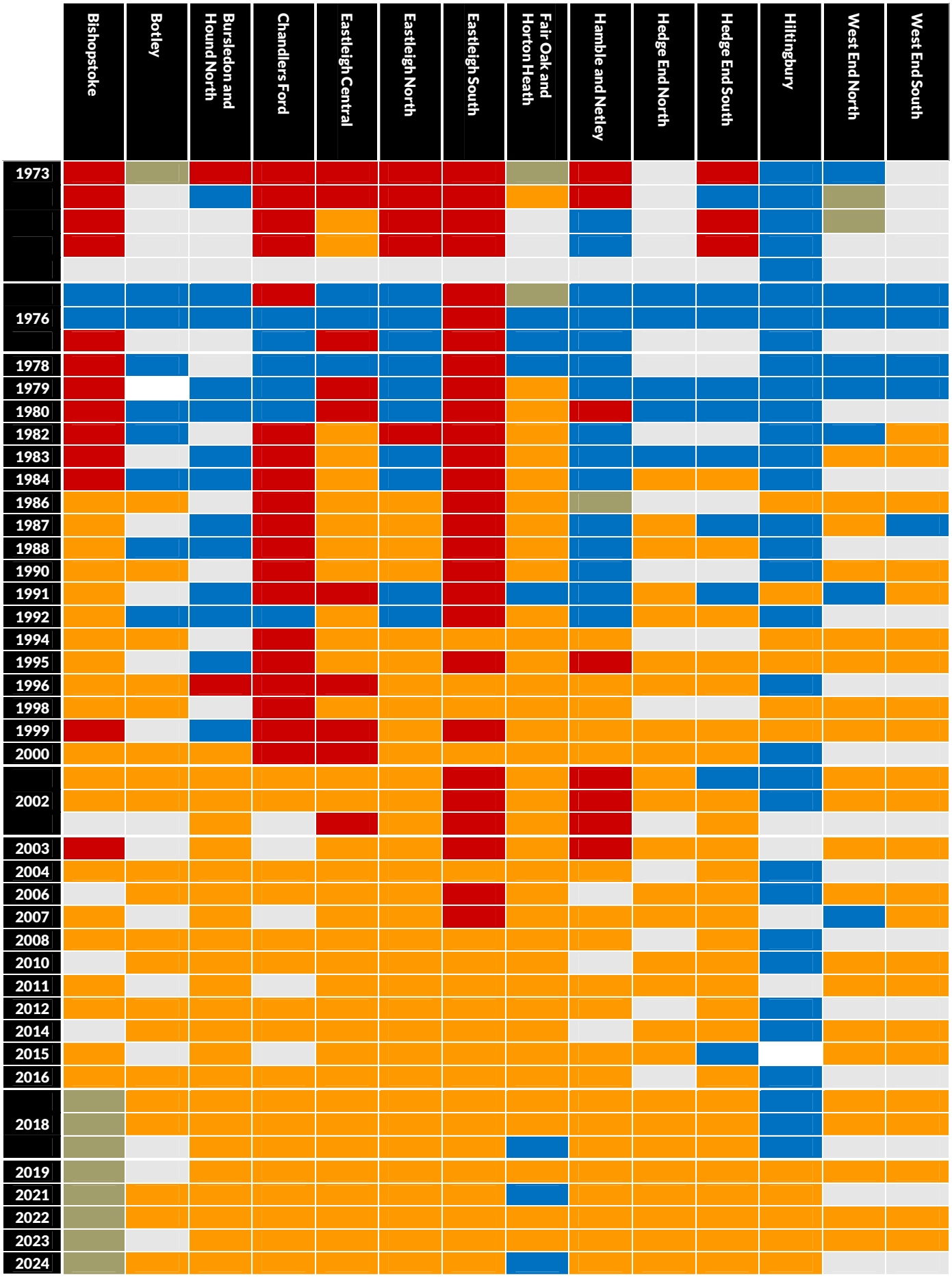

Bishopstoke
Eastleigh

***Virginia H. Tidridge**	**Ind**	**1,659**	**56.1**	**+ 9.8**
Anne M. Winstanley	LD	716	24.2	- 1.8
Benjamin C. Burcombe-Filer	Con	293	9.9	- 9.6
Christian Brookes	Lab	288	9.7	+ 2.5

Botley
Hamble Valley

***David G.I. Kinloch**	**LD**	**1,146**	**63.1**	**+14.8**
Joyce E. Haythorne	Con	480	26.4	- 16.1
Anna B. Skinner	Grn	190	10.5	

Bursledon and Hound North
Hamble Valley

***Stephen E. Holes**	**LD**	**1,332**	**67.4**	**+ 6.8**
Nicholas R. Arnold	Con	380	19.2	- 11.2
Andrew Merewether-Helps	Lab	161	8.2	- 0.9
Katie L. Court	Grn	102	5.2	

Chandler's Ford
Eastleigh

***David A. Pragnell**	**LD**	**1,429**	**50.2**	**+ 0.4**
Shelagh C. Lee	Con	906	31.8	- 9.7
Zak Southward	Lab	273	9.6	+ 0.9
Nathaniel J. Joyce	Grn	241	8.5	

Eastleigh Central
Eastleigh

***Wayne Irish**	**LD**	**866**	**37.4**	**+ 0.5**
Joshua T. Constable	Lab	774	33.4	+ 4.6
Yogesh Saxena	Con	319	13.8	- 11.3
Alexander C. Culley	Ref	184	7.9	+ 4.5
Jack Stapleton	Grn	175	7.5	

Eastleigh North
Eastleigh

***Tanya-Jayne Park**	**LD**	**948**	**45.6**	**+ 1.3**
Carl D.N. Hunter	Con	503	24.2	- 12.8
Sarah Jutsum	Lab	384	18.5	- 0.2
Ryan K.G. Elger	Grn	243	11.7	

Eastleigh South
Eastleigh

***Alex G. Bourne**	**LD**	**905**	**46.5**	**+ 3.6**
Steven P. Phillips	Lab	397	20.4	- 6.0
Roger A. Vivian	Con	241	12.4	- 18.3
Clare L. Fawcett	Ref	228	11.7	
Natalie Roebuck	Grn	175	9.0	

Fair Oak and Horton Heath
Eastleigh

***Steven D. Broomfield**	**Con**	**1,520**	**48.5**	**+ 0.5**
Enrico M.B. Clay	LD	1,025	32.7	+ 3.2
Ben D. Parry	Grn	329	10.5	- 0.3
Alison Phillips	Lab	262	8.4	+ 3.4

Hamble and Netley
Hamble Valley

***Malcolm R. Cross**	**LD**	**1,509**	**58.8**	**+ 2.9**
Stephanie L. Arnold	Con	382	14.9	- 17.6
Simon J. Hand	Ind	336	13.1	
Philip J. Horton	Grn	174	6.8	
Geoffrey J. Kosted	Lab	167	6.5	

Hedge End North
Eastleigh

***Derek R. Pretty**	**LD**	**1,105**	**56.0**	**+ 6.8**
Christopher S. Yates	Con	393	19.9	- 14.7
Geoffrey R. Budd	Lab	290	14.7	+ 7.1
Glynn Fleming	Grn	185	9.4	+ 0.7

Hedge End South
Eastleigh

***Keith House**	**LD**	**1,436**	**56.0**	**+ 4.1**
Jeremy C. Hall	Con	801	19.9	- 21.3
Keith Day	Lab	295	14.7	+ 7.8
Geoffrey E.H. Skinner	Grn	172	9.4	

Hiltingbury
Eastleigh

Karl J. Attrill	**LD**	**1,788**	**51.8**	**+ 3.8**
Albert W. Slawson	Con	1,207	35.0	- 10.3
Richard M. House	Grn	293	8.5	
Alastair Dilworth	Lab	165	4.8	- 1.9

West End North
Eastleigh

No election in 2024

West End South
Eastleigh

No election in 2024

Summary of results: Eastleigh

	Year	Elec	%Poll	Con	Lab	LD	Grn	Ind	Other
Bishopstoke	2024	8,279	35.8	9.9	9.7	24.2		56.1	
	2023	8,320	37.8	9.1	8.3	28.2		54.4	
	2022	8,411	38.7	12.0	7.9	24.0		56.2	
	2021	8,499	44.4	19.5	7.2	26.0		46.3	1.0
Botley	2024	5.986	30.6	26.4		63.1	10.5		
	2022	5,296	36.1	30.9	9.7	59.4			
	2021	5,143	39.0	42.5	9.3	48.3			
Bursledon and Hound North	2024	7,560	26.3	19.2	8.2	67.4	5.2		
	2023	7,431	28.0	18.8	8.4	72.8			
	2022	7,467	29.3	23.6	9.9	66.5			
	2021	7,383	32.5	30.4	9.1	60.6			
Chandlers Ford	2024	8,115	35.5	31.8	9.6	50.2	8.5		
	2023	8,202	37.3	32.7	9.1	58.2			
	2022	8,332	38.2	31.2	5.7	55.0	8.1		
	2021	8,390	42.0	41.5	8.7	49.8			
Eastleigh Central	2024	7,506	31.0	13.8	33.4	37.4	7.5		7.9
	2023	7,459	29.2	14.5	34.2	41.4	9.9		
	2022	7,569	29.6	16.4	25.0	32.1	6.1	17.2	3.1
	2021	7,738	33.0	25.1	28.8	36.9		5.7	3.4
Eastleigh North	2024	7,198	29.0	24.2	18.5	45.6	11.7		
	2023	7,142	31.8	26.4	19.8	53.8			
	2022	7,268	32.6	29.6	15.7	44.5	10.2		
	2021	7,382	35.2	37.0	18.7	44.3			
Eastleigh South	2024	8,175	24.0	12.4	20.4	46.5	9.0		11.7
	2023	8,094	24.8	17.3	19.3	50.4	9.5		3.5
	2022	8.043	27.5	9.6	17.9	52.6	19.9		
	2021	7,966	29.6	30.7	26.4	42.9			
Fair Oak and Horton Heath	2024	8,821	35.7	48.5	8.4	32.7	10.5		
	2023	8,710	36.6	35.1	8.6	40.5	15.8		
	2022	8,569	37.8	37.9	6.7	42.5	12.9		
	2021	8,412	42.8	48.0	5.0	29.5	10.8	6.6	
Hamble and Netley	2024	7,956	32.5	14.9	6.5	58.8	6.8	13.1	
	2023	7,973	35.4	15.8	6.5	54.1	7.7	15.9	
	2022	7,978	36.2	26.6	6.1	62.8	4.5		
	2021	8,052	39.7	32.5	11.6	55.9			
Hedge End North	2024	7,473	26.6	19.9	14.7	56.0	9.4		
	2023	7,411	29.3	23.6	12.8	55.5	8.1		
	2022	7,484	30.1	24.6	9.6	57.2	8.6		
	2021	7,617	32.6	34.6	7.6	49.2	8.7		
Hedge End South	2024	8,498	32.1	29.6	10.9	53.1	6.4		
	2023	8,545	33.8	27.2	8.1	57.6	7.2		
	2022	8,574	35.3	28.3	8.1	63.6			
	2021	8,710	39.7	41.2	6.9	51.9			
Hiltingbury	2024	8,112	42.8	35.0	4.8	51.8	8.5		
	2023	8,067	44.4	31.1	4.1	57.1	7.7		
	2022	8,135	45.7	38.5	5.0	56.5			
	2021	8,233	49.9	45.3	48.0	6.7			
West End North	2023	4,661	32.1	29.4	7.2	62.6			0.8
	2022	4,598	37.5	28.7	6.5	52.4	12.5		
West End South	2023	4,861	33.5	30.5	8.9	54.3	6.3		
	2022	4,913	36.9	36.6	8.8	48.9	5.7		

Elmbridge

3 ▼3	10	0 ◆	0	7 ▲4	22	0 ◆	0	4 ▼2	13	2 ▲1	3

Council remains under no overall control



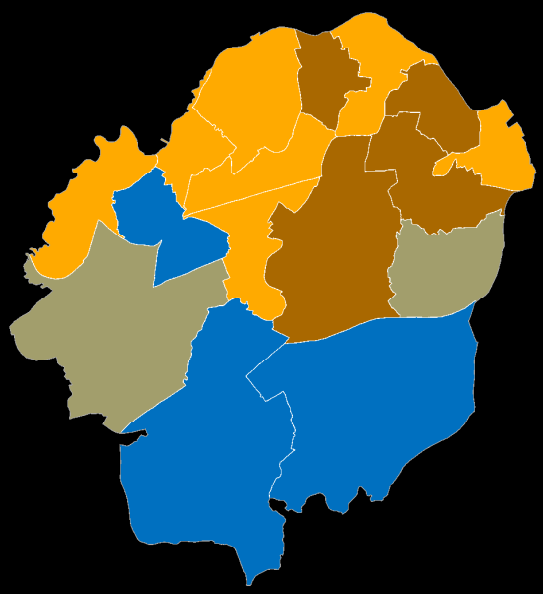

Electoral history of Elmbridge

	seats	%votes	seats	%votes	seats	%votes	seats	%votes	Total	Majority
2024	10	30.9	0	6.6	22	38.6	16	23.8	14	
2023	13	32.8	0	6.5	18	42.2	17	18.5	14	
2022	15	35.6	0	5.1	13	38.1	20	21.2	14	
2021	22	39.1	0	7.9	9	26.6	17	26.1	14	
2019	21	38.1	0	7.5	9	22.1	18	32.3	14	
2018	24	46.1	0	10.6	8	16.1	16	27.2	16	
2016	22	36.4	0	10.1	7	15.6	19	37.8	48	
2015	33	46.0	0	7.0	7	11.7	20	36.3	20	6 ●
2014	32	43.7	0	9.4	6	10.9	22	35.9	18	4 ●
2012	32	44.4	0	8.9	6	13.4	22	33.3	20	4 ●
2011	35	25.8	0	16.2	5	46.9	20	11.1	14	
2010	33	46.4	0	7.7	7	15.3	20	30.6	20	6 ●
2008	32	50.9	0	4.6	7	14.5	21	30.0	20	4 ●
2007	29	47.9	0	4.7	8	14.4	23	32.9	20	
2006	26	48.0	0	6.4	8	15.6	26	30.0	20	
2004	21	41.9	0	7.6	8	18.5	31	32.0	20	2 ●
2003	21	39.0	0	8.4	8	17.0	31	35.6	20	2 ●
2002	20	37.5	1	10.9	8	16.0	31	35.5	20	2 ●
2000	22	39.8	1	12.0	9	16.5	28	30.9	60	
1999	24	40.4	6	13.6	8	15.9	22	30.0	20	
1998	23	41.7	7	16.3	8	19.1	22	22.9	20	
1996	22	35.8	8	16.6	9	18.3	21	29.2	20	
1995	20	30.8	8	18.7	9	20.4	21	30.0	20	
1994	22	35.4	7	16.7	10	23.6	21	24.4	20	
1992	23	41.1	8	10.5	10	21.1	19	27.4	20	
1991	26	35.5	9	15.0	9	24.3	16	25.2	20	
1990	31	39.2	7	22.1	7	15.1	15	23.7	20	2 ●
1988	33	46.1	6	11.2	5	16.4	16	25.3	20	6 ●
1987	29	46.7	6	9.9	7	22.0	18	21.4	20	
1986	27	43.0	6	13.3	6	25.1	21	18.7	20	
1984	31	42.4	5	11.8	5	26.0	19	19.8	20	2 ●
1983	34	43.6	5	10.6	4	19.3	17	26.5	20	8 ●
1982	34	48.6	4	10.5	4	22.8	18	18.2	20	8 ●
1980	36	48.8	4	13.8	3	16.3	17	21.1	20	12 ●
1979	36	46.5	5	11.8	3	18.1	16	23.6	20	12 ●
1978	36	57.5	7	15.1	3	11.0	14	16.4	20	12 ●
1976	36	51.3	7	13.9	3	14.8	14	20.0	60	12 ●
1973	39	46.2	7	20.0	4	16.6	15	17.2	51	13 ●

Ward history of Elmbridge

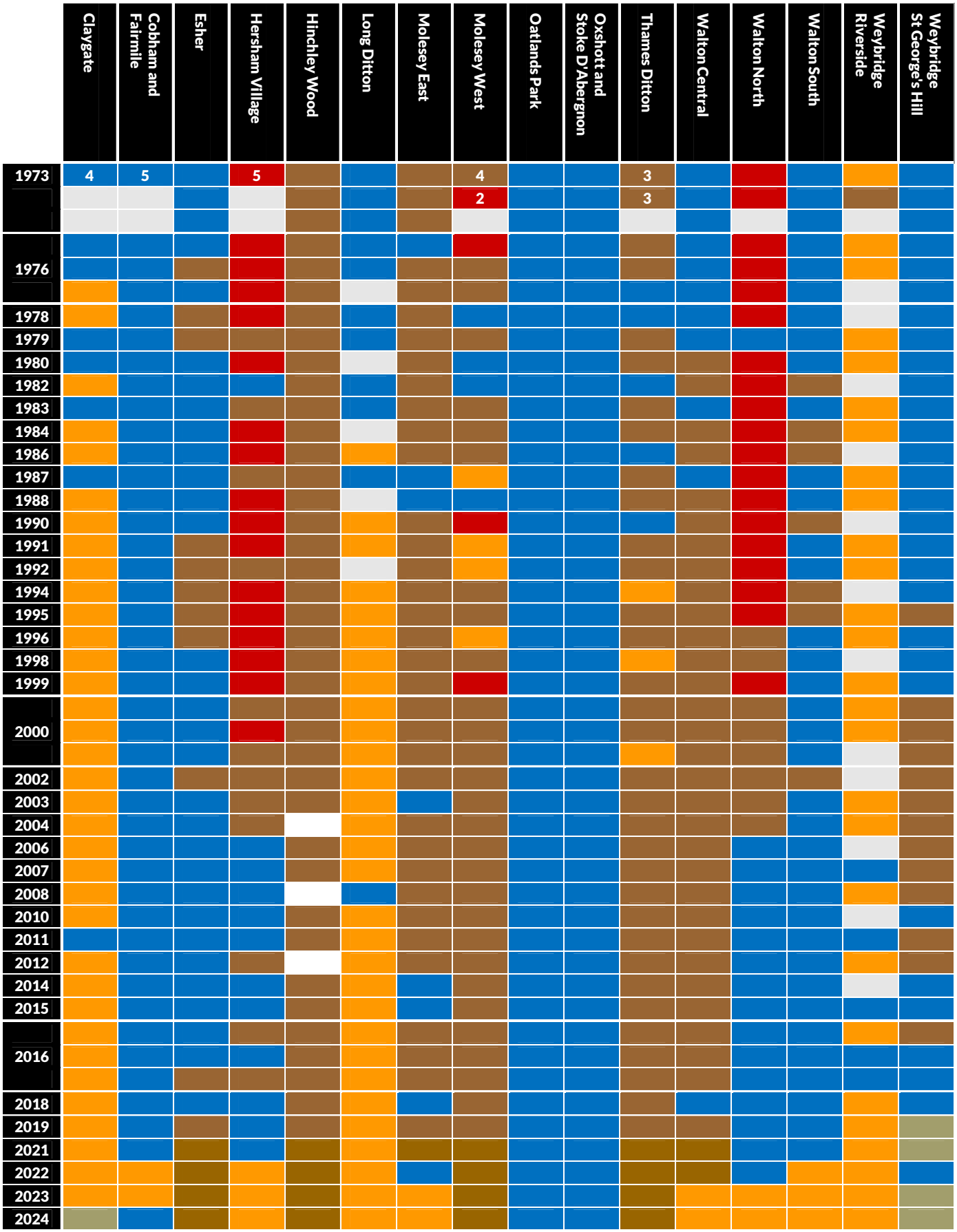

Claygate
Esher and Walton

Mary Marshall	**Ind**	**1,020**	**39.9**	
*Bruce R. McDonald	LD	858	33.5	- 26.9
Redmond J. Walsh	Con	514	20.1	- 15.4
Sarah Coomes	Grn	95	3.7	
Steven J. Gray	Lab	72	2.8	

Cobham and Downside
Runnymede and Weybridge

***Alistair D. Mann**	**Con**	**1,010**	**45.8**	**- 18.7**
Mark Pollak	LD	888	40.3	+18.7
Elaine L. Kingston	Ref	168	7.6	+ 5.0
Irene Threlkeld	Lab	112	5.1	- 3.3
Paul Van Der Hagen	Her	27	1.2	

Esher
Esher and Walton

Simon J. Leifer	**Res**	**1,102**	**46.5**	**- 5.9**
Amanda J. Manship	Con	844	35.6	- 0.6
Cormac M. Evans	LD	319	13.5	
Richard C. Bennett	Lab	106	4.5	- 0.5

Hersham Village
Esher and Walton

Wendy C. Gibbs	**LD**	**1,349**	**49.3**	**+17.8**
Lewis J. Brown	Con	1,209	44.2	- 8.2
Ahmad Ali	Lab	179	6.5	- 9.7

Hinchley Wood and Weston Green
Esher and Walton

***Gill Coates**	**Res**	**1,627**	**63.0**	**+ 3.8**
Sally Winter	LD	445	17.2	- 0.2
Warwick L. Winter	Con	401	15.5	- 4.4
Rachelle C. Headland	Lab	110	4.3	+ 0.8

Long Ditton
Esher and Walton

***Jez Langham**	**LD**	**1,493**	**69.5**	**+16.6**
Caroline E. Kim	Con	479	22.3	- 9.8
Francis Eldergill	Lab	177	8.2	+ 3.4

Molesey East
Esher and Walton

Kevin M. Whincup	**LD**	**1,291**	**48.1**	**+29.1**
Alain Dubois	Con	957	35.7	+ 5.1
Susan Dennus	Lab	222	8.3	+ 1.9
Andrew P. Dillon	Grn	214	8.0	- 0.4

Molesey West
Esher and Walton

Pat Gormley	**Res**	**1,032**	**44.7**	**- 4.7**
Paul T. Nagle	LD	750	32.5	+13.0
Agnes T. Fuchs	Con	309	13.4	- 8.6
Susan S. Cope	Lab	220	9.5	+ 0.4

Oatlands and Burwood Park
Esher & Walton

***John P.A. Cope**	**Con**	**1,259**	**48.3**	**- 11.0**
Eva Ferlez	LD	1,130	43.3	+11.8
Angus Rendall	Lab	132	5.1	- 4.0
Clive G. Stevens	Grn	86	3.3	

Oxshott and Stoke D'Abergnon
Runnymede and Weybridge

***Alan C. Parker**	**Con**	**1,379**	**59.3**	**- 9.9**
Diane A. Leakey	LD	701	30.2	+ 5.3
Sarah E. Aylett	Lab	130	5.6	- 0.3
Nicholas D. Wood	UKIP	70	3.0	
Gaynor Van Der Hagen	Her	44	1.9	

Thames Ditton
Esher and Walton

***Alex Batchelor**	**Res**	**1,344**	**50.8**	**- 5.2**
Naomi J. Callan	LD	796	30.1	+13.3
Charlotte G. Keywood	Con	351	13.3	- 2.3
Richard Q. Lewis	Lab	153	5.8	+ 0.8

Walton Central
Esher & Walton

Stanley F.W. Luker	**LD**	**1,055**	**43.6**	**+25.4**
Andrew C. Kelly	WS	809	33.5	- 13.3
Rahul Verma	Con	419	17.3	- 10.5
Carolyn A. Gray	Lab	134	5.5	- 1.7

Walton North
Esher and Walton

Joshua N. Lambert	**LD**	**1,206**	**62.8**	**+38.2**
Chen Zhao	Con	484	25.2	- 13.3
Fatime Kamara	Lab	229	11.9	- 4.5

Walton South
Esher and Walton

Alistair W. Price	**LD**	**1,389**	**51.6**	**+11.3**
Aliscia A.R. Butler	Con	1,020	37.9	- 12.4
Edward Marcarian	Lab	150	5.6	- 3.0
Jane Miles	Grn	133	4.9	

Weybridge Riverside
Runnymede and Weybridge

***Judy Sarsby**	**LD**	**1,222**	**60.4**	**+10.5**
Freddie Tshiaba	Con	599	29.6	- 9.3
Helen C. Pilmer	Lab	202	10.0	- 1.2

Weybridge St George's Hill
Runnymede & Weybridge

***Peter M. Harman**	**Ind**	**1,275**	**53.0**	**+ 8.4**
Colin G. McFarlane	Con	705	29.3	- 11.8
Gary J. Dean	Lab	239	9.9	+ 0.3
Sophie M. Constant	Grn	185	7.7	

Summary of results: Elmbridge

	Year	Elec	%Poll	Con	Lab	LD	Grn	Ind	Other
Claygate	2024	5,621	45.7	20.1	2.8	33.5	3.7	39.9	
	2023	5,575	44.5	25.6	4.3	70.1			
	2022	5,495	48.4	28.9		64.3	6.7		
	2021	5,544	50.3	35.5	4.1	60.4			
Cobham and Downside	2024	6,501	34.0	45.8	5.1	40.3			8.8
	2023	6,515	39.2	43.1	4.6	49.2			3.1
	2022	6,451	37.9	47.5	4.5	48.0			
	2021	6,475	34.2	64.5	8.4	21.6			5.5
Esher	2024	6,578	36.2	35.6	4.5	13.5			46.5
	2023	6,586	38.6	39.0	9.7				51.3
	2022	6,667	41.3	38.5	7.5		8.2		45.8
	2021	6,676	41.2	36.2	5.0		6.3		52.4
Hersham Village	2024	6,767	40.6	44.2	6.5	49.3			
	2023	6,705	41.8	44.3	9.0	46.6			
	2022	6,616	37.7	44.3	10.5	45.1			
	2021	6,572	38.0	52.3	16.2	31.5			
Hinchley Wood and Weston Green	2024	6,845	39.8	15.5	4.3	17.2			63.0
	2023	6,433	40.3	14.8	3.2	20.0			61.9
	2022	6,346	41.1	13.3		22.6			64.1
	2021	6,427	45.1	19.9	3.5	17.4			59.2
Long Ditton	2024	5,319	40.7	22.3	8.2	69.5			
	2023	5,282	39.6	22.6	6.8	70.6			
	2022	5,268	46.1	26.5		73.5			
	2021	5,303	47.7	32.1	4.8	52.9			
Molesey East	2024	6,794	39.9	35.7	8.3	48.1	8.0		
	2023	6,744	43.0	21.2	4.4	42.6			31.7
	2022	6,693	46.3	36.4	3.0	36.2	3.8		20.6
	2021	6,790	43.3	30.6	6.4	19.0	8.4		35.7
Molesey West	2024	6,654	34.8	13.4	9.5	32.5			44.7
	2023	6,603	32.8	17.8	6.6	32.5			43.0
	2022	6,610	34.3	24.7	9.6	23.0			42.7
	2021	6,714	38.5	22.0	9.1	19.5			49.4
Oatlands and Burwood Park	2024	6,032	43.5	48.3	5.1	43.3	3.3		
	2023	5,997	42.1	51.3	6.2	40.3			2.2
	2022	5,944	39.6	50.1	7.2	42.7			
	2021	5,976	41.4	59.3	9.1	31.5			
Oxshott and Stoke D'Abernon	2024	6,820	34.2	59.3	5.6	30.2			4.9
	2023	6,696	38.9	60.5	2.7	34.6			2.3
	2022	6,675	39.6	56.4		43.6			
	2021	6,734	41.0	69.2	5.9	24.9			
Thames Ditton	2024	6,731	39.4	13.3	5.8	30.1			50.8
	2023	6,664	40.5	11.4	4.7	24.0			59.8
	2022	6,601	41.8	13.4		27.3			59.3
	2021	6,680	43.8	15.6	5.0	16.8	6.5		56.0
Walton Central	2024	6,264	38.8	17.3	5.5	43.6			33.5
	2023	6,184	42.2	19.6	5.3	39.5			35.6
	2022	6,120	39.6	26.4	7.1	24.4			42.2
	2021	6,231	40.0	27.8	7.2	18.2			46.8
Walton North	2024	6,081	32.0	25.2	11.9	62.8			
	2023	6,081	35.9	35.9	9.0	55.1			
	2022	6,035	37.6	34.9	9.4	55.7			
	2021	6,099	32.9	38.5	16.4	24.6		20.5	
Walton South	2024	6,974	38.9	37.9	5.6	51.6	4.9		
	2023	6,864	43.0	41.1	5.7	50.1			3.1
	2022	6,728	45.2	38.0	4.5	55.2			2.3
	2021	6,674	40.7	51.1	8.6	40.3			
Weybridge Riverside	2024	5,971	34.3	29.6	10.0	60.4			
	2023	5,930	35.1	36.5	10.6	52.9			
	2022	5,988	38.5	39.1	8.5	52.4			
	2021	6,044	41.1	38.9	11.2	49.9			
Weybridge St George's Hill	2024	6,506	37.1	29.3	9.9		7.8	53.0	
	2023	6,460	36.5	38.7	12.5			48.8	
	2022	6,368	39.9	51.5	12.6			35.9	
	2021	6,402	40.7	41.1	9.6			49.3	

Epping Forest boundary and council size changes

▼5	29	▲1	1	▲1	7	▼1	1	◆	13	▲1	3

Conservatives retain control - majority: 4 seats



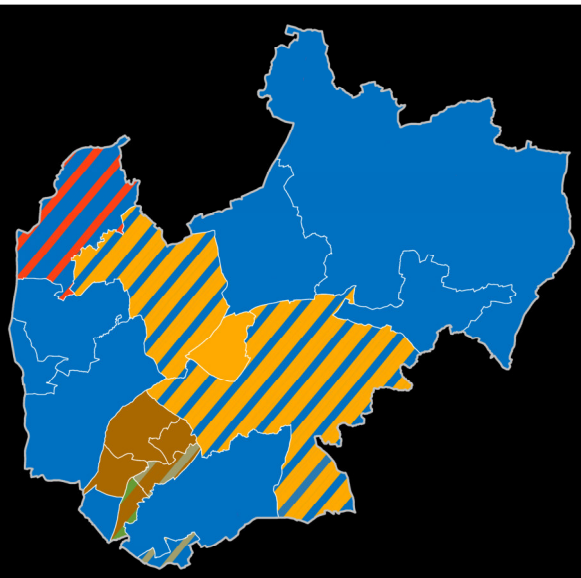

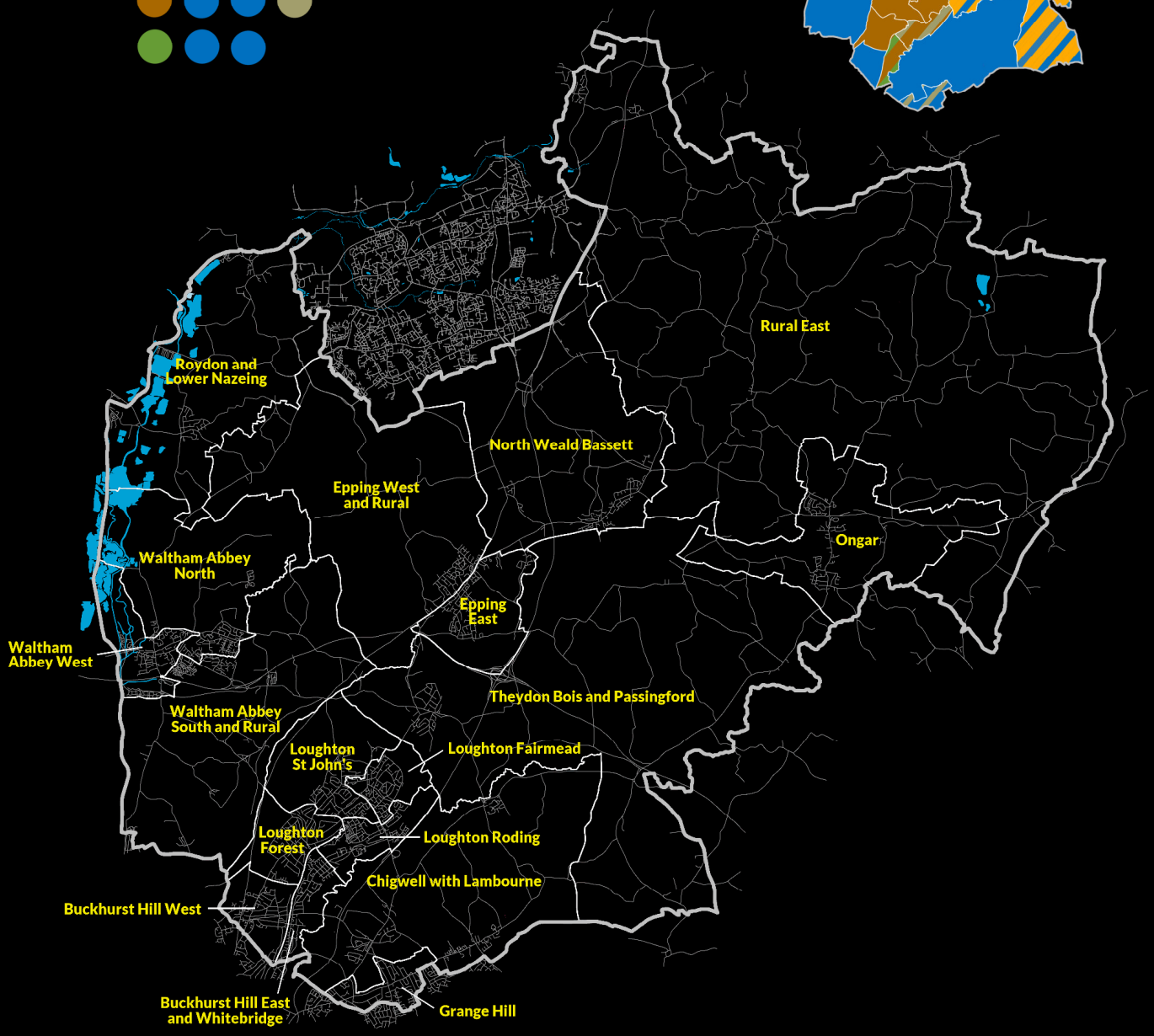

Electoral history of Epping Forest

	seats	%votes	seats	%votes	seats	%votes	seats	%votes	Total	Majority
2024	29	32.3	1	19.0	7	13.3	17	35.5	54	4
2023	34	38.6	0	15.7	6	17.9	18	27.8	18	10
2022	35	40.3	0	13.2	4	18.3	19	28.2	19	12
2021	36	46.8	0	12.7	3	12.1	19	28.4	19	15
2019	40	50.5	0	7.4	3	26.3	18	15.9	18	19
2018	40	40.7	0	10.7	2	16.3	18	32.3	19	20
2016	36	44.4	0	4.5	3	11.1	19	40.0	19	14
2015	38	60.9	0	9.2	3	12.4	17	17.4	18	18
2014	37	37.4	1	8.0	3	11.3	17	43.3	19	16
2012	39	43.7	1	14.2	4	13.2	14	28.8	19	20
2011	37	56.6	1	8.9	6	18.0	14	16.5	18	16
2010	37	44.4	1	3.9	7	26.8	13	25.0	19	16
2008	36	47.0	1	4.2	9	21.7	12	26.9	19	14
2007	32	57.0	1	4.9	11	24.9	14	13.2	18	6
2006	30	43.4	1	6.0	12	24.2	15	26.3	19	
2004	23	42.7	4	4.8	15	30.3	16	22.2	19	
2003	23	52.8	9	5.5	16	32.8	10	8.9	18	
2002	24	46.0	9	14.2	15	25.0	10	14.8	58	
2000	20	43.1	12	19.1	16	24.2	11	13.6	19	
1999	19	42.5	14	26.2	15	25.4	11	5.9	20	
1998	15	36.7	17	29.6	15	20.1	12	13.6	19	
1996	13	29.8	17	31.8	16	21.9	13	16.5	20	
1995	20	28.8	16	37.1	10	20.1	13	14.0	20	
1994	27	33.8	14	33.2	6	17.1	12	15.8	19	
1992	30	45.1	13	21.4	2	7.7	14	25.8	20	1
1991	31	36.4	13	30.2	2	15.6	13	17.7	20	3
1990	36	39.6	12	31.4	1	11.9	10	17.1	19	13
1988	37	48.1	10	29.4	2	10.7	10	11.8	20	15
1987	35	51.8	11	23.8	4	18.9	9	5.5	20	11
1986	34	40.7	12	28.8	4	19.3	9	11.2	19	9
1984	36	40.3	12	27.7	2	14.7	9	17.3	20	13
1983	39	46.5	13	27.5	0	16.3	7	9.8	20	19
1982	40	47.6	12	20.5	0	21.6	7	10.3	19	21
1980	43	51.8	12	37.3	0	6.7	4	4.2	20	27
1979	46	53.9	10	36.8	0	7.2	3	2.1	59	33
1976	56	61.5	1	30.2	0	6.8	2	1.5	59	53
1973	45	54.9	10	36.4	0	2.5	4	6.2	59	31

Ward history of Epping Forest

	Buckhurst Hill East	Buckhurst Hill West	Chigwell Village	Epping East	Epping West	Grange Hill	Loughton Fairmead	Loughton Forest	Loughton Roding	Loughton St John's	North Weald Bassett	Ongar	Roydon and Lower Nazeing	Rural East	Theydon Bois with Passingford	Waltham Abbey South	Waltham Abbey North	Waltham Abbey West
1973										8					2			5
1976										8					2			5
1979																		
1980																		
1982																		
1983																		
1984																		
1986																		
1987																		
1988																		
1990																		
1991																		
1992																		
1994																		
1995																		
1996																		
1998																		
1999																		
2000																		
2002																		
2003																		
2004																		
2006																		
2007																		
2008																		
2010																		
2011																		
2012																		
2014																		
2015																		
2016																		
2018																		
2019																		
2021																		
2022																		
2023																		
2024																		

Buckhurst Hill East and Whitebridge
Epping Forest

Rose Brookes	**Res**	**792**	**36.0**
Barbara Cohen	**Res**	**646**	**29.4**
Elizabeth Gabbett	**Grn**	**639**	**29.1**
Chris Kent	Res	617	28.1
Dewole Aradeon	Grn	596	27.1
Jane E. Bagshaw	Con	375	17.1
Alain J. Laviolette	Lab	369	16.8
Alexia Sparrow	Con	327	14.9
Marshall Vance	Con	320	14.6
Ben Brown	Ind	186	8.5

Buckhurst Hill West
Epping Forest

Bob Church	**Con**	**819**	**33.7**
***Ken Williamson**	**Con**	**800**	**32.9**
***Smruti Patel**	**Con**	**706**	**29.1**
Rebecca Fricker	Grn	581	23.9
Kathryn Radley	Grn	550	22.6
Tom Kasperkowicz	Lab	419	17.2
Lyubka Mihailova	Ind	340	14.0
Ishvinder S. Matharu	LD	330	13.6

Chigwell with Lambourne
28% Brentwood & Ongar, 72% Epping Forest

Crai J.J. McCann	**Con**	**1,164**	**60.1**
***Kaz Rizvi**	**Con**	**1,018**	**52.6**
***Darshan S. Sunger**	**Con**	**947**	**48.9**
Shahzaad Malik	Ind	457	23.6
Tony Casaluci	Lab	437	22.6

Epping East
Epping Forest

***Janet H. Whitehouse**	**LD**	**1,100**	**47.2**
***Jon Whitehouse**	**LD**	**1,020**	**43.7**
Edward M, Barnard	**LD**	**850**	**36.4**
*Cherry S. McCredie	Ind	599	25.7
Mari-Louise Whitbread	Con	501	21.5
James F. Abbott	Con	477	20.4
Ian Roberts	Con	467	20.0
Paul M. Thomas	Lab	262	11.2

Epping West and Rural
Epping Forest

Mandy George	**LD**	**945**	**43.3**
***Razia Sharif**	**LD**	**926**	**42.4**
***Holly Whitbread**	**Con**	**832**	**38.1**
Elaine F. Thatcher	LD	815	37.3
*Andy Green	Con	751	34.4
Peter J. Murray	Con	699	32.0
Nigel A.B. Avey	Ind	332	15.2
Sean Voitov	Lab	196	9.0

Grange Hill
Epping Forest

***Alan B. Lion**	**Con**	**791**	**40.7**
***Lisa Morgan**	**Ind**	**775**	**39.9**
Rashni C. Holden	**Con**	**702**	**36.1**
Osman Ali	Con	631	32.5
Debby Rye	Ind	592	30.4
Angela Ayre	Lab	456	23.5
Alana Aradeon	Ind	365	18.8
Steve Hume	LD	203	10.4

Loughton Fairmead
Epping Forest

***Louise Mead**	**Res**	**966**	**72.8**
Will Kauffman	**Res**	**761**	**57.3**
Arash Ardakani	**Res**	**688**	**51.8**
Gareth Rawlings	Lab	332	25.0
Alastair Smith	Lab	287	21.6
Bobby Nagpal	Con	213	16.0

Loughton Forest
Harlow

***Roger Baldwin**	**Res**	**1,220**	**59.6**
***Michael Owen**	**Res**	**1,171**	**57.2**
***Ian Allgood**	**Res**	**1,167**	**57.0**
Sarah K. Metcalfe	Con	361	17.6
Katharine J. Hawes	Con	354	17.3
Jan Ridding	Con	288	14.1
Tom Draper	Lab	279	13.6
Naomi E. Davies	LD	178	8.7
Scott F. Jones	TUSC	70	3.4

Loughton Roding
Epping Forest

***Stephen W. Murray**	**Ind**	**1,098**	**43.3**
Sheree Rackham	**Res**	**826**	**32.6**
***Chidi Nweke**	**Res**	**767**	**30.2**
Debbie Wild	Lab	327	12.9
Malachi Fontenelle	Ind	186	7.3
Tim Parry	Con	130	5.1

Loughton St John's
Epping Forest

***Chris Pond**	**Res**	**1,216**	**69.4**
***Howard Kauffman**	**Res**	**1,106**	**63.1**
Graham Wiskin	**Res**	**1,012**	**57.8**
Valerie Metcalfe	Con	366	20.9
Emma E. Roberts	Lab	274	15.6

North Weald Bassett
16% Brentwood and Ongar, 84% Harlow

Tom Bromwich	**Ind**	**889**	**49.0**
Nigel Bedford	**Con**	**604**	**33.3**
Les Burrows	**Con**	**540**	**29.8**
Les Mills	Con	472	26.0
Kevin R.C. Hind	Lab	392	21.6
Paul Stockton	Lab	382	21.1

Ongar
Brentwood and Ongar

Mary E. Dadd	**Con**	**911**	**63.8**
***Jaymey McIvor**	**Con**	**828**	**57.9**
***Paul S. Keska**	**Con**	**827**	**57.9**
Alison M. Wingfield	Lab	337	23.6
Alison E. Huish	Lab	332	23.2
Timothy White	Lab	296	20.7
Monica P. Richardson	LD	252	17.6

Roydon and Lower Nazeing
90% Epping Forest, 10% Harlow

***Richard D. Bassett**	**Con**	**883**	**60.3**
***Chris Whitbread**	**Con**	**715**	**48.8**
***Ronda Pugsley**	**Con**	**678**	**46.3**
Alex Kyriacou	Lab	470	32.1
Martin Harvey	UKIP	235	16.1

Rural East
50% Brentwood and Ongar, 50% Harlow

***Ray Balcombe**	**Con**	**817**	**35.3**
***Richard Morgan**	**Con**	**774**	**33.5**
***Ian D. Hadley**	**Con**	**737**	**31.9**
Lesley V. Paine	LD	697	30.1
Bijal Pattani	LD	465	20.1
Ann S. Huish	Lab	405	17.5
Peter J. Bell	Ref	324	14.0
Robin C.W. Tilbrook	ED	227	9.8

Theydon Bois with Passingford
37% Brentwood & Ongar, 73% Epping Forest

***Clive E. Amos**	**LD**	**949**	**51.2**
Tippy Cornish	**LD**	**882**	**47.6**
Sue Jones	**Con**	**698**	**37.7**
Richard M. Griffiths	LD	695	37.5
*Heather Brady	Con	647	34.9
*John M. Philip	Con	581	31.4
Christine J. Burgess	Ind	212	11.4
Louis Turchin	Ind	211	11.4
Christine P. Mortimer	Lab	157	8.5

Waltham Abbey North
Epping Forest

Martin V. Morris	**Lab**	**520**	**36.0**
***Jeane Lea**	**Con**	**483**	**33.4**
***David Stocker**	**Con**	**447**	**31.0**
Fraser J.M. Scott	Con	417	28.9
Julian P. Leppert	BDem	323	22.4
Adeline Walsh	TUSC	152	10.5

Waltham Abbey South and Rural
Epping Forest

***Stephen J. Heather**	**Con**	**715**	**60.9**
***Maria Markham**	**Con**	**676**	**57.6**
***Tim Matthews**	**Con**	**622**	**53.0**
Simon K. Harris	Lab	503	42.8

Waltham Abbey West
Epping Forest

***Joseph Parsons**	**Con**	**663**	**57.2**
***Jodie H.M. Lucas**	**Con**	**618**	**53.4**
***Shane P. Yerrell**	**Con**	**598**	**51.6**
Bob Greyson	Lab	532	45.9

Summary of results: Epping Forest

	Year	Elec	%Poll	Con	Lab	LD	Grn	Ind	Other
Buckhurst Hill East and Whitebridge	2024	5,796	32.9	15.5	16.8		28.1	8.5	31.2
Buckhurst Hill East	2022	3,481	31.5	26.8	10.9		62.3		
	2021	3,547	40.4	37.2	8.3		54.5		
Buckhurst Hill West	2024	5,198	33.9	31.9	17.2	13.6	23.3		
	2023	5,226	31.6	44.4	16.6	11.6	8.9	16.6	1.9
	2022	5,288	32.9	58.5		32.8			8.7
	2021	5,319	40.1	58.3	11.3	9.5	16.7		4.2
Chigwell with Lambourne	2024	5,645	32.3	53.8	22.6			23.6	
Chigwell Village	2022	3,426	32.6	49.4		10.2	7.7	32.7	
	2021	3,448	33.4	70.5	16.3		13.2		
Epping East	2024	5,521	36.7	20.6	11.2	42.4		25.7	
Epping Hemnall	2023	4,852	35.5	26.4	7.6	65.9			
	2022	4,888	37.6	28.4	8.8	62.8			
	2021	4,951	43.0	32.5	6.7	60.8			
Epping West and Rural	2024	5,130	34.0	34.8	9.0	41.0		15.2	
Epping Lindsey and Thornwood Common	2023	5,284	37.0	39.0	6.2	54.7			
	2022	5,265	37.7	47.2	9.6	43.2			
	2021	5,360	42.5	58.6	10.3	31.1			
Grange Hill	2024	6,142	30.6	36.4	23.5	10.4		29.7	
	2023	5,143	21.4	34.3	22.0		5.4	38.3	
	2022	5,190	25.4	61.4	38.6				
	2021	5,221	29.6	58.3	20.4	8.6	12.8		
Loughton Fairmead	2024	5,472	23.9	16.0	23.3				60.6
	2022	3,164	26.9	1.0	21.0				68.6
	2021	3,268	27.8	17.1	19.5				63.4
Loughton Forest	2024	5,295	34.6	16.3	13.6	8.7			61.3
	2022	3,332	36.1	27.9	9.8				62.3
	2021	3,387	39.9	34.6	9.5				56.2
Loughton Roding	2024	5,446	27.2	5.1	12.9			50.6	31.4
	2022	3,567	33.3	7.0	9.8			83.2	
	2021	3,616	35.8	19.9	12.7				67.4
Loughton St John's	2024	5,363	30.3	20.9	15.6				63.4
	2022	3,411	34.3	19.1	13.7				67.2
	2021	3,463	38.7	22.3	9.9				67.8
North Weald Bassett	2024	4,981	30.5	29.7	21.4			49.0	
	2023	3,603	24.8	57.9	25.2	16.9			
	2022	3,643	27.8	63.4	19.4	17.3			
Ongar	2024	5,742	26.6	59.9	22.5	17.6			
Chipping Ongar, Greensted and Marden Ash	2023	3,380	26.7	57.6	18.6	17.4			6.3
	2022	3,376	28.4	58.9	15.7	15.1			10.2
Roydon and Lower Nazeing	2024	5,460	25.5	51.8	32.1				16.1
Roydon	2023	1,724	28.2	64.9	35.1				
Rural East	2024	6.249	30.0	33.6	17.5	25.1			23.8
Hastingwood, Matching & Sheering Village	2023	1,965	28.8	67.2	21.8	11.0			
Theydon Bois with Passingford	2024	5,175	36.3	34.7	8.5	45.4		11.4	
Theydon Bois	2022	3,229	40.0	49.5		50.5			
	2021	3,294	45.2	59.6	5.7	34.7			
Waltham Abbey North	2024	5,371	23.6	31.1	36.0				32.9
Waltham Abbey North East	2023	3,125	24.3	56.5	27.6	15.9			
	2021	3,179	30.6	63.8	18.8	2.3	10.7		4.5
Waltham Abbey South and Rural	2024	5,347	23.6	57.2	42.8				
Waltham Abbey Honey Lane	2023	4,435	20.5	54.4	41.0				4.7
	2022	4,465	23.7	58.9	34.9				6.1
	2021	4,591	29.2	45.4	19.2		17.2		18.2
Waltham Abbey West	2024	5,550	23.4	54.1	45.9				
Waltham Abbey South West	2023	3,297	18.3	52.3	22.3	5.4	18.1		2.0
	2021	3,342	25.0	69.1	19.8		5.2		5.8

Exeter

1 ▼1	3	8 ▼2	24	1 ▲1	4	2 ▲1	7	1 ▲1	1

Labour retain control - majority: 9 seats

Electoral history of Exeter

	Seats	%votes	seats	%votes	seats	%votes	seats	%votes	Total	Majority	
2024	3	17.8	24	39.1	4	9.1	8	33.9	13	9	●
2023	4	19.7	26	44.0	3	12.2	6	24.1	13	11	●
2022	5	23.6	25	43.4	2	11.0	7	22.0	13	11	●
2021	6	30.0	28	43.4	2	8.7	3	17.8	13	17	●
2019	6	26.8	29	36.5	2	8.5	2	28.2	13	19	●
2018	9	32.6	30	47.3	1	9.3	0	10.9	13	21	●
2016	8	25.5	30	41.1	1	13.1	0	20.2	39	21	●
2015	10	33.1	29	36.4	1	10.5	0	19.6	13	18	●
2014	10	24.9	27	37.8	3	10.4	0	26.8	13	14	●
2012	11	26.5	24	44.1	5	14.0	0	15.4	14	8	●
2011	11	32.3	19	38.4	9	15.3	1	14.0	13		
2008	12	34.5	11	27.7	13	26.9	4	11.0	14		
2007	10	30.0	14	27.3	12	26.9	4	15.7	13		
2006	8	31.1	16	30.3	12	24.5	4	14.1	13		
2004	5	29.3	19	29.4	12	27.1	4	14.2	14		
2003	6	26.5	20	32.2	10	24.3	4	16.8	13		
2002	6	24.3	22	39.6	8	21.9	4	14.2	13	4	●
2000	6	27.7	22	33.4	8	25.0	4	14.0	40	4	●
1999	3	35.5	22	44.3	8	21.1	3	13.4	12	4	●
1998	3	29.1	22	41.1	8	20.2	3	9.6	12	4	●
1996	2	24.6	24	44.8	7	22.5	3	8.0	12	12	●
1995	9	17.9	19	52.0	6	21.2	2	9.0	12	2	●
1994	12	20.6	16	40.9	6	29.6	2	8.9	12		
1992	14	40.4	16	31.9	5	22.1	1	5.6	12		
1991	11	32.3	18	35.8	6	18.8	1	13.1	12		
1990	13	26.8	15	43.4	7	13.1	1	16.7	12		
1988	15	38.6	13	30.4	7	19.5	1	11.5	12		
1987	15	36.9	13	27.2	7	31.1	1	4.9	12		
1986	14	35.4	15	35.3	6	26.0	1	3.3	12		
1984	16	43.0	14	26.9	5	28.5	1	1.6	12		
1983	21	41.3	10	29.5	4	23.3	1	6.0	36	6	●
1979	22	41.4	8	31.1	2	19.8	2	7.7	34	10	●
1976	24	48.7	9	31.3	1	20.1	0	0.0	34	14	●
1973	14	32.6	13	37.4	6	26.1	1	3.9	34		

Ward history of Exeter

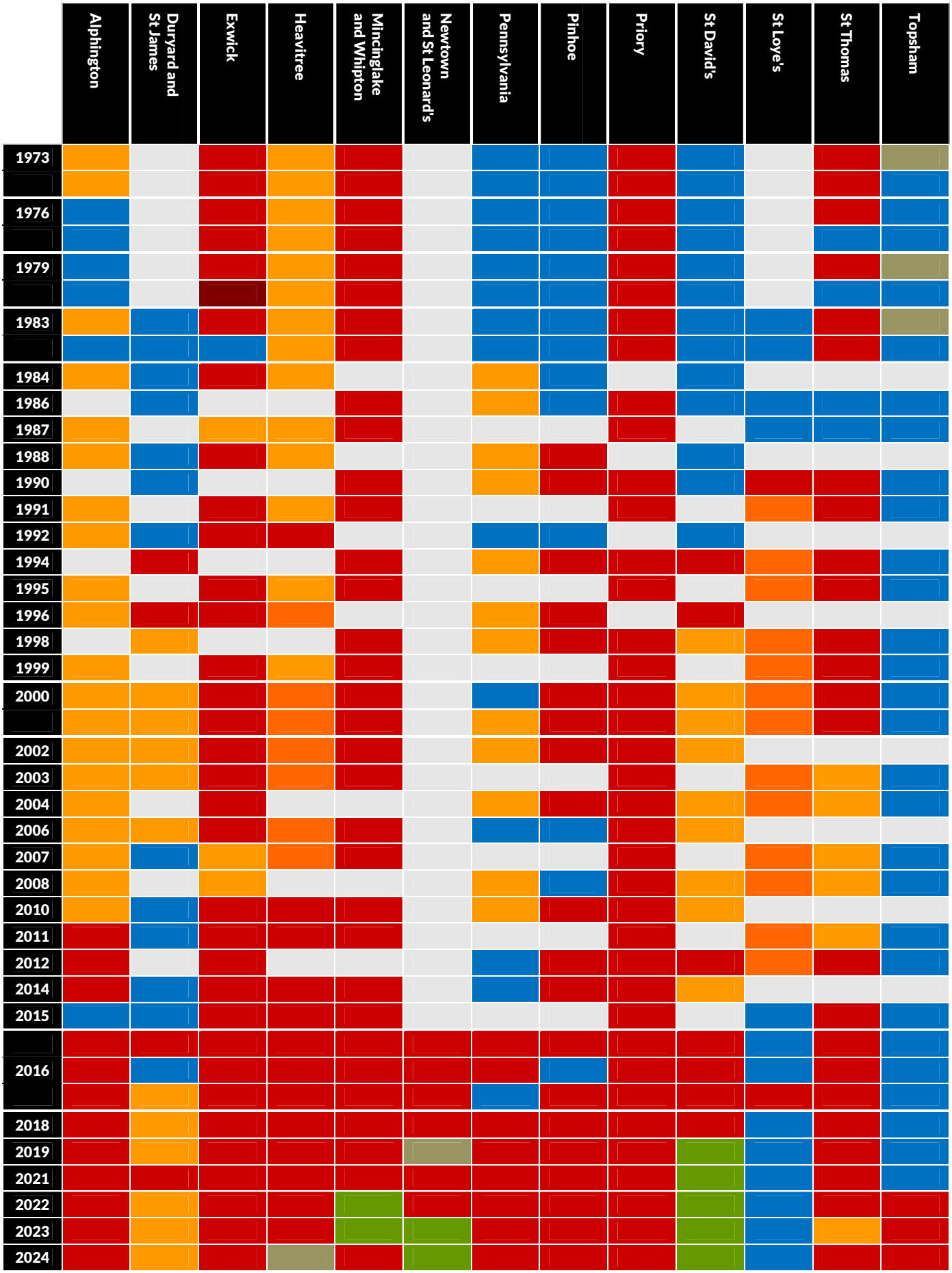

Alphington
Exeter

Rob Hardin	**Lab**	**997**	**49.4**	**+ 5.9**
Katherine H.J. New	Con	606	30.0	- 10.0
Benn E. Harrison	Grn	289	14.3	+ 5.0
Mark J. Harreld	Ind	125	6.2	

Duryard and St James
Exeter

Tammy C. Palmer	**LD**	**891**	**45.4**	**+13.1**
Tony Bascott	Lab	619	31.5	- 8.3
Martha S. Lee	Grn	270	13.7	
Rory F. More O'Ferrall	Con	184	9.4	- 10.8

Exwick
Exeter

***Philip M. Bialyk**	**Lab**	**1,060**	**51.2**	**+ 0.6**
Frankie Rufolo	Ind	371	13.7	
Kayleigh M. Luscombe	Con	256	12.4	- 18.9
Eric S. Helianthus	Grn	252	12.2	- 1.7
Charles A. Curnock	LD	130	6.3	+ 2.1

Heavitree
Exeter

Lucy Haigh	**Ind**	**1,171**	**40.4**	
Jack Eade	Grn	948	32.7	- 5.8
Dave Mutton	Lab	705	24.3	- 14.7
Rod Ruffle	LD	76	2.6	

Mincinglake and Whipton
Exeter

Liz Pole	**Lab**	**842**	**38.5**	**- 7.9**
Clive A. Hutchings	Ind	775	35.4	
Oscar H. Brown	Con	290	23.8	- 6.1
Alex Stephan	Grn	169	12.3	- 4.5
Michael G. Payne	LD	111	5.1	- 1.9

Newtown and St Leonard's
Exeter

Lynn S. Wetenhall	**Grn**	**1,215**	**48.8**	**+ 8.1**
Julian E. Cabrera	Lab	941	37.8	- 6.9
Keith A. Sparkes	Con	211	8.5	- 6.1
Paul Simmonds	Ind	122	4.9	

Pennsylvania
Exeter

Zoe J. Hughes	**Lab**	**1,106**	**38.8**	**- 13.3**
Jack D. Vickers	Grn	878	30.8	
Jack Hunt	Con	390	13.7	- 14.5
Victoria Jarman	Ind	297	10.4	
Nigel D. Williams	LD	177	6.2	- 13.5

Pinhoe
Exeter East and Exmouth

Jakir Hussain	**Lab**	**1,019**	**41.9**	**- 7.1**
David J. Thompson	Con	580	23.8	- 12.8
Susan Symonds	Ind	314	12.9	
Kate Jago	Grn	300	12.3	+ 3.4
Christine A. Campion	LD	220	9.0	+ 3.5

Priory
Exeter

Tony Wardle	**Lab**	**888**	**42.0**	**- 8.1**
Tal Abdulrazaq	Ind	442	20.9	
David Luscombe	Con	344	16.3	- 16.9
Heather U. Mullett	Grn	233	11.0	- 1.2
Philip A. Thomas	LD	209	9.9	+ 5.4

St David's
Exeter

James J. Banyard	**Grn**	**1,187**	**51.0**	**+ 5.6**
Ellen M. Stuart	Lab	785	33.7	- 4.1
Rob Newby	Con	248	10.7	- 6.1
Harry Wright	LD	107	4.6	

St Loye's
Exeter East and Exmouth

***Anne M. Jobson**	**Con**	**1,220**	**48.6**	**+ 2.0**
Jack Bonetta	Lab	914	36.4	- 1.5
Deb Hancock	Grn	211	8.4	- 1.3
Timothy R. Butters	LD	167	6.6	+ 2.1

St Thomas
Exeter

Deborah C. Darling	**Lab**	**1,058**	**38.3**	**- 8.5**
Alexandra Newcombe	LD	771	27.9	+ 5.8
*Rob Hannaford	Ind	464	16.8	
Andy Bragg	Grn	299	10.8	
Ashley Carr	Con	167	6.1	- 14.4

Topsham
Exeter East and Exmouth

Gemma L. Rolstone	**Lab**	**1,339**	**45.1**	**+16.6**
Cynthia Thompson	Con	1,094	36.8	- 14.8
Sarah J. Finch	Grn	322	10.8	- 1.4
Alan Williamson	LD	217	7.3	- 0.4

Summary of results: Exeter

	Year	Elec	%Poll	Con	Lab	LD	Grn	Ind	Other
Alphington	2024	6,363	34.2	30.0	49.4		14.3	6.2	
	2023	6,349	36.2	28.4	51.7	6.5	13.3		
	2022	6,374	37.4	30.6	50.0	8.3	11.1		
	2021	6,499	41.3	40.0	43.5	7.2	9.3		
Duryard and St James	2024	7,269	27.3	9.4	31.5	45.4	13.7		
	2023	6,727	33.1	9.6	35.6	42.3	12.5		
	2022	7,359	31.7	14.3	34.0	42.7	9.0		
	2021	7,645	32.5	20.2	39.8	32.3			7.6
Exwick	2024	7,280	28.5	12.4	51.2	6.3	12.2	17.9	
	2023	7,173	29.8	15.7	53.9	5.5	12.6	12.4	
	2022	7,255	31.6	17.0	54.6	7.0	13.7		7.7
	2021	7,307	35.0	31.3	50.6	4.2	13.9		
Heavitree	2024	6,691	48.8		24.3	2.6	32.7	40.4	
	2023	6,732	44.8	9.2	33.9	3.3	43.5	10.0	
	2022	6,796	47.4	13.0	37.6	4.8	44.6		
	2021	6,927	46.7	22.5	39.0		38.5		
Mincinglake and Whipton	2024	6,514	33.7	13.3	38.5	5.1	7.7	35.4	
	2023	6,536	29.7	18.3	61.9	9.6	10.3		
	2022	6,602	30.7	22.1	61.8	5.8	10.4		
	2021	6,713	34.4	29.9	46.4	7.0	16.8		
Newtown and St Leonard's	2024	6,630	39.1	8.5	37.8		48.8	4.9	
	2023	6,584	41.6	7.8	38.0	3.8	50.4		
	2022	6,930	41.5	9.4	46.3	3.6	40.6		
	2021	7,422	42.2	14.6	44.7		40.7		
Pennsylvania	2024	7,224	39.6	13.7	38.8	6.2	30.8	10.4	
	2023	7,258	37.4	15.7	44.3	7.4	32.7		
	2022	7,523	38.7	18.3	48.0	12.3	21.3		
	2021	7,858	40.8	28.2	52.1	19.7			
Pinhoe	2024	7,551	32.4	23.8	41.9	9.0	12.3	12.9	
	2023	7,317	33.5	31.9	51.3	7.5	9.3		
	2022	6,972	35.9	35.5	51.5	5.7	7.3		
	2021	6,701	40.1	36.6	49.0	5.5	8.9		
Priory	2024	6,577	32.3	16.3	42.0	9.9	11.0	20.9	
	2023	6,543	31.5	22.9	51.9	11.6	13.6		
	2022	6,634	34.9	28.7	49.3	9.1	12.9		
	2021	6.639	37.7	33.2	50.1	4.5	12.2		
St David's	2024	7,039	33.3	10.7	33.7	4.6	51.0		
	2023	6,977	34.4	9.6	31.5	3.6	55.3		
	2022	7,218	36.4	12.6	35.2	4.4	47.9		
	2021	7,555	37.5	16.8	37.8		45.4		
St Loye's	2024	6,915	36.7	48.6	36.4	6.6	8.4		
	2023	6,939	35.6	45.8	39.8	6.7	7.7		
	2022	6,945	34.7	49.7	36.7		13.6		
	2021	7,006	38.0	46.6	37.9	4.5	9.7		1.2
St Thomas	2024	7,262	38.1	6.1	38.3	27.9	10.8	16.8	
	2023	7,274	38.1	6.1	40.2	44.1	7.6		2.1
	2022	7,342	37.4	11.4	38.4	36.8	8.5	4.1	
	2021	7,420	40.7	20.5	46.8	22.1		7.7	2.9
Topsham	2024	8,022	37.3	36.8	45.1	7.3	10.8		
	2023	7,896	38.0	36.8	46.8	7.7	8.7		
	2022	7,621	39.3	38.6	47.3		12.9		1.2
	2021	7,441	42.9	51.6	28.5	7.7	12.2		

Fareham boundary changes

▼1	24	▲1	1	▲1	6	◆	0	◆	1

Conservatives retain control - majority: 16 seats

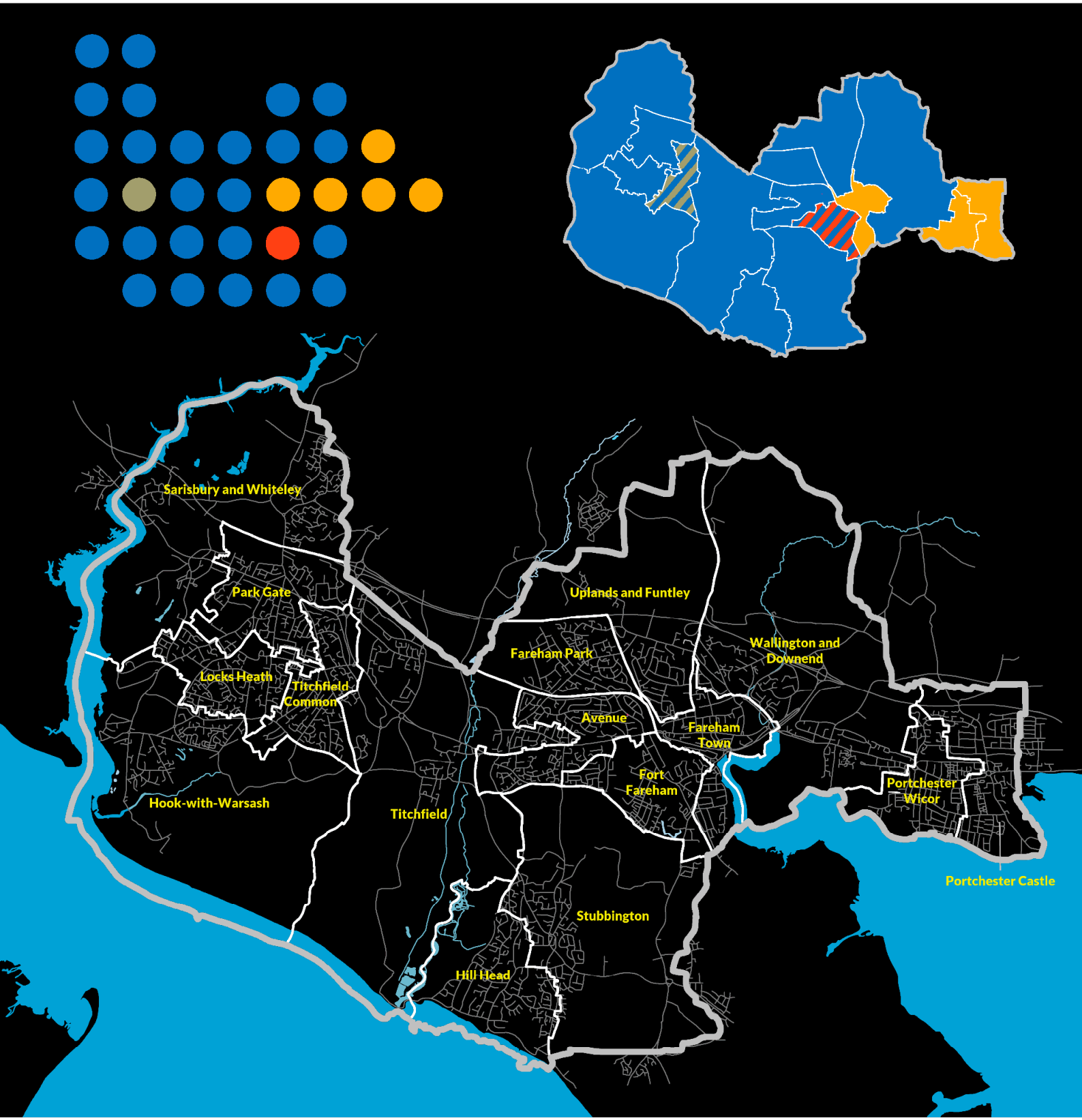

Electoral history of Fareham

	seats	%votes	seats	%votes	seats	%votes	seats	%votes	Total	Majority	
2024	24	42.2	1	17.8	6	27.4	1	12.6	32	16	●
2022	25	45.6	0	13.4	5	25.6	1	15.4	15	19	●
2021	25	53.8	0	12.6	5	23.1	1	10.6	15	19	●
2018	24	56.7	0	13.0	5	25.4	2	4.9	16	17	●
2016	23	53.3	0	13.0	4	22.0	3	11.8	15	16	●
2014	24	47.0	0	10.3	4	20.7	3	22.0	15	17	●
2012	24	52.8	0	14.6	6	25.3	1	7.3	15	17	●
2010	22	50.3	0	10.0	9	37.1	0	2.6	15	13	●
2008	22	60.8	0	6.8	9	27.2	0	5.2	14	13	●
2006	22	54.3	0	8.0	9	34.4	0	3.3	15	13	●
2004	22	55.4	0	11.1	9	32.8	0	0.6	15	13	●
2002	17	48.5	0	14.3	14	36.9	0	0.3	31	3	●
2000	29	57.7	2	15.2	11	27.1	0	0.0	14	16	●
1999	23	45.7	5	20.0	14	34.3	0	0.0	14	4	●
1998	14	42.1	8	19.8	16	32.6	4	5.5	14		
1996	10	38.5	8	24.4	21	36.3	3	0.8	14		
1995	11	35.7	5	26.8	19	34.2	7	3.4	14		
1994	14	32.5	2	17.0	16	48.0	10	2.4	14		
1992	30	55.0	4	9.3	8	29.0	0	6.7	14	18	●
1991	23	46.8	4	16.8	10	33.3	5	3.1	14	4	●
1990	26	38.0	4	25.1	10	29.8	2	7.0	14	10	●
1988	26	51.0	0	11.9	11	31.0	5	6.1	14	10	●
1987	23	48.9	0	7.8	16	38.8	5	4.5	14	2	●
1986	21	42.7	0	10.6	16	42.0	5	4.6	14		
1984	26	41.7	1	13.0	11	36.4	4	9.0	14	10	●
1983	27	47.4	3	12.1	8	29.1	4	11.4	14	12	●
1982	27	46.2	5	11.8	6	36.5	4	5.5	14	12	●
1980	30	47.9	7	28.2	1	12.2	4	11.7	14	18	●
1979	32	51.3	4	21.6	1	20.4	5	6.7	14	22	●
1978	31	62.2	3	25.7	1	5.4	7	6.6	14	20	●
1976	24	39.7	2	16.2	1	12.7	15	31.5	42	6	●
1973	16	35.3	2	17.1	5	18.0	13	29.7	36		

Ward history of Fareham

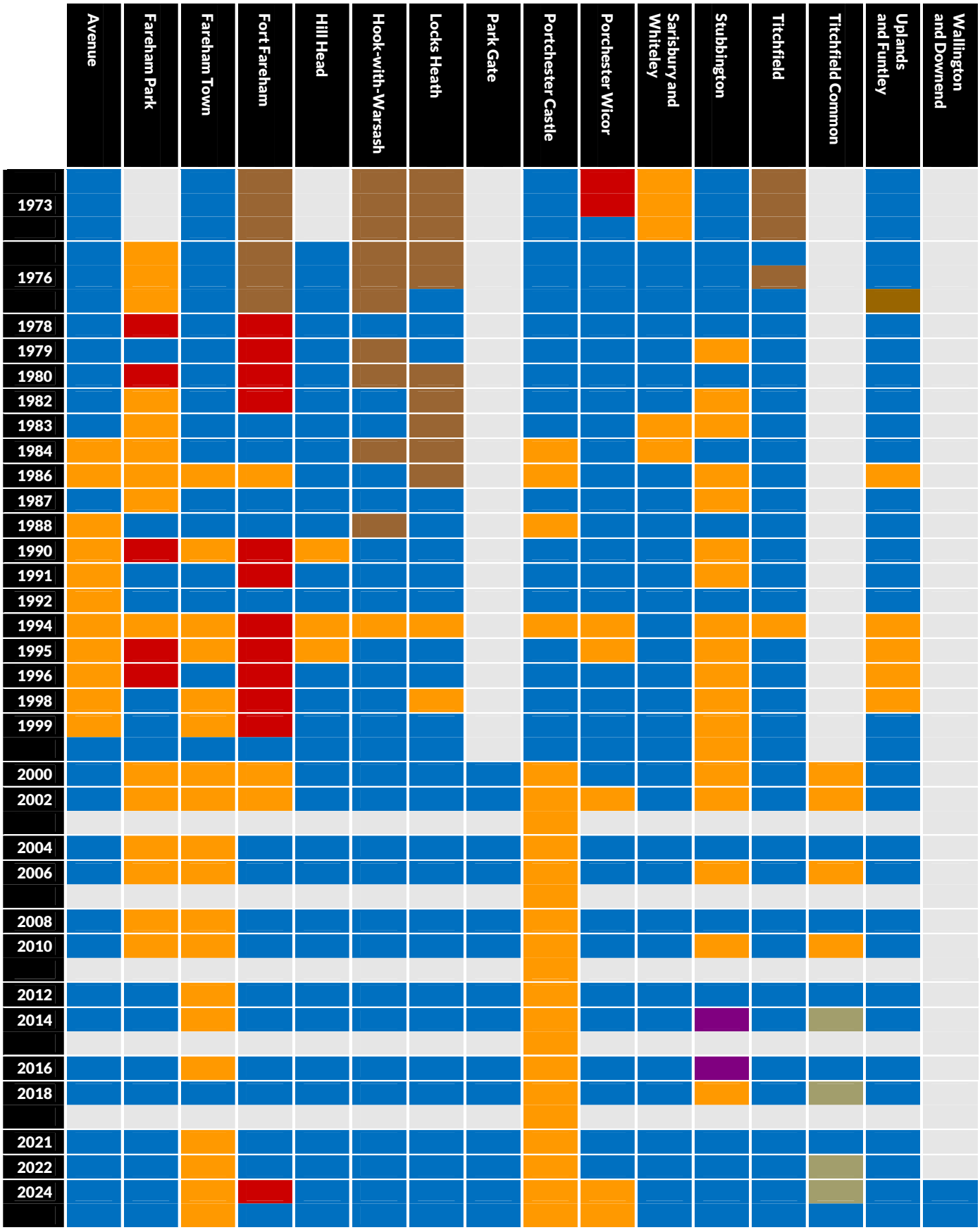

Avenue
77% Fareham & Waterlooville, 23% Hamble Valley

Tina L. Ellis	**Con**	**1,310**	**55.5**
Roger N. Bird	**Con**	**1,114**	**47.2**
James M. Webb	Lab	451	19.1
Peter J. Davies	LD	418	17.7
Sue Flewitt	LD	395	16.7
Baz Marie	Grn	292	12.4

Antededent: Fareham West

Fareham Park
Fareham and Waterlooville

Fred Birkett	**Con**	**689**	**44.0**
Lisa M. Birkett	**Con**	**669**	**42.7**
Carina L. Smith	Lab	474	30.3
Andrew P. Mooney	Lab	461	29.4
Kerry Stubbs	LD	440	28.1
Ben Foster	LD	398	25.4

Antededent: Fareham North West

Fareham Town
Fareham and Waterlooville

Lisa J. Whittle	**LD**	**810**	**51.2**
Kirsten Wiltshire	**LD**	**763**	**48.2**
Melojane Herbert	Con	384	24.3
Julie E. Bird	Con	367	23.2
Abbie Eales	Lab	278	17.6
Lee Woods	Lab	229	14.5
John Vivian	Grn	166	10.5

Antededent: Fareham East

Fort Fareham
Fareham and Waterlooville

Gemma Furnivall	**Lab**	**751**	**38.3**
Stephen P. Ingram	**Con**	**637**	**32.5**
James A. Fellows	Lab	632	32.2
Freya R.S. North	Con	601	30.6
Nick Lyle	Grn	230	11.7
Nick Gregory	Ind	214	10.9
John A. Tilley	LD	213	10.9
Sharon M. Hughes	Ind	205	10.4

Antededent: Fareham South

Hill Head
Gosport

Kay Munday	**Con**	**1,167**	**49.3**
Steve Dugan	**Con**	**1,124**	**47.4**
Lynne Murray	Lab	743	31.4
David A. Rodgers	Lab	569	24.0
Max Zambo	LD	353	14.9
Gerry Drabble	Ref	227	9.6
Owen D. Drabble	Ref	202	8.5

Antededent: Hill Head

Hook-with-Warsash
Hamble Valley

Mike Ford	**Con**	**1,146**	**60.4**
***Frair L. Burgess**	**Con**	**1,077**	**56.7**
Jon Sacker	LD	400	21.1
Antony J. Ferraro	Lab	322	17.0
Lewis S.C. Hall	Grn	277	14.6
Dominic L.Y. Wong	LD	171	9.0
Tom Newman	Grn	82	4.3

Antededent: Warsash

Locks Heath
Hamble Valley

***Susan M. Bayford**	**Con**	**1,150**	**49.8**
Malcolm R. Daniells	**Con**	**981**	**42.4**
Sue Hardie	LD	587	25.4
Alexander C. Reed	Lab	442	19.1
Dave Leonard	LD	419	18.1
Anne-Marie Burdfield	Grn	301	13.0

Antededent: Locks Heath

Park Gate
Hamble Valley

Ian J. Bastable	**Con**	**957**	**46.2**
Simon D. Martin	**Con**	**948**	**45.7**
Graham S. Everdell	LD	921	44.4
Gayathri Sathyanath	LD	635	30.6
Verden A. Meldrum	Lab	343	16.5

Antededent: Park Gate

Portchester Castle
Fareham and Waterlooville

***Chrissie Bainbridge**	**LD**	**1,117**	**54.1**
David P. Wiltshire	**LD**	**1,007**	**48.8**
Susan M. Walker	Con	694	33.6
Nicholas J. walker	Con	684	33.1
Tania M. Almond	Lab	320	15.5
Richard E. Ryan	Lab	308	14.9

Antededent: Portchester East

Portchester Wicor
Fareham and Waterlooville

Paul M. Nother	**LD**	**926**	**56.1**
Paul W. Whittle	**LD**	**835**	**50.6**
Tom P. Davies	Con	553	33.5
Claire Turner	Con	548	33.2
Dominic S. Martin	Lab	251	15.2
Adriano Maluf	Lab	187	11.3

Antededent: Portchester West

Sarisbury and Whiteley
Hamble Valley

Joanne Burton	**Con**	**1,178**	**58.0**
David G. Foot	**Con**	**1,036**	**51.0**
John Hughes	LD	1,002	49.4
Michael E. Targ	LD	843	41.5

Antededent: Sarisbury

Stubbington
99% Gosport, 1% Hamble Valley

Pal K. Hayre	**Con**	**1,140**	**54.0**
***Jacquie Needham**	**Con**	**860**	**40.7**
Alex Burns	LD	462	21.9
Joseph A. Adamson	Lab	424	20.1
Ivan L. Gray	Lab	379	17.9
Jimmy Roberts	Ref	270	12.8
Keith A. Barton	Ref	226	10.7

Antededent: Stubbington

Titchfield
Hamble Valley

***Connie Hockley**	**Con**	**878**	**44.0**
Tiffany G. Harper	**Con**	**828**	**41.5**
Michael A. Prior	Lab	442	22.2
Chris Milburn	Ind	425	21.3
Rebecca J. Longley	Grn	336	16.8
Kevin Fraser	Ind	302	15.1

Antededent: Titchfield

Titchfield Common
Hamble Valley

Jack Englefield	**Ind**	**1,255**	**55.9**
Andrew M.J. Murphy	**Con**	**904**	**40.2**
Sarah Pankhurst	Ind	677	30.1
James W. Carr	Lab	376	16.7

Antededent: Titchfield Common

Uplands and Funtley
Fareham and Waterlooville

Pamela M. Bryant	**Con**	**657**	**42.4**
Louise E. Clubley	**Con**	**619**	**40.0**
Jeanne Wigmore	LD	584	37.7
Hazel M. Croft-Phillips	LD	540	34.9
Trevor J. Kettle	Lab	192	12.4
David B. Harrison	Grn	159	10.3
Dilys C.A. Harrison	Grn	154	9.9

Antededent: Fareham North

Wallington and Downend
Fareham and Waterlooville

David Hamilton	**LD**	**1,024**	**48.4**
Alison West	**LD**	**939**	**44.4**
Harry P. Davis	Con	815	38.5
Manny Martins	Con	772	36.5
Leslie C. Ricketts	Lab	208	9.8
Dawn Rowlatt	Grn	136	6.4
Lydia M. Brown	Grn	128	6.1

No antededent

Summary of results: Fareham

	Year	Elec	%Poll	Con	Lab	LD	Grn	Ind	Others
Avenue	2024	6,243	36.6	51.3	19.1	17.2	12.4		
Fareham West	2022	5,418	42.5	53.9	12.0	16.7	5.5	10.0	1.9
	2021	5,394	44.0	67.0	9.7	13.3	6.4		3.7
Fareham Park	2024	5,782	29.3	43.3	29.9	26.8			
Fareham North West	2022	5,503	31.5	44.4	14.5	24.1		17.0	
	2021	5,609	32.2	55.9	16.9	10.0		17.1	
Fareham Town	2024	5,119	31.8	23.7	16.1	49.7	10.5		
Fareham East	2022	5,927	41.8	39.5	11.1	43.3	6.1		
	2021	6,010	42.7	37.2	11.6	47.1		4.1	
Fort Fareham	2024	5,871	31.8	31.5	35.3	10.9	11.7	10.6	
Fareham South	2022	5,444	30.7	36.5	29.1	14.2	6.8	13.5	
	2021	5,533	31.8	46.0	20.7	11.1	8.6	13.6	
Hill Head	2024	5,796	41.2	48.4	27.7	14.9			9.0
	2022	6,025	44.0	46.0	15.9	33.4			4.7
	2021	5,888	49.4	59.5	10.1	24.6		5.9	
Hook-with-Warsash	2024	5,087	37.7	58.5	17.0	15.1	9.4		
Warsash	2022	5,494	42.9	61.5	13.4	16.3		8.9	
	2021	5,530	44.1	72.4	12.9	14.7			
Locks Heath	2024	6,161	35.9	46.1	19.1	21.8	13.0		
	2022	5,653	42.1	52.3	11.1	9.8		26.8	
	2021	5,556	42.1	69.4	16.9	13.7			
Park Gate	2024	6,112	34.1	45.9	16.5	37.5			
	2022	7,073	33.1	47.7	19.2	15.8	9.0	8.2	
	2021	7,162	35.9	56.7	15.6	14.4		10.9	2.5
Portchester Castle	2024	6,133	36.1	33.4	15.2	51.4			
Portchester East	2022	8,866	38.7	34.6	10.6	50.5		4.3	
	2021	8,833	40.4	40.1	11.4	44.4		4.1	
Portchester Wicor	2024	5,234	34.6	33.4	13.2	53.4			
Portchester West	2022	8,866	38.7	38.9	15.5	37.9	3.7	4.0	
	2021	5,632	40.1	54.2	10.5	35.3			
Sarisbury and Whiteley	2024	6,072	36.7	54.5		45.5			
Sarisbury	2022	5,873	38.7	61.3	15.2	23.5			
	2021	6,086	41.7	72.5	11.6	15.9			
Stubbington	2024	5,462	0.2	47.3	19.0	21.9			11.8
	2022	5,474	43.9	43.2	8.9	38.4		9.5	
	2021	5,437	48.8	54.6	7.4	31.5		6.5	
Titchfield	2024	5,665	32.8	43.8	22.2		16.8	18.2	
	2022	5,878	38.4	53.5	13.2	18.8		14.5	
	2021	5,835	39.6	69.2	14.7	16.1			
Titchfield Common	2024	5,995	36.1	40.2	16.7			43.0	
	2022	5,987	38.4	30.6	10.0	6.8		52.6	
	2021	6,023	36.2	56.3	12.5	11.3		19.9	
Uplands and Funtley	2024	3,691	41.9	41.2	12.4	36.3	10.1		
Fareham North	2022	5,628	39.9	43.1	7.0	16.4	9.9	23.7	
	2021	5,628	40.2	49.9	9.1	9.2	7.9	23.9	
Wallington and Downend	2024	5,391	41.1	37.5	9.8	46.4	6.3		

Gateshead

0	0	1	48	6	18	0	0	0	0	0	0
◆		▼1		▲1		◆		◆		◆	

Labour retain control - majority: 30 seats

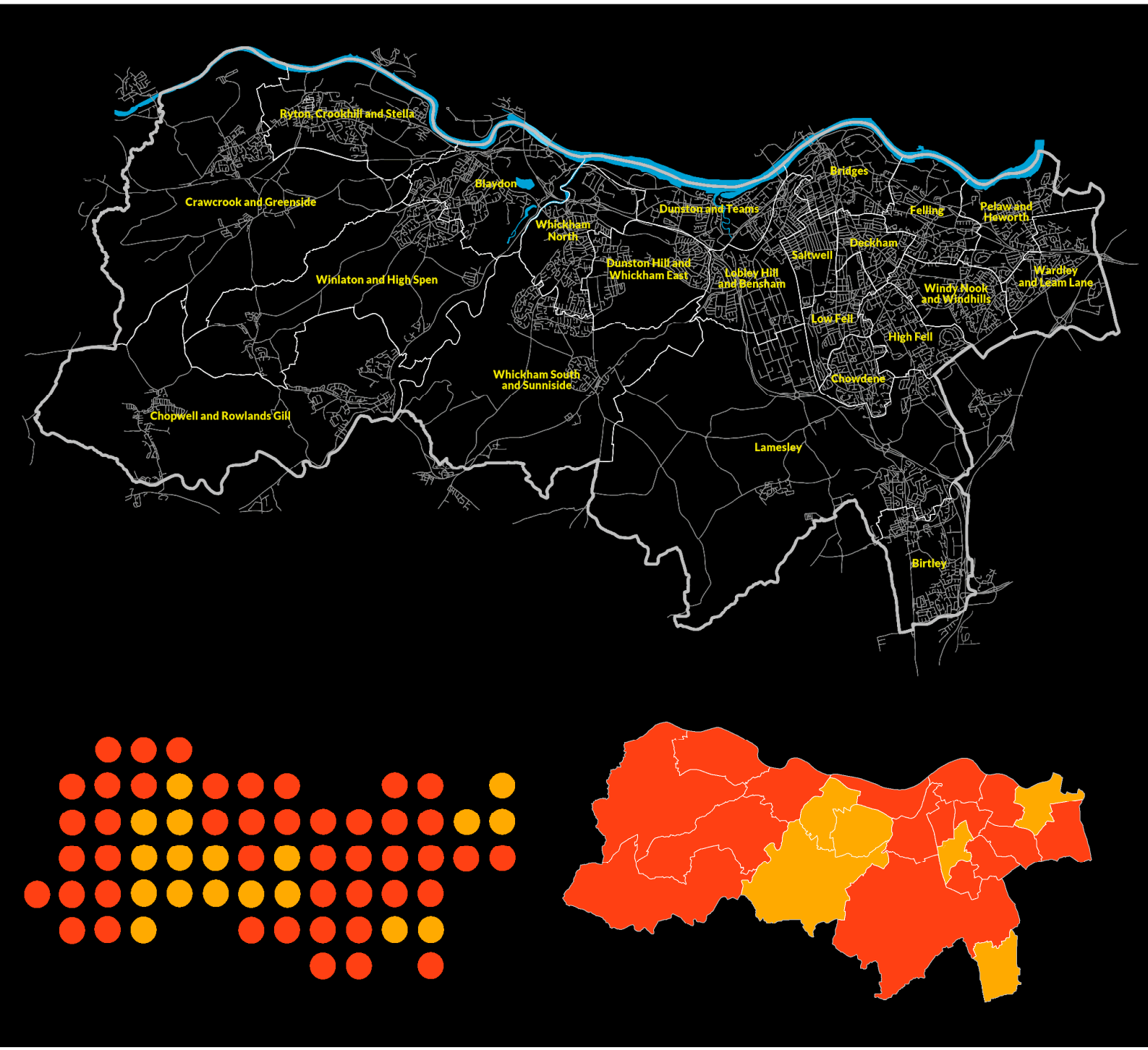

Electoral history of Gateshead

	seats	%votes	seats	%votes	seats	%votes	seats	%votes	Total	Majority
2024	0	11.8	48	50.6	18	26.2	0	11.4	22	30
2023	0	12.5	49	50.3	17	27.5	0	9.7	22	32
2022	0	16.5	51	49.9	15	24.5	0	9.0	22	36
2021	0	22.0	52	45.4	14	21.7	0	10.9	22	38
2019	0	10.7	52	44.6	14	26.9	0	17.8	22	38
2018	0	15.2	54	54.4	12	24.2	0	6.3	22	42
2016	0	7.9	55	51.5	11	21.2	0	19.3	22	44
2015	0	12.2	55	52.1	11	15.1	0	20.5	22	44
2014	0	9.0	55	52.9	11	17.3	0	20.8	22	44
2012	0	8.1	55	67.3	11	19.6	0	5.0	22	44
2011	0	11.4	51	63.5	14	21.2	1	4.0	22	36
2010	0	12.2	45	50.0	20	30.3	1	7.4	22	24
2008	0	12.8	41	42.1	24	34.5	1	10.5	22	16
2007	0	9.1	42	46.0	23	35.5	1	9.4	22	18
2006	0	9.6	42	44.6	23	38.6	1	7.3	22	18
2004	0	10.2	43	45.2	22	32.9	1	11.6	66	20
2003	0	8.5	46	54.4	19	32.8	1	4.3	22	26
2002	0	8.7	46	56.9	19	30.4	1	4.0	22	26
2000	0	9.6	47	50.8	18	34.7	1	4.9	22	28
1999	0	5.4	49	56.8	15	33.0	2	4.8	22	32
1998	0	6.8	51	59.8	15	30.6	0	2.8	22	36
1996	1	6.7	50	61.6	13	25.7	2	6.0	22	34
1995	1	5.9	50	65.4	13	23.5	2	5.3	22	34
1994	1	9.1	51	61.2	12	24.5	2	5.2	22	36
1992	1	18.7	56	52.3	7	22.4	2	6.8	22	46
1991	1	13.5	60	60.8	5	21.9	0	3.8	22	54
1990	2	11.5	60	70.7	4	15.1	0	2.7	22	54
1988	3	15.8	58	68.4	4	15.8	1	0.0	22	50
1987	4	12.3	58	57.5	3	30.1	1	0.1	22	50
1986	5	12.9	59	62.0	2	23.2	0	1.9	22	52
1984	7	16.6	57	62.2	1	19.2	1	2.0	22	48
1983	7	19.8	56	57.4	1	20.5	2	2.3	22	46
1982	8	22.1	55	50.6	1	22.2	2	5.1	66	44
1980	11	25.3	61	62.2	4	7.5	2	5.0	26	44
1979	11	30.5	57	55.6	6	5.8	4	8.1	26	40
1978	14	35.0	56	51.8	5	7.4	3	5.7	26	34
1976	13	33.7	59	49.7	4	9.6	2	6.9	26	40
1975	10	30.7	65	48.0	2	9.8	1	11.5	26	52
1973	6	21.7	71	60.1	0	5.0	1	13.1	78	64

Ward history of Gateshead

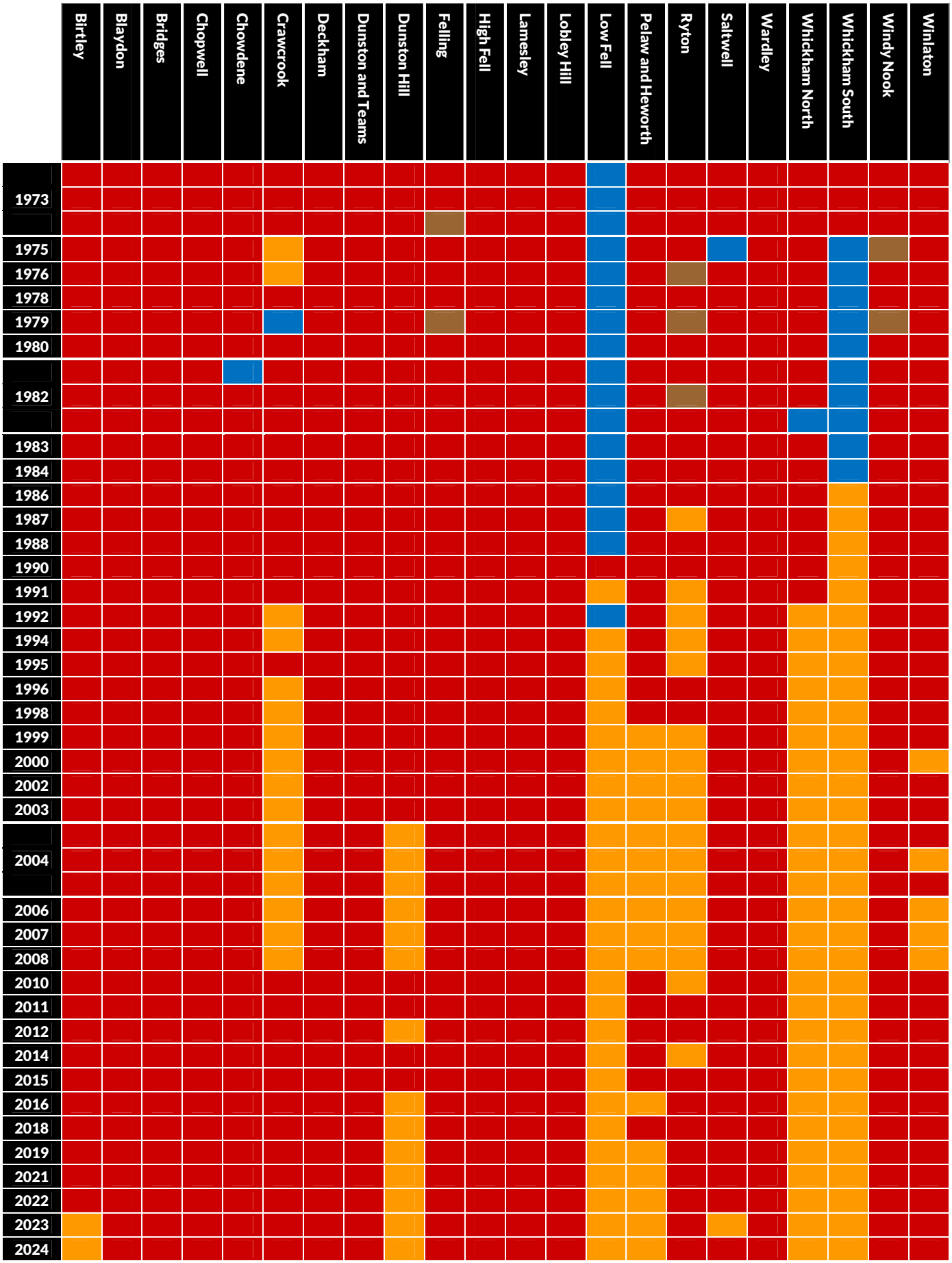

Birtley
Washington and Gateshead South

joe Sowerby	**LD**	**892**	**43.0**	**+10.0**
*Hazel Weatherley	Lab	887	42.8	+ 2.2
Joseph R. Callanan	Con	170	8.2	- 12.4
Michelle M. Hepburn	Ind	125	6.0	

Blaydon
Blaydon and Consett

***Stephen C. Ronchetti**	**Lab**	**1,275**	**60.8**	**+ 8.7**
John M. McConnel	Con	297	14.2	- 14.5
Ralf Russow	Grn	207	9.9	- 3.1
Tom Allen	TUSC	108	5.1	

Bridges
Gateshead Central and Whickham

***John Eagle**	**Lab**	**871**	**49.0**	**- 6.6**
Rachel M. Cabral	Grn	581	32.7	+11.0
Edward Bohill	Con	191	10.7	- 11.0
Gareth Cooper	LD	136	7.6	- 0.8

Chopwell and Rowlands Gill
Blaydon and Consett

Jamie J. Park	**Lab**	**1,916**	**70.9**	**+17.2**
Alexander R. Telford	Con	419	15.5	- 9.2
Jean Callender	LD	368	13.6	+ 9.4

Chowdene
Gateshead Central and Whickham

***John McElroy**	**Lab**	**1,110**	**50.4**	**- 2.2**
Catherine M. Knell	LD	366	16.6	+ 4.1
Damian Heslop	Ref	303	13.8	
Thomas F. Newell	Grn	127	5.8	- 1.2

Crawcrook and Greenside
Blaydon and Consett

***Kath McCartney**	**Lab**	**1,520**	**54.3**	**+11.4**
Pat Chase	Grn	589	21.1	- 10.7
Doug Musgrove	Ind	287	10.3	
Susan M. Wilson	Con	273	9.8	- 12.8
Robin Stanaway	LD	128	4.6	+ 1.8

Deckham
Gateshead Central and Whickham

***Leigh Kirton**	**Lab**	**1,079**	**53.5**	**- 1.5**
Gary R. Brooks	Grn	308	15.3	+10.3
Steven Hawkins	LD	255	12.6	+ 3.6
Josh A. Knotts	Con	247	12.3	- 15.1
Norman Hall	TUSC	127	6.6	+ 3.0

Dunston and Teams
Gateshead Central and Whickham

***Brenda Clelland**	**Lab**	**1,057**	**61.4**	**- 0.7**
Andy Blanchflower	Grn	295	17.1	+ 9.5
Alexander Walls	LD	197	11.4	+ 5.0
Mojgan Safaralinejad	Con	173	10.0	- 11.6

Dunston Hill and Wickham East
Gateshead Central and Whickham

***Peter J. Maughan**	**LD**	**1,184**	**48.7**	**+ 0.1**
Andrew D. Moir	Lab	753	31.0	+ 0.1
Mary Blanchflower	Grn	235	9.7	- 4.1
Jak Hocking	Con	174	7.2	- 6.6
Graham Steele	SaveUs	83	3.4	+ 2.3

Felling
Jarrow and Gateshead East

***Sonya Dickie**	**Lab**	**937**	**62.6**	**+ 5.2**
Peter C. Jackson	Con	199	13.3	- 10.0
Ashleigh T. McLean	Grn	190	12.7	+ 5.1
Shakum Beadle	LD	171	11.4	- 0.3

High Fell
Gateshead Central and Whickham

Barry R. Turnbull	**Lab**	**896**	**56.6**	**+ 6.5**
Francis T. Athey	Con	214	13.5	- 9.2
Len Bell	LD	187	11.8	+ 7.1
Elaine Brunskill	TUSC	164	10.4	+ 4.5
Joe Painter	Grn	122	7.7	+ 3.6

Lamesley
Washington and Gateshead South

***Judith Turner**	**Lab**	**1,457**	**63.5**	**+15.4**
Richard Herdman	Con	444	19.4	- 12.7
Janice Wharton	LD	393	17.1	+ 8.2

Lobley Hill and Bensham
Gateshead Central and Whickham

***Catherine Donovan**	**Lab**	**1,274**	**58.1**	**+ 1.5**
Andy Redfern	Grn	319	14.5	+ 5.3
John R. Gardiner	Con	305	13.9	- 12.5
Catherine Mulvie	LD	296	13.5	+ 5.8

Low Fell
Gateshead Central and Whickham

***Daniel S. Duggan**	**LD**	**1,749**	**53.1**	**+ 2.1**
Robert L. Waugh	Lab	954	29.0	- 5.4
Campbell Grant	Grn	323	9.8	+ 4.3
Paul Sterling	Con	187	5.7	- 3.5
Simon J. Morden	TUSC	82	2.5	

Pelaw and Heworth
Jarrow and Gateshead East

***Ian Patterson**	**LD**	**1,290**	**55.5**	**- 0.7**
Jennifer Reay	Lab	765	32.9	+ 2.9
Nicholas Boldrini	Grn	208	8.9	+ 2.2
Ali R.A. Pargam	Con	63	2.7	- 4.4

Ryton, Crookhill and Stella
Blaydon and Consett

***Christopher Buckley**	**Lab**	**1,315**	**45.2**	**- 8.4**
Stephen P. Kelly	LD	830	28.5	+16.8
Christopher A. Coxon	Con	392	13.5	- 5.4
Andrew Mason	Grn	296	10.2	- 1.4
Ros Cooper	TUSC	76	2.6	+ 0.9

Saltwell
Gateshead Central and Whickham

***Denise M. Robson**	**Lab**	**1,131**	**52.2**	**+ 8.1**
Jamie Rickelton	LD	689	31.8	+ 2.2
Ravi Cabra	Grn	197	9.1	- 0.2
Robert Ableson	Con	150	6.9	- 9.2

Wardley and Leam Lane
Gateshead

Jill Green	**Lab**	**1,290**	**66.6**	**+ 7.0**
David G. Randall	LD	345	17.8	+11.2
John R. McNeil	Con	302	15.6	- 12.2

Whickham North
Gateshead Central and Whickham

***Sonya Hawkins**	**LD**	**1,331**	**57.9**	**+ 1.1**
Jeff Bowe	Lab	614	26.7	+ 4.4
John Callanan	Con	204	8.9	- 8.5
Diane Cadman	Grn	149	6.5	- 2.9

Whickham South and Sunniside
Gateshead Central and Whickham

***Jonathan Mohammed**	**LD**	**1,238**	**44.8**	**- 0.2**
David R. Lowes	Lab	1,102	39.9	+18.5
Perry Wilson	Con	282	10.2	- 9.9
James R. Standaloft	Grn	143	5.2	0.0

Windy Nook and Whitehills
Jarrow and Gateshead East

***Rachel L. Mullen**	**Lab**	**1,137**	**55.7**	**+ 0.7**
Susan Walker	LD	361	17.7	+ 7.6
Kyle L. Murray	Con	352	17.3	- 10.3
Ruth C. Grant	Grn	190	9.3	+ 2.0

Winlaton and High Spen
Blaydon and Consett

***Julie Simpson**	**Lab**	**1,435**	**57.2**	**+ 7.4**
Jordan-Lee Guthrie	Con	508	20.3	- 15.1
Paul M. McNally	Grn	369	14.7	+ 4.0
Lynda Duggan	LD	195	7.8	+ 3.7

Summary of results: Gateshead

	Year	Elec	%Poll	Con	Lab	LD	Grn	Ind	Other
Birtley	2024	6,212	33.6	8.2	42.8	43.0		6.0	
	2023	6,132	35.4	7.8	35.5	56.6			
	2022	6,127	34.7	10.8	46.4	42.8			
	2021	6,159	28.9	20.6	40.6	33.0	7.0		
Blaydon	2024	7,174	29.5	64.1	14.9	10.6	10.4		
	2023	7,079	28.2	10.9	65.6	17.6			5.8
	2022	7,112	29.1	28.7	52.9	7.3	11.2		
	2021	7,178	31.3	28.7	52.1	6.2	13.0		
Bridges	2024	5,851	30.8	10.7	49.0	7.6	32.7		
	2023	5,678	27.5	16.0	58.2	11.4	14.4		
	2022	5,710	27.2	17.6	65.9	16.5			
	2021	6,116	27.2	21.7	55.6	8.4	14.4		
Chopwell and Rowlands Gill	2024	6,788	40.3	15.5	70.9	13.6			
	2023	6,715	38.0	16.0	66.8	12.6			4.7
	2022	6,693	40.0	19.5	61.7	7.1	11.7		
	2021	6,764	40.5	24.7	53.7	4.2	10.1		7.3
Chowdene	2024	6,549	33.8	9.8	50.4	16.6	5.8		17.5
	2023	6,533	33.2	18.9	57.6	13.7	5.5		4.4
	2022	6,619	34.3	20.4	55.1	13.9	7.7		2.9
	2021	6,742	35.5	25.0	52.6	12.5	7.0		2.9
Crawcrook and Greenside	2024	7,136	39.5	12.4	68.8	5.8		13.0	
	2023	7,137	40.1	11.2	48.1	5.1	35.6		
	2022	7,090	41.2	17.2	45.4	6.1	31.3		
	2021	7,019	41.5	22.6	42.9	2.8	31.8		
Deckham	2024	6,393	31.7	12.3	53.5	12.6	15.3		6.3
	2023	6,257	30.4	11.6	56.7	11.6	10.2		9.8
	2022	6,317	31.0	17.1	59.9	8.9	10.3		3.9
	2021	6,409	29.6	27.4	55.0	9.0	5.0		3.6
Dunston and Teams	2024	5,978	29.1	10.0	61.4	11.4	17.1		
	2023	5,971	27.5	17.8	61.0	21.1			
	2022	6,124	28.1	17.6	61.5	8.8	12.0		
	2021	6,294	28.8	21.6	62.1	6.4	7.6		2.3
Dunston Hill and Whickham East	2024	6,664	36.7	7.2	31.0	48.7	9.7		3.4
	2023	6,557	37.0	8.1	26.9	51.7	8.3		3.1
	2022	6,587	38.5	11.3	32.0	48.7	6.2		1.8
	2021	6,679	41.1	13.8	30.9	48.6	5.6		3.1
Felling	2024	5,689	26.5	13.5	56.6	11.8	7.7		
	2023	5,573	26.1	17.5	62.9	9.4	10.2		
	2022	5,556	28.3	16.8	59.4	15.0	8.8		
	2021	5,686	26.8	23.3	57.4	11.7	7.6		

	Year	Elec	%Poll	Con	Lab	LD	Grn	Ind	Other
High Fell	2024	6,018	26.5	13.5	56.6	11.8	7.7		10.4
	2023	5,947	35.2	9.8	72.9	10.1			7.3
	2022	5,994	28.4	14.4	58.1	16.7	4.0		6.9
	2021	6,072	28.4	22.7	50.1	4.7	4.1	12.4	5.9
Lamesley	2024	7,301	31.9	13.9	58.1	13.5	14.5		
	2023	7,178	30.9	19.0	62.7	9.9	8.3		
	2022	7,227	32.2	26.1	57.8	8.8	7.3		
	2021	7,323	27.8	32.1	48.1	8.9	10.9		
Lobley Hill and Bensham	2024	6,978	31.9	13.9	58.1	13.5	14.5		
	2023	6,886	31.4	15.6	59.6	12.7	12.0		
	2022	6,871	31.5	18.4	59.3	11.5	10.9		
	2021	6,959	33.1	26.4	56.6	7.7	9.2		
Low Fell	2024	6,871	48.3	5.7	29.0	53.1	9.8		2.5
	2023	6,846	45.6	4.7	26.8	59.0	9.5		
	2022	6,882	46.7	8.2	36.8	48.3	6.8		
	2021	6,978	48.8	9.2	34.4	51.0	5.5		
Pelaw and Heworth	2024	6,396	36.5	2.7	32.9	55.5	8.9		
	2023	6,427	35.6	3.3	37.8	52.7	6.1		
	2022	6,438	37.5	6.2	41.5	52.3			
	2021	6,478	38.4	7.1	30.0	56.2	6.7		
Ryton, Crookhill and Stella	2024	7,146	41.1	13.5	45.2	28.5	10.2		2.6
	2023	6,904	39.1	10.6	57.4	8.0	11.7	10.4	1.8
	2022	6,872	40.4	16.4	59.7	9.7	12.2		2.1
	2021	6,909	41.9	18.9	53.6	11.7	11.6		4.2
Saltwell	2024	6,358	34.4	6.9	52.2	31.8	9.1		
	2023	6,165	32.4	6.2	42.3	45.2	6.2		
	2022	6,050	33.6	9.4	48.6	38.1		3.0	0.8
	2021	6,174	32.5	16.1	44.1	29.6	9.3		0.9
Wardley and Leam Lane	2024	5,877	33.4	15.6	66.6	17.8			
	2023	5,900	32.2	15.8	66.3	17.9			
	2022	5,956	34.8	19.2	61.9	9.8	9.1		
	2021	6,022	35.4	27.8	59.6	6.4	6.2		
Whickham North	2024	6,166	37.5	8.9	26.7	57.9	6.5		
	2023	6,153	38.0	8.4	27.6	63.9			
	2022	6,183	40.1	10.3	28.6	61.1			
	2021	6,258	41.3	17.4	22.3	56.8	3.6		
Whickham South and Sunniside	2024	6,511	42.7	10.2	39.9	44.8	5.2		
	2023	6,511	43.9	9.6	23.3	64.3			2.9
	2022	6,567	45.0	11.7	23.6	60.1	4.6		
	2021	6,573	45.7	20.1	21.4	45.0	5.2		
Windy Nook and Whitehills	2024	6,933	29.8	17.3	55.7	17.7	9.3		
	2023	6,908	28.6	18.0	62.2	12.9	7.0		
	2022	6,976	30.9	20.1	58.8	14.7	6.4		
	2021	7,049	31.2	27.6	55.0	10.1	7.3		
Winlaton and High Spen	2024	6,846	37.0	20.3	57.2	7.8	14.7		
	2023	6,842	36.7	25.6	57.5	5.0	11.9		
	2022	6,781	39.9	30.4	53.4	5.5	10.7		
	2021	6,788	40.5	35.4	49.8	4.1	10.7		

Gloucester

▼15	11	▲4	7	▲7	17	◆	0	▲4	4

Conservatives lose to no overall control

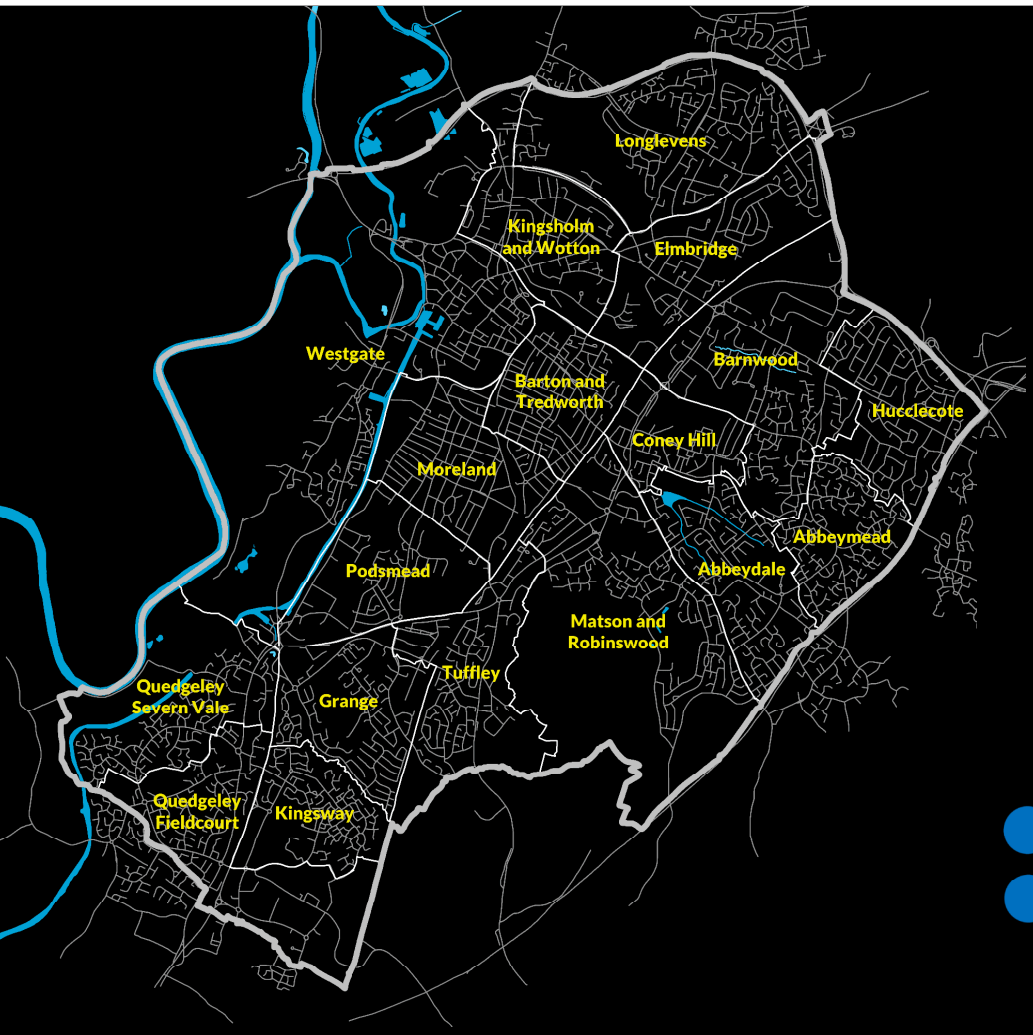



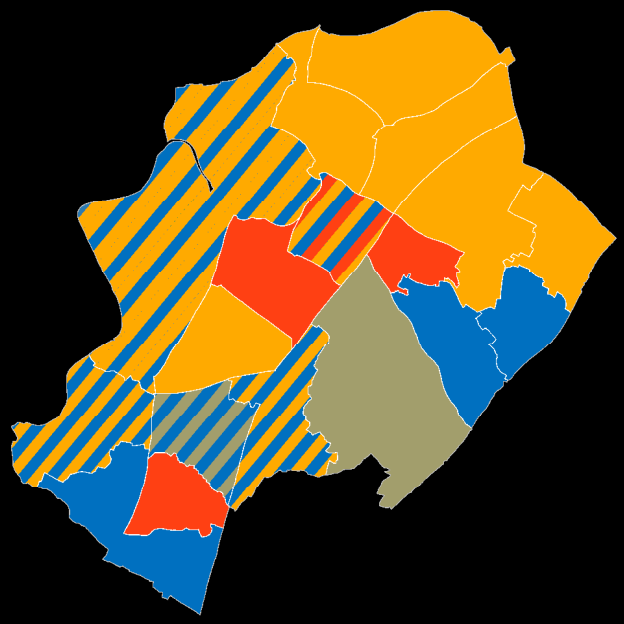

Electoral history of Gloucester

	seats	%votes	seats	%votes	seats	%votes	seats	%votes	Total	Majority	
2024	11	27.8	7	22.9	17	32.3	4	17.1	39		
2021	26	44.4	3	17.3	10	28.9	0	9.4	39	16	●
2016	22	37.8	10	25.3	7	16.8	0	20.2	39	5	●
2015	20	41.5	9	25.3	7	14.3	0	19.0	36	4	●
2014	18	37.4	9	25.5	9	18.2	0	18.8	36		
2012	18	36.9	9	33.2	9	23.3	0	8.5	36		
2011	19	41.1	7	29.4	10	23.8	0	5.6	36	2	●
2010	17	38.7	8	27.0	11	30.8	0	3.4	36		
2008	18	44.9	8	18.6	10	30.7	0	5.8	36		
2007	15	42.8	9	21.7	12	29.7	0	5.8	36		
2006	16	44.9	8	22.5	12	29.3	0	3.3	36		
2004	16	41.1	8	24.3	12	30.7	0	3.8	36		
2003	14	40.0	11	21.6	11	35.9	0	2.6	36		
2002	14	40.6	12	30.7	10	26.6	0	2.2	36		
2000	11	43.7	19	29.2	8	27.1	1	0.0	39		
1999	8	35.5	23	42.8	8	21.7	0	0.0	39	7	●
1998	6	42.1	25	19.8	8	32.6	0	0.0	39	11	●
1996	2	29.6	25	49.2	8	21.0	0	0.2	35	15	●
1995	7	22.4	20	53.6	8	24.0	0	0.0	35	5	●
1994	11	24.7	17	43.7	7	30.9	0	0.7	35		
1992	13	46.3	16	33.4	5	20.2	1	0.0	35		
1991	10	36.5	17	41.4	7	22.1	1	0.0	35		
1990	11	26.3	14	45.3	7	22.8	1	5.7	33		
1988	17	43.0	9	35.3	6	21.7	1	0.0	33	1	●
1987	17	47.5	10	28.5	5	24.0	1	0.0	33	1	●
1986	15	40.7	12	34.5	5	24.8	1	0.0	33		
1984	16	40.1	11	32.4	6	27.4	0	0.0	33		
1983	17	39.7	11	31.2	5	27.7	0	1.4	33	1	●
1982	19	40.1	8	26.2	6	33.2	0	0.5	33	5	●
1980	21	39.8	9	40.7	3	17.6	0	1.8	33	9	●
1979	25	44.5	7	34.1	1	19.9	0	1.4	33	17	●
1976	27	52.3	5	33.8	1	13.9	0	0.0	33	21	●
1973	21	40.5	12	40.0	0	16.9	0	2.7	33	9	●

Ward history of Gloucester

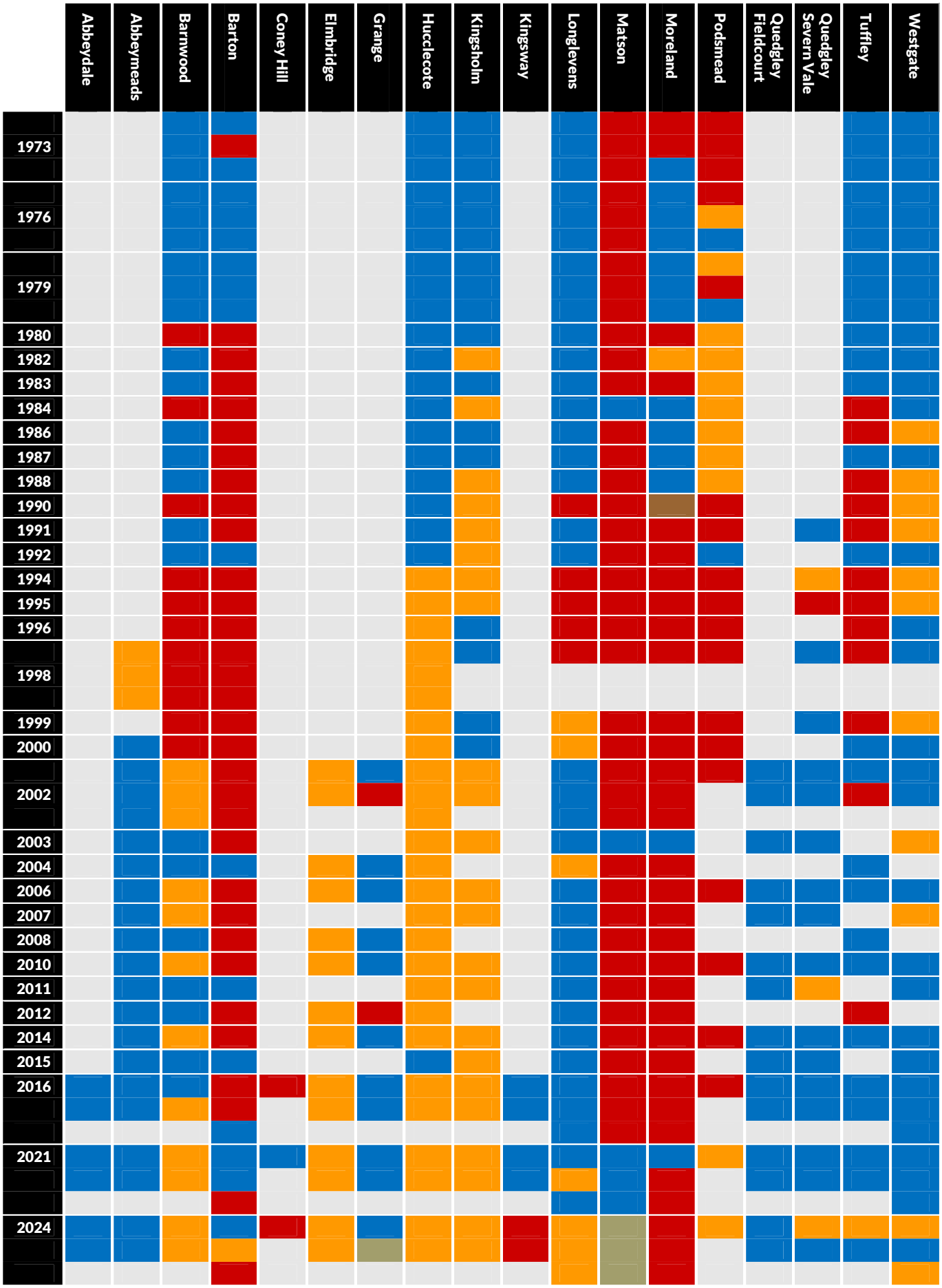

Abbeydale
Gloucester

***Andrew Gravells**	**Con**	**806**	**51.0**	**- 32.3**
Louise A. Walker	**Con**	**572**	**36.2**	**- 25.0**
Anita M. Masters	Lab	418	26.4	
Amie S. Hewish	Lab	408	25.8	
*Collette J. Finnegan	LD	330	20.9	- 9.8
Fiona Bromby	LD	249	15.7	- 9.0
Tom Grant	Ind	190	12.0	

Abbeymead
Gloucester

***Laura S. Brooker**	**Con**	**712**	**52.4**	**- 6.8**
Kate Hyland	**Con**	**523**	**38.5**	**- 5.1**
Adam P. Gatier	LD	488	35.9	+ 6.4
Jade Emraz	LD	467	34.3	+ 4.9
Robbie Brewster-Lowry	Lab	285	21.0	+ 3.8
Stuart A. Moakes	Lab	245	18.0	

Barnwood
Gloucester

***Ashley J. Bowkell**	**LD**	**752**	**46.1**	**+ 3.0**
Joshua L. Taylor	**LD**	**598**	**36.7**	**- 1.4**
Suzanne Pearsall	Con	373	22.9	- 13.4
Fred Ramsey	Ind	329	20.2	
David H. Cullum	Lab	318	19.5	+ 7.7
Liz Maguire	Con	310	19.0	- 11.4
Jane C. Ramsey	Ind	309	19.0	
Jake D. Pier	Lab	271	16.6	

Barton and Tredworth
GAIN 1
Gloucester

***Sajid Patel**	**Con**	**846**	**30.8**	**- 27.3**
***Usman G. Bhaimia**	**LD**	**763**	**27.8**	**+21.8**
Roseanne L. Marshall	**Lab**	**753**	**27.4**	**- 12.7**
*Shamsuz Litu	Con	628	22.9	- 21.0
Mohiyouddin Fadra	Con	544	19.8	- 13.7
Emma Clifford	Grn	383	14.0	+ 3.4
Angela Oliver	LD	341	12.4	
Daniel Courtney	LD	328	11.9	
Akhlaque Ahmed	SLP	296	10.8	
Matt Phypers	Grn	281	10.2	
Alan A. Platt	Ind	213	7.8	
Benjamin Baker	Ind	201	7.3	
Daniel J, Woolf	Ind	172	6.3	
Salham Sikder	SLP	164	6.0	
Susan Powell	TUSC	106	3.9	+ 0.8
James Collett	TUSC	64	2.3	- 0.3

Coney Hill
GAIN
Gloucester

Tracy S. Millard	**Lab**	**252**	**43.3**	**+13.9**
Byron C. Davis	Ind	190	32.6	
Mika Price	Con	83	14.3	- 23.9
David Gayler	LD	24	4.1	- 17.5
Adam Shearing	Grn	20	3.4	
Toriqul Islam	SLP	13	2.2	

Elmbridge
Tewkesbury

***Anne M.C. Radley**	**LD**	**1,065**	**71.5**	**+29.1**
Vicky Norledge	**LD**	**875**	**58.7**	**+18.3**
Simon D. Locke	Con	319	21.4	- 9.7
Ella Kubaszczyk	Con	251	16.8	- 11.0
Fran Griffiths	Grn	235	15.8	+ 4.5

Grange
GAIN 1
Gloucester

***Sylvia Evans**	**Con**	**552**	**35.8**	**- 15.5**
Andrew Bell	**Ind**	**458**	**29.7**	
Gary J. Davis	Lab	455	29.5	+ 7.4
Jennie Watkins	Con	445	28.9	- 15.7
Simon P. Cozens	Lab	442	28.7	
Karen Minchin	LD	136	8.8	+ 2.1
Kira Moffatt	LD	136	8.8	

Hucclecote
Gloucester

***Declan M.H. Wilson**	**LD**	**1,174**	**69.0**	**- 10.7**
Alwin F. Wiederhold	**LD**	**1,134**	**66.6**	**+ 8.1**
Jen Hawkins	Con	304	17.9	- 13.9
Shirley Darke	Con	298	17.5	- 12.5
Niamh E. Walsh	Lab	250	14.7	
Anne Whitworth	Lab	243	14.3	

Kingsholm and Wotton
Gloucester

***Jeremy E. Hilton**	**LD**	**840**	**62.5**	**+ 3.8**
***Angela M. Conder**	**LD**	**764**	**56.8**	**+ 8.9**
Karen J. Clarke	Lab	330	24.6	+ 2.8
Aaron S. Bennett	Lab	326	24.3	
Duncan Hall	Con	223	16.6	- 4.9
Peter L. Sheehy	Con	205	15.3	- 0.3

Kingsway
GAIN 2
Gloucester

Karen L. James	**Lab**	**557**	**54.0**	**+20.7**
John Jones	**Lab**	**530**	**51.4**	
*Jaro Kubaszczyk	Con	284	27.5	- 26.5
Tracey A. Williams	Con	260	25.2	- 15.5
Gill White	Grn	146	14.1	
Vicki Field	LD	135	13.1	- 6.3
Jinny Harvey	Grn	94	9.1	
George G.F. Barwood	LD	58	5.6	

Longlevens
GAIN 2
Tewkesbury

***Linda S. Castle**	**LD**	**1,482**	**62.3**	**+ 9.3**
Sarah D. Sawyer	**LD**	**1,367**	**57.5**	**+14.0**
Luke S. Shervey	**LD**	**1,109**	**46.6**	**+ 6.7**
*Kathy Williams	Con	944	39.7	- 17.6
Jeremy R. Base	Con	753	31.6	- 14.1
Suresh Arava	Con	718	30.2	- 9.1
Ed Farrow	Grn	275	11.6	
Paul Stroud	Grn	234	9.8	

Matson and Robinswood
GAIN 3
Gloucester

***Alastair Chambers**	**Ind**	**826**	**45.8**	
Adrian Graham	**Ind**	**758**	**42.0**	
***Brendon S. O'Donnell**	**Ind**	**716**	**39.7**	
Jen Cole	Lab	657	36.4	+ 1.8
Ross O. Beamish	Lab	629	34.9	+ 3.1
Sam L. Maynard	Lab	578	32.0	+ 3.0
Mary K. Tibbles	Con	239	13.2	- 36.5
John F. Williams	Con	205	11.4	- 29.8
Denzil Williams	Con	193	10.7	- 27.0
Barbara Russell	Grn	140	7.8	- 4.1
Kazol Ahmed	SLP	46	2.5	
Richard K. Price	TUSC	29	1.6	
Aswadul I. Fardeen	SLP	24	1.3	

Moreland
GAIN 1
Gloucester

***Terry M. Pullen**	**Lab**	**1,008**	**47.4**	**+ 9.5**
***Tree Chambers-Dubus**	**Lab**	**967**	**45.5**	**+13.3**
Valerie Simms	**Lab**	**926**	**43.6**	**+11.6**
*Lyn Ackroyd	Con	630	29.7	- 11.3
Robert J. Moreland	Con	439	20.7	- 10.0
Harry E. De Medici	Con	393	18.5	- 11.7
Eva Langrock-Bircher	Grn	272	12.8	- 0.3
Simon A. Hiiemae	Ind	259	12.2	
Paul Caiden	LD	152	7.2	- 4.3
Abigail C. Wilson	LD	138	6.5	
James Cargill	LD	124	5.8	

Podsmead
Gloucester

***Sebastian R. Field**	**LD**	**386**	**45.4**	**+ 5.8**
Nicky Blatchly-Lewis	Lab	260	30.6	+13.0
Sarah Devaney	Con	154	18.1	- 18.3
Lee Powell	Ind	50	5.9	

Quedgeley Fieldcourt
Gloucester

***Stephanie Chambers**	**Con**	**629**	**47.0**	**- 20.5**
Victoria J. Miller	**Con**	**527**	**39.4**	**- 17.2**
Janes M. Low-Gameiro	Lab	419	31.3	
Michael Adaarewa	Lab	409	30.6	
David W. Bebbington	LD	330	24.7	- 13.2
Timothy J. Houlihan	LD	302	22.6	
Foujia S. Metaly	SLP	29	2.2	

Quedgeley Severn Vale
Gloucester

GAIN 1

Liam J. Harries	**LD**	**562**	**38.8**	**- 0.9**
***Andy Lewis**	**Con**	**417**	**28.8**	**- 17.9**
Trevor D. Howard	LD	391	27.0	- 7.3
Vicky Ranford	Con	390	26.9	- 14.5
Alison L. Gregory	Lab	296	20.4	
George A. Gordon	Lab	282	19.5	
Anna Mozol	Ind	169	11.7	- 8.3
Jack Mantle	Grn	69	4.8	
Hayley L. Cook	Ind	66	4.6	
Mark Rowney	Grn	50	3.5	
Dino Boyd	Ind	37	2.6	

Tuffley
Gloucester

GAIN 1

Caroline C. Courtney	**LD**	**562**	**35.8**	**+30.0**
Lorraine J. Campbell	**Con**	**512**	**32.6**	**- 18.6**
Joshua Hanley	LD	477	30.3	
*Paula L. Dee	Con	406	25.8	- 19.9
Lewis J. Groves	Lab	328	20.9	- 15.1
Lysander C.T. Barron	Lab	325	20.7	- 12.9
Bert Mahoney	Ind	267	17.0	

Westgate
Gloucester

GAIN 2

***Rebecca J. Trimnell**	**LD**	**809**	**38.8**	**+ 7.7**
***Pam E. Tracey**	**Con**	**649**	**31.1**	**- 14.2**
Howard Hyman	**LD**	**623**	**29.8**	**+ 6.4**
Paul R. Critchley	Con	515	24.7	- 13.4
Ola Kareem	LD	492	23.6	+ 1.9
Rich Flower	Lab	483	23.1	+ 0.8
Justin Hudson	Con	478	22.9	- 14.2
Robert D. Kingston	Lab	448	21.5	- 0.8
Jag Thangella	Lab	388	18.6	- 1.5
David R. Purchase	Ind	269	12.9	
Deborah Oldham	Grn	190	9.1	- 2.1

Summary of results: Gloucester

	Year	Elec	%Poll	Con	Lab	LD	Grn	Ind	Others
Abbeydale	2024	5,022	32.7	43.6	26.1	18.3		12.0	
	2021	5,054	41.2	72.3		27.7			
Abbeymead	2024	4,564	32.6	45.4	19.5	35.1			
	2021	4,609	38.9	51.4	17.2	29.4			2.0
Barnwood	2024	4,955	35.5	20.9	18.1	41.4		19.6	
	2021	4,997	44.3	33.4	11.8	40.6	8.1	6.1	
Barton & Treadworth	2024	7,693	30.3	24.5	27.4	17.4	12.1	7.1	11.5
	2021	7,115	39.4	45.2	35.4	6.0	10.6		2.8
Coney Hill	2024	2,478	23.8	14.3	43.3	4.1	3.4	32.6	2.2
	2021	2,479	28.5	38.2	29.4	21.6	3.8	7.1	
Elmbridge	2024	1,519	31.8	19.1		65.1	15.8		
	2021	4,766	40.7	29.5	17.8	41.4	11.3		
Grange	2024	5,037	28.8	32.3	29.1	8.8	29.7		
	2021	5,084	34.8	47.9	22.1	6.7		23.3	
Hucclecote	2024	4,997	36.1	17.7	14.5	67.8			
	2021	5,034	46.9	30.9		69.1			
Kingsholm & Wotton	2024	4,898	29.3	16.0	24.4	59.6			
	2021	4,895	36.0	18.5	21.8	53.3		6.4	
Kingsway	2024	4,201	27.8	26.4	52.7	9.3	11.6		
	2021	4,067	26.7	47.3	33.3	19.4			
Longlevens	2024	7,347	35.2	33.8		55.5	10.7		
	2021	7,452	44.7	47.4		45.5			7.1
Matson & Robinswood	2024	6,530	27.4	11.8	34.4		7.8	42.5	5.4
	2021	6,467	30.8	42.7	31.8	6.3	11.9	7.3	
Moreland	2024	5,308	36.7	23.0	45.5	6.5	12.8	12.2	
	2021	6,771	32.9	34.0	34.0	11.5	13.1	7.4	
Podsmead	2024	2,454	34.8	18.1	30.6	45.4		5.9	
	2021	2,293	40.3	36.4	17.6	39.6	3.8	2.6	
Quedgley Fieldcourt	2024	5,431	26.1	43.2	31.0	23.6			2.2
	2021	5,286	30.5	62.1		37.9			
Quedgley Severn Vale	2024	4,677	31.6	27.8	19.9	32.9	4.1	15.3	
	2021	4,654	37.7	44.0		37.0		22.0	
Tuffley	2024	4,609	33.8	29.2	20.8	33.0		17.0	
	2021	4,369	39.4	48.4	34.8	5.8		11.0	
Westgate	2024	6,918	28.4	26.2	21.1	30.7	9.1	12.9	
	2021	6,311	35.8	40.2	21.0	25.4	11.2	2.2	

Gosport

5 ▲1	11	1 ◆	2	8 ▼1	15	0 ◆	0	0 ◆	0

Liberal Democrats retain control - majority: 2 seats

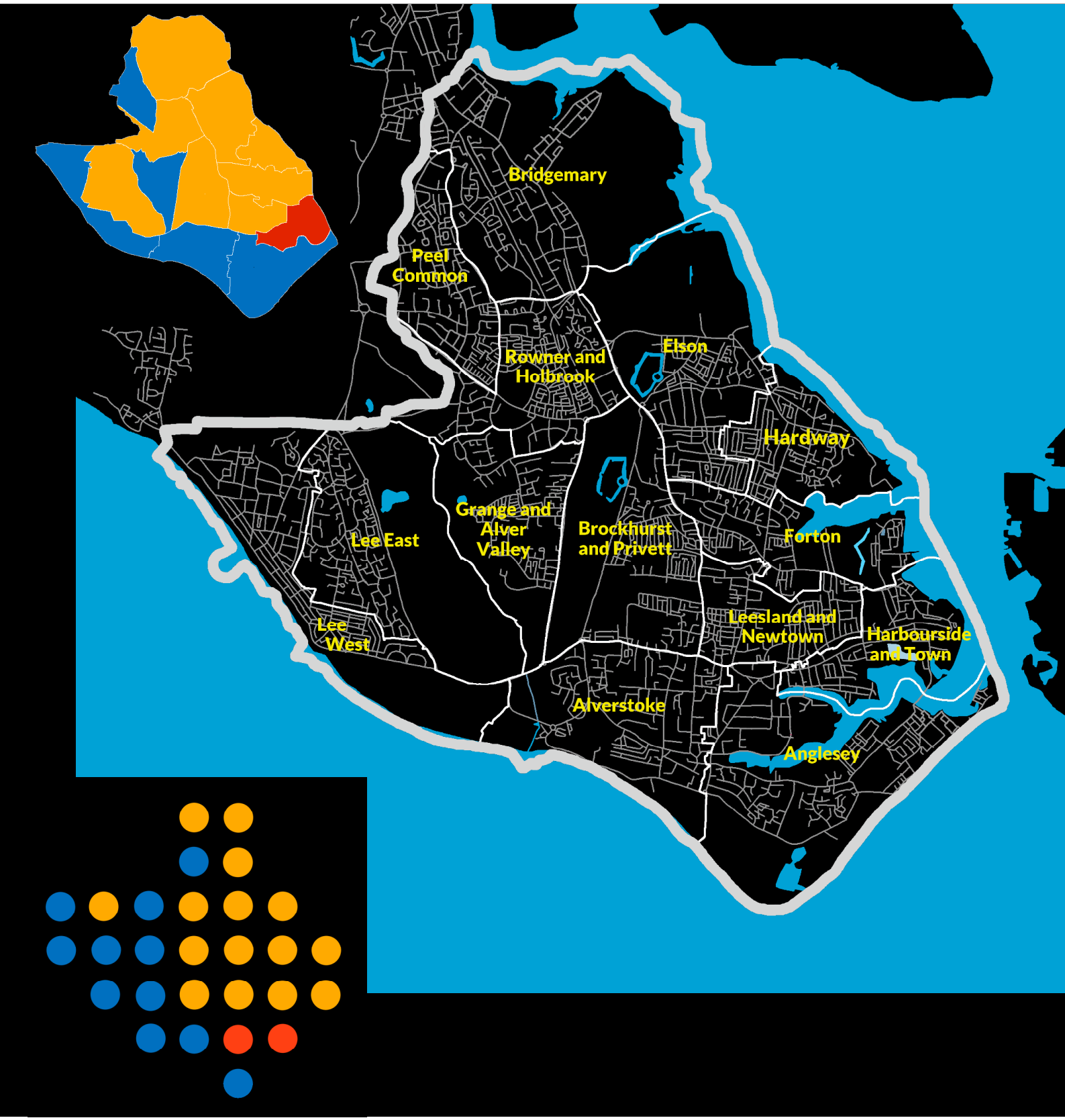

Electoral history of Gosport

	seats	%votes	seats	%votes	seats	%votes	seats	%votes	Total	Majority	
2024	11	40.2	2	15.4	15	39.1	0	5.3	14	2	●
2022	10	37.3	2	15.4	16	39.8	0	7.5	28	4	●
2021	19	49.0	1	12.9	14	35.7	0	2.5	17	4	●
2018	18	51.7	3	22.3	13	22.8	0	3.1	17	2	●
2016	19	52.9	3	24.6	9	16.3	2	6.2	17	6	●
2014	21	46.0	6	24.0	6	12.8	2	17.2	17	7	●
2012	24	50.1	5	26.1	5	18.3	0	5.4	17	14	●
2010	22	47.8	3	20.1	8	25.6	1	6.5	17	10	●
2008	16	53.1	4	15.2	14	25.8	0	5.9	17		
2006	17	45.1	8	23.3	9	26.7	0	4.9	17		
2004	15	56.1	11	27.1	6	13.6	2	3.1	17		
2002	10	39.8	12	32.8	12	27.1	0	0.3	34		
2000	13	50.6	11	28.2	6	21.2	0	0.0	10		
1999	10	39.0	11	31.1	7	25.6	2	4.3	10		
1998	9	37.2	10	29.0	3	26.7	8	0.1	10		
1996	4	36.7	7	28.1	17	33.3	2	1.8	10	4	●
1995	5	28.8	5	26.9	18	32.9	2	11.4	10	6	●
1994	7	30.5	3	22.1	17	40.2	3	7.2	10	4	●
1992	8	46.8	3	12.6	17	36.8	3	3.8	10	3	●
1991	7	39.6	4	14.9	17	38.5	2	7.0	10	4	●
1990	12	29.0	5	21.9	12	41.6	1	7.5	10		
1988	17	43.5	5	22.1	8	34.4	0	0.0	10	4	●
1987	19	48.8	5	15.7	6	35.5	0	0.0	10	8	●
1986	20	41.3	4	20.6	6	36.7	0	1.5	10	10	●
1984	24	51.2	3	23.9	3	24.9	0	0.0	10	18	●
1983	22	54.7	3	18.5	2	25.2	3	1.7	10	14	●
1982	19	53.3	5	18.4	1	25.1	5	3.1	10	8	●
1980	25	34.7	5	27.8	1	10.2	5	27.4	10	14	●
1979	25	49.9	2	27.3	0	4.4	3	18.5	30	20	●
1976	18	44.7	8	27.8	0	2.8	7	24.6	33	3	●
1973	9	40.1	19	44.6	0	0.0	5	15.3	33	5	●

Ward history of Gosport

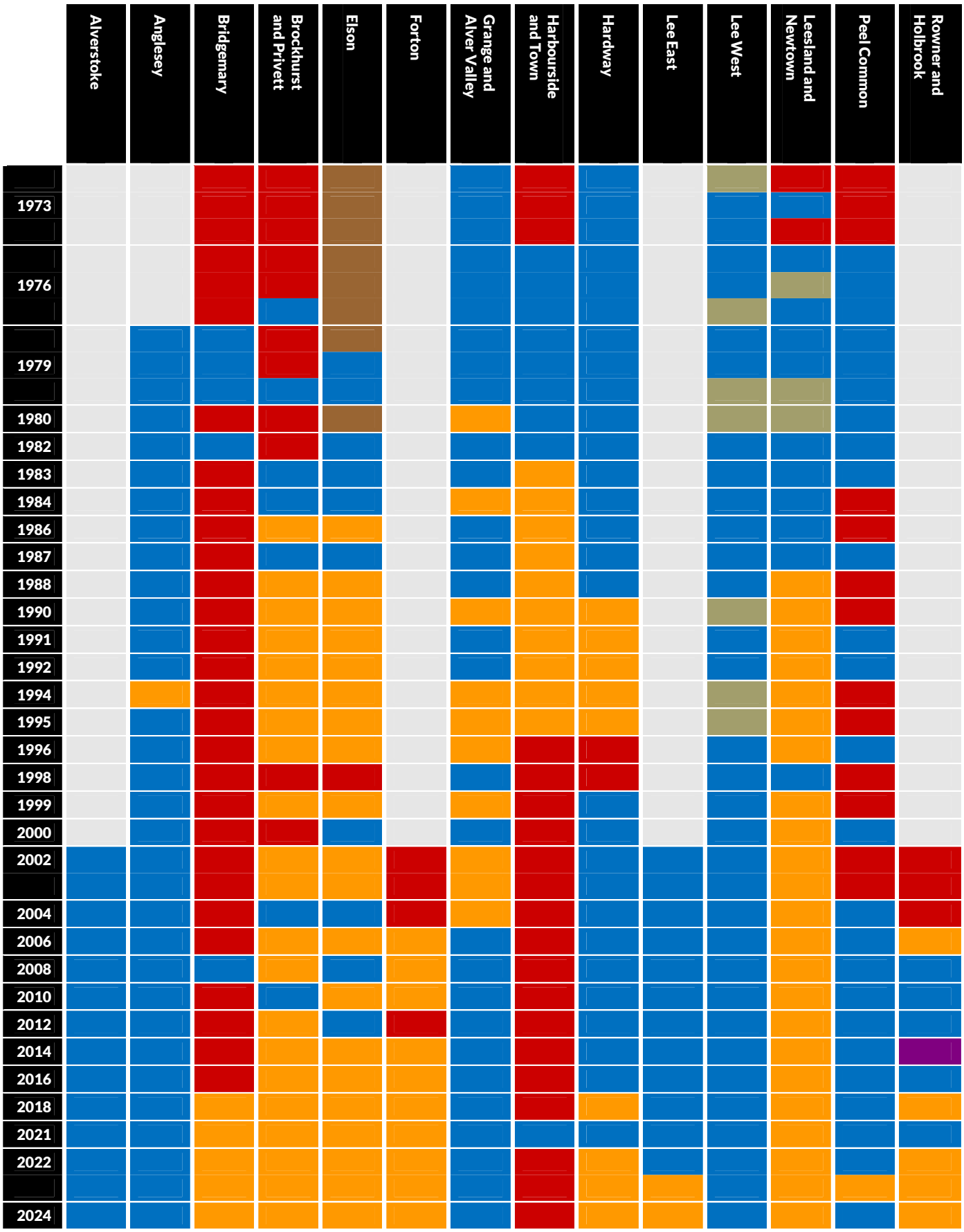

Alverstoke
Gosport

***Zoe Huggins**	**Con**	**1,010**	**50.8**	**+12.2**
Adele L. Earle	LD	763	38.3	+ 3.4
Jonathan J. Eaton	Lab	217	10.9	+ 2.7

Anglesey
Gosport

***Alan D. Scard**	**Con**	**894**	**59.8**	**+ 2.1**
Deborah Sherman	LD	335	22.4	- 2.4
Linda Hall	Lab	154	10.3	- 7.2
James Kirkham	Grn	113	7.6	

Bridgemary
Gosport

***Robert Maynard**	**LD**	**570**	**48.5**	**- 8.8**
Kathleen M. Jones	Con	450	38.3	+ 6.5
Margaret Williams	Lab	156	13.3	+ 2.4

Brockhurst and Privett
Gosport

Thomas Finn	**LD**	**522**	**45.8**	**- 11.3**
Robbie Beech	Con	362	31.8	+ 0.8
Rick Bolger	Lab	155	13.6	+ 1.7
Jane Staffieri	Grn	100	8.8	

Elson
Gosport

***Richard P. Earle**	**LD**	**682**	**54.2**	**- 6.1**
Alan M. Neville	Con	300	23.8	+ 1.6
Jess Cully	Lab	137	10.9	+ 1.0
Lisa Englefield	Her	79	6.3	
Kathryn S. Kelly	Grn	60	4.8	- 2.8

Forton
Gosport

***Peter J. Chegwyn**	**LD**	**521**	**47.9**	**- 10.7**
Simon Bellord	Con	240	22.1	- 1.5
Paddy Bergin	Ref	163	15.0	
Tynan Bryant	Lab	163	15.0	- 2.8

Grange and Alver Valley
Gosport

***Anthony J. Jessop**	**Con**	**332**	**38.6**	**+ 0.8**
Jonathan Brown	Lab	321	37.3	+ 5.0
Clive Foster-Reed	LD	207	24.1	- 5.8

Harbourside and Town
Gosport

***Alan E.J. Durrant**	**Lab**	**465**	**40.6**	**- 10.3**
Lesley M. Meenaghan	Con	435	38.0	+ 6.7
Mike Critchley	Ind	107	9.3	
Mike Ewin	LD	96	8.4	- 3.9
Ken Hawkins	Grn	43	3.8	

Hardway
Gosport

***Kirsty A. Cox**	**LD**	**626**	**45.3**	**- 11.7**
Diane H. Furlong	Con	527	38.2	+ 4.8
Simon Davis	Lab	158	11.4	+ 1.8
Tony Sudworth	Grn	70	5.1	

Lee East
Gosport

***Kirsten Bradley**	**LD**	**760**	**47.1**	**+ 6.5**
Angela Batten	Con	726	45.0	+ 8.9
Chris Percival	Lab	129	8.0	- 0.8

Lee West
Gosport

Dan Hayes	**Con**	**1,018**	**58.7**	**+ 1.9**
Stevyn Ricketts	**Con**	**954**	**55.0**	
Lizzie Maynard-Seal	LD	381	22.0	- 1.6
Anne M. Cruddas	Lab	367	21.1	+ 1.6

Leesland and Newtown
Gosport

***Julie K. Westerby**	**LD**	**749**	**52.0**	**+ 0.1**
Peceli Uluiviti	Con	406	23.0	+ 0.5
Hilary Percival	Lab	236	11.1	- 0.3
Miles Plested	Grn	103	9.3	- 0.3

Peel Common
Gosport

Supriya Namdeo	**Con**	**626**	**48.4**	**+ 8.8**
Stephen Marshall	LD	525	40.6	- 4.8
Daniel F. Stratton	Lab	142	11.0	- 4.0

Rowner and Holbrook
Gosport

***Murray A. Johnston**	**LD**	**490**	**47.9**	**- 1.7**
Gary Walker	Con	364	35.6	- 3.1
Claire Percival	Lab	169	16.5	+ 4.8

Summary of results: Gosport

	Year	Elec	%Poll	Con	Lab	LD	Grn	Ind	Other
Alverstoke	2024	4,948	40.6	50.8	10.9	38.3			
	2022	4,992	45.5	38.6	8.2	34.9	18.3		
	2021	3,520	45.1	54.5	8.7	36.8			
Anglesey	2024	3,654	41.2	59.8	10.3	22.4	7.6		
	2022	3,686	43.2	57.7	17.5	24.8			
	2021	2,988	46.2	56.0	9.3	25.5	4.7	4.4	
Bridgemary	2024	4,518	26.3	38.3	13.3	48.5			
	2022	4,521	31.5	31.8	10.9	57.3			
Bridgemary North	2021	3,467	36.9	25.6	6.0	68.4			
Brockhurst and Privett	2024	4,257	26.9	31.8	13.6	45.8	8.8		
	2022	4,235	32.0	31.0	11.9	57.1			
Brockhurst	2021	3.699	29.6	28.8	8.3	62.9			
Elson	2024	4,630	27.3	23.8	10.9	54.2	4.8		6.3
	2022	4,672	33.0	22.2	9.9	60.3	7.6		
	2021	3,486	32.4	35.3	6.7	52.0	6.1		
Forton	2024	4,573	23.9	22.1	15.0	47.9			15.0
	2022	4,547	25.5	23.6	17.8	58.6			
	2021	3,378	26.9	30.3	12.5	45.8		11.4	
Grange and Alver Valley	2024	4,446	19.5	38.6	37.3	24.1			
	2022	4,409	21.4	37.8	32.3	29.9			
Grange	2021	4,235	20.0	56.6	24.6	18.8			
Harbourside and Town	2024	3,678	31.4	38.0	40.6	8.4	3.8	9.3	
	2022	3,647	35.8	31.3	50.9	12.3		5.5	
Town	2021	3,932	33.7	42.7	36.6	6.1	5.9	6.7	2.0
Hardway	2024	4,660	29.8	38.2	11.4	45.3	5.1		
	2022	4,620	34.5	33.4	9.6	57.0			
	2021	4,235	35.0	42.9	11.7	39.8	5.6		
Lee East	2024	4,512	35.9	45.0	8.0	47.1			
	2022	4,546	39.9	36.1	8.8	40.6	14.5		
	2021	4,591	38.5	62.1	6.7	31.2			
Lee West	2024	4,316	42.8	57.6	20.8	21.6			
	2022	4,407	44.2	56.8	19.5		23.6		
	2021	4,344	46.3	78.5	11.8	9.6			
Leesland and Newtown	2024	5,223	28.7	23.0	11.1	52.0	9.3		4.5
	2022	5,209	35.5	22.5	11.4	51.9	9.6		4.6
Leesland	2021	3,488	31.7	31.7	20.4	41.0	6.9		
Peel Common	2024	4,274	30.5	48.4	11.0	40.6			
	2022	4,358	36.7	39.6	15.0	45.4			
	2021	3,488	31.7	61.3		38.7			
Rowner and Holbrook	2024	4,468	23.0	35.6	16.5	47.9			
	2022	4,465	27.4	38.7	11.7	49.6			
	2021	3,272	26.3	46.6	12.1	41.3			

Halton

0 ▼1	1	17 ▲1	50	1 ◆	3	0 ◆	0	0 ◆	0	0 ◆	0

Labour retain control - majority: 46 seats

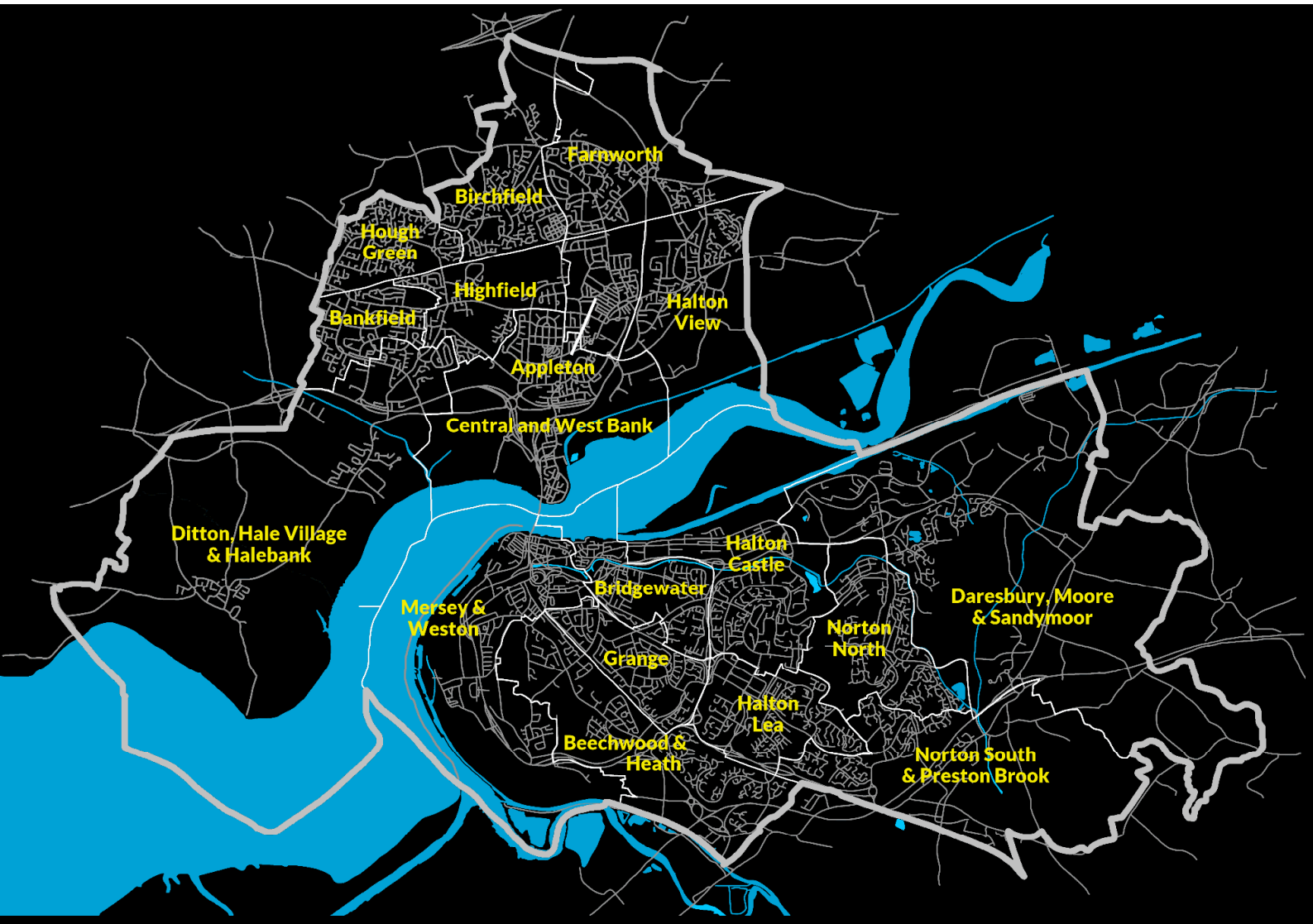

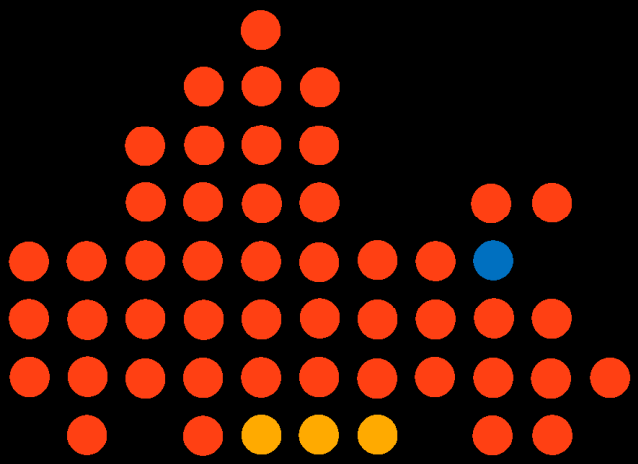

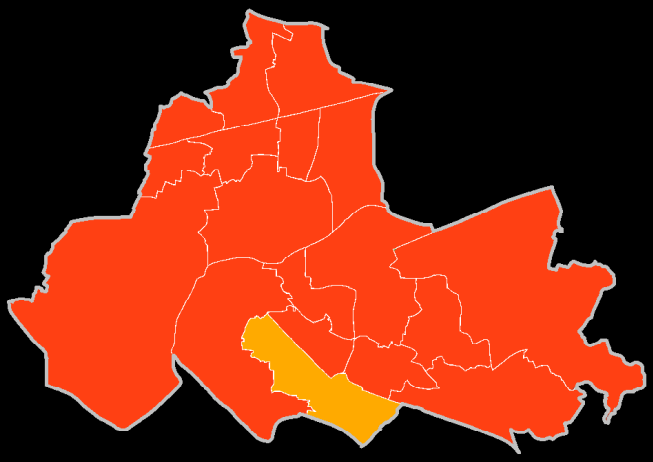

Electoral history of Halton

	seats	%votes	seats	%votes	seats	%votes	seats	%votes	Total	Majority
2024	1	11.8	50	68.1	3	10.4	0	9.7	17	46
2023	2	16.0	46	64.4	3	9.9	0	9.7	17	41
2022	3	17.7	45	64.2	3	9.6	0	8.4	17	39
2021	2	25.7	45	48.8	3	15.0	1	10.5	51	39
2019	2	9.1	51	62.2	3	7.6	0	21.1	19	46
2018	2	16.8	52	66.1	2	7.8	0	9.3	17	48
2016	2	15.1	52	67.8	2	8.1	0	9.0	20	48
2015	2	16.3	52	63.7	2	5.9	0	13.8	19	48
2014	2	15.0	51	66.0	3	6.5	0	12.5	17	46
2012	2	9.7	50	72.7	4	12.8	0	4.9	20	44
2011	3	19.3	44	65.0	6	13.7	3	2.1	19	32
2010	6	19.5	37	52.7	13	23.1	0	4.6	17	18
2008	9	27.4	33	38.1	14	30.6	0	3.9	20	10
2007	8	22.6	33	41.2	15	30.8	0	6.4	19	10
2006	8	27.3	35	45.5	13	20.5	0	6.6	17	14
2004	7	25.0	35	46.6	14	21.1	0	7.3	56	14
2002	2	18.1	47	60.7	7	18.4	0	2.9	18	38
2001	2	17.7	46	65.0	6	13.7	2	3.7	18	36
2000	2	19.2	43	53.6	7	23.1	4	4.1	20	30
1999	1	11.0	46	68.2	8	19.8	0	1.0	17	37
1997	1	15.8	47	63.8	8	20.3	0	0.0	56	38
1996	0	11.0	46	68.7	7	20.3	0	0.0	18	39
1995	1	8.5	45	75.3	7	15.9	0	0.3	18	37
1994	2	8.0	44	67.2	7	23.9	0	0.9	17	35
1992	2	22.0	44	55.2	7	22.9	0	0.0	18	35
1991	2	20.6	44	63.7	7	13.6	0	2.1	18	35
1990	2	16.4	45	70.9	6	7.9	0	4.8	17	37
1988	3	21.1	44	66.0	4	8.7	2	4.3	18	35
1987	4	18.7	42	58.3	6	22.1	1	0.8	18	31
1986	3	19.6	44	53.2	5	21.3	1	5.9	19	35
1984	8	20.8	34	56.7	3	21.7	2	4.0	16	21
1983	8	18.8	35	56.4	3	19.5	2	5.3	16	22
1982	8	22.6	34	42.9	3	31.6	2	2.9	17	21
1980	12	33.4	32	58.3	1	0.7	2	7.6	16	17
1979	14	39.5	29	53.2	1	5.5	3	1.9	16	11
1978	18	48.0	25	45.2	1	6.5	3	0.2	15	3
1976	17	40.2	26	39.4	1	8.1	3	12.3	47	5
1973	8	33.6	30	44.5	0	7.9	4	14.0	48	18

Ward history of Halton

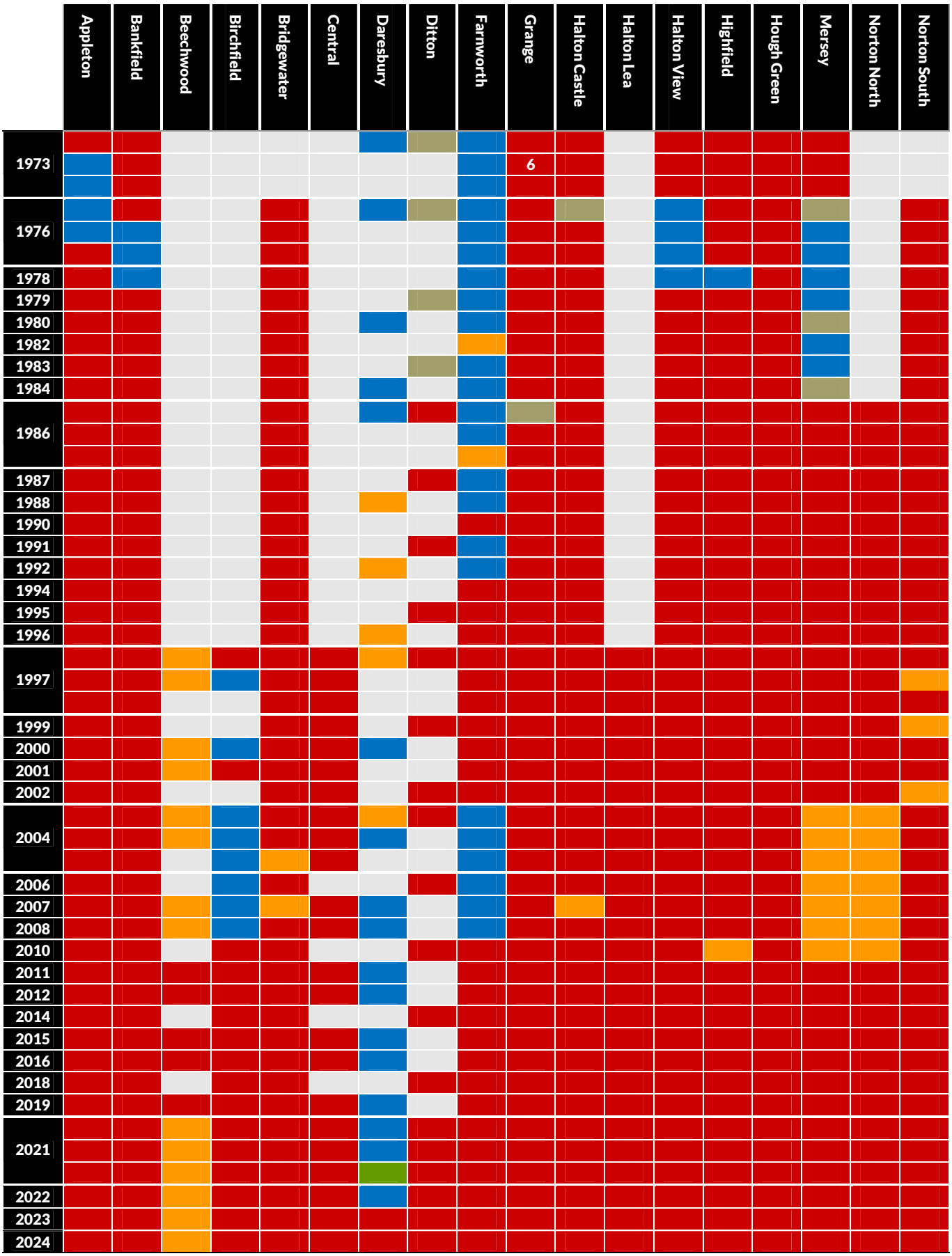

Appleton
Widnes and Halewood

***Edward D. Jones**	**Lab**	**826**	**87.2**	**+11.5**
David J. Findon	Con	121	12.8	- 11.5

Bankfield
Widnes and Halewood

***Anthony McDermott**	**Lab**	**810**	**84.6**	**+15.1**
Raymond E. Roberts	Con	147	15.4	- 15.1

Beechwood and Heath
Runcorn and Helsby

***Margaret A. Ratcliffe**	**LD**	**806**	**44.9**	**+ 8.7**
Louise J. Whitley	Lab	625	34.8	+ 9.6
Rhona M. Bentley	Ref	193	10.7	
Daniel D. Clarke	L	104	5.2	
Sariel Arjona	Grn	86	4.8	

Birchfield
Widnes and Halewood

***Angela H. Ball**	**Lab**	**878**	**61.7**	**+ 12.9**
John R. Powell	Con	397	27.9	- 10.4
Andrew P. Teebay	LD	149	10.5	- 2.4

Bridgewater
Runcorn and Helsby

***Stefan M.J. Nelson**	**Lab**	**850**	**72.9**	**+18.3**
Christopher N. Sankey	Grn	118	10.1	
Susan M. Forder	Con	104	8.9	- 16.5
Jonathan N. Howard	LD	94	8.1	- 11.9

Central and West Bank
Widnes and Halewood

***Pamela Wallace**	**Lab**	**476**	**72.9**	**+ 6.0**
Callum E.P. Hewitt	Ind	74	11.2	
Anthony McMullin	Grn	73	11.2	
Julie Powell	Con	30	4.6	- 12.8

Daresbury, Moore and Sandymoor
GAIN
Runcorn and Helsby

Neil S. Connolly	**Lab**	**652**	**53.3**	**+33.3**
Sandra M. Myndiuk-Davidson	Con	234	19.1	- 12.4
Iain J. Ferguson	Grn	219	17.9	- 12.4
John S. Secker	LD	118	9.6	- 8.5

Ditton, Hale Village and Hale Bank
Widnes and Halewood

***Michael C. Wharton**	**Lab**	**799**	**83.4**	**+13.7**
Philip Harper	Con	159	16.6	- 13.7

Farnworth
Widnes and Halewood

***Angela McInerney**	**Lab**	**1,046**	**74.2**	**+23.7**
Colleen M. Harper	Con	363	25.8	- 12.5

Grange
Runcorn and Helsby

Kay E. McDonough	**Lab**	**638**	**67.8**	**+17.9**
Daniel J. Baker	Ind	119	12.6	
Thomas Aveyard	Con	97	10.3	- 5.8
Suzanne N. Howard	LD	87	9.2	- 1.9

Halton Castle
Runcorn and Helsby

Sharon A. Thornton	**Lab**	**623**	**67.8**	**+17.2**
Darrin D. Whyte	Ind	140	12.6	
Vanessa Shaw	Grn	89	9.7	
Dylan A. Eaton	Con	67	7.3	- 11.3

Halton Lea
Runcorn and Helsby

***Kathleen B. Loftus**	**Lab**	**656**	**74.9**	**+11.8**
Michael J. O'Day	Grn	86	9.8	
Peter Davidson	Con	84	9.6	- 11.7
Joanne A. Rowe	LD	50	5.7	- 6.0

Halton View
Widnes and Halewood

***Robert K. Polhill**	**Lab**	**802**	**70.7**	**+12.6**
Molly J. Glover	Grn	200	17.6	
James R.M. Powell	Con	132	11.6	-15.6

Highfield
Widnes and Halewood

***Marie A. Wall**	**Lab**	**1,042**	**89.4**	**+15.3**
David J. Dorian	Con	124	10.6	- 15.3

Hough Green
Widnes and Halewood

***Sandra M. Baker**	**Lab**	**748**	**74.6**	**+25.1**
Elaine Dean	Con	152	15.2	- 10.7
Philip J. Beale	Grn	103	10.3	- 4.4

Mersey and Weston
Runcorn and Helsby

***Victoria Begg**	**Lab**	**691**	**56.4**	**+15.8**
Matthew D. Morris	LD	415	33.8	+11.6
Deborah Brooks	Grn	120	9.8	- 9.3

Norton North
Runcorn and Helsby

***irene Bramwell**	**Lab**	**826**	**60.9**	**+26.2**
Diane M. Inch	LD	248	18.3	- 6.1
Adam R. Burnett	Con	162	11.9	- 12.7
Clare Thomas	Grn	121	8.9	- 7.4

Norton South and Preston Brook
Runcorn and Helsby

Colin W. Hughes	**Lab**	**742**	**74.2**	**+25.1**
Miriam L. Hodge	LD	137	13.7	+ 0.3
Thomas Clare	Grn	121	12.1	- 10.2

Summary of results: Halton

	Year	Elec	%Poll	Con	Lab	LD	Grn	Ind	Other
Appleton	2024	4,896	19.6	12.8	87.2				
	2023	4,864	20.6	9.0	80.4		10.6		
	2022	4,954	21.0	15.4	84.6				
	2021	4,979	21.5	24.3	75.7				
Bankfield	2024	4,999	19.5	15.4	84.6				
	2023	4,968	19.8	18.2	81.8				
	2022	5,076	21.4	5.2	86.8			8.0	
	2021	5,138	22.0	30.5	69.5				
Beechwood and Heath	2024	6,017	30.4		34.8	44.9	4.8		15.5
	2023	6,010	31.4	16.1	32.1	51.5			
	2022	6,043	34.6	17.5	30.0	47.9		4.5	
	2021	6,088	35.9	21.4	25.2	36.2	12.4	4.7	

	Year	Elec	%Poll	Con	Lab	LD	Grn	Ind	Other
Birchfield	2024	6,084	23.1	27.9	61.7	10.5			
	2023	6,053	24.7	24.1	61.5	14.5			
	2022	6,087	29.3	37.5	49.9	6.7	6.0		
	2021	6,135	37.0	38.3	48.8	12.9			
Bridgewater	2024	5,745	20.4	8.9	72.9	8.1	10.1		
	2023	5,638	21.5	12.5	69.8	8.0	9.6		
	2022	5,749	24.2	14.7	74.6	10.7			
	2021	5,784	22.5	25.4	54.6	20.0			
Central and West Bank	2024	4,784	13.8	4.6	72.9		11.2	11.3	
	2023	4,763	15.2		59.9		26.3		13.9
	2022	4,928	15.3	14.3	85.7				
Riverside	2021	4,868	15.9	17.4	66.9	15.7			
Daresbury, Moore and Sandymoor	2024	4,269	28.8	19.1	53.3	9.6	17.9		
	2023	3,987	35.3	26.1	41.8	5.5	26.6		
	2022	3,832	30.6	34.1	34.0		31.8		
	2021	3,719	33.4	31.5	20.0	18.1	30.3		
Ditton, Hale Village and Hale Bank	2024	5,110	19.2	16.6	83.4				
	2023	5,137	20.2	20.3	79.7				
	2022	5,277	23.0	19.8	80.2				
	2021	5,326	26.2	30.3	69.7				
Farnworth	2024	6,068	23.6	25.8	74.2				
	2023	6,071	24.7	29.6	70.4				
	2022	6,112	26.5	35.2	64.8				
	2021	6,106	27.5	38.3	50.5				11.2
Grange	2024	5,619	16.9	10.3	67.8	9.2		12.6	
	2023	5,572	18.6	12.6	67.5	10.0		9.9	
	2022	5,718	17.9		78.2	21.8			
	2021	5,745	20.1	16.1	49.9	11.1	15.4		7.5
Halton Castle	2024	4,800	19.3	7.3	67..8	9.2		12.6	
	2023	4,807	21.7	7.0	69.4		12.6	11.0	
	2022	4,938	23.1	7.7	63.0		17.4	11.8	
	2021	5,010	21.9	18.6	50.6	11.7		19.1	
Halton Lea	2024	5,044	17.6	9.6	74.9	5.7	9.8		
	2023	5,020	20.2	11.6	75.9	4.3	8.3		
	2022	5,165	21.9	11.6	75.8	5.0	7.7		
	2021	5,099	20.8	21.3	63.1	15.6			
Halton View	2024	5,352	21.5	11.6	70.7		17.6		
	2023	5,359	22.3	13.7	71.9		14.4		
	2022	5,465	23.5	19.9	80.1				
	2021	5,455	23.9	27.2	58.1				14.7
Highfield	2024	5,068	23.7	10.6	89.4				
	2023	5,150	25.2	11.9	77.3		10.8	11.3	
	2022	5,218	25.6	25.9	74.1				
	2021	4,758	23.0	6.1	77.8				16.1
Hough Green	2024	5,237	19.4	15.2	74.6		10.3		
	2023	5,280	20.8	18.4	70.2		11.4		
	2022	5,411	22.8	17.3	72.5		10.1		
	2021	5.427	21.7	25.9	49.5		14.7		9.9
Mersey and Weston	2024	5,921	20.9		56.4	33.8	9.8		
	2023	5,926	20.5	11.1	59.7	20.9	8.3		
	2022	6,069	23.4	11.6	56.7	24.9		6.8	
	2021	6,003	22.3	18.1	40.6	22.2	19.1		
Norton North	2024	5,580	25.0	11.9	60.9	18.3	8.9		
	2023	5,562	25.8	13.7	54.8	18.2	13.3		
	2022	5,649	30.5	10.9	46.9	16.1	19.0	7.2	
	2021	5,679	27.9	24.6	34.7	24.4	16.3		
Norton South and Preston Brook	2024	4,943	20.7		74.2	13.7	12.1		
	2023	4,915	21.3	17.6	69.1	6.1	7.2		
	2022	5,023	22.9	15.2	71.0	6.9		6.9	
	2021	5,073	22.6	22.3	49.1	13.4		15.2	

Harlow boundary changes

▼5	17	▲5	16	◆	0	◆	0	◆	0	◆	0

Conservatives retain control - majority: 1 seat

Electoral history of Harlow

	seats	%votes	seats	%votes	seats	%votes	seats	%votes	Total	Majority	
2024	17	39.4	16	39.8	0	1.8	0	17.1	33	1	●
2023	22	41.5	11	43.8	0	1.5	0	13.3	11	11	●
2022	21	48.5	12	38.9	0	0.3	0	12.4	11	9	●
2021	20	59.6	13	36.5	0	2.6	0	1.2	11	7	●
2019	13	35.5	20	38.7	0	3.0	0	22.9	11	7	●
2018	13	46.5	20	43.4	0	2.2	0	7.9	11	7	●
2016	11	34.8	18	40.1	0	1.9	4	23.1	11	3	●
2015	12	40.9	19	35.6	0	2.8	2	20.7	11	5	●
2014	11	28.1	17	33.3	0	2.7	5	35.8	11	1	●
2012	13	39.4	20	50.5	0	7.9	0	2.2	12	7	●
2011	17	42.3	14	46.1	2	10.8	0	0.8	11	1	●
2010	18	41.6	10	36.3	5	21.5	0	0.5	11	3	●
2008	19	50.9	6	27.4	8	20.8	1	0.9	11	4	●
2007	12	43.2	12	34.0	8	20.6	1	2.2	12		
2006	12	40.6	13	32.5	8	24.8	0	2.1	12		
2004	13	31.7	11	33.1	9	21.8	0	13.4	11		
2003	12	32.7	9	38.3	12	27.8	0	1.3	11		
2002	12	31.2	9	37.4	12	29.1	0	2.3	33		
2000	8	33.3	26	37.2	8	27.9	0	1.7	14	10	●
1999	4	32.1	34	47.4	4	18.2	0	2.2	14	26	●
1998	1	25.7	38	53.4	3	20.9	0	0.0	14	34	●
1996	0	22.9	39	66.8	3	9.6	0	0.7	14	36	●
1995	2	20.3	37	65.7	3	13.8	0	0.2	14	32	●
1994	6	23.3	33	57.3	3	18.5	0	0.9	14	24	●
1992	7	38.6	32	49.0	3	12.4	0	0.0	14	22	●
1991	6	34.5	33	49.9	3	15.5	0	0.0	14	24	●
1990	7	25.8	35	59.8	3	13.5	0	0.8	14	25	●
1988	4	29.7	35	60.1	3	9.9	0	0.3	14	28	●
1987	2	26.5	37	49.6	3	23.6	0	0.3	14	32	●
1986	2	15.3	36	61.8	4	22.9	0	0.0	14	30	●
1984	4	21.6	33	56.7	5	21.7	0	0.0	14	24	●
1983	3	23.2	34	47.4	4	29.4	1	0.0	14	26	●
1982	3	12.5	34	50.3	5	37.0	0	0.2	14	26	●
1980	7	24.7	33	62.3	2	12.8	0	0.2	14	24	●
1979	6	35.9	35	44.8	1	19.3	0	0.0	14	28	●
1978	3	30.1	35	54.4	4	15.0	0	0.5	14	28	●
1976	3	14.9	35	49.5	4	31.2	0	4.3	42	28	●
1973	0	16.7	38	62.9	4	15.1	0	5.3	42	34	●

Ward history of Harlow

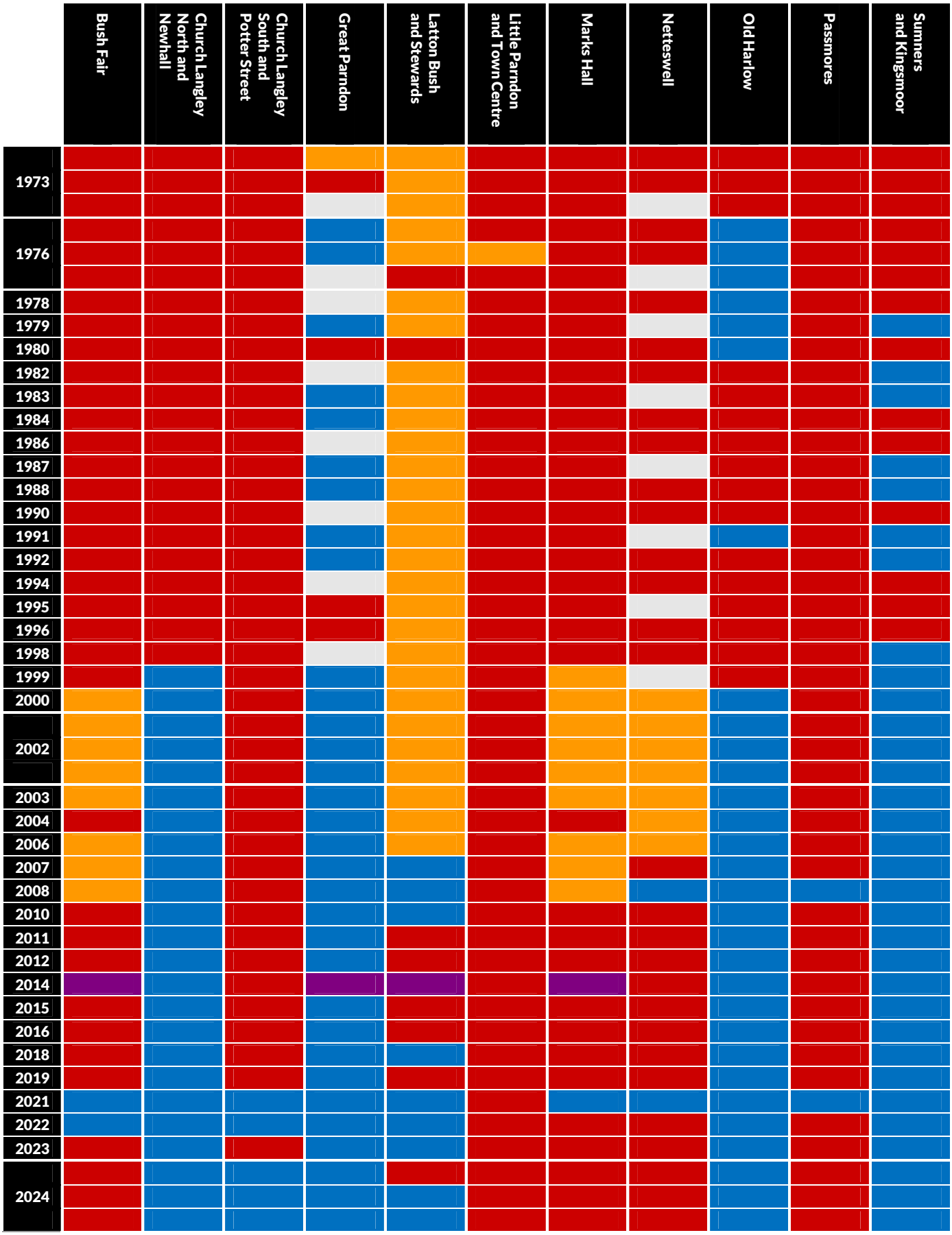

Bush Fair
Harlow

***Jodi Dunne**	**Lab**	**778**	**44.7**
Kay Morrison	**Lab**	**769**	**44.1**
Mark Ingall	**Lab**	**737**	**42.3**
*Colleen L. Morrison	Con	589	33.8
Nidhi S, Hindocha	Con	575	33.0
Brian I. Kasule	Con	550	31.6
Hannah Bolton	Grn	177	10.2
David Margetts	Grn	175	10.0
Jennifer Steadman	Grn	175	10.0
Daniel P. Long	UKIP	141	8.1
William L. Tennison	LD	89	5.1

Antededent: Bush Fair

Church Langley North and Newhall
Harlow

***Andrew E. Johnson**	**Con**	**831**	**60.4**
***Dan Swords**	**Con**	**798**	**58.0**
Michael E. Hardware	**Con**	**779**	**56.6**
Edna R. Stevens	Lab	437	31.8
Simon D. O'Dell	Lab	418	30.4
John M. Solomon	Lab	384	27.9
Michelle Margetts	Grn	185	13.4
Bengeman S. White	Grn	136	9.9

Antededent: Church Langley

Church Langley South & Potter Street
Harlow

***Nicky Purse**	**Con**	**939**	**53.9**
Danielle S. Brown	**Con**	**890**	**51.1**
***James Leppard**	**Con**	**826**	**47.4**
Christine A. Gallacher	Lab	568	32.6
Emma B. Mullard-Toal	Lab	513	29.5
Jeff D.P. Mace	Lab	505	29.0
Tina Richardson	Grn	187	10.7
Gary Roberts	Ind	141	8.1

Antededent: Harlow Common

Great Parndon
Harlow

***David F. Carter**	**Con**	**932**	**51.6**
Hannah R. Ellis	**Con**	**825**	**45.7**
***Matthew Saggers**	**Con**	**791**	**43.8**
Rosie Jackson	Lab	581	32.2
Allan E. Jolley	Lab	527	29.2
Harry L.R. Tennison	Lab	490	27.1
Nicholas L. Taylor	All	289	16.0
Vicki O'Brien	Grn	149	8.3
Liz Pike	Grn	121	6.7

Antededent: Great Parndon

Latton Bush and Stewards
Harlow

Luke P. Howard	**Lab**	**890**	**42.3**
Alastair H. Gunn	**Con**	**881**	**41.9**
***Stacy M. Seales**	**Con**	**859**	**40.8**
John Steer	Con	836	39.7
Phil Waite	Lab	805	38.3
Peiyee O'Dell	Lab	781	37.1
Karen A. James	All	221	10.5
Tina Higginson	Grn	215	10.2
Jack Margetts	Grn	183	8.7

Antededent: Bush Fair

Little Parndon and Town Centre
Harlow

***Christopher J. Vince**	**Lab**	**761**	**62.7**
***Tony Durcan**	**Lab**	**710**	**58.5**
***Margaret J. Hulcoop**	**Lab**	**671**	**55.3**
Dan Brown	Con	388	32.0
Geoffrey E. Longster	Con	349	28.8
Anne I. Richards	Con	332	27.4
Klara Bow	Grn	187	15.4
Caroline Schellin-Jolley	Grn	133	11.0
Danielle Kemm	Grn	108	8.9

Antededent: Little Parndon and Hare Street

Mark Hall
Harlow

Michael P. Houlihan	**Lab**	**722**	**44.1**
***Aiden F.M. O'Dell**	**Lab**	**685**	**41.9**
***Lanie Shears**	**Lab**	**682**	**41.7**
*Simon N. Carter	Con	408	24.9
Julie Taylor	Grn	370	22.6
Fahreday J. Purse	Con	337	20.6
John M. Purse	Con	329	20.1
Ernesto G. Johnson	Grn	240	14.7
Paul King	Grn	233	14.2
Mark R.E. Gough	UKIP	184	11.2
Lesley A. Rideout	LD	117	7.2

Antededent: Mark Hall

Netteswell
Harlow

***James Griggs**	**Lab**	**871**	**60.6**
***Nancy C. Watson**	**Lab**	**710**	**49.4**
Stefan P. Mullard-Toal	**Lab**	**705**	**49.0**
Wendy M. Carter	Con	420	29.2
Elena V. Harware	Con	403	28.0
Vic Petch	Con	367	25.5
Milly Judd	Grn	147	10.2
Robert K. Thurston	LD	145	10.1
Adam Margetts	Grn	122	8.5

Antededent: Netteswell

Old Harlow
Harlow

***Joel R. Charles**	**Con**	**1,042**	**57.6**
***Michael G. Garnett**	**Con**	**957**	**52.9**
***Sue J. Livings**	**Con**	**943**	**52.2**
Michael R. Danvers	Lab	665	36.8
Liam Kerrigan	Lab	563	31.1
Anita Schultschik	Lab	559	30.9
Yasmin Gregory	Grn	247	13.7
Jacklyn Stansfield	Grn	168	9.3
Jacobus Van Der Poel	Grn	115	6.4
Paul Lenihan	TUSC	55	3.0

Antededent: Old Harlow

Passmores
Harlow

Tony Edwards	**Lab**	**799**	**52.4**
Danielle Pritchard	**Lab**	**753**	**49.3**
Jake D.A. Shepherd	**Lab**	**748**	**49.0**
Amanda S.H. Maison	Con	427	28.0
Michelle L. Field	Con	422	27.7
*Ash Malik	Con	337	22.1
Steve Barnes	All	198	13.0
*Gareth Williams	Grn	166	10.9

Antededent: Toddbrook

Sumners and Kingsmoor
Harlow

***Russell M. Perrin**	**Con**	**886**	**43.6**
***Clive T. Souter**	**Con**	**864**	**42.5**
Emma L.M. Ghaffari	**Con**	**788**	**38.8**
Robert Davis	Lab	752	37.0
Cara A. Dunne	Lab	719	35.4
Simon J, Vincent	Lab	670	33.0
Alan W. Leverett	All	285	14.0
Julie A. Bull	Grn	205	10.1
Dean Bull	Grn	170	8.4

Antededent: Sumners and Kingsmoor

Summary of results: Harlow

	Year	Elec	%Poll	Con	Lab	LD	Grn	Oths
Bush Fair	2024	6,397	28.3	32.8	43.7	5.1	10.1	8.1
	2023	5,469	24.7	33.5	51.2	4.7	10.6	
	2022	5,506	27.6	44.8	44.5	3.1	7.7	
	2021	5,616	35.3	48.9	46.5	4.6		
Church Langley North and Newhall	2024	5,318	27.3	58.3	30.0		11.7	
Church Langley	2023	6,378	24.5	64.3	25.8		9.9	
	2022	6,425	27.7	69.6	20.9		9.5	
	2021	6,429	31.9	78.1	21.9			
Church Langley South and Potter Street	2024	6,669	26.6	50.8	30.4		10.7	8.1
Harlow Common	2023	5,429	27.8	43.0	47.1		9.9	
	2022	5,442	30.8	48.1	45.0		7.0	
	2021	5,479	35.7	57.9	42.1			
Great Parndon	2024	5,601	30.6	47.0	29.5		7.5	16.0
	2023	4,837	29.8	52.0	30.6		5.3	12.0
	2022	4,864	34.1	52.2	29.8			17.9
	2021	4,942	36.0	59.0	26.2			14.8
Latton Bush and Stewards	2024	6,815	30.8	40.8	39.2		9.5	10.5
Staple Tye	2023	5,096	23.1	40.5	42.9		7.7	8.9
	2022	5,137	26.9	52.5	39.1		9.9	
	2021	5,119	30.9	58.3	36.2	5.6		
Little Parndon and Town Centre	2024	5,228	26.1	29.4	58.8		11.8	
Little Parndon and Hare Street	2023	6,415	23.6	29.9	65.7		4.4	
	2022	6,500	27.8	38.2	51.4		10.3	
	2021	6,532	29.5	47.9	52.1			
Mark Hall	2024	5,679	27.7	21.9	42.6	7.2	17.2	11.2
	2023	5,332	24.8	24.3	47.6	6.2	13.4	8.4
	2022	5,304	29.4	40.8	43.3		15.9	
	2021	5,328	32.1	61.1	31.9	7.1		
Netteswell	2024	5,749	24.9	27.6	53.0	10.1	9.3	
	2023	5,944	22.8	33.5	52.2	6.7	7.6	
	2022	5,735	27.7	39.5	49.9		10.6	
	2021	5,783	28.3	52.3	41.3	6.4		
Old Harlow	2024	6,269	30.4	54.2	32.9		9.8	3.0
	2023	8,652	25.5	49.1	34.2		14.9	1.9
	2022	8,211	29.3	52.9	29.2		16.0	1.9
	2021	7,660	32.9	66.1	27.5	4.8		1.6
Passmores	2024	5,339	27.0	25.9	50.2		10.9	13.0
Toddbrook	2023	5,557	25.2	32.8	56.0		11.2	
	2022	5,537	29.1	39.7	48.1		12.2	
	2021	5,645	31.4	52.6	47.4			
Sumners and Kingsmoor	2024	6,135	31.1	41.6	35.1		9.3	14.0
	2023	5,049	26.2	43.6	36.5	6.5		13.4
	2022	5,073	29.2	51.7	32.1		5.1	11.1
	2021	5,198	33.6	62.6	25.8			11.6

Hart

4 ▼2	9	0 ◆	0	4 ▲1	12	0 ◆	0	0 ◆	1	0 ▲1	11

Council remains under no overall control

Electoral history of Hart

	seats	%votes	seats	%votes	seats	%votes	seats	%votes	Total	Majority
2024	9	36.1	0	9.7	12	28.4	12	25.8	11	
2023	11	37.5	0	9.4	11	23.7	11	29.4	11	
2022	11	40.7	0	5.1	11	31.2	12	23.0	11	
2021	12	51.0	0	6.7	10	24.9	11	17.3	11	
2019	11	28.6	0	4.3	10	29.8	12	37.3	11	
2018	16	43.1	0	7.7	8	24.3	9	24.9	11	
2016	16	39.2	0	7.4	8	24.6	9	28.9	11	
2015	16	50.8	0	7.7	8	17.5	9	24.0	11	
2014	14	37.9	0	6.5	9	19.9	10	35.6	11	
2012	15	42.5	0	7.5	10	19.4	10	30.6	11	
2011	20	51.3	0	8.2	10	26.5	5	14.0	12	5 ●
2010	20	53.3	0	1.3	10	27.7	5	17.7	12	5 ●
2008	17	60.1	0	2.0	10	28.7	8	9.2	12	
2007	15	50.8	0	2.9	12	33.0	8	13.2	12	
2006	16	41.0	0	2.3	12	27.3	5	29.4	12	
2004	18	46.2	0	1.7	12	33.7	5	18.5	11	1 ●
2003	22	51.8	0	3.0	10	44.0	3	1.2	12	9 ●
2002	22	41.8	0	4.6	10	38.4	3	15.2	33	9 ●
2000	18	56.3	0	6.8	12	29.7	5	7.1	11	1 ●
1999	16	53.2	0	9.8	14	37.0	5	0.0	13	
1998	14	36.0	0	8.7	15	30.3	6	25.0	11	
1996	12	39.1	0	8.4	15	33.1	8	19.5	11	
1995	11	33.6	0	10.7	14	40.9	10	14.9	13	
1994	13	29.0	0	6.3	14	37.1	8	27.6	11	
1992	16	45.0	0	3.5	12	25.2	7	26.4	11	
1991	15	41.9	0	7.0	12	41.1	8	10.0	13	
1990	17	35.0	0	10.0	9	26.7	9	3.6	11	
1988	16	46.7	0	1.5	12	28.5	7	23.3	11	
1987	14	44.3	0	0.8	16	41.3	5	13.7	13	
1986	11	33.6	0	4.3	17	50.2	7	12.0	11	
1984	12	35.2	0	5.7	14	39.6	9	19.5	11	
1983	14	35.9	0	4.5	11	33.6	10	26.0	12	
1982	18	33.8	0	5.0	8	37.8	9	23.4	12	1 ●
1980	21	40.9	0	2.8	5	32.1	9	24.3	12	7 ●
1979	21	47.7	0	14.3	0	0.0	14	38.0	13	7 ●
1978	14	55.4	1	9.8	0	1.8	20	33.0	11	
1976	14	39.6	2	7.6	0	2.1	19	50.7	35	3 ●
1973	7	21.3	0	8.9	0	0.0	26	69.8	33	19 ●

Ward history of Hart

	Blackwater and Hawley	Crookham East	Crookham West	Fleet Central	Fleet East	Fleet West	Hartley Wintney	Hook	Odiham	Yateley East	Yateley West
1973				6						4	
										1	
1976											
1978											
1979											
1980											
1982											
1983											
1984											
1986											
1987											
1988											
1990											
1991											
1992											
1994											
1995											
1996											
1998											
1999											
2000											
2002											
2003											
2004											
2006											
2007											
2008											
2010											
2011											
2012											
2014											
2015											
2016											
2018											
2019											
2021											
2022											
2023											
2024											

Blackwater and Hawley
Aldershot

Andrew N. Brown	**LD**	**1,082**	**60.5**	**+ 2.9**
Susan A. Perkins	Con	419	23.4	- 11.0
Carly Hurlow	Lab	286	16.0	+ 8.0

Crookham East
North East Hampshire

***Edward J. Radley**	**CCH**	**1,268**	**60.6**	**+ 3.9**
Michael R. Thorne	Con	596	28.5	- 14.8
Michael G. Mellor	Lab	228	10.9	

Crookham West and Ewshot
North East Hampshire

***Tina A. Collins**	**CCH**	**1,601**	**67.4**	**+18.4**
Bruce G. Bulgin	Con	773	32.6	- 9.2

Fleet Central
North East Hampshire

GAIN 1

Richard S.A. Jones	**CCH**	**1,103**	**45.4**	**+11.5**
Roy Fang	Con	854	35.1	- 12.3
Andrew N. Perkins	Lab	384	15.8	+ 7.4
Alan Hope	OMRL	91	3.7	+ 1 .2

Fleet East
North East Hampshire

GAIN

Parambir Khepar	**LD**	**1,155**	**44.4**	**+ 6.8**
Eileen A. May	Con	893	34.3	- 15.3
Kevin N. Munt	Grn	294	11.3	
Valmai E. Wainhouse	Lab	262	10.1	+ 1.9

Fleet East by-election

Daniel Taylor	**LD**	**1,086**	**55.6**
Jonathan B. Wright	Con	867	44.4

Fleet West
North East Hampshire

***Steven M. Forster**	**Con**	**1,149**	**54.9**	**- 1.9**
Wayne A. Rozier	CCH	1,101	44.0	+15.0
Zachary V. Seth	Lab	255	10.2	- 4.6

Hartley Wintney
North East Hampshire

***Anne Boon**	**Con**	**1,168**	**44.4**	**- 29.8**
Deborah Fontana-Fox	LD	848	32.2	+ 6.4
Roger C. Robertson	Home	355	13.5	
Alexander I. Christie	Lab	261	9.9	

Hook
North East Hampshire

***Selena Coburn**	**Con**	**1,098**	**44.6**	**- 10.6**
Shamraz Raffaq	LD	754	30.6	- 1.8
Amanda Affleck-Cruise	Lab	405	16.4	+ 4.0
Joseph E.J. Hutton	Grn	207	8.4	

Odiham
North East Hampshire

Stephen M. Highley	**Con**	**1,267**	**58.7**	**- 8.9**
Anthony P. Over	LD	470	21.8	+ 6.3
Lars E. Mosesson	Grn	230	10.7	- 6.2
Benjamin M. Jones	Lab	192	8.9	

Yateley East
Aldershot

***Graham J. Cockarill**	**LD**	**1,275**	**59.6**	**+10.9**
Andrew W. Boon	Con	393	18.4	- 16.4
Trevor Lloyd-Jones	Ref	218	10.2	
Robert D. Wiltshire	Lab	174	8.1	- 4.7
Catherine A. Park	Grn	81	3.8	

Yateley West
North East Hampshire

***Gerald I.F. Crisp**	**LD**	**1,599**	**75.2**	**+18.0**
Deborah E. Moss	Con	528	24.8	- 10.6

Summary of results: Hart

	Year	Elec	%Poll	Con	Lab	LD	Grn	CCH	Ind	Oths
Blackwater and Hawley	2024	6,384	28.2	23.4	16.0	60.5				
	2023	6,190	30.4	26.0	10.7	63.4				
	2022	6,234	31.6	28.7		71.3				
	2021	6,188	36.1	34.4	8.0	57.6				
Crookham East	2024	5,855	35.9	28.5	10.9			60.6		
	2023	5,881	38.9	35.0	9.6			55.4		
	2022	5,933	39.4	33.8				66.2		
	2021	5,982	44.8	43.3				56.7		
Crookham West and Ewshot	2024	8,044	29.8	32.6				67.4		
	2023	7,911	32.4	35.4	8.9		10.9	44.8		
	2022	7,809	33.2	38.2				61.8		
	2021	7,884	38.5	41.8	9.2			49.0		
Fleet Central	2024	6,668	38.7	35.1	15.8			45.4		3.7
	2023	6,614	38.2	37.7	14.9			44.3		3.1
	2022	6,763	38.5	39.0	12.2			45.0		3.9
	2021	6,823	41.5	47.4	8.4		7.8			2.5
Fleet East	2024	6,177	39.4	34.3	10.1	44.4	11.3			
	2023	6,117	43.0	33.0	5.8	53.7	7.5			
	2022	6,019	42.3	38.5	6.2	47.1	8.2			
	2021	6,052	44.9	49.6	8.2	37.6				4.5
Fleet West	2024	6,805	36.9	45.9	10.2			44.0		
	2023	6,837	36.8	39.1	10.3		7.9	42.7		
	2022	6,811	38.0	40.4			12.8	46.7		
	2021	6,806	43.6	56.8	5.6		6.6	29.0		1.9
Hartley Wintney	2024	7,310	36.2	44.4	9.9	32.2				13.5
	2023	7,326	34.4	54.6		22.6			22.8	
	2022	7,409	35.4	65.4	12.3	22.2				
	2021	7,459	42.3	74.2		25.8				
Hook	2024	7,529	32.9	44.6	16.4	30.6	8.4			
	2023	7,458	37.2	37.9	16.1				46.1	
	2022	7,312	36.6	47.1	12.4	40.5				
	2021	7,095	40.2	55.2	12.4	32.4				
Odiham	2024	6,497	33.4	58.7	8.9	21.8	10.7			
	2023	6,569	35.0	61.8	8.1	19.5	10.6			
	2022	6,562	36.6	59.3		40.7				
	2021	6,735	41.9	67.6		15.5	16.9			
Yateley East	2024	6,661	32.2	18.4	8.1	59.6	3.8			10.2
	2023	6,690	32.8	26.7	8.5	60.5				4.3
	2022	6,769	34.4	26.7		73.3				
	2021	6,841	38.7	34.8	12.8	48.7			3.8	
Yateley West	2024	6,667	32.3	24.8		75.2				
	2023	6,655	34.2	25.5	10.5	60.7				3.4
	2022	6,663	36.3	26.2	9.9	61.8				2.2
	2021	6,659	43.1	35.4	7.4	57.2				

Hartlepool

1 ▼5	7	9 ▲7	25	0 ◆	0	0 ◆	0	0 ▼2	3	0 ◆	1

Labour gain from no overall control - majority: 14 seats

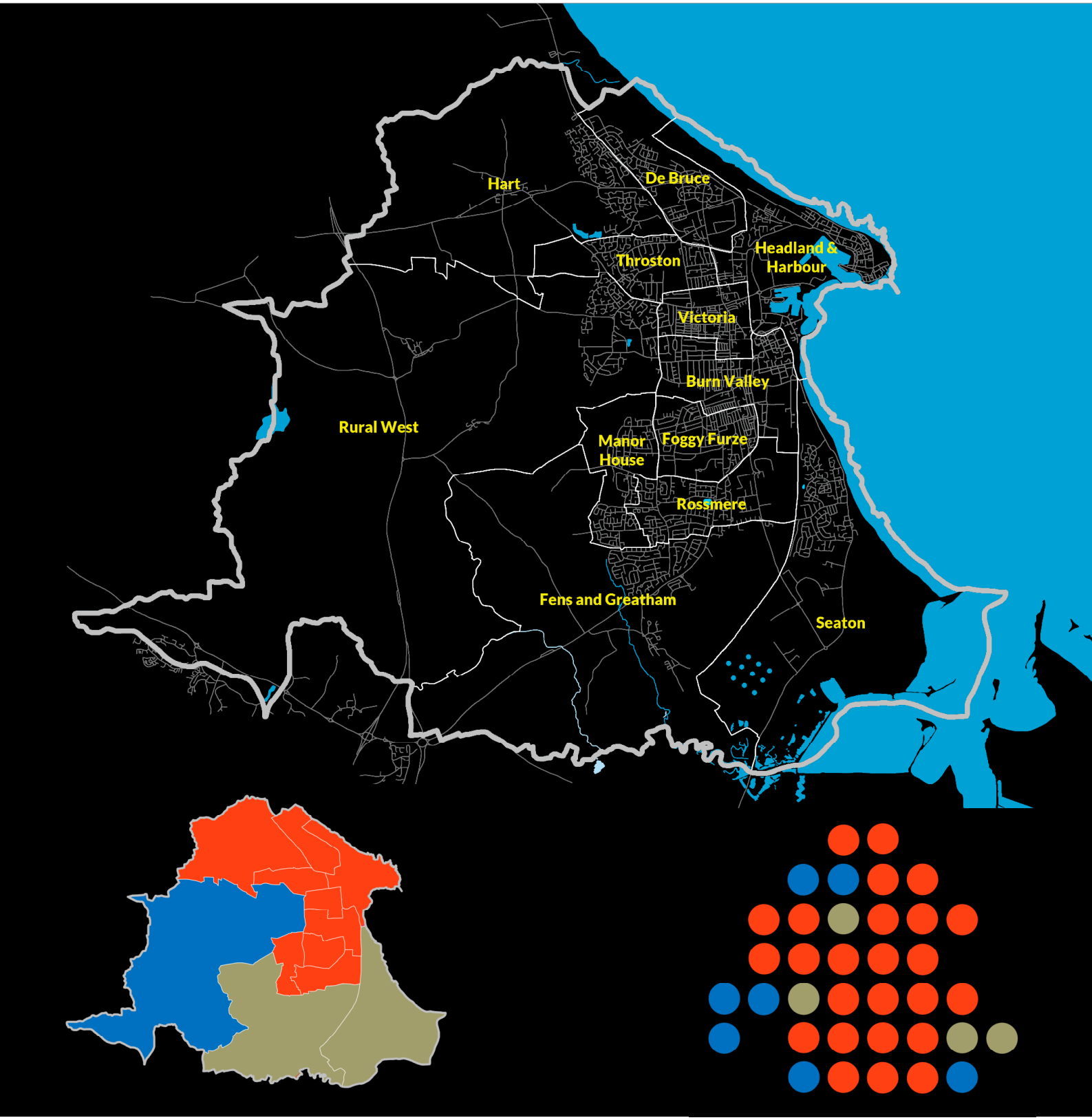

Electoral history of Hartlepool

	seats	%votes	seats	%votes	seats	%votes	seats	%votes	Total	Majority	
2024	7	24.6	25	46.5	0	0.0	4	28.8	12	14	●
2023	12	22.6	18	44.6	0	1.5	6	31.3	12		
2022	15	34.2	11	42.5	0	2.1	10	21.2	12		
2021	13	34.7	11	23.5	0	0.4	12	41.5	36		
2019	2	10.1	10	28.2	0	2.4	20	59.3	11		
2018	3	24.4	21	35.6	0	0.0	9	40.0	11	9	●
2016	3	16.2	21	36.3	0	0.0	9	47.6	11	9	●
2015	3	17.0	22	29.6	0	0.0	8	53.4	11	11	●
2014	3	13.7	19	31.0	0	2.0	11	53.3	11	5	●
2012	3	13.5	21	34.8	0	4.1	9	47.6	33	9	●
2011	4	23.8	29	45.6	2	3.7	12	26.9	15	11	●
2010	4	24.1	24	41.6	5	11.7	14	22.7	16	1	●
2008	5	22.3	23	31.6	6	13.9	13	32.2	15		
2007	4	14.6	24	33.3	7	19.0	12	33.1	16	1	●
2006	4	12.8	27	32.9	7	24.1	9	30.1	16	7	●
2004	4	11.8	25	30.9	9	23.2	9	34.1	47	3	●
2003	7	14.8	22	38.1	11	26.12	7	21.1	16		
2002	8	18.3	23	49.4	12	24.7	4	7.6	16		
2000	10	23.1	21	37.8	14	39.1	2	0.0	15		
1999	6	18.1	30	43.8	10	33.5	1	4.7	16	13	●
1998	5	20.7	33	43.1	8	32.1	1	4.1	16	19	●
1996	2	17.9	39	54.6	5	25.5	1	1.9	15	31	●
1995	2	18.5	39	53.7	5	23.3	1	4.7	47	31	●
1994	12	17.4	26	50.2	8	32.4	1	0.0	15	5	●
1992	12	35.3	28	41.1	6	22.3	1	1.3	16	9	●
1991	11	28.6	30	40.9	5	30.5	1	0.0	16	13	●
1990	10	29.0	33	54.5	3	14.2	1	2.3	15	19	●
1988	10	26.9	34	53.0	2	13.2	1	6.9	16	21	●
1987	11	31.2	32	44.7	2	24.1	2	0.0	16	17	●
1986	10	29.6	34	53.8	1	13.9	2	15	15	21	●
1984	11	32.8	33	51.0	1	9.7	2	6.4	16	19	●
1983	11	42.4	34	50.5	0	7.1	2	0.0	16	21	●
1982	13	29.5	31	43.8	0	24.5	3	2.3	16	15	●
1980	13	41.3	31	51.5	0	0.0	3	7.1	16	15	●
1979	16	40.0	24	53.2	0	0.0	7	6.8	16	1	●
1978	15	31.8	19	40.8	0	0.0	13	23.4	15		
1976	15	34.5	17	30.4	0	0.0	15	35.1	47		
1973	15	47.9	30	45.7	1	6.4	0	0.0	46	14	●

Ward history of Hartlepool

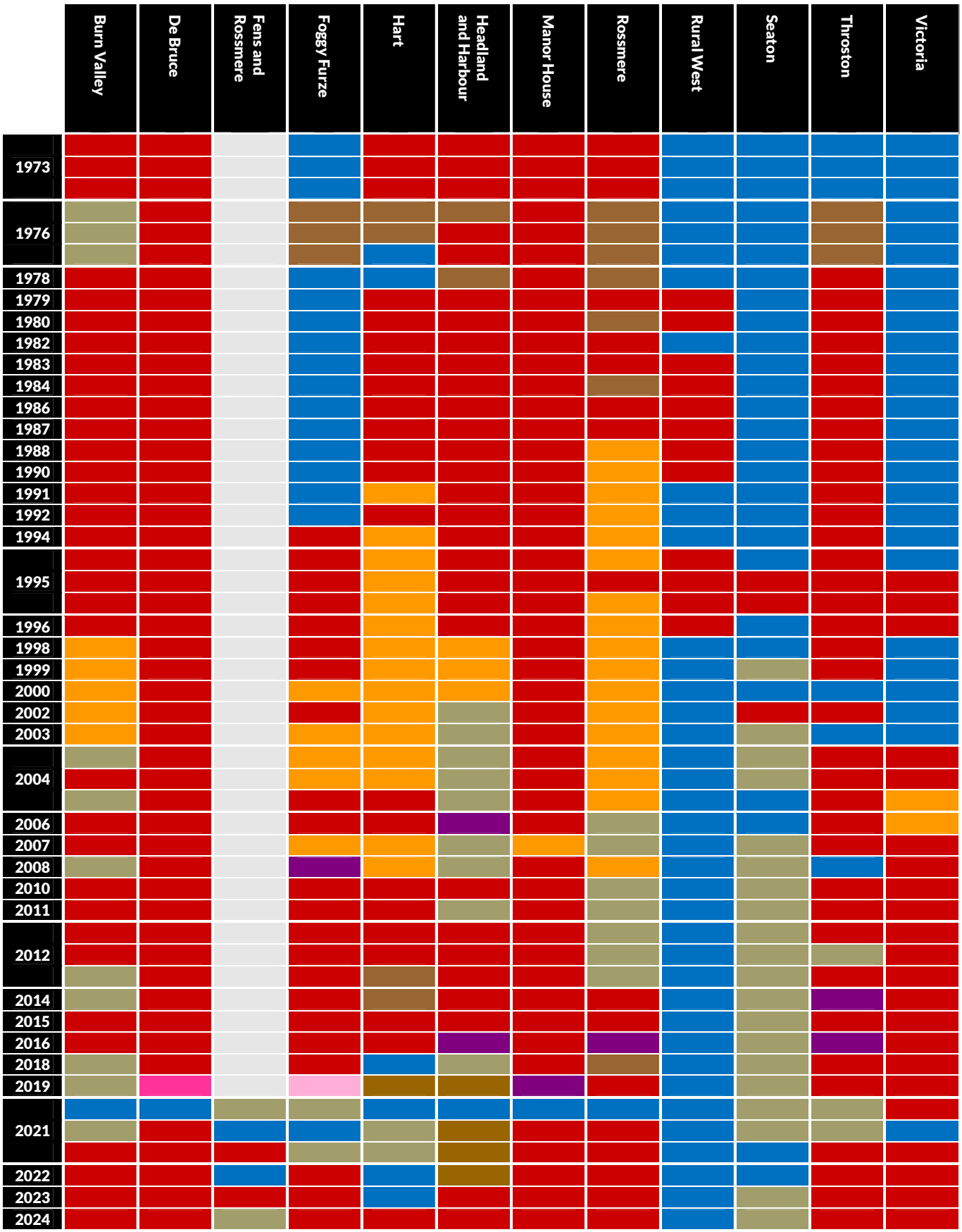

Burn Valley
Hartlepool

Corinne Male	**Lab**	**919**	**54.9**	**+28.5**
*David Nicholson	Con	339	20.1	- 14.2
Graham L. Harrison	Ref	270	16.0	
John Hays	Ind	158	9.4	- 15.1

De Bruce
Hartlepool

Michael S. Jorgeson	**Lab**	**758**	**54.8**	**+27.1**
Ian Glass	Con	330	23.9	- 10.0
Trevor Rogan	Ref	294	21.3	

Fens and Greatham
Hartlepool

***Jim Lindridge**	**Ind**	**723**	**34.8**	
Owen Riddle	Lab	622	29.9	+18.1
Marc Owens	Con	310	14.9	- 16.3
Peter J. Tylee	Ref	262	12.6	
Tony Richardson	Ind	160	7.7	

Foggy Furze
Hartlepool

Carole Thompson	**Lab**	**927**	**58.0**	**+37.9**
*Chris D. Groves	Con	503	31.5	- 1.2
Leah L. Stead	Ref	121	7.6	+ 3.4
Vivienne J.M. Neville	Her	46	2.9	

Hart
Hartlepool

Aaron Roy	**Lab**	**841**	**42.6**	**+23.9**
*Tom Cassidy	Con	629	31.9	- 15.4
Amanda E. Napper	Ref	244	12.4	
Stuart A. Campbell	Ind	164	8.3	
Pauline Phillips	Ind	95	4.8	

Headland and Harbour
Hartlepool

John Nelson	**Lab**	**847**	**51.4**	**+29.8**
*Brian Cowie	Con	333	20.2	- 15.9
Drew Murley	Ref	222	13.5	
Scott Gaiety	Ind	178	10.8	
Rob Stevenson	Ind	68	4.1	

Manor House
Hartlepool

Katherine F. Cook	**Lab**	**625**	**58.8**	**+28.1**
Stephen W. Wright	Ref	214	20.1	+11.5
Margaret Lyall	Con	160	15.1	- 24.5
Bob Eagleton	Ind	64	6.0	

Rossmere
Hartlepool

Quewone Bailey-Fleet	**Lab**	**649**	**54.4**	**+23.8**
Marley Haggan	Con	275	23.1	- 18.8
Tracy Connolly	Ref	269	22.5	+15.3

Rural West
Hartlepool

Scott Reeve	**Con**	**1.197**	**48.1**	**- 16.9**
Malcolm Walker	Lab	833	33.5	+11.0
Angela Jackson	Ref	339	13.6	
Stephen J. Ashfield	Grn	121	4.9	

Seaton
Hartlepool

***Sue Little**	**Ind**	**1,078**	**58.9**	**+19.1**
David W. Innes	Lab	359	19.6	+ 6.3
Morgan Barker	Con	221	12.1	- 13.0
Paul A.H. Manley	Ref	137	7.5	+ 5.1
Stuart Williams	Grn	36	2.0	- 7.4

Throston
Hartlepool

Martin Scarborough	**Lab**	**1,015**	**62.5**	**+27.9**
Richie Hughes	Con	347	21.4	
Alec Gough	Ref	263	16.2	- 7.2

Victoria
Hartlepool

Christopher Wallace	**Lab**	**879**	**64.7**
Veronica Nicholson	Con	267	19.7
John C. Fleete	Ref	212	15.6

Summary of results: Hartlepool

	Year	Elec	%Poll	Con	Lab	LD	Ind Un	Ind	Oths
Burn Valley	2024	5,818	29.2	20.1	54.5			9.4	16.0
	2023	5,899	25.1	18.4	60.8			13.4	7.3
	2022	5,886	29.5	31.0	69.0				
	2021	6,016	43.0	34.3	26.4			24.5	14.8
De Bruce	2024	5,664	24.5	23.9	54.8				21.3
	2023	5,697	21.0	16.2	63.8				19.9
	2022	5,786	24.2	27.0	51.7			6.8	14.5
	2021	5,891	37.0	33.9	27.7		8.0		30.3
Fens and Greatham	2024	5,566	37.6	14.9	29.9			42.5	12.6
	2023	5,535	33.9	25.0	41.7			28.2	5.1
	2022	5,506	34.4	51.1	48.9				
	2021	5,506	52.8	31.2	11.8		11.0	41.1	4.9
Foggy Furze	2024	6,267	25.7	31.5	58.0				10.5
	2023	6,293	21.6	27.4	52.4	12.7			7.4
	2022	6,397	25.0	24.5	39.6	5.1		30.7	
	2021	6,437	42.1	32.7	20.1			28.7	18.6
Hart	2024	6,183	32.1	31.9	42.6			13.1	12.4
	2023	5,957	26.4	31.6	31.4			37.0	
	2022	5,846	28.3	38.7	34.1			27.2	
	2021	5,935	45.8	47.3	18.7			25.5	8.5
Headland and Harbour	2024	6,575	25.2	20.2	51.4			14.9	13.5
	2023	6,603	20.5	19.5	40.8		39.7		
	2022	6,513	23.4	21.4	33.7		44.8		
	2021	6,490	37.6	36.1	21.6		32.0	3.7	6.5
Manor House	2024	5,955	18.0	15.1	58.8			6.0	20.1
	2023	6,094	15.6	18.6	58.2	9.5			13.7
	2022	6,094	20.1	27.7	50.2			11.3	10.7
	2021	6,154	30.5	39.6	30.7			14.0	15.5
Rossmere	2024	5,416	22.2	23.1	54.4				22.5
	2023	5,508	18.8		52.0			36.3	11.7
	2022	5,550	21.3	22.7	42.6			31.0	3.6
	2021	5,556	34.9	41.9	30.6	6.5			21.0
Rural West	2024	6,478	38.8	48.1	33.5		4.9		13.6
	2023	6,163	33.7	47.4	27.2			21.8	3.6
	2022	5,883	37.2	45.0	23.7	12.5		18.8	
	2021	5,716	60.2	65.0	22.5			12.5	
Seaton	2024	5,484	33.4	12.1	19.6		2.0	58.9	7.5
	2023	5,527	29.6	19.5	19.4			52.1	9.0
	2022	5,516	30.9	55.6	27.1				17.4
	2021	5,548	51.6	35.1	13.3			39.8	11.8
Throston	2024	5,979	27.5	21.4	62.5				16.2
	2023	6,110	23.5		50.2			38.9	10.9
	2022	6,183	41.1	22.5	50.7			26.9	
	2021	6,285	38.4		34.6			41.9	23.4
Victoria	2024	5,655	24.2	19.7	64.7				15.6
	2023	5,652	21.6	27.3	62.8				9.9
	2022	5,743	22.9	28.6	60.2		11.1		
	2021	5,791	36.8	32.1	31.8		8.8	10.9	16.4

Hastings

2 ▼3	5	5 ▼3	8	0 ◆	0	9 ▲1	12	0 ◆	5	0 ◆	2

Council remains under no overall control

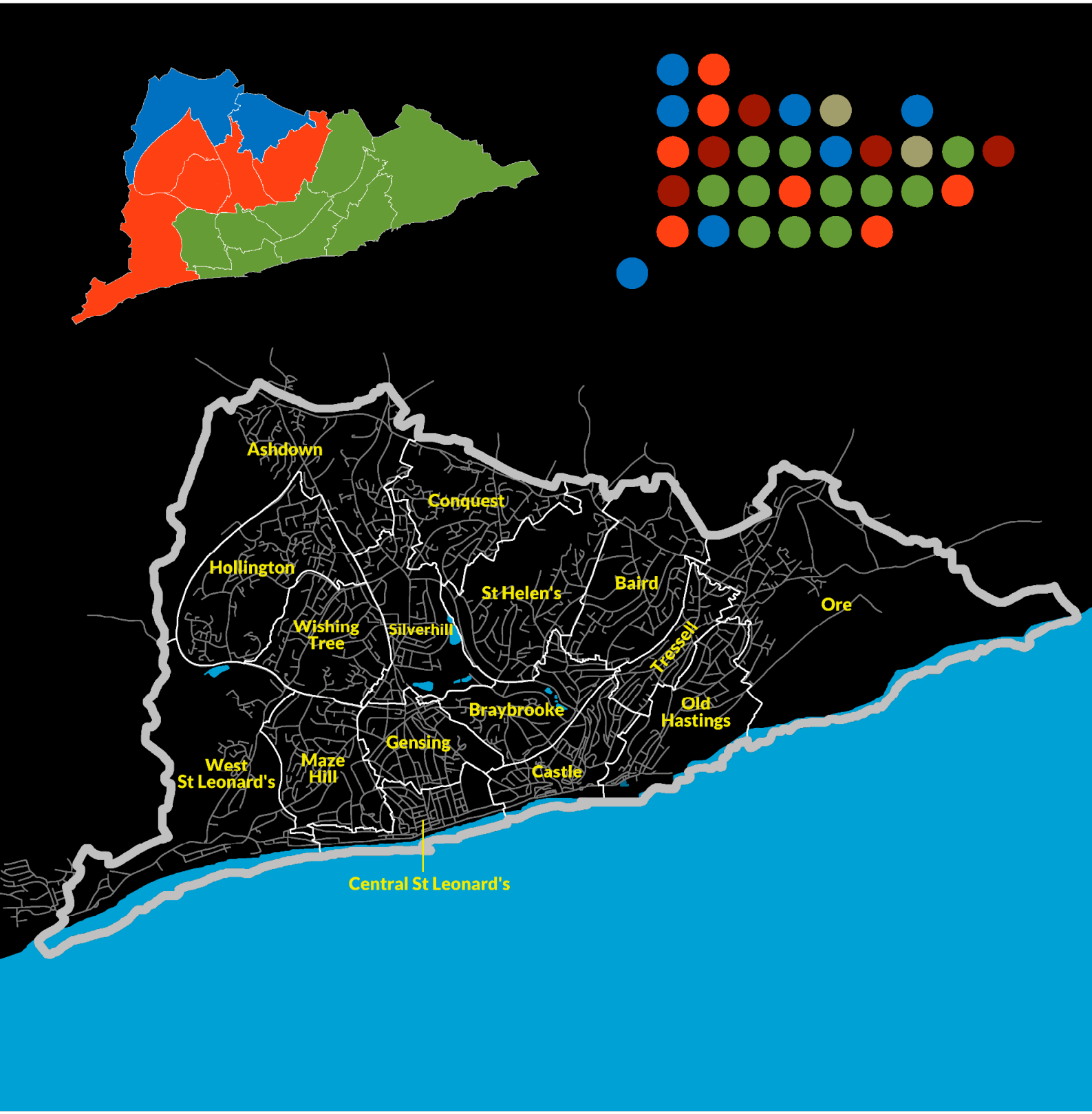

Electoral history of Hastings

	seats	%votes	seats	%votes	seats	%votes	seats	%votes	Total	Majority
2024	5	19.1	8	32.4	0	2.0	19	46.5	16	
2022	12	29.6	16	42.1	0	4.7	4	23.6	16	
2021	12	39.3	19	37.0	0	5.5	1	18.1	16	6 ●
2018	8	31.5	24	45.9	0	11.6	0	11.0	32	16 ●
2016	8	30.4	24	49.5	0	7.4	0	12.6	16	16 ●
2014	8	31.1	24	47.8	0	7.5	0	13.6	16	16 ●
2012	10	33.5	22	53.0	0	9.0	0	4.4	16	12 ●
2010	15	37.2	16	40.2	1	20.6	0	2.1	16	
2008	15	42.5	13	34.7	3	19.0	1	3.8	16	
2006	17	39.5	10	33.0	5	23.1	0	4.3	16	2 ●
2004	13	37.0	15	33.0	4	23.6	0	6.4	16	
2002	10	30.0	21	42.9	1	21.3	0	5.8	32	10 ●
2000	6	36.1	18	33.7	8	30.2	0	0.0	11	4 ●
1999	2	23.3	18	46.0	12	29.1	0	1.6	10	4 ●
1998	1	22.0	18	48.5	13	28.0	0	1.5	11	4 ●
1996	0	17.7	15	42.8	17	36.0	0	3.5	11	2 ●
1995	5	19.1	12	43.4	14	37.5	1	0.0	10	
1994	8	24.1	10	36.8	12	37.9	2	1.1	11	
1992	14	41.0	9	20.7	9	35.1	0	3.2	11	
1991	12	31.1	10	25.6	9	39.9	1	3.3	10	
1990	13	29.4	9	34.2	9	29.5	1	6.8	11	
1988	12	36.2	8	26.0	12	33.3	0	4.5	11	
1987	11	37.9	7	44.7	14	24.1	0	0.0	16	
1986	11	28.9	8	28.9	13	39.4	0	2.8	11	
1984	13	28.1	8	30.0	10	36.8	1	5.1	11	
1983	12	41.8	9	26.0	9	31.0	2	1.2	11	
1982	13	35.6	8	24.7	10	33.9	1	5.8	11	
1980	15	34.7	9	34.2	7	30.0	1	1.2	11	
1979	16	41.3	8	17.7	7	34.5	1	6.6	32	
1976	20	44.2	8	25.5	4	25.8	1	4.5	33	7 ●
1973	12	37.5	11	25.7	9	32.3	1	4.5	33	

Ward history of Hastings

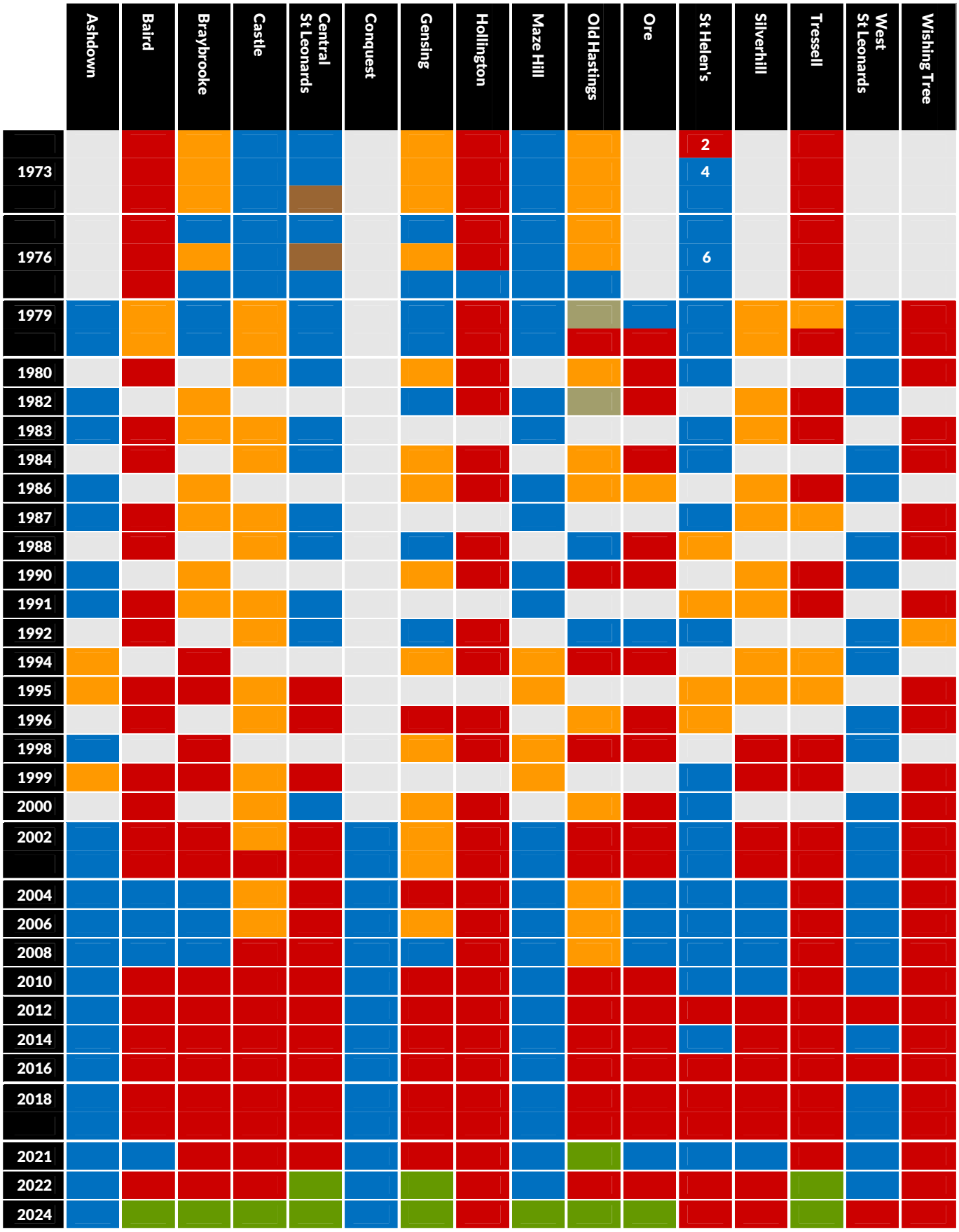

Ashdown
Hastings and Rye

***Sorrell Marlow-Eastwood**	**Con**	**470**	**38.5**	**- 22.5**
Steve Thorpe	Lab	398	32.6	+10.9
Daniel Hope	Grn	167	13.7	+ 4.7
Thee Kuga	Ref	116	9.5	
Stephen L. Milton	LD	69	5.7	- 2.6

Baird
GAIN
Hastings and Rye

Yunis Smith	**Grn**	**387**	**29.0**	**+22.8**
Liam Atkins	Con	312	23.4	- 25.1
Liam T.D. Crowter	Lab	312	23.4	- 19.0
Peter C.K. Bailey	Ind	289	21.6	
Emlyn Jones	LD	35	2.6	- 0.3

Braybrooke
GAIN
Hastings and Rye

Mark R. Etherington	**Grn**	**1,001**	**56.3**	**+38.2**
Tim J.C. Shand	Lab	616	34.6	- 11.2
Shelley Bland	Con	161	9.1	- 22.1

Castle
GAIN
Hastings and Rye

Becca Horn	**Grn**	**1,108**	**55.7**	**+30.7**
James Thomas	Lab	700	35.2	- 8.6
Rob Cooke	Con	181	9.1	- 13.1

Central St Leonards
GAIN
Hastings and Rye

Adele J. Bates	**Grn**	**820**	**45.4**	**+20.2**
Josh Matthews	Lab	541	29.9	- 13.8
Steph Warren	Ind	275	15.2	
Craig S. Andrew	Con	156	8.6	- 15.7
Richard Haberkost		15	0.8	

Conquest
Hastings and Rye

***Paul P.J. Foster**	**Con**	**491**	**37.3**	**- 24.0**
Hugh P. Nicholson	Lab	386	29.3	+ 6.1
Anna M. Winston	Ind	191	14.5	
Tracey Lord	Grn	143	10.8	+ 3.4
Stewart G. Rayment	LD	107	8.1	0.0

Gensing
GAIN
Hastings and Rye

Paula V. Warne	**Grn**	**1,073**	**57.8**	**+22.5**
Edwina Hughes	Lab	602	32.4	- 13.4
Christopher Meaden	Con	183	9.8	- 13.0

Hollington
Hastings and Rye

Danuta Kean	**Lab**	**395**	**36.5**	**- 17.1**
*Maya A. Evans	Ind	351	32.5	
Stephen S. Butterton	Con	261	24.1	- 12.4
Dulcie C. Reynolds	Grn	74	6.8	0.0

Maze Hill
GAIN
Hastings and Rye

Darren B. Mackenzie	**Grn**	**590**	**40.0**	**+24.6**
Mike Southon	Lab	397	26.9	- 1.0
*Graeme D. Williams	Con	380	25.8	- 25.9
Paul Murphy	Ref	83	5.3	
Sarah A.C. Buller	Ind	68	4.4	
Bruce Meredeen	LD	40	2.6	- 2.4

Old Hastings
Hastings and Rye

***Julia J. Hilton**	**Grn**	**1,123**	**60.8**	**+ 8.4**
Jeremy G. Hicks	Lab	536	29.0	+ 3.6
Martin H. Clarke	Con	189	10.2	- 10.1

Ore
GAIN
Hastings and Rye

Jo Walker	**Grn**	**763**	**57.7**	**+41.8**
Heather A. Bishop	Lab	327	24.7	- 11.9
Roger Streeten	Con	195	14.8	- 29.7
Robert J. Wakeford	LD	37	2.8	- 0.2

St Helen's
GAIN
Hastings and Rye

David E. Whitehill	**Lab**	**503**	**30.9**	**- 2.6**
*Peter W. Pragnell	Con	456	28.0	- 21.7
Jackie Patton	Ind	293	18.0	
Ollie Hunter	Grn	287	17.6	+ 6.5
Bob Lloyd	LD	91	5.6	- 0.1

Silverhill
GAIN
Hastings and Rye

Billie B.A.M. Barnes	**Lab**	**643**	**40.9**	**+ 2.2**
Max W.J. Hewitt	Con	393	25.0	- 18.2
Lesley A.S. Arshad	Grn	336	21.3	+ 8.6
*Lucian Fernando	Ref	146	9.3	
Terry Keen	LD	56	3.6	- 1.8

Tressell
GAIN
Hastings and Rye

Natalie S.R. Gaimster	**Grn**	**817**	**65.6**	**+46.2**
Anna J. Sabin	Lab	324	26.0	- 19.0
Sue Clarke	Con	104	8.4	- 11.0

West St Leonards
GAIN
Hastings and Rye

Trevor E. Webb	**Lab**	**441**	**38.7**	**+14.8**
*Karl Beaney	Con	402	35.3	- 21.4
Marisa McGreevy-Rose	Grn	182	16.0	+ 5.8
Adam D. Taylor-Foster	Ind	70	6.1	
Jonathon Stoodley	LD	44	3.9	- 5.3

Wishing Tree
Hastings and Rye

Helen L. Kay	**Lab**	**603**	**51.4**	**+ 5.4**
Rob Lee	Con	216	18.4	- 22.4
Ian P. Miller	Ind	213	18.1	
Mike Wharton	Grn	142	12.1	+ 3.6

Summary of results: Hastings

	Year	Elec	%Poll	Con	Lab	LD	Grn	Oths
Ashdown	2024	3,954	31.1	38.5	32.6	5.7	13.7	9.5
	2022	4,014	31.2	49.7	28.1	13.3	8.8	
	2021	4,052	32.2	61.0	21.7	8.3	9.0	
Baird	2024	3,903	34.3	23.4	23.4	2.6	29.0	21.6
	2022	3,784	33.5	37.5	51.9	3.3	7.3	
	2021	3,834	31.1	48.5	42.4	2.9	6.2	
Braybrooke	2024	3,979	45.1	9.1	34.6		56.3	
	2022	3,979	38.8	20.0	52.4	5.2	21.0	1.4
	2021	4,056	40.2	31.0	45.8	5.1	18.1	
Castle	2024	4,832	41.5	9.1	35.2		55.7	
	2022	4,916	35.6	13.4	42.0	3.0	41.7	
	2021	5,003	34.0	22.2	43.8	9.0	43.8	
Central St Leonards	2024	5,095	35.7	8.6	29.9		45.4	16.0
	2022	5,087	33.8	11.9	41.6	2.9	43.6	
	2021	5,088	32.1	24.3	43.7	6.8	25.2	
Conquest	2024	3,774	35.2	37.3	29.3	8.1	10.8	14.6
	2022	3,758	34.5	48.3	26.8	17.1	7.8	
	2021	3,796	37.1	61.3	23.2	8.1	7.4	
Gensing	2024	4,668	40.3	9.8	32.4		57.8	
	2022	4,634	37.4	12.0	39.2	3.6	45.3	
	2021	4,717	35.0	22.8	45.8	6.1	25.3	
Hollington	2024	3,821	28.5	24.1	36.5		6.8	32.5
	2022	3,844	24.9	29.3	61.0		9.8	
	2021	3,884	27.4	36.5	53.6	3.2	6.8	
Maze Hill	2024	3,771	41.6	24.4	25.5	2.6	37.9	9.7
	2022	3,807	37.5	43.1	25.7	12.3	18.9	
	2021	3,821	39.8	51.7	27.9	5.0	15.4	
Old Hastings	2024	3,884	48.0	10.2	29.0		60.8	
	2022	3,933	49.1	12.5	51.0		36.5	
	2021	4,062	48.9	20.3	25.4	1.9	52.4	
Ore	2024	3,985	33.4	14.8	24.7	2.8	57.7	
	2022	3,921	32.0	38.8	43.6		17.6	
	2021	3,956	32.9	44.5	36.6	3.0	15.9	
St Helen's	2024	4,193	37.8	28.0	30.9	5.6	17.6	18.0
	2022	3,946	48.1	39.4	49.7	4.0	6.9	
	2021	3,967	46.1	49.7	33.5	5.7	11.1	
Silverhill	2024	3,888	42.3	25.0	40.9	3.6	21.3	9.3
	2022	4,211	37.4	39.8	44.5	4.0	11.7	
	2021	4,237	37.7	43.2	38.7	5.4	12.7	
Tressell	2024	3,646	34.4	8.4	26.0		65.6	
	2022	3,723	30.6	15.4	28.6		55.9	
	2021	3,763	27.4	31.3	45.0	4.3	19.4	
West St Leonards	2024	3,638	31.5	35.3	38.7	3.9	16.0	6.1
	2022	3,589	28.7	49.6	26.2	9.6	14.6	
	2021	3,658	32.4	56.7	23.9	9.2	10.2	
Wishing Tree	2024	4,232	28.0	18.4	51.4		12.1	18.1
	2022	4,252	30.0	36.1	53.7		10.2	
	2021	4,324	30.7	40.8	46.0	4.8	8.5	

Havant boundary changes

▼18	13	▲6	10	▲5	7	▲5	6	▲2	2

Conservatives lose to no overall control

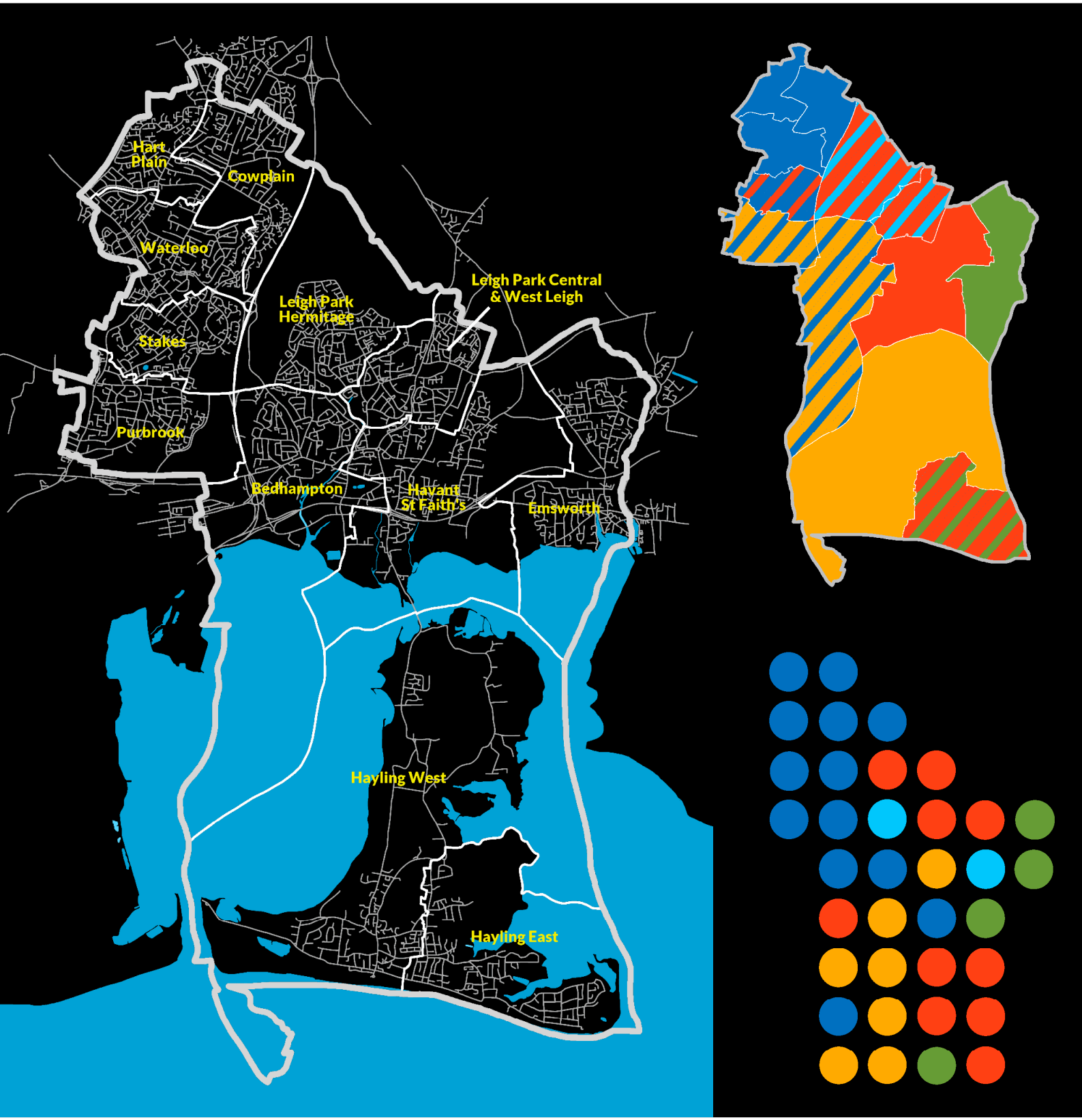

Electoral history of Havant

	seats	%votes	seats	%votes	seats	%votes	seats	%votes	Total	Majority
2023	13	27.9	10	21.0	7	20.3	6	30.8	36	
2023	31	39.8	4	31.1	2	13.6	1	15.5	14	24 ●
2022	36	47.9	2	21.2	0	19.0	0	11.9	14	34 ●
2021	36	59.2	1	18.3	1	14.6	0	7.8	14	34 ●
2019	33	43.7	2	10.7	1	19.0	2	26.7	10	28 ●
2018	33	61.2	2	18.4	1	15.0	2	5.3	14	28 ●
2016	31	46.9	2	20.7	1	14.3	4	18.1	14	24 ●
2015	31	51.0	4	12.5	1	8.1	2	27.4	10	24 ●
2014	31	45.8	4	17.9	1	11.8	2	24.5	14	24 ●
2012	34	50.1	3	24.6	1	12.8	0	12.5	14	30 ●
2011	35	59.3	1	16.5	2	14.8	0	9.4	10	32 ●
2010	34	49.7	1	15.8	3	28.4	0	6.1	14	30 ●
2008	32	58.0	3	11.0	3	23.5	0	7.5	14	26 ●
2007	31	57.5	4	6.4	3	23.3	0	12.7	10	24 ●
2006	30	53.8	4	13.3	4	24.1	0	8.8	14	22 ●
2004	27	51.4	6	14.7	5	25.3	0	8.6	14	16 ●
2003	23	56.6	8	12.7	7	26.0	0	4.6	10	8 ●
2002	23	44.8	9	19.3	6	27.4	0	8.4	38	8 ●
2000	20	50.2	11	15.9	8	29.3	3	4.6	14	
1999	16	42.2	8	21.4	11	27.2	7	9.2	14	
1998	14	41.6	8	19.8	14	34.8	6	3.8	14	
1996	8	31.3	11	25.6	20	38.6	3	4.4	14	
1995	12	29.9	12	30.4	15	32.7	3	7.0	14	
1994	16	29.7	12	20.2	11	47.9	3	2.2	14	
1992	20	51.4	12	16.4	5	26.8	5	5.6	14	
1991	19	40.7	12	21.8	5	29.0	6	8.6	14	
1990	19	30.4	11	31.6	5	24.4	7	12.3	14	
1988	23	50.1	11	24.7	4	16.3	4	8.9	14	4 ●
1987	23	49.5	11	13.4	4	29.9	4	7.1	14	4 ●
1986	22	44.8	10	21.1	6	30.0	4	4.0	14	2 ●
1984	25	44.6	9	17.3	5	31.0	3	7.1	14	8 ●
1983	25	49.0	9	13.9	4	30.1	4	6.9	14	8 ●
1982	27	46.8	8	15.2	3	35.5	4	2.6	14	12 ●
1980	28	45.8	11	29.9	0	14.1	3	10.3	15	14 ●
1979	27	48.8	12	23.9	0	13.9	3	13.5	15	12 ●
1978	23	49.4	11	27.4	1	4.0	7	19.1	16	4 ●
1976	18	37.7	9	11.3	3	16.6	12	34.4	42	
1973	8	24.9	8	10.8	11	30.4	15	33.9	42	

Ward history of Havant

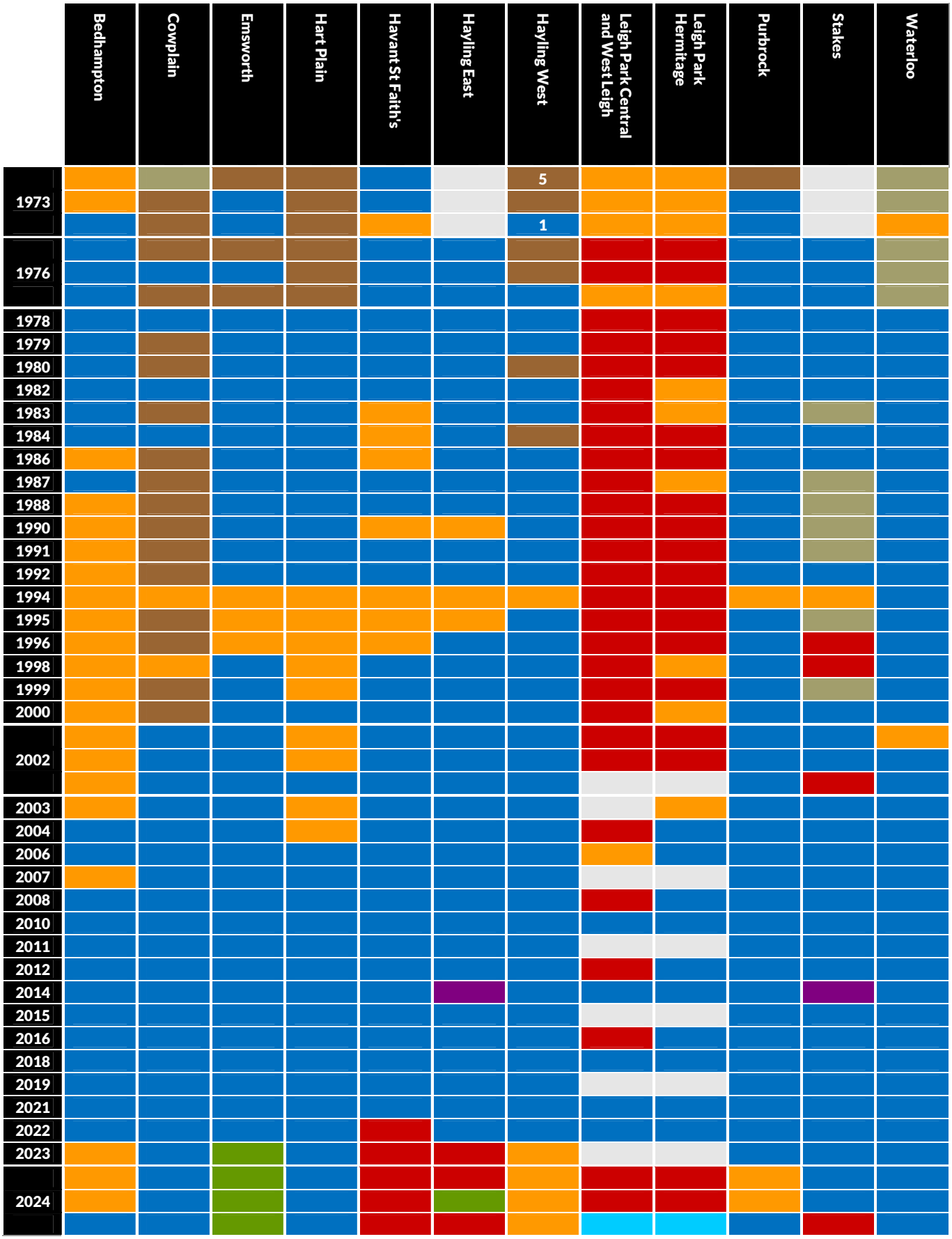

Bedhampton
Havant

***Philippa M.I. Gray**	**LD**	**1,159**	**40.6**
Michael R. Lind	**LD**	**887**	**31.1**
Anne E. Fairhurst	**Con**	**767**	**26.9**
Anne L. Martin	LD	739	25.9
Mark A.J. Inkster	Con	650	22.8
Trevor Hughes	Con	576	20.2
Mark J.H. Collins	Ref	493	17.3
Philip Pearson	Lab	450	15.8
James E. Graham	Grn	348	12.2
Richard A. Lanchester	Grn	288	10.1

Cowplain
Fareham and Waterlooville

David J. Keast	**Con**	**1,021**	**35.6**
Neil A. Bowdell	**Con**	**870**	**30.3**
Andrew J. Briggs	**Con**	**852**	**29.7**
William M. McGannan	Lab	696	24.3
Bruce Holman	Grn	650	22.7
Christian J. Notley	LD	609	21.2

Emsworth
Havant

Graine M. Rason	**Grn**	**2,457**	**63.6**
Reuben L. Mychaleckj	**Grn**	**1,976**	**51.1**
Charles J.F. Robert	**Grn**	**1,660**	**42.9**
Richard J.C. Kennett	Con	1,364	35.3
Carole M.E. Bowerman	Con	1,177	30.5
Lucy Lawrence	Con	954	24.7
Michael E. Bolt	LD	477	12.3
John M. Davis	Ref	288	7.5
Adam P. Bowman	LD	285	7.4

Hart Plain
Fareham and Waterlooville

Ann M. Briggs	**Con**	**777**	**29.2**
Elaine L. Shimbart	**Con**	**768**	**28.8**
James P. Blades	**Con**	**654**	**24.6**
Jules Ashley	LD	570	21.4
John H. Colman	Lab	563	21.1
Peter May	Grn	432	16.2
Jonathan A. Harvey	Ref	365	13.7

Havant St Faith's
Havant

Philip J. Munday	**Lab**	**1,845**	**48.6**
Gillian R. Harris	**Lab**	**1,728**	**45.5**
Daniel J. Berwick	**Lab**	**1,568**	**41.3**
John A. Dyer	Con	846	22.3
Richard N. Chilcott	Con	785	20.7
Maureen B. Knowles	Con	630	16.6
Nicholas T. Saunders	Grn	582	15.3
David Etherington	Ref	515	13.6
Giles Harris	Ind	231	6.1

Hayling East
Havant

Mark E. Coates	**Lab**	**1,450**	**55.1**
Jeanette A. Shepherd	**Grn**	**992**	**37.7**
Peter G. Oliver	**Lab**	**839**	**31.9**
Geoffrey P. Hartridge	Con	806	30.6
Natasha Parker	Grn	751	28.5
Eric W. Cundliffe	Con	732	27.8
Sheila L. Attryde	Con	610	23.2
Judith Valentine	Grn	570	21.7

Hayling West
Havant

Paul Gray	**LD**	**1,818**	**66.7**
William F. Forrow	**LD**	**1,678**	**61.6**
Jonathan D. Hulls	**LD**	**1,586**	**58.2**
Julie S. Richardson	Con	784	28.8
Brenda J. Linger	Con	765	28.1
Edward D. Rees	Con	584	21.4
Aaron Bradbury	Grn	367	13.5
Robert F.G. Soar	Grn	275	10.1

Leigh Park Central and West Leigh
Havant

Jason C. Horton	**Lab**	**655**	**29.2**
Munazza Faiz	**Lab**	**521**	**23.3**
Sharon Collings	**Ref**	**430**	**19.2**
Alexander P. Rennie	Con	420	18.7
Richard B.J. Stone	Con	415	18.5
Cayleigh A. Arnold	Grn	363	16.2
Kristine Tindall	Con	338	15.1
Johanna F. Lowe	LD	279	12.5
Glenda E. Dunford	LD	238	10.6
Malcolm L. Carpenter	Ind	210	9.4

Leigh Park Hermitage
Havant

Richard J.S. Brown	**Lab**	**499**	**29.5**
Amy Redsull-Aveline	**Lab**	**472**	**27.9**
Victoria A. Rhodes	**Ref**	**381**	**22.5**
Jacquline J. Branson	Con	358	21.2
Pamela Crellin	Con	346	20.4
Yvonne M. Weeks	Con	337	19.9
Rayner Piper	Grn	252	14.9
Maria Mleczko-Miller	LD	227	13.4

Purbrook
Havant

Antonia M. Harrison	**LD**	**979**	**48.0**
Adrian P. Tansom	**LD**	**933**	**45.7**
Caren Diamond	**Con**	**802**	**39.3**
Terry R. Norton	Con	725	35.5
Hasmukh S. Patel	Con	705	34.5
George S. Kneller	LD	649	31.8
Susan M. James	Grn	444	21.7

Stakes
Havant

Dianne E. Lloyd	**Con**	**741**	**36.1**
Sarah J. Milne	**Con**	**682**	**33.2**
Simon B. Hagan	**Lab**	**624**	**30.4**
Diana Patrick	Con	599	29.2
David A.J. Hill	Lab	501	24.4
Paul C. Brilley	Grn	420	20.5
John C. Ward	LD	396	19.3

Waterloo
Fareham and Waterlooville

Ryan W. Brent	**Con**	**1,023**	**43.3**
Peter P. Wade	**Con**	**977**	**41.4**
Gwen Robinson	**Con**	**930**	**39.4**
Jane M. Briggs	LD	529	22.4
Darren A.J. Corps	Lab	503	21.3
Arthur O. Plunkett	Grn	484	20.5
John M.S. Pratley	LD	417	17.7
Neil R. Attewill	Grn	335	14.2

Summary of results: Havant

	Year	Elec	%Poll	Con	Lab	LD	Grn	Ind	Oths
Bedhampton	2024	8,736	28.0	23.3	15.8	32.5	11.1		17.3
	2023	7,443	27.5	37.5	13.9	38.5	10.0		
	2022	7,411	28.9	51.4	18.1	30.5			
	2021	7,490	32.6	52.2	9.6	31.7	6.5		
Cowplain	2024	7,673	27.5	31.8	24.3	21.2	22.7		
	2023	7,265	28.6	53.7	20.6	16.2	9.6		
	2022	7,363	29.9	58.6	16.4	15.6	9.4		
	2021	7,434	31.7	70.4		12.6	16.9		
Emsworth	2024	8,429	45.2	30.2		9.9	52.5		7.5
	2023	8,296	45.5	29.0	12.0	9.9	45.7		3.4
	2022	8,362	39.9	49.9		26.7	23.4		
	2021	8,324	44.6	53.2	21.1	11.9	13.9		
Hart Plain	2024	7,793	24.9	27.6	21.1	21.4	16.2		13.7
	2023	7,669	25.1	51.1	28.5	11.6	8.8		
	2022	7,780	26.3	49.9		26.7	23.4		
	2021	7,693	28.2	70.3	18.2	11.5			
Havant St Faith's	2024	8,806	36.5	19.9	45.1		15.3	6.1	13.6
St Faith's	2023	8,212	38.8	29.5	51.6	3.8	9.7	2.1	3.3
	2022	8,227	38.9	51.8	19.9	17.9	10.4		
	2021	8,101	40.0	46.3	33.2	11.1	9.5		
Hayling East	2024	7,291	37.2	27.2	43.5		29.3		
	2023	7,360	36.9	35.5	64.5				
	2022	7,567	34.8	53.8	22.9	13.0	10.4		
	2021	7,605	34.0	55.4	12.3	19.6	12.8		
Hayling West	2024	6,859	41.8	26.1		62.2	11.8		
	2023	6,883	41.9	31.5		60.0	8.5		
	2022	7,015	38.3	43.3	32.4	15.8	8.5		
	2021	6,980	38.9	54.4	17.9	17.8	10.0		
Leigh Park Central and West Leigh	2024	8,595	18.7	17.4	26.2	11.6	16.2	9.4	19.2
Bondfields	2022	4,882	20.9	40.0	28.3	5.4	26.3		
	2021	4,969	20.1	59.5	30.4	10.1			
Leigh Park Hermitage	2024	8,692	15.2	20.5	28.7	13.4	14.9		22.5
Barncroft	2022	4,613	16.4	53.7	26.5	12.5	7.2		
	2021	4,594	19.0	66.8	20.5	12.7			
Purbrook	2024	7,373	27.9	36.4		41.8	21.7		
	2023	7,350	27.6	43.8	20.0	28.2	8.0		
	2022	4,497	28.7	47.5	12.5	35.8	4.2		
	2021	7,591	31.6	63.8	15.7	11.2	9.2		
Stakes	2024	7,570	21.6	32.8	27.4	19.3	20.5		
	2023	7,568	22.3		46.6	31.1	13.4	8.9	
	2022	7,675	22.4	30.3	55.9	6.5	7.3		
	2021	7,733	23.7	66.7	23.3	10.0			
Waterloo	2024	7,498	28.3	41.4	21.3	20.0	17.3		
	2023	8,007	28.8	54.7		30.2	15.1		
	2022	8,117	29.5	40.1	40.7	9.3	9.9		
	2021	8,120	32.1	72.1	14.7	13.3			

Hyndburn

1 ▼6	10	10 ▲7	23	0 ◆	0	1 ▼1	1	0 ◆	1

Labour gain from no overall control - majority: 11 seats

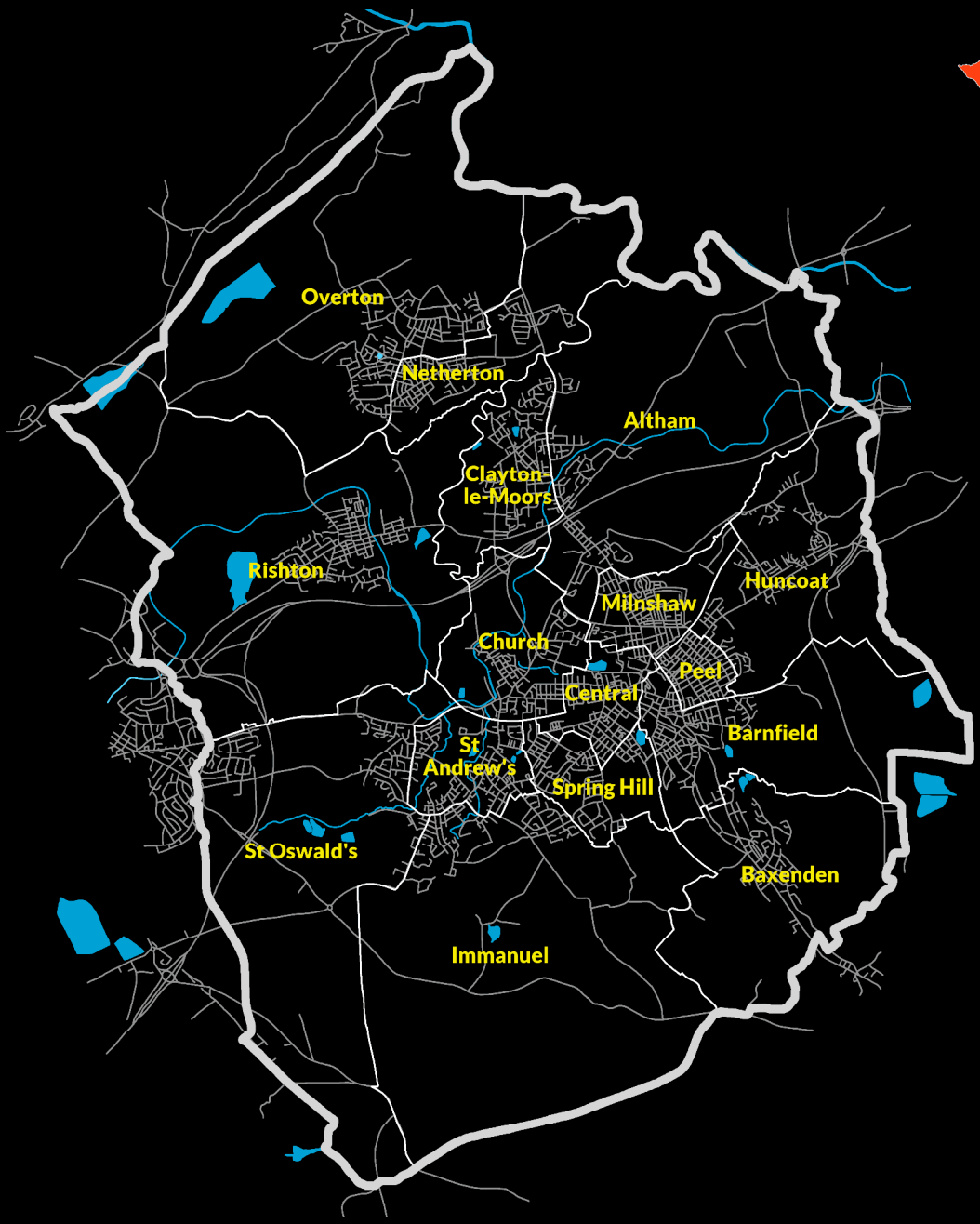

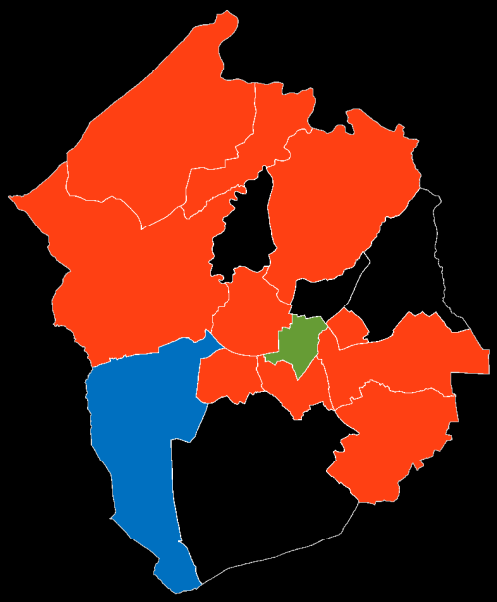



Electoral history of Hyndburn

	seats	%votes	seats	%votes	seats	%votes	seats	%votes	Total	Majority	
2024	10	33.9	23	50.6	0	0.0	2	15.4	12	11	●
2023	16	35.6	16	52.2	0	0.6	3	11.5	11		
2022	14	43.2	14	46.3	0	0.0	7	10.5	11		
2021	13	46.4	22	48.1	0	0.4	0	5.0	12	9	●
2019	9	41.7	26	53.7	0	0.0	0	4.7	12	17	●
2018	9	37.1	26	53.2	0	0.0	0	9.7	11	17	●
2016	7	33.1	26	51.0	0	0.0	2	15.9	12	17	●
2015	8	32.0	25	42.3	0	0.0	2	25.6	12	15	●
2014	8	25.3	23	40.3	0	0.0	4	34.5	11	11	●
2012	9	34.3	23	54.5	0	0.6	3	10.6	12	11	●
2011	14	38.1	18	48.9	0	0.0	3	13.0	12	1	●
2010	17	39.8	14	41.6	0	1.1	4	17.6	11		
2008	19	49.9	13	41.9	0	4.1	3	4.1	12	3	●
2007	18	48.2	15	46.0	0	0.0	2	5.7	12	1	●
2006	18	45.3	16	49.8	0	1.2	1	3.6	11	1	●
2004	20	48.2	15	42.8	0	4.8	0	4.3	12	5	●
2003	18	50.5	17	47.1	0	0.0	0	2.3	12	1	●
2002	17	47.7	18	50.5	0	0.0	0	1.8	35	1	●
2000	31	56.1	16	42.7	0	0.0	0	1.2	16	15	●
1999	23	47.0	23	43.6	0	1.7	1	7.7	16		
1998	12	47.6	35	45.0	0	7.3	0	0.0	16	23	●
1996	3	39.1	44	57.5	0	3.4	0	0.0	16	41	●
1995	10	29.2	36	64.3	1	1.7	0	4.9	16	25	●
1994	13	34.1	33	60.5	1	4.5	0	0.9	16	19	●
1992	12	47.8	32	43.3	3	7.4	0	1.4	16	17	●
1991	9	40.6	34	52.5	3	6.9	1	0.0	16	21	●
1990	13	28.0	29	64.1	4	7.2	1	0.7	15	11	●
1988	16	41.3	25	48.7	6	10.1	0	0.0	16	3	●
1987	14	38.4	26	42.3	7	19.2	0	0.1	16	5	●
1986	16	31.0	25	48.9	6	19.7	0	0.3	15	3	●
1984	24	42.0	20	46.5	3	9.8	0	1.8	16	1	●
1983	20	43.1	25	45.3	2	11.4	0	0.3	16	3	●
1982	20	39.2	26	36.2	1	24.0	0	0.6	15	5	●
1980	20	39.0	27	52.0	0	5.0	0	4.0	16	7	●
1979	28	46.2	19	45.0	0	5.0	0	3.8	47	9	●
1976	33	48.8	14	34.8	1	8.9	0	7.5	48	18	●
1973	21	41.6	24	47.5	3	7.6	0	3.3	48		

Ward history of Hyndburn

	Altham	Barnfield	Baxenden	Central	Church	Clayton-le-Moors	Huncoat	Immanuel	Milnshaw	Netherton	Overton	Peel	Rishton	St Andrew's	St Oswald's	Spring Hill
1973																
1976																
1979																
1980																
1982																
1983																
1984																
1986																
1987																
1988																
1990																
1991																
1992																
1994																
1995																
1996																
1998																
1999																
2000																
2002																
2003																
2004																
2006																
2007																
2008																
2010																
2011																
2012																
2014																
2015																
2016																
2018																
2019																
2021																
2022																
2023																
2024																

Altham
Hyndburn

Vanessa K. Alexander	**Lab**	**687**	**64.8**	**+20.5**
David J. Heap	Con	374	35.2	- 20.5

Barnfield
Hyndburn

Clare E. McKenna	**Lab**	**546**	**58.1**	**+ 5.9**
Foyzun Nur	Con	249	26.5	- 21.3
Joan E. West	Grn	145	15.4	

Baxenden
Hyndburn

Edward Blake	**Lab**	**553**	**51.1**	**+10.5**
*Terence K. Hurn	Con	529	48.9	- 10.5

Central
Hyndburn

Mohammed S. Fazal	**Grn**	**818**	**41.9**	
Allah Dad	Con	516	26.4	- 23.0
Ijaz Ahmed	Lab	471	24.1	- 26.5
Mohammed Irfan	WP	146	7.5	

Church
Hyndburn

Stewart T. Eaves	**Lab**	**441**	**37.7**	**- 10.1**
Sohail Asghar	Grn	366	31.3	
*Sajid Mahmood	Con	363	31.0	- 21.2

Clayton-le-Moors
Hyndburn

No election in 2024

Huncoat
Hyndburn

No election in 2024

Immanuel
Hyndburn

No election in 2024

Milnshaw
Hyndburn

No election in 2024

Netherton
Hyndburn

***Noordad Aziz**	**Lab**	**774**	**67.4**	**+ 6.9**
Mohammad Riaz	Con	374	32.6	- 1.2

Overton
Hyndburn

Clare M. Yates	**Lab**	**798**	**58.4**	**+12.1**
Judith M. McElvey	Con	425	31.1	- 10.0
Julie C. Stubbins	Grn	91	6.7	
Paul G. Knighton		52	3.8	

Peel
Hyndburn

Clare Pritchard	**Lab**	**359**	**51.7**	**- 15.5**
Michael Miller	Grn	159	22.9	
Jean Hurn	Con	139	20.0	- 12.8
Mohammed N. Afzal	Ind	38	5.5	

Rishton
Hyndburn

Ethan J. Rawcliffe	**Lab**	**832**	**59.9**	**+24.4**
*Carole A. Haythornthwaite	Con	556	40.1	+ 2.5

St Andrew's
Hyndburn

Andrew P. Gilbert	**Lab**	**492**	**51.4**	**+14.8**
*Peter Britcliffe	Con	466	48.6	- 6.7

St Oswald's
Hyndburn

Tina Walker	**Con**	**812**	**53.4**	**+ 2.6**
Andrew J. Tatchell	Lab	465	30.6	-15.7
Richard J. Oakley	Ref	244	16.0	

Spring Hill
Hyndburn

***Munsif Dad**	**Lab**	**532**	**41.1**	**- 15.6**
Wayne Fitzharris	Grn	441	34.1	
Saeed Ullah	Con	322	24.9	- 18.4

Summary of results: Hyndburn

	Year	Elec	%Poll	Con	Lab	LD	Grn	Oths
Altham	2024	3,866	28.3	35.2	64.8			
	2023	3,883	31.9		52.0			48.0
	2021	3,918	29.5	55.7	44.3			
Barnfield	2024	3,318	28.8	26.5	58.1		15.4	
	2023	3,275	30.7	19.6	41.4			39.0
	2021	3,284	35.2	47.8	52.2			
Baxenden	2024	3,070	35.7	48.9	51.1			
	2023	3,124	36.7	48.2	45.7		6.1	
	2021	3,226	40.8	59.4	40.6			
Central	2024	3,953	49.9	26.4	24.1		41.9	7.5
	2023	3,856	52.4	52.1	47.9			
	2021	3,784	52.4	49.4	50.6			
Church	2024	3,578	33.3	31.0	37.7		31.3	
	2023	3,520	32.3	51.5	48.5			
	2021	3,476	33.5	52.2	47.8			
Clayton-le-Moors	2023	3,423	32.3	34.4	53.4		4.3	8.0
	2022	3,449	32.5	53.7	46.3			
Huncoat	2023	3,533	32.7	15.1	79.8		5.1	
	2022	3,548	31.1	59.2	40.8			
Immanuel	2023	3,402	31.1	55.1	44.9			
	2022	3,372	33.3	55.2	44.8			
Milnshaw	2023	3,554	29.2	18.9	58.7		22.4	
	2022	3,512	31.8	31.9	48.7			19.4
Netherton	2024	3,504	33.5	32.6	67.4			
	2022	3,391	33.2	28.1	64.0			7.9
	2021	3,385	36.8	33.8	60.5			5.7
Overton	2024	4,681	29.4	31.1	58.4		6.7	3.8
	2023	4,669	31.5	27.6	62.7		5.5	4.2
	2022	4,723	33.0	36.3	52.1			11.6
	2021	4,796	35.9	41.1	46.3			12.6
Peel	2024	3,053	22.9	20.0	51.7		22.9	5.5
	2022	3,006	24.9	25.0	68.9			6.1
	2021	2,965	25.9	32.8	67.2			
Rishton	2024	4,931	29.0	40.1	59.9			
	2023	4,906	32.2	27.6	62.7		5.5	4.2
	2022	4,941	32.0	32.0	34.5			33.5
	2021	4,982	35.2	37.6	35.5	1.1		26.8
St Andrew's	2024	3,309	29.4	48.6	51.4			
	2022	3,355	32.6	53.4	46.6			
	2021	3,295	31.9	55.3	36.6			8.0
St Oswald's	2024	4,786	32.2	53.4	30.6			16.0
	2023	4,811	32.7	51.4	38.5	3.7	6.4	
	2022	4,836	37.1	49.0	31.2			19.7
	2021	4,856	38.6	50.8	46.3	2.9		
Spring Hill	2024	3,758	35.0	24.9	41.1		34.1	
	2022	3,592	38.8	47.4	52.6			
	2021	3,589	37.3	43.3	56.7			

Ipswich

2 ▼5	7	13 ▲5	38	1 ◆	3	0 ◆	0

Labour retain control - majority: 28 seats

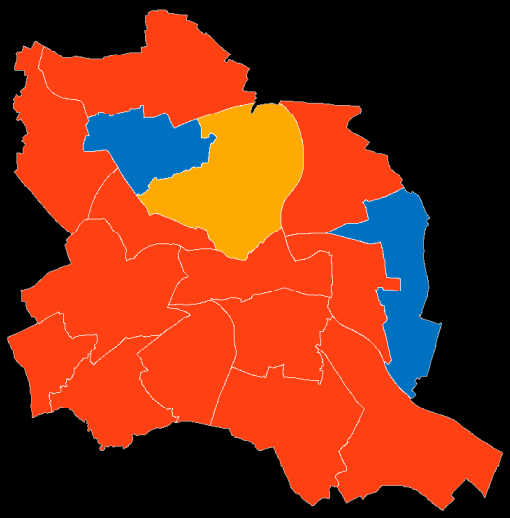



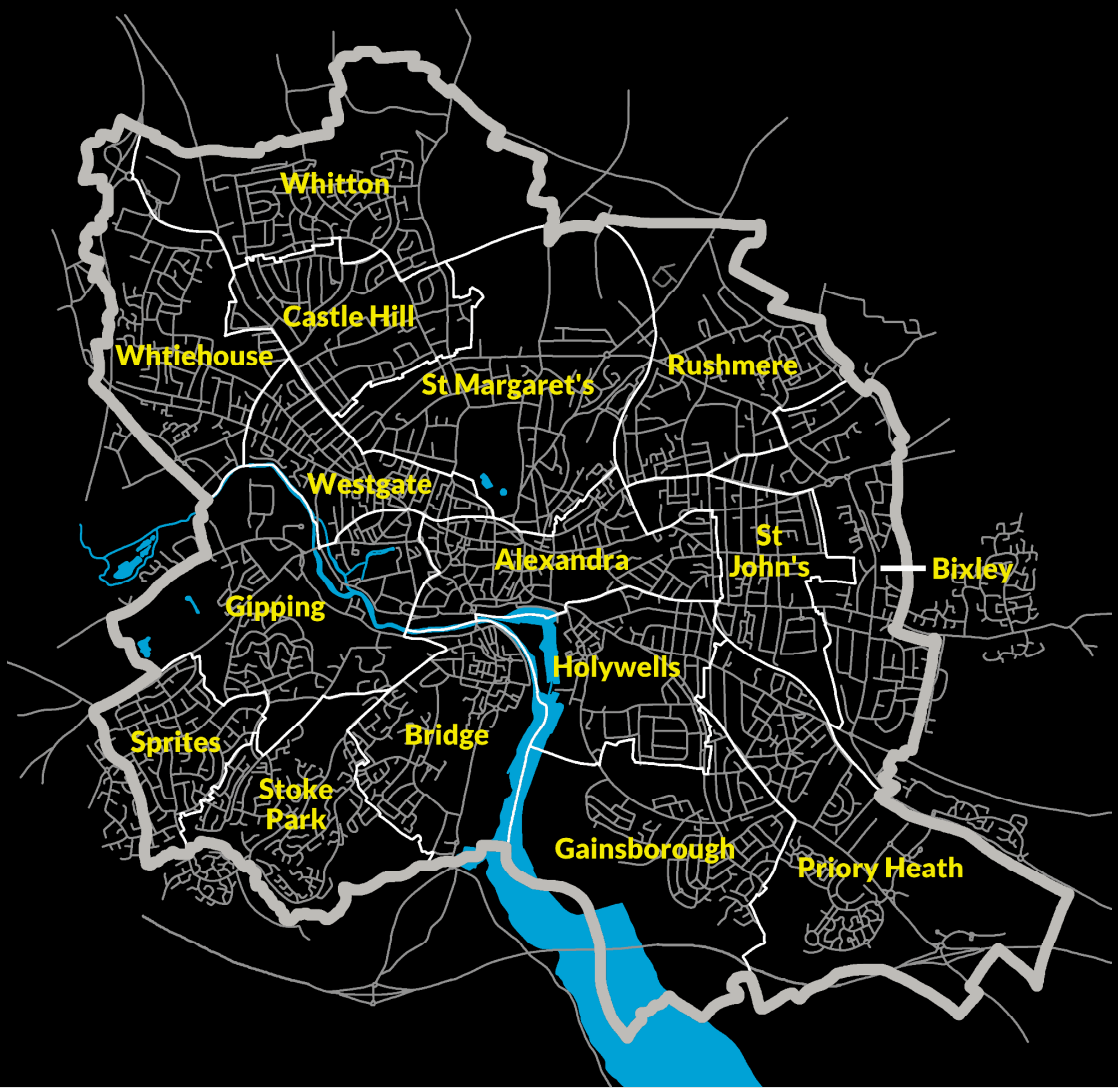

Electoral history of Ipswich

	seats	%votes	seats	%votes	seats	%votes	seats	%votes	Total	Majority	
2024	7	29.4	38	44.8	3	11.0	0	14.9	16	28	●
2023	12	34.2	33	43.0	3	11.7	0	11.0	16	18	●
2022	13	35.7	32	44.9	3	11.2	0	8.2	16	16	●
2021	15	43.8	30	39.4	3	8.2	0	8.7	16	14	●
2019	9	29.6	36	40.7	3	11.8	0	17.8	16	24	●
2018	12	36.8	34	48.4	2	10.1	0	4.7	16	20	●
2016	13	32.9	33	46.4	2	9.2	0	115	16	18	●
2015	15	38.1	31	36.1	2	7.1	0	18.7	16	14	●
2014	10	27.5	35	38.0	3	8.2	0	10.2	16	22	●
2012	12	31.9	32	51.9	4	10.6	0	5.6	16	16	●
2011	16	37.0	28	47.4	4	13.0	0	2.6	16	8	●
2010	18	38.3	23	34.9	7	25.3	0	1.5	16		
2008	19	41.1	21	34.1	8	18.6	0	6.3	16		
2007	20	39.7	18	35.6	9	20.8	1	3.9	16		
2006	19	39.8	18	31.9	9	25.5	2	2.9	16		
2004	18	40.2	23	31.9	7	26.3	0	1.5	16		
2003	12	39.2	31	32.5	5	25.8	0	2.5	16	14	●
2002	9	36.4	35	39.9	4	21.5	0	2.3	48	22	●
2000	15	43.2	31	36.6	2	16.6	0	3.5	18	14	●
1999	10	35.8	37	49.3	1	13.2	0	1.7	16	26	●
1998	8	34.3	40	47.8	0	14.6	0	3.2	16	32	●
1996	6	28.3	41	60.8	1	12.8	0	0.1	18	34	●
1995	11	23.9	36	63.0	1	12.9	0	0.2	16	24	●
1994	14	27.4	33	51.4	1	19.6	0	1.6	16	18	●
1992	15	48.8	33	46.5	0	4.7	0	0.0	16	18	●
1991	11	43.5	37	49.1	0	5.3	0	2.2	16	26	●
1990	12	30.1	36	59.0	0	6.0	0	4.9	16	24	●
1988	14	35.3	34	57.8	0	6.9	0	0.4	16	20	●
1987	15	37.5	30	62.5	0	16.9	0	0.0	16	15	●
1986	16	31.9	32	52.9	0	15.3	0	0.0	16	16	●
1984	18	38.4	30	49.5	0	12.1	0	0.0	16	12	●
1983	17	41.2	31	44.8	0	13.4	0	0.6	16	14	●
1982	16	37.9	32	44.2	0	17.6	0	0.2	16	16	●
1980	16	41.0	32	57.1	0	1.9	0	0.0	16	16	●
1979	19	47.1	29	51.7	0	0.9	0	0.2	48	10	●
1976	26	49.0	21	41.8	0	9.2	0	0.0	47	5	●
1973	11	43.2	36	54.2	0	2.6	0	0.0	47	25	●

Ward history of Ipswich

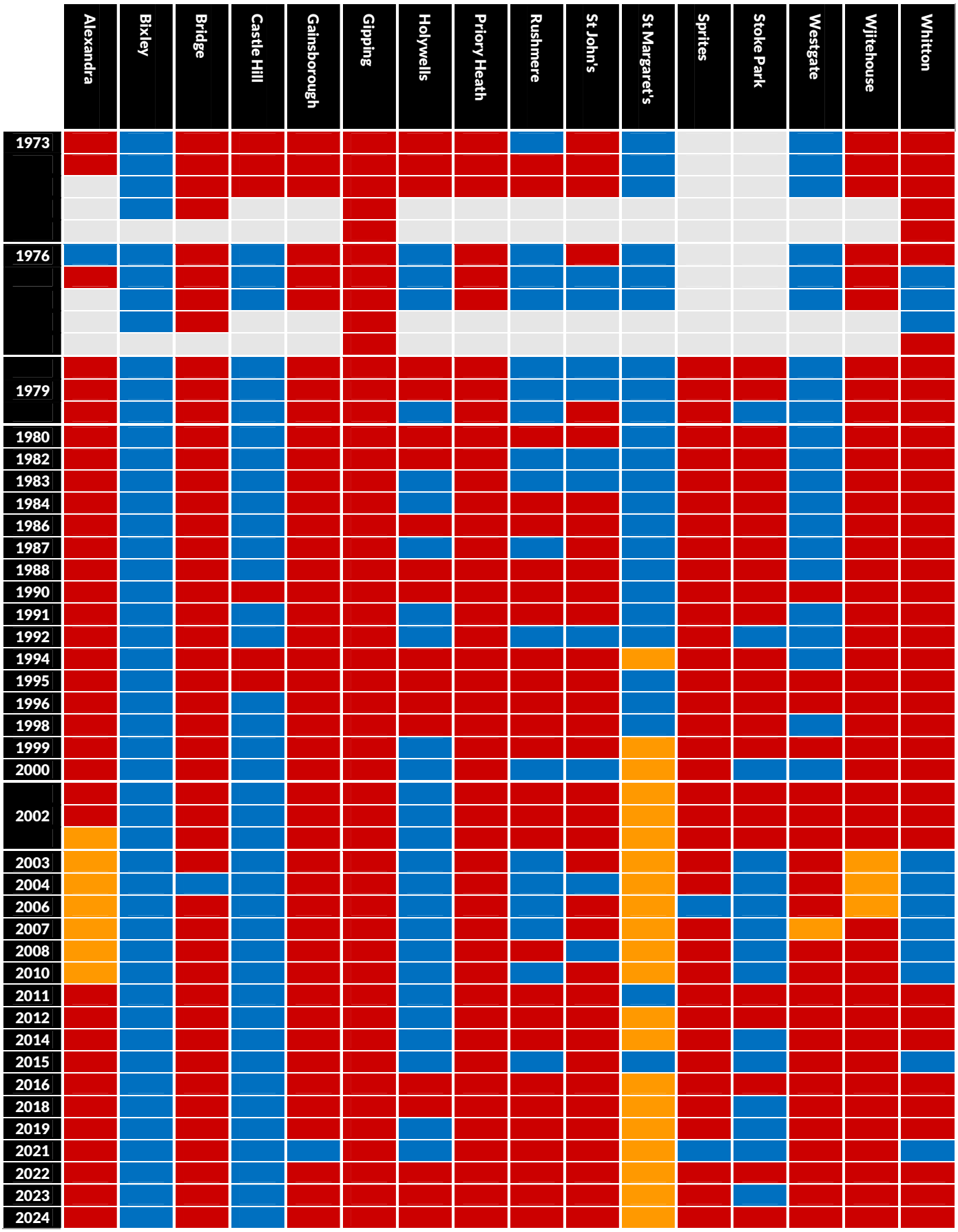

Alexandra
Ipswich

***Adam Rae**	**Lab**	**1,125**	**50.0**	**+ 2.4**
David J. Plowman	Grn	599	26.6	+13.2
Katherine M. West	Con	401	17.8	- 15.6
Kelly V. Turner	LD	123	5.5	- 0.1

Bixley
Ipswich

***Lee C. Reynolds**	**Con**	**1,053**	**47.6**	**- 13.7**
Paul J. Anderson	Lab	788	35.6	+10.7
Stephanie G. Cullen	Grn	239	10.8	+ 1.5
Lisa Weichert	LD	132	6.0	+ 1.5

Bridge
Ipswich

***Bryony Rudkin**	**Lab**	**780**	**46.2**	**+ 1.3**
John P. Downie	Con	450	26.7	- 11.9
Catherine Kersey	Ref	184	10.9	
Adria L. Pittock	Grn	166	9.8	- 2.0
Sophie H.F. Williams	LD	108	6.4	+ 1.7

Castle Hill
Central Suffolk and Ipswich North

***Ian S. Fisher**	**Con**	**827**	**40.0**	**- 10.8**
Kimberley V. Clements	Lab	750	36.3	+ 6.3
Martin E. Pakes	LD	345	16.7	+ 6.9
Leslie R.J. Foster	Grn	143	6.9	- 2.5

Gainsborough
GAIN
Ipswich

James A. Whatling	**Lab**	**764**	**47.5**	**+ 5.7**
Albert Demaj	Con	411	25.6	- 23.4
John A. Beard	Ref	186	11.6	
Robert J. Young	Grn	100	6.2	- 0.4
Shayne R. Pooley		86	5.4	
Amy V. Bendall	LD	60	3.7	+ 1.1

Gipping
Ipswich

***David T. Ellesmere**	**Lab**	**878**	**54.9**	**+ 4.1**
Rhys G. Ellis	Con	442	28.6	- 8.8
Lee Morris	Grn	159	10.3	+ 2.5
Gerald Pryke	LD	95	6.2	+ 2.2

Holywells
GAIN
Ipswich

Nicole S.K. El-Safty	**Lab**	**1,041**	**49.2**	**+16.2**
*Philippa J.E. Gordon-Gould	Con	704	33.3	- 7.5
Aurore M. Richardson-Todd	Grn	205	9.7	- 8.8
Robert K. Chambers	LD	165	7.8	+ 0.1

Priory Heath
Ipswich

Roxanne D. Downes	**Lab**	**909**	**53.8**	**+ 6.1**
Robert C. Hall	Con	485	28.7	- 12.3
Andrew J. Patmore	Grn	195	11.5	+ 3.1
Conrad R.S. Packwood	LD	101	6.0	+ 2.1

Priory Heath by-election

Owen L. Bartholomew	**Lab**	**805**	**56.5**
Michael R. Scanes	Con	431	30.3
Thomas Wilmot	Grn	188	13.2

Rushmere
Ipswich

***Alasdair D.M. Ross**	**Lab**	**1,163**	**49.6**	**+ 4.7**
Deborah L. Richards	Con	626	26.7	- 6.3
Rachel E. Morris	Grn	221	9.4	+ 2.0
Timothy R. Hawke	Ref	188	8.0	
Lucy M. Drake	LD	146	6.2	+ 1.5

St John's
Ipswich

Corinna H. Hudson	**Lab**	**1,172**	**47.3**	**- 0.6**
Timothy M. Buttle	Con	698	28.2	- 12.2
Judith C. Rook	Grn	333	13.4	+ 6.0
Giles O. Turner	LD	273	11.0	+ 6.7

St John's by-election

***Neil E. MacDonald**	**Lab**	**1,162**	**68.2**
Stephen R. Ion	Con	542	31.8

St Margaret's
Ipswich

***Oliver J. Holmes**	**LD**	**1,431**	**51.0**	**+ 9.0**
Sheila M. Handley	Lab	559	19.9	- 1.3
Laura M. Allenby	Con	477	17.0	- 11.7
Kirsty E. Wilmot	Grn	341	12.1	+ 5.2

Sprites
GAIN
Ipswich

Philip M. McSweeney	**Lab**	**769**	**49.1**	**+ 9.4**
Sian O.C. Gubb	Con	618	39.5	- 17.1
Martin Hynes	Grn	124	7.9	
Robin T. Whitmore	LD	54	3.5	- 0.2

Stoke Park
GAIN
Ipswich

Kwok C. Man	**Lab**	**765**	**44.6**	**+15.2**
James A.L. Harding	Con	702	40.9	- 17.3
Barry Broom	Grn	172	10.0	+ 3.6
Henry A. Williams	LD	76	4.4	- 1.5

Westgate
Ipswich

***Carole E. Jones**	**Lab**	**935**	**55.4**	**+ 5.6**
Stephen J. Kirby	Con	370	21.9	- 9.4
John W. Mann	Grn	235	13.9	+ 5.3
Martin Hore	LD	147	8.7	+ 0.3

Whitehouse
Central Suffolk and Ipswich North

***Tracy A. Grant**	**Lab**	**754**	**51.0**	**+ 5.6**
Mark P. Phillips	Con	303	20.5	- 23.3
David A. Hurlbut	Ref	191	12.9	
Susan G. Hagley	Grn	160	10.8	0.0
Immo Weichert	LD	69	4.7	

Whitton
GAIN
Central Suffolk and Ipswich North

Patricia Bruce-Browne	**Lab**	**812**	**44.4**	**- 0.7**
David F. Goldsmith	Con	555	30.3	- 24.6
*Colin A. Gould	Ref	265	14.5	
Jason Williams	Grn	105	5.7	
Nicholas A.S. Jacob	LD	93	5.1	

Summary of results: Ipswich

	Year	Elec	%Poll	Con	Lab	LD	Grn	Ind	Other
Alexandra	2024	7,780	29.1	17.8	50.0	5.5	26.6		
	2023	7,814	32.7	30.3	41.3	4.4	24.0		
	2022	7,701	29.8	24.4	53.8	6.1	15.7		
	2021	7,447	36.2	33.4	47.6	5.6	13.4		
Bixley	2024	5,762	38.7	47.6	35.6	6.0	10.8		
	2023	5,694	42.4	50.1	33.1	6.8	9.9		
	2022	5,748	40.2	51.5	32.3	7.3	9.0		
	2021	5,717	47.1	61.3	24.9	4.5	9.3		
Bridge	2024	6,681	25.4	26.7	46.2	6.4	9.8		10.9
	2023	6,574	25.5	30.2	50.4	5.6	13.9		
	2022	6,628	26.7	33.8	50.0	5.6	10.7		
	2021	6,585	30.6	38.6	44.9	4.7	11.8		15.2
Castle Hill	2024	5,756	36.1	40.0	36.3	16.7	6.9		
	2023	5,742	35.1	38.4	31.3	22.1	8.3		
	2022	5,853	35.6	47.3	32.3	20.4			
	2021	5,822	41.7	50.8	30.0	9.8	9.4		
Gainsborough	2024	6,208	26.0	25.6	47.5	3.7	6.2	5.4	11.6
	2023	6,122	29.4	33.5	54.2	4.0	8.3		
	2022	6,220	33.0	38.8	52.0	2.6	6.6		
	2021	6,178	35.4	49.0	41.8	2.6	6.6		
Gipping	2024	6,472	24.5	28.6	54.9	6.2	10.3		
	2023	6,327	25.2	27.7	54.9	5.2	12.2		
	2022	6,414	26.4	28.3	57.9	5.2	8.6		
	2021	6,332	30.4	37.4	50.8	4.0	7.8		
Holywells	2024	5,903	36.0	33.3	49.2	7.8	9.7		
	2023	5,797	38.8	40.6	46.4	5.4	7.6		
	2022	5,876	38.8	37.1	48.3	3.2	11.5		
	2021	5,881	40.8	40.8	33.0	7.7	18.5		
Priory Heath	2024	6,712	25.5	28.7	53.8	6.0	11.5		
	2023	6,679	28.0	32.3	49.2	8.3	10.1		
	2022	6,683	29.0	32.9	53.6	5.4	8.0		
	2021	6,670	33.8	40.0	47.7	3.9	8.4		
Rushmere	2024	6,171	38.2	26.7	49.6	6.2	9.4		8.0
	2023	6,171	38.2	33.9	47.5	8.5	10.0		
	2022	6,256	39.2	33.4	53.6	6.4	6.6		
	2021	6,216	43.6	43.0	44.9	4.7	7.4		
St John's	2024	7,029	32.8	28.2	47.3	11.0	13.4		
	2023	6,946	33.6	31.7	45.8	13.0	9.5		
	2022	6,984	36.4	32.3	48.2	10.5	9.1		
	2021	6,903	39.6	40.4	47.9	4.3	7.4		
St Margaret's	2024	6,482	43.6	17.0	19.9	51.0	12.1		
	2023	6,421	45.7	21.4	16.6	53.3	8.8		
	2022	6,501	46.2	18.8	15.1	59.0	7.2		
	2021	6,470	53.1	28.7	21.2	42.0	6.9		1.2
Sprites	2024	5,080	31.0	39.5	49.1	3.5	7.9		
	2023	5,066	32.4	37.7	46.9	2.3	5.9		7.2
	2022	5,149	33.8	43.8	49.0		7.3		
	2021	5,137	36.3	56.6	39.7	3.7			
Stoke Park	2024	5,160	33.5	40.9	44.6	4.4	10.0		
	2023	5,142	34.4	46.2	40.4	4.2	7.3		2.0
	2022	5,270	35.0	44.5	46.6	3.4	3.8		1.7
	2021	5,316	36.7	58.2	29.4	5.9	6.4		
Westgate	2024	6,430	26.5	21.9	55.4	8.7	13.9		
	2023	6,309	25.9	24.2	53.6	8.6	13.6		
	2022	6,472	26.9	25.7	54.4	9.0	10.9		
	2021	6,569	31.3	31.3	49.8	8.4	8.6		1.9
Whitehouse	2024	6,433	23.2	20.5	51.0	4.7	10.8		12.9
	2023	6,406	23.0	30.0	52.3	5.3	12.4		
	2022	6,454	25.9	30.9	58.6		10.6		
	2021	6,460	27.9	43.8	45.4		10.8		
Whitton	2024	6,190	29.7	30.3	44.4	5.1	5.7		14.5
	2023	6,110	29.4	39.7	47.5	6.3	6.5		
	2022	6,114	33.0	38.5	53.6	3.5	4.5		
	2021	6,005	36.4	54.9	45.1				

Kingston-upon-Hull

0 ◆	0	10 ▲1	26	9 ▼1	31	0 ◆	0	0 ◆	0

Liberal Democrats retain control - majority: 5 seats

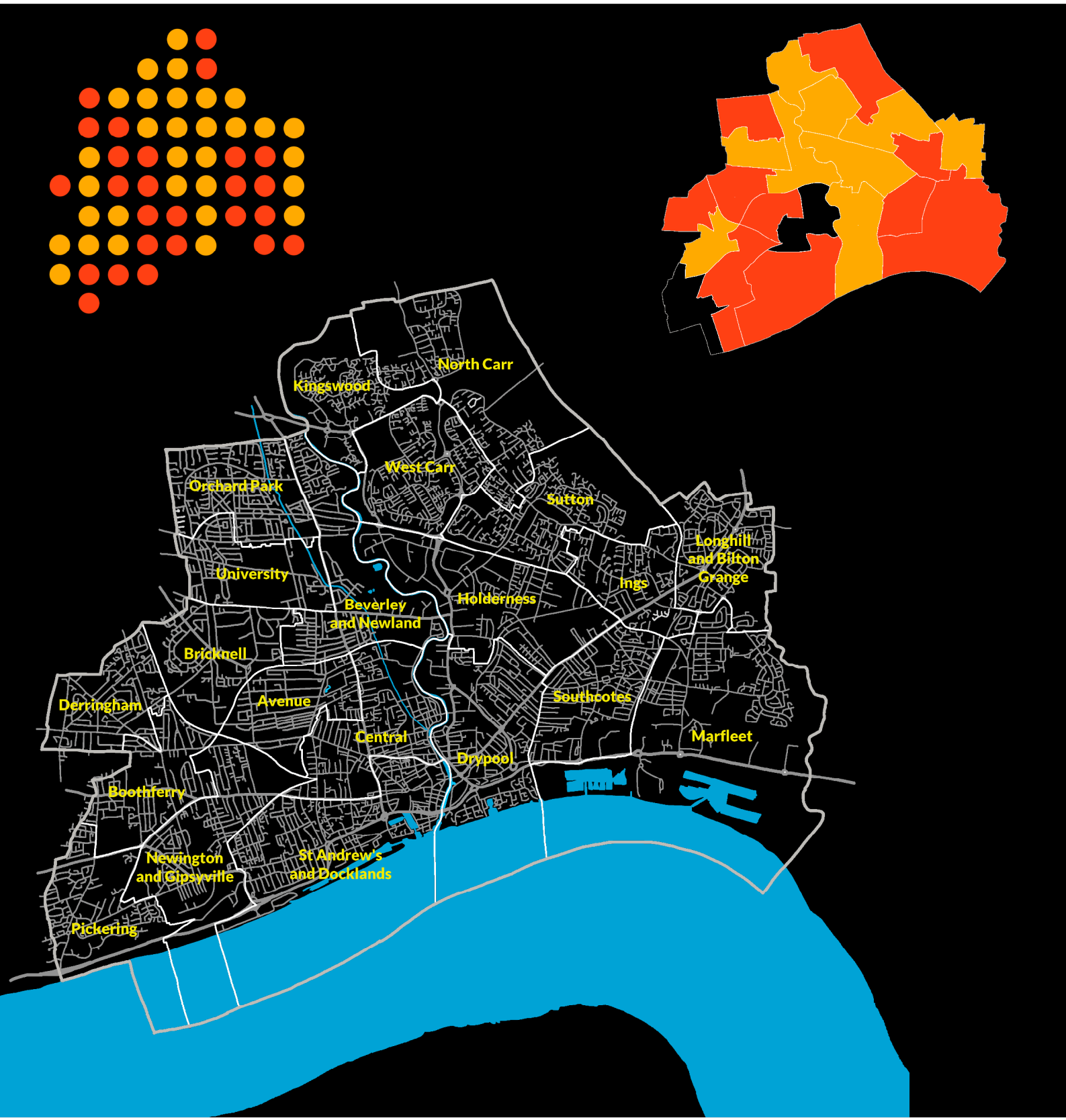

Electoral history of Kingston-upon-Hull

	seats	%votes	seats	%votes	seats	%votes	seats	%votes	Total	Majority	
2024	0	5.9	26	44.1	31	44.0	0	6.0	19	5	●
2023	0	6.0	25	41.1	32	49.3	0	3.7	19	7	●
2022	0	10.4	27	40.7	29	45.3	1	3.6	19	1	●
2021	1	18.6	30	35.9	25	38.1	1	7.3	19	3	●
2019	2	8.3	31	40.2	24	43.1	0	8.4	19	5	●
2018	2	12.0	34	45.8	21	34.1	0	8.1	57	11	●
2016	2	6.4	39	40.5	17	34.7	1	18.4	20	19	●
2015	2	10.0	40	46.0	15	18.5	2	25.5	19	21	●
2014	2	7.2	37	39.8	15	23.1	5	29.9	20	15	●
2012	2	6.3	39	53.3	17	31.9	1	8.4	20	19	●
2011	2	6.9	34	54.2	22	30.4	1	8.5	19	9	●
2010	2	14.1	22	42.0	33	34.3	2	9.5	20	7	●
2008	3	14.0	19	34.1	33	41.7	4	10.1	20	7	●
2007	2	7.8	20	36.0	30	46.1	7	10.1	19	1	●
2006	2	11.4	25	33.3	26	43.6	6	11.6	20		
2004	2	11.2	27	34.3	25	37.4	5	17.0	20		
2003	2	7.0	28	45.7	21	36.5	8	10.7	20		
2002	2	8.6	24	38.5	29	44.1	4	8.8	59		
2000	2	17.4	44	43.9	10	31.4	4	7.3	20	28	●
1999	1	14.8	51	56.8	4	20.0	4	8.3	20	42	●
1998	1	15.1	53	48.2	4	28.0	2	8.7	20	46	●
1997	0	15.7	58	62.9	1	20.2	1	1.2	20	56	●
2002	2	8.6	24	38.5	29	44.1	4	8.8	59	58	●
2000	2	17.4	44	43.9	10	31.4	4	7.3	20	46	●
1999	1	14.8	51	56.8	4	20.0	4	8.3	20	54	●
1998	1	15.1	53	48.2	4	28.0	2	8.7	20	56	●
1997	0	15.7	58	62.9	1	20.2	1	1.2	20	54	●
1995	0	11.2	59	66.7	1	19.5	0	2.6	14	50	●
1994	1	9.1	53	64.3	6	25.4	0	1.2	20	46	●
1992	1	23.5	57	55.7	2	4.7	0	0.0	19	44	●
1991	1	20.1	58	64.3	1	13.6	0	1.9	20	38	●
1990	3	13.8	57	71.0	0	6.2	0	9.0	20	38	●
1988	3	21.9	55	65.0	2	10.0	0	3.1	20	41	●
1987	5	23.0	53	57.0	2	18.9	0	1.1	20	25	●
1986	6	19.7	52	62.5	2	16.7	0	1.0	19	47	●
1984	10	24.3	49	59.1	1	16.4	0	0.2	20	28	●
1983	11	28.2	49	56.5	0	15.3	0	0.0	60	38	●
1979	11	32.7	52	60.6	0	5.3	0	1.3	63	41	●
1976	19	44.3	44	53.6	0	1.2	0	0.9	63	25	●
1973	8	30.6	55	62.9	0	2.2	0	4.4	63	47	●

Ward history of Kingston-upon-Hull

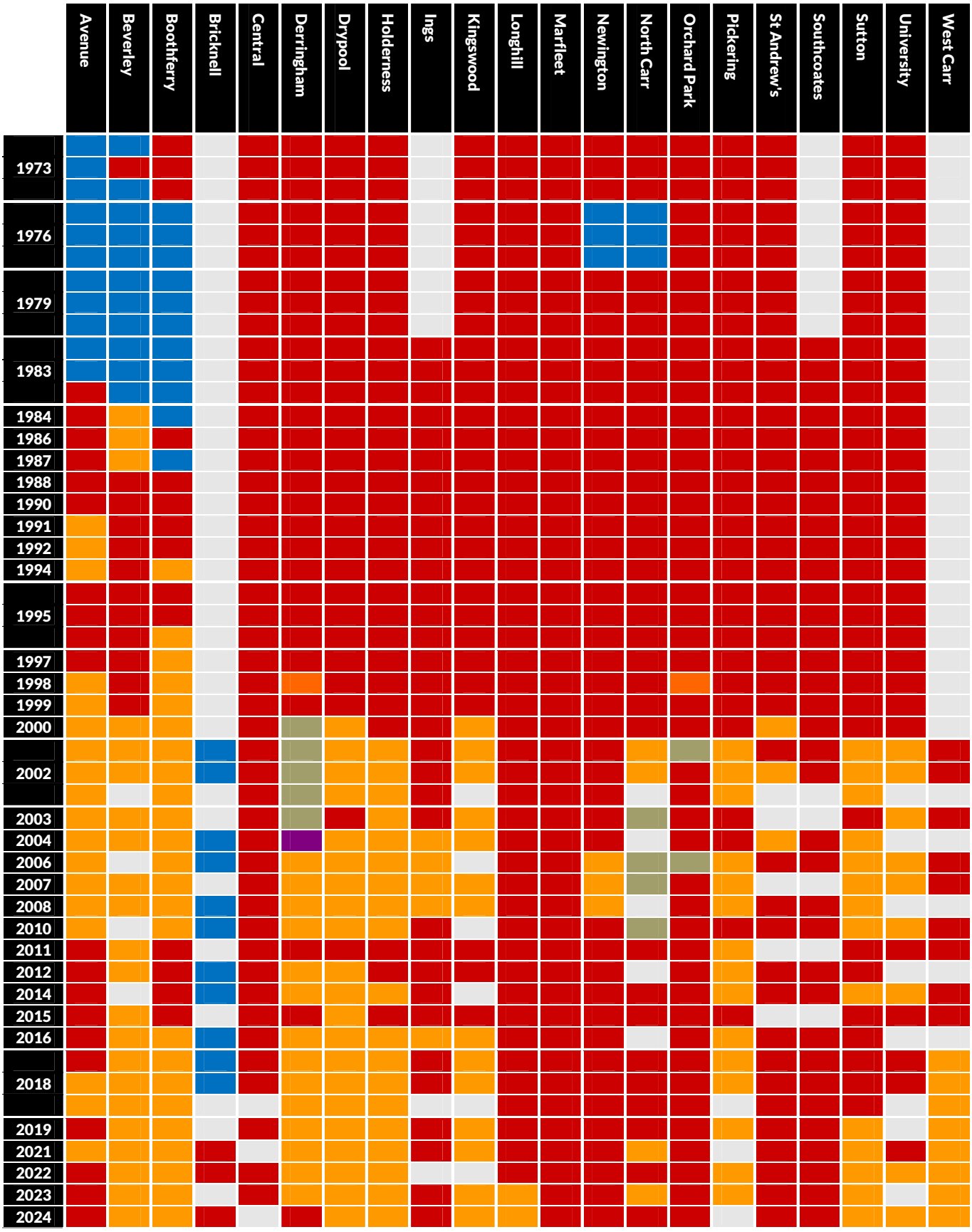

Avenue
Hull North and Cottingham

Karen D. Wood	**Lab**	**1,330**	**43.4**	**+ 8.8**
*John G. Robinson	LD	1,225	40.0	- 6.9
James E. Russell	Grn	296	9.7	0.0
Matthew M.J. Whale	TUSC	108	3.5	
Alex Hayward	Con	62	2.0	- 3.0
James R. Steele	Yorks	42	1.4	

Beverley and Newland
Hull North and Cottingham

***Michael J. Ross**	**LD**	**1,900**	**63.8**	**- 0.3**
Joanna M.M. Collins	Lab	851	28.6	+ 9.8
Otis E. Griffin	Con	117	3.9	- 6.0
Michael S. Hirst	TUSC	108	3.6	

Boothferry
Hull West and Haltemprice

***Alison J. Collinson**	**LD**	**1,165**	**54.9**	**+ 3.6**
James L. Ireland	Lab	715	33.7	+ 9.2
John C. Sharp	Con	127	6.0	- 12.3
Archie Lamplugh	Grn	116	5.5	+ 1.8

Bricknell
Hull North and Cottingham

***Peter S. North**	**Lab**	**1,138**	**56.1**	**+ 8.4**
Brian Gilliland	LD	521	25.7	+21.4
John L. Fareham	Con	261	12.9	- 27.9
Kevin S. Paulson	Grn	76	3.7	- 3.5
Rowan A. Halstead	Yorks	34	1.7	

Central
Hull North and Cottingham

No election in 2024

Derringham
Hull West and Haltemprice

George Grozav	**Lab**	**1,251**	**50.1**	**+23.6**
Darius Kirtiklis	LD	1,041	41.7	- 3.3
Michael S. Whitehead	Con	108	4.3	- 15.0
Andy Donegan	Grn	96	3.9	

Drypool
Hull East

Scott Preston	**LD**	**1,361**	**63.2**	**+ 0.9**
Oscar R. Seal	Lab	541	25.1	+ 5.8
John K. Allison-Walsh	Grn	128	6.0	+ 1.9
Stephen P. Hackett	Con	122	5.7	- 5.4

Holderness
Hull East

***Linda E. Tock**	**LD**	**1,331**	**60.5**	**+ 6.3**
Jan Hornby	Lab	671	30.5	+ 4.2
Paul Spooner	TUSC	102	4.6	
Stephen R. Brown	Con	95	4.3	- 10.8

Ings
Hull East

***Alan D. Gardiner**	**Lab**	**929**	**53.9**	**+ 6.9**
Mark R. Bisbey	LD	617	35.8	+23.3
Gordon S. Bradshaw	Grn	102	5.9	- 8.3
Zia Vennoyer	Con	76	4.4	- 21.8

Kingswood
Hull North and Cottingham

Ted Dolman	**LD**	**739**	**65.6**	**- 5.4**
Sofiya C. Koch	Lab	292	25.9	+12.9
Ash Withers	Con	96	8.5	- 6.7

Longhill and Bilton Grange
Hull East

***Julia Conner**	**LD**	**815**	**52.5**	**+34.8**
Dean Kirk	Lab	608	39.1	- 12.8
James R. Sargeant	Con	75	4.8	- 25.6
Tony Smith	TUSC	56	3.6	

Marfleet
Hull East

***Sharon V. Belcher**	**Lab**	**746**	**71.1**	**+20.1**
Curtiss R. Craig	LD	205	19.5	+10.3
Gepff Horton	Con	99	9.4	- 13.2

Newington and Gipsyville
Hull West and Haltemprice

***Tracy M. Dearing**	**Lab**	**1,050**	**66.0**	**+15.0**
Keith J. Smith	LD	363	22.8	+ 8.8
Daniel M. Bond	Con	178	11.2	- 13.3

North Carr
Hull East

Paul H. Harper	**Lab**	**556**	**42.3**	**+ 7.9**
*Jan Loft	LD	540	41.1	- 5.1
Martin R. Baker	Ref	169	12.9	
Graeme R. Wightman	Con	49	3.7	- 13.3

Orchard Park
Hull North and Cottingham

Rosie Nicola	**Lab**	**999**	**62.4**	**+ 7.0**
Brian C. Tompsett	LD	324	20.2	+ 7.1
John F. Gilling	Ind	169	10.6	
John Rymer	Con	109	6.8	- 15.1

Pickering
Hull West and Hessle

No election in 2024

St Andrew's and Docklands
Hull West and Hessle

***Daren R. Hale**	**Lab**	**1,183**	**67.5**	**+17.9**
Callum Best	LD	332	19.0	- 11.2
Charles N. Dinsdale	Con	125	7.1	- 2.5
Barry J. McGrath	Ind	112	6.4	

Southcoates
Hull East

***Hester C. Bridges**	**Lab**	**1,099**	**66.4**	**+11.2**
Brian Gurevitch	LD	210	12.7	- 2.9
Ian Broadbent	Ref	250	15.1	
Archie H. Bartlett	Con	97	5.9	- 23.3

Sutton
Hull East

Jonathan Cahill	**LD**	**1,465**	**61.6**	**+ 9.5**
Rob Dunstan	Lab	763	32.1	+ 2.6
Frankie M. Williams	Con	151	6.4	- 7.6

University
Hull North and Cottingham

Mark I. Collinson	**LD**	**728**	**48.0**	**+30.2**
Sian K. Humphries	Lab	644	42.4	- 7.2
Clare E. Wildey	Grn	88	5.8	- 1.3
Ben Lavender	Con	58	3.8	- 21.6

West Carr
Hull North and Cottingham

Tracey Neal	**LD**	**992**	**56.7**	**+ 3.6**
Finn M. Anderson	Lab	548	31.3	+ 8.4
Colin R. Baxter	Con	116	6.6	- 13.7
Joyce Marshall	TUSC	95	5.4	+ 2.9

Summary of results: Kingston upon Hull

	Year	Elec	%Poll	Con	Lab	LD	Grn	Ind	Other
Avenue	2024	9,228	33.4	2.0	43.4	40.0	9.7		4.9
	2023	8,866	37.1	2.9	51.0	36.0	10.1		
	2022	8,982	41.1	2.9	48.0	41.4	7.6		
	2021	9,396	40.1	5.0	34.6	46.9	9.7	3.8	
Beverley and Newland	2024	10,369	28.9	3.9	28.6	63.8			3.6
	2023	9,544	31.0	4.0	25.7	67.3			3.1
	2022	9,788	30.2	6.1	18.8	69.0			
	2021	10,459	29.7	9.9	18.8	64.1	7.3		
Boothferry	2024	8,882	24.0	6.0	33.7	54.9	5.5		
	2023	8,840	25.8	8.4	33.1	58.5			
	2022	9,075	26.4	11.0	29.7	59.4			
	2021	9,308	26.9	18.3	24.5	51.3	3.7	2.2	
Bricknell	2024	6,047	33.8	12.9	56.1	25.7	3.7		1.7
	2022	6,132	36.8	35.8	52.8	5.5	6.0		
	2021	6,275	37.9	40.8	47.7	4.3	7.2		
Central	2023	6,233	19.0	7.4	59.9	26.0			6.6
	2022	6,450	17.3	14.8	63.6	21.7			
Derringham	2024	9,021	27.9	4.3	50.1	41.7	3.8		
	2023	8,915	23.9	6.8	38.7	54.4			
	2022	9,073	23.6	8.6	33.9	57.5			
	2021	9,365	23.3	19.3	26.5	45.0		7.7	
Drypool	2024	8,922	24.3	5.7	25.1	63.2	5.9		
	2023	8,725	26.3	5.1	20.5	67.5			2.1
	2022	8,954	28.5	5.6	22.5	66.3	3.8		1.8
	2021	9,208	29.5	11.4	19.3	62.3	4.1		2.9
Holderness	2024	8,780	25.2	4.3	30.5	60.5			4.6
	2023	8,725	26.6	4.8	29.4	65.8			
	2022	8,865	28.4	6.2	27.1	66.7			
	2021	9,011	29.8	15.1	26.3	54.2	4.4		
Ings	2024	7,149	24.4	4.4	53.9	35.8	5.9		
	2023	7,033	22.5	5.8	46.9	40.7	5.3		1.4
	2021	7,182	24.0	26.2	47.0	12.5	14.2		
Kingswood	2024	6,849	16.6	8.5	25.9	65.6			
	2023	6,628	19.2	5.3	20.6	74.1			
	2021	6,633	20.8	15.2	13.0	71.0			0.8
Longhill and Bilton Grange	2024	8,695	18.0	4.8	39.1	52.4			3.6
	2023	8,705	19.4	5.9	39.8	49.8			4.6
	2022	8,902	22.3	9.4	34.2	56.4			
	2021	9,121	18.5	30.4	51.9	17.7			
Marfleet	2024	9,186	11.6	9.4	71.0	19.5			
	2023	8,971	11.7	9.2	69.1	21.8			
	2022	9,039	13.5	13.7	54.5	15.4			
	2021	9,164	14.6	22.6	51.0	9.2		14.4	2.8
Newington and Gipsyville	2024	10,460	15.5	11.2	66.0	22.8			
	2023	10,156	15.0	10.3	58.7	23.2	7.8		
	2022	10,511	15.8	14.4	56.8	20.1			
	2021	10,791	17.2	24.5	51.0	14.2	4.8		5.5
North Carr	2024	10,117	13.0	3.7	42.3	41.1			12.9
	2023	9,887	15.4	5.5	39.9	54.6			
	2022	9,941	16.7	7.1	49.2	41.4			2.2
	2021	9,982	15.9	17.0	34.4	46.2			2.4

	Year	Elec	%Poll	Con	Lab	LD	Grn	Ind	Other
Orchard Park	2024	10,120	15.9	6.8	62.4	20.2		10.6	
	2023	9,973	18.4	3.3	48.6	44.4	3.7		
	2022	10,315	15.6	14.5	61.8	23.7			
	2021	10,564	16.6	21.9	55.4	13.1	5.5		4.1
Pickering	2023	6,196	30.9	3.8	38.4	57.8			
	2022	6,396	29.7	7.0	44.9	48.1			
St Andrew's and Docklands	2024	10,533	16.8	7.1	67.5	18.9		6.4	
	2023	9,909	16.5	7.9	61.1	19.4	8.5		3.1
	2022	10,456	16.6	9.9	64.0	22.3			3.8
	2021	10,624	22.7	9.6	49.6	30.2	4.1	2.8	3.7
Southcoates	2024	10,028	16.5	5.9	66.4	12.7			15.1
	2023	9,912	16.8	8.5	65.3	16.8			9.5
	2022	10,227	17.7	17.6	61.0	21.4			
	2021	10,520	19.1	29.2	55.2	15.6			
Sutton	2024	9,948	24.2	6.3	32.1	61.6			
	2023	9,877	26.6	5.7	33.4	60.9			
	2022	10,071	29.1	7.9	32.3	57.3		2.5	
	2021	10,306	32.4	14.0	29.5	52.1	2.7	1.1	0.7
University	2024	6,380	24.0	3.8	42.4	48.0	5.8		
	2022	6,752	24.7	6.5	36.4	53.2	3.9		
	2021	7,109	20.0	25.4	49.6	17.8	7.1		
West Carr	2024	9,043	19.5						
	2023	8,905	20.0	8.8	33.9	53.1			4.3
	2022	9,191	21.7	11.1	27.7	55.6			5.6
	2021	9,423	23.8	20.3	22.9	53.1			3.7

Kirklees

5 ▼3	15	7 ▼8	31	3 ▲2	10	2 ▲1	4	6 ▲8	9

Labour lose to no overall control

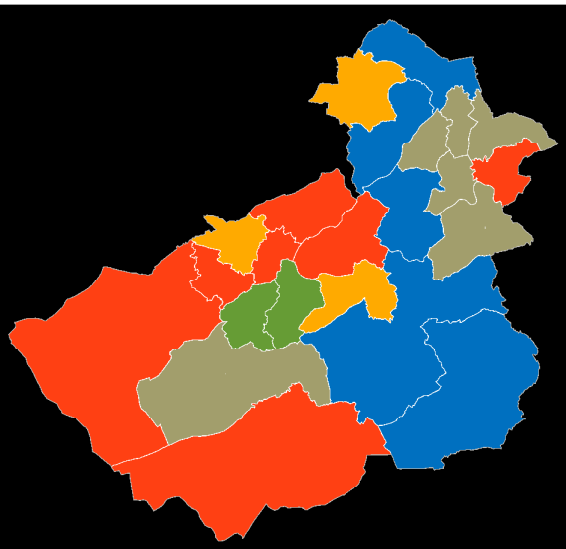



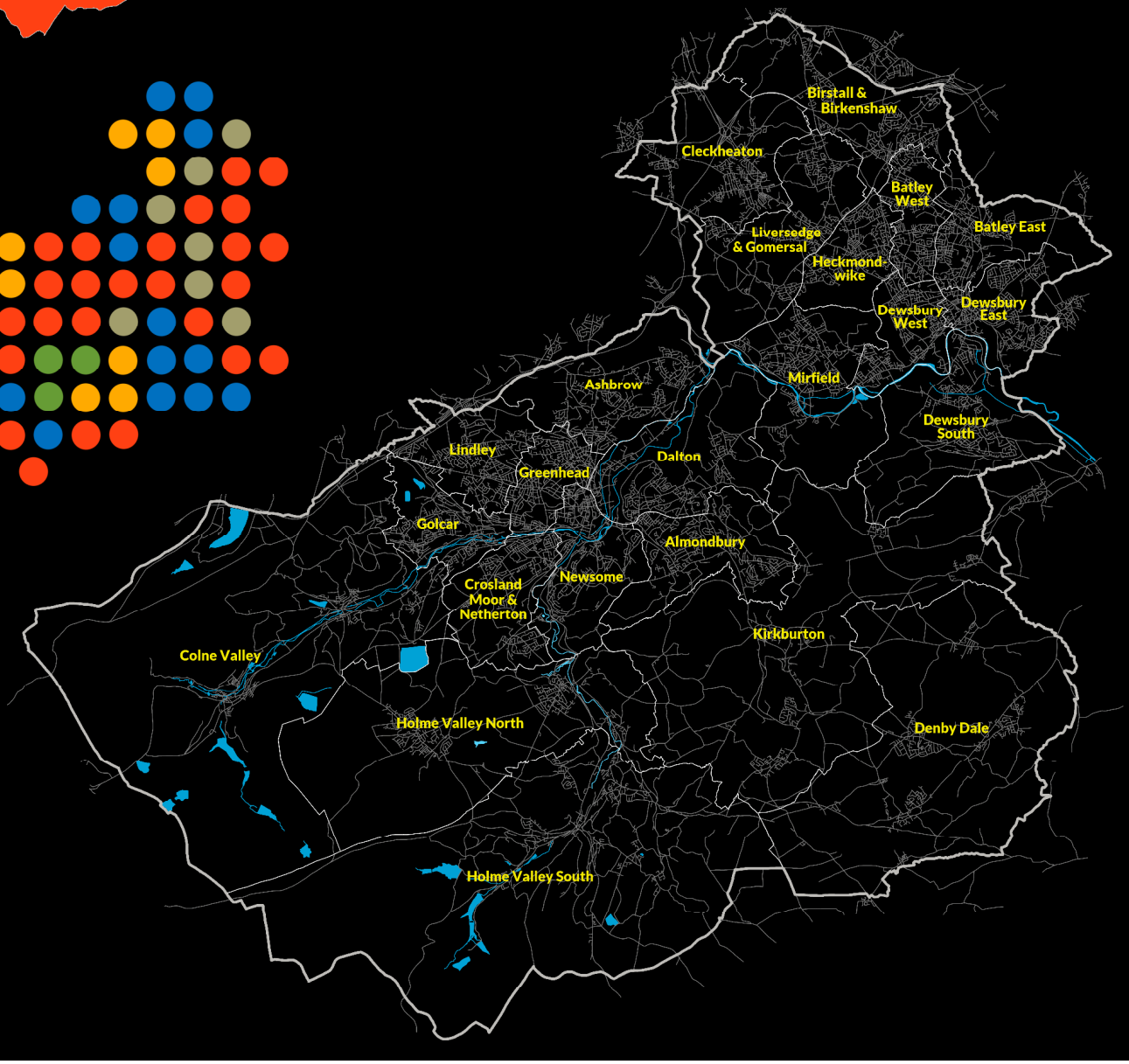

Electoral history of Kirklees

	seats	%votes	seats	%votes	seats	%votes	seats	%votes	Total	Majority	
2024	15	25.1	32	32.2	10	12.8	13	29.9	23		
2023	18	30.5	39	42.1	8	14.0	4	13.5	23	9	●
2022	18	34.6	36	38.3	8	13.2	7	13.8	23	3	●
2021	19	38.0	33	35.9	9	10.3	8	15.8	23		
2019	16	26.5	36	34.6	10	14.7	7	24.3	23	3	●
2018	19	30.5	37	44.3	7	12.7	6	12.6	23	5	●
2016	20	26.1	34	39.8	9	13.3	6	20.9	23		
2015	18	30.9	34	36.2	10	10.3	7	11.3	23		
2014	18	27.1	32	38.7	11	12.6	8	21.6	23		
2012	18	27.1	32	42.9	10	12.4	9	17.6	23		
2011	21	30.0	27	39.7	14	14.7	7	15.6	23		
2010	19	29.5	24	30.5	20	23.4	6	16.6	23		
2008	22	31.3	21	26.2	19	18.3	7	24.1	23		
2007	20	24.9	22	26.8	18	20.6	9	27.7	23		
2006	21	23.6	20	25.2	20	19.8	8	31.5	23		
2004	22	23.7	17	24.8	25	24.0	5	27.4	69		
2003	16	24.1	22	29.9	30	29.2	4	8.6	24		
2002	15	24.1	26	34.4	28	30.7	3	10.7	24		
2000	15	28.0	25	32.8	29	30.3	3	8.9	24		
1999	10	24.3	36	39.1	23	29.1	3	7.4	24		
1998	7	24.8	43	40.0	20	26.5	2	8.7	24	14	●
1996	6	23.5	45	44.4	18	22.8	3	9.2	24	18	●
1995	16	22.8	40	47.6	14	23.3	2	6.3	24	8	●
1994	20	26.5	36	39.2	15	26.6	1	7.6	24		
1992	19	41.1	41	34.1	10	18.9	2	6.0	24	10	●
1991	12	32.7	47	39.4	11	22.3	2	9.9	24	22	●
1990	14	27.2	45	49.8	12	16.8	1	6.4	24	18	●
1988	23	37.3	33	43.9	15	16.0	1	2.8	24		
1987	21	34.8	33	35.1	18	29.1	0	1.0	24		
1986	18	29.6	35	39.2	17	28.8	2	2.4	24		
1984	18	33.0	37	43.5	17	23.3	0	0.1	24	2	●
1983	20	34.4	37	41.3	15	24.1	0	0.2	24	2	●
1982	19	30.0	37	38.9	16	30.4	0	0.7	72	2	●
1980	25	34.5	44	48.4	3	13.9	0	3.3	24	16	●
1979	35	35.2	23	43.8	5	18.1	0	2.9	24		
1978	48	46.8	15	42.8	9	10.3	0	0.1	24	24	●
1976	38	43.4	25	34.9	9	12.7	0	1.5	24	4	●
1975	28	45.4	36	31.3	7	20.0	1	3.3	24		
1973	18	31.3	45	43.3	8	20.1	1	5.3	72	18	●

Ward history of Kirklees

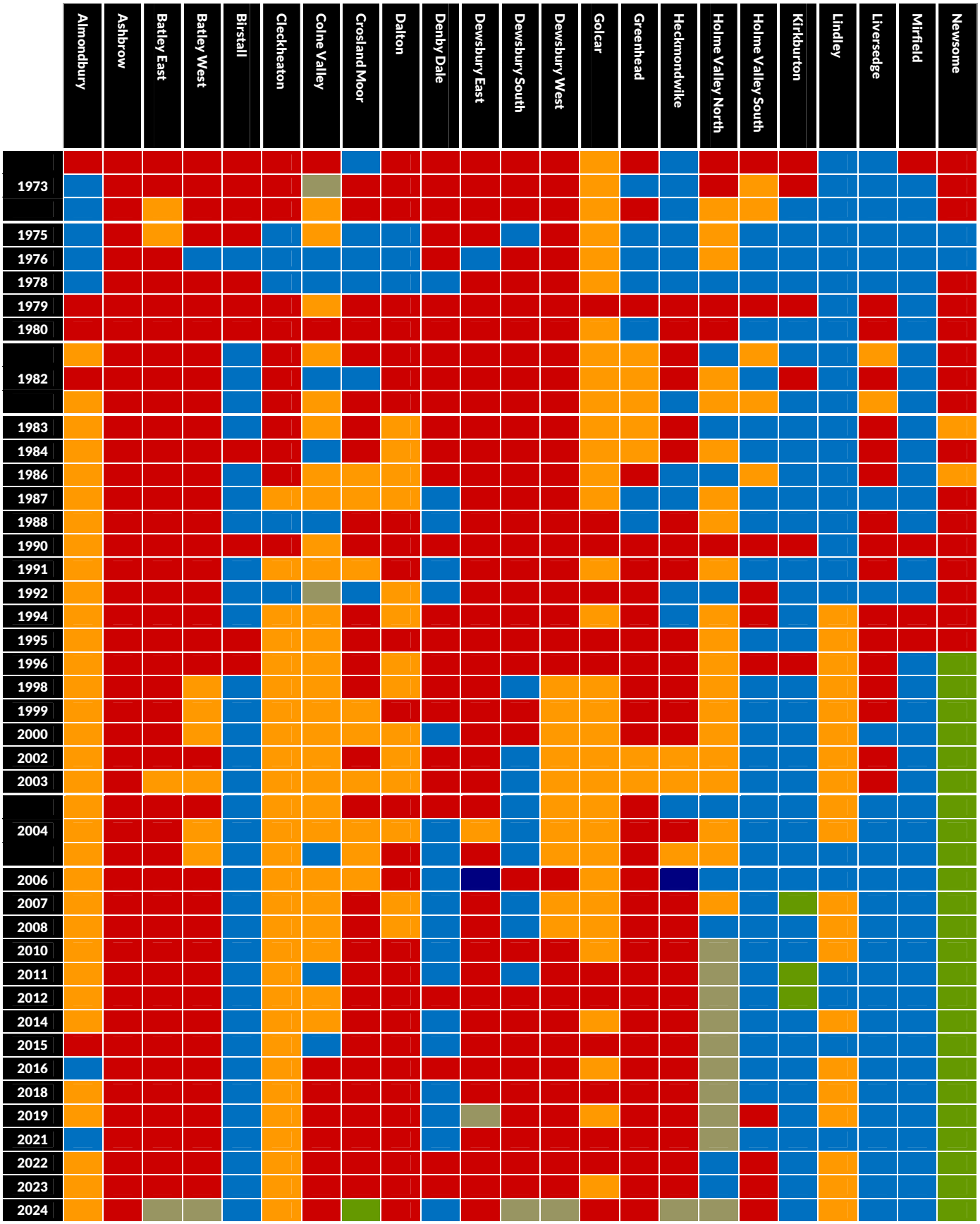

Almondbury
Huddersfield

David Longstaff	**LD**	**1,668**	**40.5**	**+16.8**
Patricia Colling	Lab	983	23.9	+ 6.8
Collins Eni Ibor	Con	955	23.2	- 28.0
Peter H. Taylor	Grn	514	12.5	+ 6.0

Ashbrow
Huddersfield

***James R. Holmewood**	**Lab**	**1,970**	**47.8**	**- 2.1**
Ian A. Roberts	Con	803	19.5	- 15.8
Brenda Smithson	Grn	644	15.6	+ 5.7
David Ridgway	LD	538	13.1	+ 8.1
Daniel J. Green	TUSC	164	4.0	

Batley East
Dewsbury and Batley

Aziz Daji	**Ind**	**3,835**	**67.7**	
Phillip A. Lucitt	Lab	901	15.9	- 51.7
Neil Mayman	Con	412	7.3	- 15.0
Simon Duffy	Grn	365	6.4	+ 0.5
Jon Bloom	LD	153	2.7	0.0

Batley West
Dewsbury and Batley

Zahid Kahut	**Ind**	**2,695**	**52.0**	
*Shabir Pandor	Lab	991	19.1	- 38.0
Stephen J. Bird	LD	541	10.4	+ 7.1
Fatima Riaz	Con	519	10.0	- 19.0
John L. Phillips	Grn	439	8.5	+ 2.8

Birstall and Birkenshaw
Spen Valley

***Mark S. Thompson**	**Con**	**1,854**	**46.9**	**- 11.0**
Julie M. Smith	Lab	1,515	38.3	+11.8
Tahir Akram	Grn	411	10.4	+ 0.5
Louise M. Walsh	LD	176	4.4	- 1.2

Cleckheaton
Spen Valley

***Kath M. Pinnock**	**LD**	**2,823**	**63.7**	**+15.0**
Piers J. Briggs	Con	746	16.8	- 17.9
Jessica White	Lab	634	14.3	+ 2.5
Martin Price	Grn	230	5.2	+ 0.5

Colne Valley
Colne Valley

***Matthew McLoughlin**	**Lab**	**2,493**	**48.9**	**+11.7**
Isaac O. Barnett	Con	1,049	20.6	- 12.1
Harry Marchington	LD	615	12.1	- 11.3
Tim Millea	Yorks	473	9.3	
Julia F. Norman	Grn	470	9.2	+ 2.4

Crosland Moor and Netherton
Huddersfield

Alex Vickers	**Grn**	**2,011**	**41.5**	**+33.1**
*Manisha R. Kaushik	Lab	1,657	34.2	- 16.5
Trevor Bellamy	Con	590	12.2	- 17.7
Suzanne Barraclough	LD	331	6.8	+ 0.2
Mark J. Finch	Ind	257	5.3	

Dalton
75% Huddersfield, 25% Spen Valley

Munir Ahmed	**Lab**	**1,492**	**44.3**	**+ 4.1**
Glenn A.R.M. Hirst	Con	735	21.8	- 14.4
Clare Walters	Grn	569	16.9	+ 3.1
Dominic J.D. Black	LD	332	9.9	+ 0.1
Clare Holden	Ind	240	7.1	

Denby Dale
Ossett and Denby Dale

***Timothy V. Bamford**	**Con**	**2,530**	**47.6**	**- 0.2**
Michelle Banks	Lab	2,089	39.3	- 0.5
Michael M. Shaw	Grn	310	5.8	- 1.6
Lynne Carroll	Ind	230	4.3	
James A. Wilkinson	LD	151	2.8	- 0.8

Dewsbury East
Dewsbury and Batley

***Eric Firth**	**Lab**	**1,534**	**40.7**	**- 2.5**
Dennis Hullock	LD	859	22.8	+19.4
John Cowan	Con	758	20.1	- 10.9
Gideon B. Richards	Grn	622	16.5	+13.0

Dewsbury South
Dewsbury and Batley

Hanifa Darwan	**Ind**	**3,443**	**65.0**	
*Jackie Ramsay	Lab	1,063	20.1	- 21.3
Sean D. Guy	Con	455	8.6	- 19.5
Nicholas Whittingham	Grn	155	2.9	+ 0.2
Bernard T. Disken	LD	94	1.8	- 1.1
Richard Beck	Ind	87	1.6	

Dewsbury West
Dewsbury and Batley

Tanisha Bramwell	**Ind**	**3,109**	**53.2**	
*Mussarat S. Pervaiz	Lab	1,390	23.8	- 31.5
Sajid Hussain	Con	855	14.6	- 11.1
Simon J. Cope	Grn	317	5.4	+ 2.7
John E. Rossington	LD	171	2.9	+ 0.8

Golcar
Colne Valley

Angela Sewell	**Lab**	**1,656**	**39.0**	**+ 3.9**
Nicola J. Turner	LD	1,520	35.8	+10.6
Matthew J. Crompton	Con	597	14.1	- 12.8
Heather L. Peacock	Grn	470	11.1	+ 0.2

Greenhead
Huddersfield

***Sheikh Ullah**	**Lab**	**1,754**	**33.1**	**- 24.6**
Maryam Jawaid	Grn	1,713	32.3	+16.3
Waseem Naheem	Ind	884	16.7	
Rob Speed	Con	688	13.0	- 7.8
Manjit Singh	LD	263	5.0	- 0.5

Heckmondwike
Spen Valley

Ali Arshad	**Ind**	**1,554**	**36.8**	
*Steve Hall	Lab	1,470	34.8	- 10.4
Amin Hussain	Con	612	14.5	- 27.5
Josie Pugsley	LD	315	7.5	+ 3.2
Graham Simpson	Grn	274	6.5	- 1.9

Holme Valley North
Colne Valley

***Charles R. Greaves**	**Ind**	**2,430**	**44.4**	**+ 9.6**
Jayne E. Fisher	Lab	1,393	25.4	+ 3.4
David M. Heathcote	Con	1,186	21.7	- 11.2
Samuel A. Midgley	Grn	296	5.4	- 0.6
Howard Cohen	LD	172	3.8	+ 0.8

Holme Valley South
Colne Valley

Jane Rylah	**Lab**	**2,916**	**45.3**	**+ 9.5**
Damian C. Brook	Con	2,660	41.3	- 5.6
Darryl P.A. Gould	Grn	614	9.5	+ 2.5
Ellen Griffiths	LD	246	3.8	- 2.6

Kirkburton
23% Dewsbury & Batley, 77% Ossett & Denby Dale

Richard Smith	**Con**	**1,995**	**42.8**	**- 11.5**
Edward J. Bowen	Lab	1,291	27.7	+17.4
Andy Scott	Grn	1,089	23.4	- 10.8
Craig Wiles	LD	152	3.3	+ 2.2
Miri Finch	Ind	129	2.8	

Lindley
Colne Valley

Ashleigh Robinson	**LD**	**2,036**	**36.0**	**+ 0.4**
Robert W.A. McGuin	Con	1,879	33.3	- 6.4
Tom Durrans-Cross	Lab	1,130	20.0	+ 1.4
Richard A.J. Burton	Grn	517	9.2	+ 3.0
Helen M. Parry	Her	88	1.6	

Liversedge and Gomersal
Spen Valley

Caroline Holt	**Con**	**1,867**	**46.3**	**- 11.9**
Erica S. Amende	Lab	1,511	37.4	+12.3
Linda E. Simmons	Grn	400	9.9	+ 3.2
David P. Snee	LD	258	6.4	+ 2.4

Mirfield
Spen Valley

***Martyn S. Bolt**	**Con**	**2,827**	**50.7**	**- 18.4**
Geoff Kernan	Lab	1,794	32.2	+12.3
Sam Griffith-Jones	Ref	509	9.1	
Catherine Whittingham	Grn	334	6.0	- 2.5
Stephen J. Long	LD	116	2.1	- 0.5

Newsome
Huddersfield

***Andrew V. Cooper**	**Grn**	**2,593**	**66.8**	**+ 5.8**
Mark Morris	Lab	892	23.0	- 2.9
Kath Bellamy	Con	272	7.0	- 4.5
Waheed Anwar	LD	125	3.2	+ 1.6

Summary of results: Kirklees

	Year	Elec	%Poll	Con	Lab	LD	Grn	Ind	Other
Almondbury	2024	13,440	30.7	23.2	23.9	40.5	12.5		
	2023	13,440	30.7	25.5	20.2	46.3	5.9	2.1	
	2022	13,427	34.7	27.5	18.1	48.2	6.2		
	2021	13,439	37.0	51.2	17.1	23.7	6.5		1.6
Ashbrow	2024	14,333	28.7	19.5	47.8	13.1	15.6		4.0
	2023	14,194	28.6	25.1	56.6	7.1	11.2		
	2022	14,060	29.2	27.2	56.7	5.2	10.9		
	2021	13,928	32.8	35.3	49.9	5.0	9.9		
Batley East	2024	13,205	43.4	7.3	15.9	2.7	6.4	67.7	
	2023	13,140	34.2	44.0	44.3	5.9	5.7		
	2022	13,151	37.2	15.1	44.6	3.1	4.1		33.1
	2021	13,102	40.1	22.3	67.6	2.7	5.9		1.6
Batley West	2024	13,891	37.7	10.0	19.1	10.4	8.5	52.0	
	2023	13,715	28.8	23.6	57.9	9.7	8.8		
	2022	13,840	31.1	25.5	63.6	5.5	5.5		
	2021	13,719	37.9	29.0	57.1	3.3	5.7	4.9	
Birstall & Birkenshaw	2024	12,903	31.0	46.9	38.3	4.4	10.4		
	2023	12,881	29.1	49.2	36.5	8.6	4.3		1.1
	2022	12,930	30.8	53.0	34.5	6.4	6.0		
	2021	12,876	37.5	57.9	26.5	5.6	9.9		
Cleckheaton	2024	13,615	32.8	16.8	14.3	63.7	5.2		
	2023	13,547	29.9	17.1	11.0	67.8	4.1		
	2022	13,545	32.2	25.0	13.8	61.1			
	2021	13,493	37.1	34.7	11.8	48.7	4.7		
Colne Valley	2024	13,699	37.6	20.6	48.9	12.1	9.2		9.3
	2023	13,632	37.3	26.5	50.4	13.7	9.5		
	2022	13,680	40.5	36.0	45.4	9.8	6.8		1.9
	2021	13,721	42.5	32.7	37.2	23.4	6.8		
Crosland Moor and Netherton	2024	13,917	35.1	12.2	34.2	6.8	41.5	5.3	
	2023	13,622	31.5	17.6	52.3	5.7	24.5		
	2022	13,319	33.1	23.7	56.2	8.2	7.8	4.2	
	2021	13,174	37.6	29.9	50.7	6.6	8.4	3.0	1.4
Dalton	2024	12,540	27.2	21.8	44.3	9.9	16.9	7.1	
	2023	12,567	25.4	20.8	52.4	9.6	12.9	4.2	
	2022	12,539	30.4	31.5	51.8	7.2	9.5		
	2021	12,518	30.9	36.2	40.2	9.8	13.8		
Denby Dale	2024	13,508	39.5	47.6	39.3	2.8	5.8	4.3	
	2023	13,383	39.8	40.7	45.5	4.7	4.8	4.3	
	2022	13,353	43.4	39.5	49.8	4.6	4.5		1.7
	2021	13,192	45.8	47.8	39.8	3.6	7.4		1.3
Dewsbury East	2024	14,246	27.0	20.1	40.7	22.8	16.5		
	2023	14,151	23.1	28.0	55.6	10.4	6.0		
	2022	14,042	28.2	33.1	48.9	7.9	4.1		6.0
	2021	14,034	31.5	31.0	43.2	3.4	3.5	15.7	3.1
Dewsbury South	2024	13,385	41.8	8.6	20.1	1.8	2.9	66.6	
	2023	13,314	27.6	18.8	65.7	3.4	5.0	7.1	
	2022	13,424	32.5	20.9	70.7	3.4	5.0		
	2021	13,373	41.1	28.1	41.4	2.9	2.7	24.9	

Summary of results: Kirklees - continued

	Year	Elec	%Poll	Con	Lab	LD	Grn	Ind	Other
Dewsbury West	2024	14,295	41.3	14.6	23.8	2.9	5.4	53.2	
	2023	13,950	33.7	35.5	56.8	3.1	4.6		
	2022	13,889	36.6	26.3	64.7	4.5	4.5		
	2021	13,822	41.6	25.7	55.3	2.1	2.7	11.0	3.2
Golcar	2024	13,840	31.0	14.1	39.0	35.8	11.1		
	2023	13,885	30.2	12.2	37.8	41.7	6.5	1.8	
	2022	13,864	33.1	16.4	38.1	37.1	6.8		1.6
	2021	13,772	34.1	26.9	35.1	25.2	10.9		1.9
Greenhead	2024	14,199	37.6	13.0	33.1	5.0	32.3	16.7	
	2023	13,969	30.9	13.3	67.3	6.3	12.8		
	2022	13,891	34.9	14.0	66.1	6.7	13.3		
	2021	13,903	37.7	20.8	57.7	5.5	16.0		
Heckmondwike	2024	13,424	31.9	14.5	34.8	7.5	6.5	36.8	
	2023	13,370	26.8	25.2	64.3	5.9	4.6		
	2022	13,425	34.2	28.9	43.5	6.8			20.9
	2021	13,368	35.0	42.0	45.2	4.3	8.4		
Holme Valley North	2024	13,541	40.7	21.7	25.4	3.1	5.4	44.4	
	2023	13,463	39.6	32.6	28.8	2.9	6.3	33.8	
	2022	13,371	39.5	33.1	23.1	3.9	6.9	31.7	1.2
	2021	13,287	43.9	32.9	22.0	3.0	6.0	34.8	1.4
Holme Valley South	2024	15,179	42.8	41.3	45.3	3.8	9.5		
	2023	15,198	40.5	42.2	45.5	4.5	7.8		
	2022	15,267	42.4	42.0	46.8	4.1	7.0		
	2021	15,256	46.1	46.9	35.8	6.4	7.0		3.9
Kirkburton	2024	12,632	37.0	42.8	27.7	3.3	23.4	2.8	
	2023	12,747	36.1	50.3	23.2	3.7	20.7	2.0	
	2022	12,683	39.2	49.6	13.6	2.7	34.2		
	2021	12,336	43.7	54.3	10.3	1.1	34.2		
Lindley	2024	15,497	36.6	33.3	20.0	36.0	9.2	1.6	
	2023	15,485	36.9	31.3	16.3	46.4	4.5	1.4	
	2022	15,456	40.3	33.3	13.6	49.3	3.8		
	2021	15,403	39.7	39.7	18.6	35.6	6.2		
Liversedge & Gomersal	2024	13,822	29.4	46.3	37.4	6.4	9.9		
	2023	13,860	27.2	54.2	35.8	4.3	5.7		
	2022	13,952	30.0	56.6	30.5	5.7	7.2		
	2021	13,944	34.7	58.2	25.1	4.0	6.7	6.0	
Mirfield	2024	15,724	35.7	50.7	32.2	2.1	6.0		9.1
	2023	15,672	33.3	39.5	35.9	5.1	13.4		6.2
	2022	15,577	36.0	54.0	32.3	3.8	9.8		
	2021	15,563	39.9	69.1	19.9	2.6	8.5		
Newsome	2024	13,129	29.8	7.0	23.0	3.2	66.8		
	2023	13,235	26.0	7.6	24.5	1.9	64.3		1.8
	2022	12,667	30.9	9.7	25.3	2.7	60.6		1.7
	2021	12,651	33.9	11.5	25.9	1.6	61.0		

Knowsley

0	0	12	31	1	3	1	7	1	4

Labour retain control - majority: 17 seats

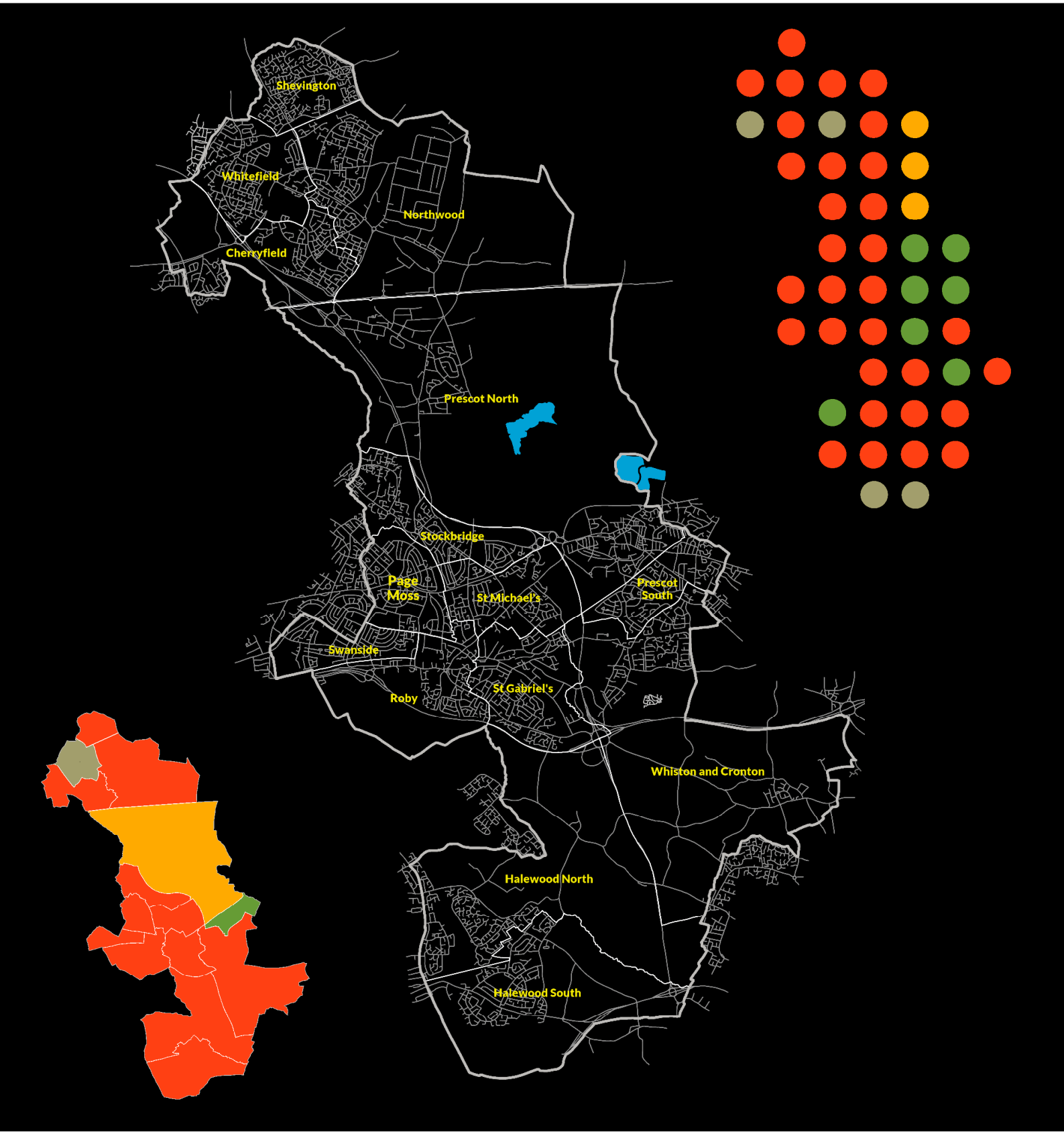

Electoral history of Knowsley

	seats	%votes	seats	%votes	seats	%votes	seats	%votes	Total	Majority	
2024	0	1.3	31	63.1	3	3.8	11	31.9	15	17	●
2023	0	1.7	31	60.0	3	4.1	11	34.2	15	17	●
2022	0	1.4	32	58.4	3	3.8	10	36.3	15	19	●
2021	0	4.9	34	55.1	3	6.5	8	33.5	15	23	●
2019	0	6.5	37	58.4	3	5.8	5	29.3	15	29	●
2018	0	5.4	40	66.2	3	6.8	2	21.6	15	35	●
2016	0	6.8	42	60.8	3	7.3	0	25.1	45	39	●
2015	0	5.6	63	75.1	0	3.4	0	15.9	21	*	●
2014	0	4.5	63	67.6	0	4.6	0	23.3	21	*	●
2012	0	3.7	63	78.9	0	10.6	0	6.8	21	*	●
2011	0	6.2	59	75.2	4	12.3	0	6.3	21	55	●
2010	0	6.7	55	66.3	8	21.2	0	5.8	21	47	●
2008	0	7.1	47	52.8	16	32.3	0	7.9	21	31	●
2007	0	8.1	50	55.7	13	31.0	0	5.2	21	37	●
2006	0	5.3	51	56.7	12	33.9	0	4.1	21	39	●
2004	0	2.8	52	57.3	11	34.6	0	5.2	63	41	●
2003	0	5.8	55	64.4	11	26.0	0	3.8	22	44	●
2002	0	7.5	59	60.9	7	21.6	0	9.9	22	52	●
2000	0	11.0	62	60.2	4	24.6	0	4.1	22	58	●
1999	0	11.9	64	69.4	2	12.2	0	6.5	22	62	●
1998	0	15.6	65	65.9	1	8.0	0	10.5	22	64	●
1996	0	13.2	65	78.5	1	6.6	0	1.7	22	64	●
1995	1	8.8	62	82.0	0	3.9	3	5.3	22	58	●
1994	2	9.1	61	78.9	0	5.0	3	7.0	22	56	●
1992	3	19.9	60	58.1	0	6.5	3	12.4	22	54	●
1991	3	16.0	62	68.5	0	2.4	1	13.4	22	58	●
1990	3	11.3	62	67.8	0	11.7	1	9.2	22	58	●
1988	3	11.3	60	67.8	0	11.7	3	9.2	22	54	●
1987	4	16.7	60	61.7	1	21.5	1	0.2	22	54	●
1986	6	14.2	58	60.7	1	19.9	1	5.2	22	50	●
1984	9	21.1	55	64.7	2	13.8	0	0.4	22	44	●
1983	9	23.5	55	62.7	2	12.7	0	1.1	22	44	●
1982	9	26.2	55	53.1	2	20.0	0	0.7	22	44	●
1980	7	25.2	55	62.5	1	12.4	0	3.0	22	47	●
1979	14	32.6	48	58.9	1	5.4	0	3.1	22	33	●
1978	18	42.9	42	49.2	2	3.4	1	4.5	23	21	●
1976	17	39.9	42	43.9	2	8.6	2	7.7	23	21	●
1975	12	37.3	46	41.5	3	13.1	2	8.0	23	29	●
1973	6	24.7	52	49.5	4	16.0	1	9.8	63	41	●

Ward history of Knowsley

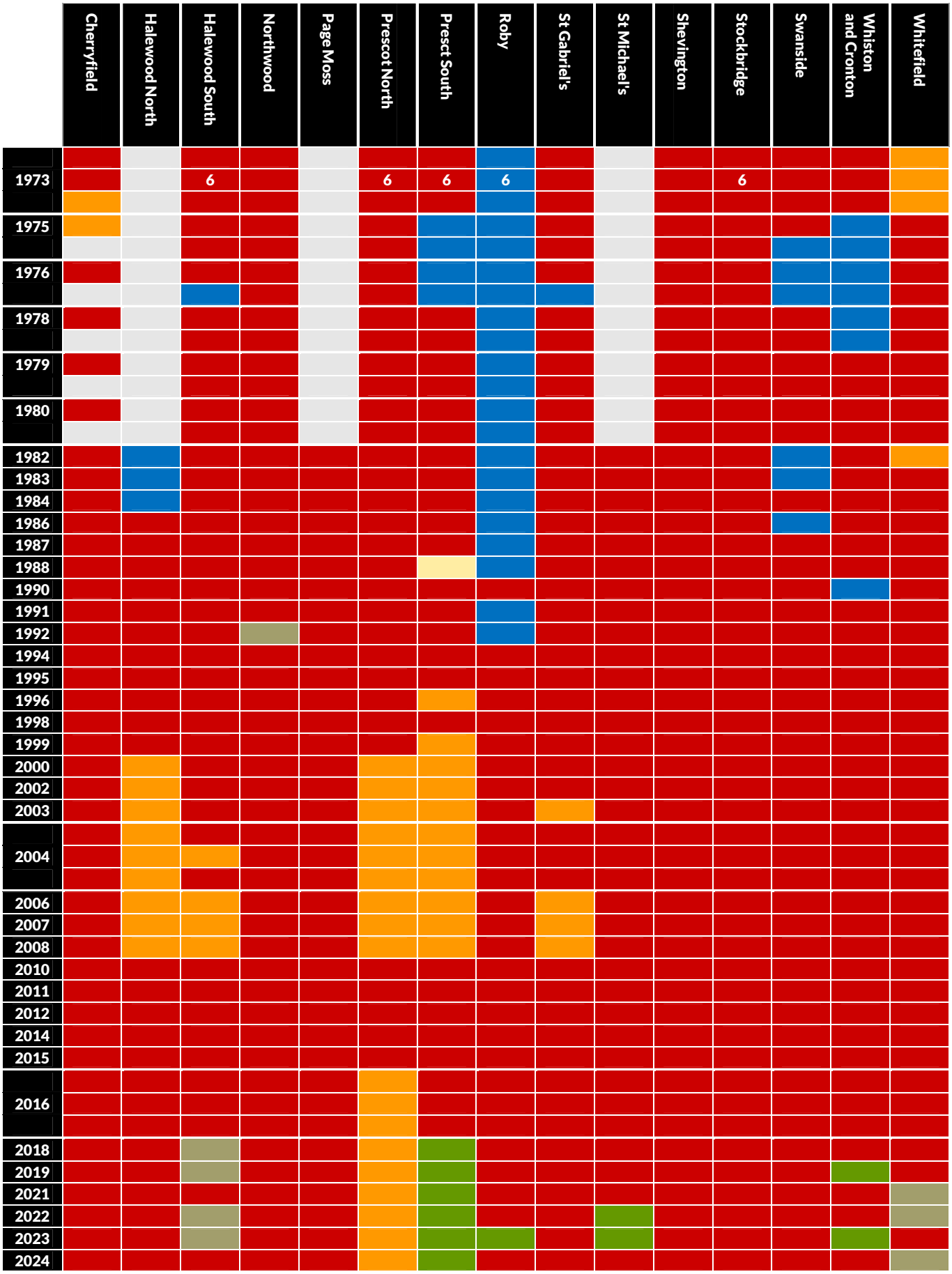

Cherryfield
Knowsley

Sean Donnelly	**Lab**	**1,254**	**84.1**	**+ 7.4**
Patrick F. Gilmore	Grn	237	15.9	- 7.4

Halewood North
Widnes and Halewood

***Alan J. Flute**	**Lab**	**1,300**	**71.8**	**+21.0**
Lili Berry	Ind	511	28.2	

Halewood South
Widnes and Halewood

***Edna Finneran**	**Lab**	**978**	**50.6**	**+ 2.8**
Suzanne Harvey	Ind	955	49.4	

Northwood
Knowsley

Matthew Rawlinson	**Lab**	**1,004**	**73.1**	**- 4.9**
Neill Dunne	TUSC	224	16.3	+ 1.8
Russell Greenway	Grn	146	10.6	

Page Moss
Liverpool, West Derby

***Ken McGlashan**	**Lab**	**1,010**	**67.0**	**+ 8.9**
John Carine	Grn	419	27.8	- 7.6
Ruth S.F. Lee	Con	78	5.2	- 1.3

Prescot North
Knowsley

Ian Smith	**LD**	**971**	**49.7**	**- 11.1**
Tommy Grierson	Lab	891	45.6	+13.6
Peter S. Leadbeater	Con	91	4.7	- 2.5

Prescot South
St Helens South and Whiston

Graham Wickens	**Grn**	**1,029**	**60.0**	**- 1.1**
Diane Sedman	Lab	686	40.0	+ 1.1

Roby
Knowsley

Megan Dever	**Lab**	**1,383**	**59.2**	**+11.8**
Carmen Escalante-Callejo	Grn	953	40.8	- 0.2

St Gabriel's
Knowsley

Chantelle Lunt	**Lab**	**923**	**52.0**	**- 3.6**
Crispon Evans	Grn	852	48.0	+ 7.8

St Michael's
Knowsley

***Joan E. Lilly**	**Lab**	**1,154**	**83.4**	**+ 7.6**
James B. Taylor	Grn	230	16.6	+ 1.5

Shevington
Knowsley

***Aimee Wright**	**Lab**	**1,150**	**80.4**	**+ 3.7**
Cathy Connolly	Grn	281	19.6	+12.7

Stockbridge
Knowsley

***Lynn O'Keeffe**	**Lab**	**1,086**	**83.1**	**+ 5.2**
Paul W. Ryan	Grn	221	16.9	- 4.2

Swanside
Liverpool, West Derby

***Graham J. Morgan**	**Lab**	**1,595**	**82.3**	**+22.2**
Jade Escalante-Callejo	Grn	259	13.4	- 26.5
William G. Finnan	Con	83	4.3	

Whiston and Cronton
18% St Helens South, 82% Widnes & Halewood

***Terry H. Byron**	**Lab**	**1,026**	**51.9**	**+ 7.1**
Michael A. Rutland	Grn	761	38.5	- 5.4
Adam Heatherington	Ref	116	5.9	
Olusoji Arosanyin	Con	73	3.7	- 7.6

Whitefield
Knowsley

***Steve J. Smith**	**Ind**	**1,030**	**55.3**	**+ 7.7**
Louise Harbour	Lab	833	44.7	- 1.2

Summary of results: Knowsley

	Year	Elec	%Poll	Con	Lab	LD	Grn	Ind	Other
Cherryfield	2024	8,047	18.8		84.1		15.9		
	2023	8,063	19.1		74.1		16.0		9.8
	2022	8,065	20.3		84.9				15.1
	2021	8,228	20.3		76.7		23.3		
Halewood North	2024	8,203	23.2		71.8			28.2	
	2023	8,249	24.1	7.9	68.6			23.5	
	2022	8,245	24.2		63.5			36.5	
	2021	8,344	25.2	12.2	50.8	4.9	11.1	21.0	
Halewood South	2024	8,427	23.2		50.6			49.4	
	2023	8,158	23.7	4.9	46.4			48.7	
	2022	8,098	25.3		45.3			54.7	
	2021	8,176	26.2	10.6	47.8			38.4	3.2
Northwood	2024	8,963	15.5		73.1		10.6		16.3
	2023	8,992	16.7		82.5		17.5		
	2022	8,956	19.1		71.1		10.7		18.2
	2021	8,942	18.6		78.0	7.4			14.5
Page Moss	2024	8,925	17.0	5.2	67.0		27.8		
	2023	8,858	18.2		66.7		33.3		
	2022	8,659	20.1		66.4		33.6		
	2021	8,576	20.2	6.5	58.1		35.4		
Prescot North	2024	9,047	21.7	4.7	45.6	49.7			
	2023	8,770	25.3	5.2	44.7	50.1			
	2022	8,666	25.8	6.0	43.4	50.6			
	2021	8,605	27.9	7.2	32.0	60.8			
Prescot South	2024	7,437	23.3		40.0		60.0		
	2023	7,459	25.4		30.9		69.1		
	2022	7,513	29.7	3.4	37.7		58.9		
	2021	7,514	26.0		38.9		61.1		
Roby	2024	7,800	30.3		59.2		40.8		
	2023	7,749	33.8	3.3	47.7		49.0		
	2022	7,668	32.5		50.2		49.8		
	2021	7,731	32.6	11.6	47.4		41.0		
St Gabriel's	2024	7,255	24.8		52.0		48.0		
	2023	7,290	25.9		43.8		54.8		1.4
	2022	7,341	26.9		47.5		52.5		
	2021	7,422	24.6		55.6		40.2		4.2
St Michael's	2024	7,051	19.9		83.4		16.6		
	2023	7,120	21.0		78.2		21.8		
	2022	7,166	23.7		78.2	8.9	12.9		
	2021	7,232	21.8		75.8	9.1	15.1		
Shevington	2024	8,225	17.6		80.4		19.6		
	2023	8,183	17.9		86.1		13.9		
	2022	8,168	23.0	2.6	64.5			32.0	1.0
	2021	8,287	19.5	7.5	76.7		6.9		8.8
Stockbridge	2024	8,636	15.3		83.1		16.9		
	2023	8,537	15.6		79.6		20.4		
	2022	8,369	17.4		79.6		20.4		
	2021	8,343	16.3		77.9		22.1		
Swanside	2024	7,532	25.8	4.3	82.3		13.4		
	2023	7,629	26.1		81.2		18.8		
	2022	7,624	27.4	5.9	80.0		14.1		
	2021	7,715	31.6		60.1		39.9		
Whiston and Cronton	2024	7,641	26.0	3.7	51.9		38.5		
	2023	7,480	25.2		47.9		52.1		
	2022	7,419	29.7		53.6		46.4		
	2021	7,505	28.9	11.3	44.8		43.9		
Whitefield	2024	8,114	23.1		44.7			55.3	
	2023	8,018	25.3		52.5			45.3	2.3
	2022	7,941	28.0		46.3			53.7	
	2021	8,075	26.4		45.9	3.0		47.6	3.4

Leeds

5 ▼4	15	19 ◆	61	2 ◆	6	3 ▲3	5	1 ▲1	3	3 ◆	9

Labour retain control - majority: 23 seats

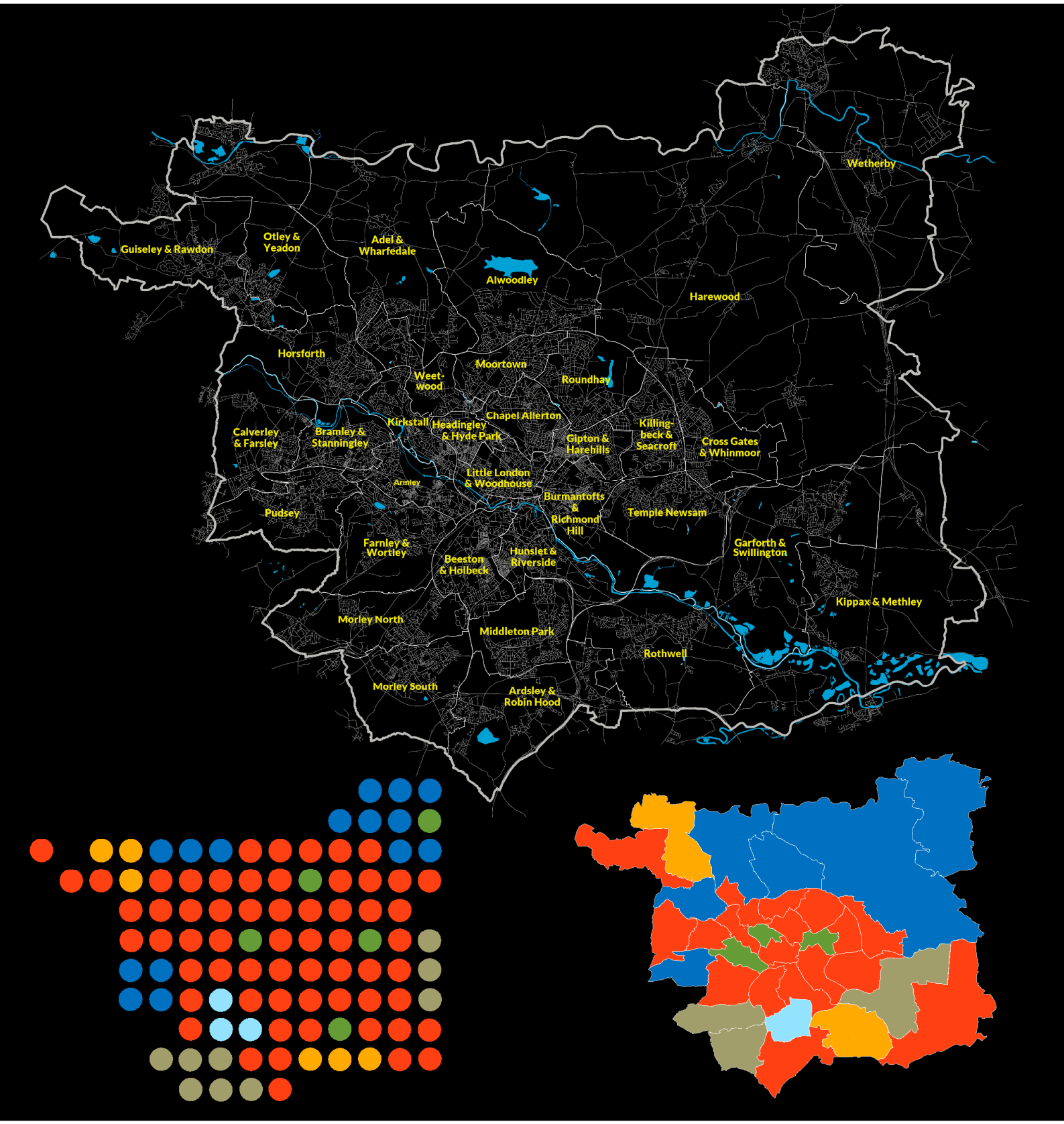

Electoral history of Leeds

	seats	%votes	seats	%votes	seats	%votes	seats	%votes	Total	Majority	
2024	15	20.5	61	43.3	6	9.4	17	26.7	33	23	●
2023	19	22.4	61	44.6	6	10.6	13	22.4	33	23	●
2022	20	26.9	58	43.4	7	9.5	13	20.2	33	18	●
2021	24	31.4	55	40.9	8	8.5	12	19.1	33	11	●
2019	23	22.8	57	38.3	8	11.7	11	27.2	33	15	●
2018	22	24.7	61	40.0	6	11.6	10	23.7	99	23	●
2016	19	23.0	63	43.0	9	10.0	8	23.9	33	27	●
2015	19	27.4	63	39.8	9	8.4	8	24.4	33	27	●
2014	19	21.5	62	38.5	9	10.2	9	29.9	33	25	●
2012	19	22.0	63	46.0	10	13.0	7	19.1	33	27	●
2011	21	27.1	55	46.8	16	13.6	7	12.5	33	11	●
2010	22	26.6	48	35.7	21	24.5	8	13.1	33		
2008	22	30.6	43	28.9	24	19.1	10	21.3	33		
2007	22	26.8	43	32.5	24	19.7	10	20.9	33		
2006	24	27.0	40	31.6	26	21.4	9	20.0	33		
2004	24	27.3	40	29.5	26	23.8	9	19.5	99		
2003	22	29.1	52	35.5	20	25.0	5	10.5	33	5	●
2002	18	29.2	57	41.4	20	22.3	4	7.2	33	15	●
2000	16	32.3	61	39.2	19	22.8	3	5.8	33	23	●
1999	12	27.6	71	46.0	14	22.3	2	4.2	33	43	●
1998	9	27.8	80	49.3	9	19.6	1	3.3	33	61	●
1996	8	23.9	82	56.2	9	17.3	0	2.5	33	65	●
1995	15	18.9	75	59.0	8	18.4	1	3.7	33	51	●
1994	23	21.8	67	51.4	8	24.1	1	2.8	33	35	●
1992	23	40.7	67	38.5	8	16.1	1	2.8	33	35	●
1991	21	30.1	68	46.2	9	20.2	1	5.4	33	37	●
1990	21	26.7	66	56.1	11	14.5	1	2.8	33	33	●
1988	25	33.1	59	46.2	14	18.0	1	2.8	33	19	●
1987	25	33.1	58	37.7	14	28.3	2	0.9	33	17	●
1986	28	29.8	58	41.9	1	27.6	2	0.7	33	17	●
1984	33	33.0	53	42.7	12	22.6	1	1.6	33	7	●
1983	33	36.3	54	40.1	12	23.0	0	0.6	33	9	●
1982	31	35.8	56	34.4	12	29.4	0	0.3	33	13	●
1980	29	34.5	62	43.7	8	18.0	0	3.9	99	25	●
1979	45	38.5	44	41.2	7	17.8	0	2.5	32		
1978	50	43.8	39	40.5	7	12.2	0	3.5	32	4	●
1976	50	48.1	38	34.0	8	15.3	0	2.6	32	4	●
1975	43	50.2	41	31.1	12	17.8	0	0.9	32		
1973	37	41.5	45	39.8	14	16.5	0	2.1	96		

Ward history of Leeds

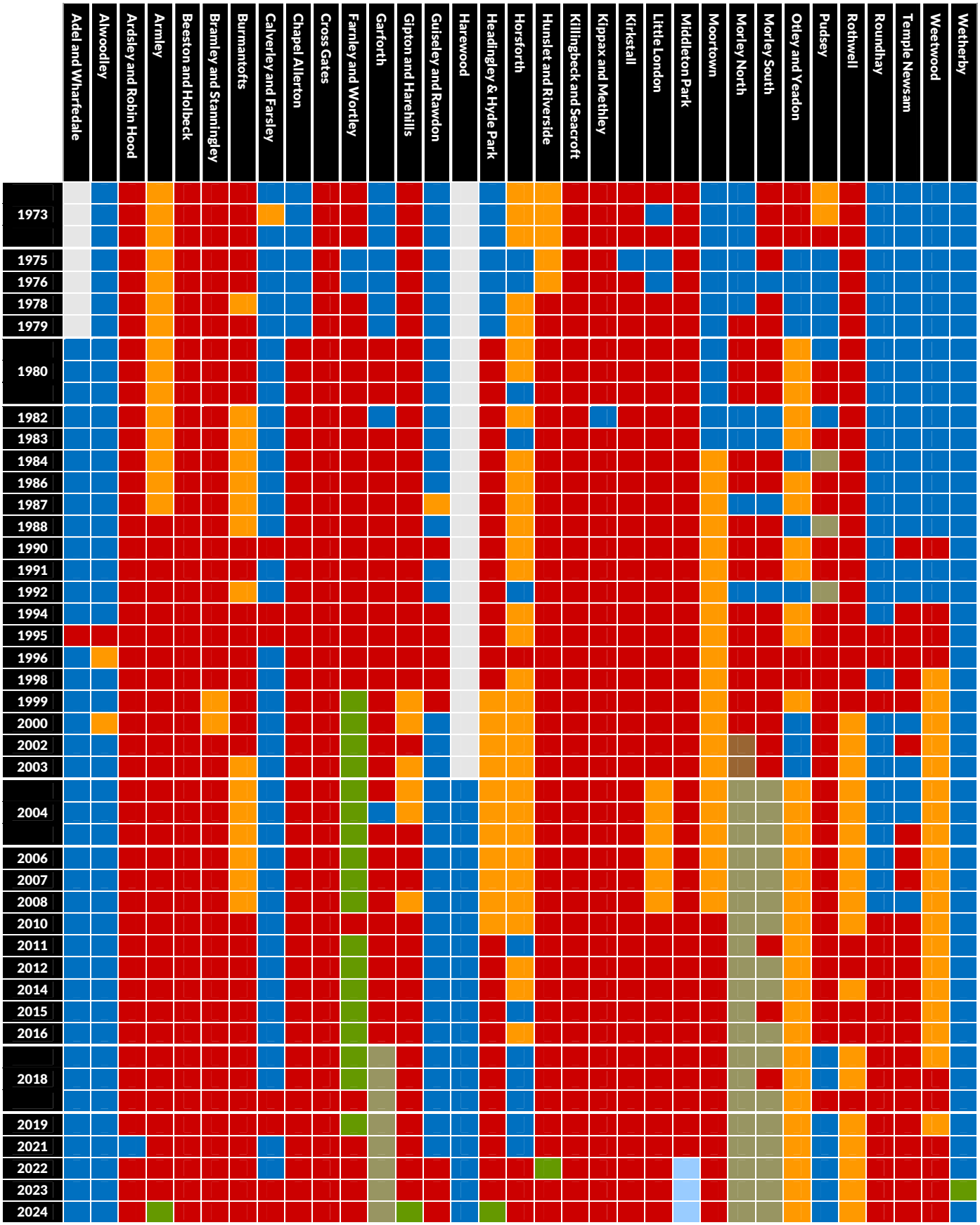

Adel and Wharfedale
Leeds North West

***Caroline H. Anderson**	**Con**	**3,274**	**44.2**	**- 11.8**
Jane Orton	Lab	2,563	34.6	+10.2
Sharon M. Slinger	LD	838	11.3	- 1.3
Fiona S.H. Love	Grn	503	6.8	- 0.2
Corey Robinson	Yorks	228	3.0	

Alwoodley
Leeds North East

***Neil A. Buckley**	**Con**	**3,390**	**48.9**	**- 8.9**
Jackie Ellis	Lab	2,368	34.1	+ 3.5
Louise M. Jennings	Grn	520	7.5	
Howard A. Foreman	LD	481	6.9	+ 2.7
Rio Goldhammer	Yorks	176	2.5	- 0.7

Ardsley and Robin Hood
GAIN

Lees South West and Morley

Karen Bruce	**Lab**	**2,240**	**41.4**	**- 0.2**
*Mike Foster	Con	1,455	26.9	- 20.5
Tom Leadley	LD	907	16.8	+12.7
Claire J. Buxton	Yorks	449	10.2	
Alaric T.P. Hall	Grn	261	4.8	- 1.1
Mark Daniels	SDP	102		

Armley
GAIN

Leeds West and Pudsey

Lou Cunningham	**Grn**	**2,113**	**43.8**	**+27.6**
Richard D. Banks	Lab	2,041	42.3	- 14.5
Adam V.J. Westwood	Con	321	6.7	- 13.7
Rachel Martins	Yorks	205	4.2	
Dan Walker	LD	105	2.2	- 2.0
Warwick C. Bettney	SDP	41	0.9	0.0

Beeston and Holbeck
Leeds South

Shaf Ali	**Lab**	**2,533**	**53.0**	**- 0.2**
Matt Rogan	Grn	1,092	22.8	+ 8.5
Bradley K. Chandler	Con	572	12.0	- 7.1
Sasha Watson	SDP	247	5.1	
George Sykes	LD	226	4.7	+ 2.5
Louie Fulton	TUSC	113	2.4	+ 1.7

Bramley and Stanningley
Leeds West and Pudsey

Adele Rae	**Lab**	**2,675**	**60.8**	**+ 7.3**
Adam D. Cook	Con	632	14.4	- 11.4
Keith D. Whittaker	Grn	521	11.8	+ 2.9
Elizabeth A. Bee	LD	487	11.1	+ 0.1
Richard D. Riley	SDP	82	1.9	+ 1.1

Burmantofts and Richmond Hill
Leeds South

***Asghar Khan**	**Lab**	**2,752**	**65.5**	**+ 4.6**
Robert F. Wolff	Grn	363	8.6	+ 1.2
Taiwo F. Adeyemi	Con	328	7.8	- 4.8
Rob Lees	Yorks	329	7.9	
David E. Hollingsworth	LD	317	7.5	- 0.2
Richard Chaves-Sanderson	TUSC	81	1.9	
Paul A. Whetstone	SDP	30	0.7	

Calverley and Farsley
GAIN

Leeds West and Pudsey

Craig L. Timmins	**Lab**	**3,514**	**46.3**	**+12.1**
*Amanda L. Carter	Con	3,182	41.9	- 12.0
Ellen Graham	Grn	663	8.7	+ 0.6
Stuart McLeod	LD	234	3.1	- 0.7

Chapel Allerton
Leeds North East

***Mohammed Rafique**	**Lab**	**4,139**	**63.3**	**- 4.7**
Bobak Walker	Grn	1,392	21.3	+ 8.6
Kevin I. Black	Con	409	6.3	- 3.3
Mike Davies	AGS	222	3.4	+ 0.2
Ryan D. Kett	Yorks	212	3.2	
Majd Qahwaji	LD	166	2.5	- 3.3
Richard T. Cowles	SDP	75	1.1	+ 0.3

Cross Gates and Whinmoor
Leeds East

***James G. Gibson**	**Lab**	**2,865**	**53.2**	**+ 9.7**
Max G. Holley	Con	1,164	21.6	- 19.7
Graham K. Sunley	Ref	461	8.6	
Howard G. Dews	Yorks	314	5.8	
Martin F. Hemingway	Grn	296	5.5	- 0.3
Noah Allerton	LD	288	5.3	+ 3.3

Farnley and Wortley
GAIN

Leeds South West and Pudsey

Kate Haigh	**Lab**	**2,222**	**45.7**	**+ 8.8**
*David Blackburn	Grn	1,717	35.4	- 3.8
Daisy M. George	Con	613	12.6	- 4.6
Peter R. Andrews	LD	229	4.7	+ 3.4
Finley M. Taylor	SDP	76	1.6	

Garforth and Swillington
Leeds East

***Sarah J. Field**	**Ind**	**3,469**	**54.4**	**+ 5.3**
Alex Rayment	Lab	1,223	19.2	+ 2.1
Peter J. Bentley	Con	778	12.6	- 14.7
Kieran White	Ref	336	5.3	
Patrick Lynott	Grn	266	4.2	- 1.3
Jake Knox	LD	209	3.3	+ 2.3
Tyler C. Wilson-Kerr	Ind	105	1.6	

Gipton and Harehills
GAIN

Leeds East

Mothin Ali	**Grn**	**3,070**	**51.6**	**+45.5**
*Arif Hussain	Lab	2,323	39.0	- 34.4
Liam S. Roberts	Con	285	4.8	- 6.9
Thomas B. Race	LD	156	2.6	- 1.5
Iain A. Dalton	TUSC	120	2.0	- 0.6

Guiseley and Rawdon
GAIN

Leeds North West

Sonia Leighton	**Lab**	**3,604**	**46.6**	**+10.6**
*Paul J. Alderson	Con	2,782	36.0	- 9.8
Bob Buxton	Yorks	672	8.7	- 0.8
Lucy K. Wheeler	Grn	363	4.7	- 0.5
Helen L. Page	LD	316	4.1	+ 1.0

Harewood
Wetherby and Easingwold

***Sam J. Firth**	**Con**	**3,619**	**58.8**	**- 8.4**
Simon M. Dowling	Lab	1,560	25.4	+ 7.6
Claire A. Evans	Grn	675	11.0	+ 2.2
Jonathan J. Levy	LD	299	4.9	- 0.2

Headingley and Hyde Park
GAIN

Leeds Central and Headingley

Tim Goodall	**Grn**	**2,688**	**51.4**	**+21.4**
*Al Garthwaite	Lab	2,138	40.9	- 16.0
Amar A. Karim	LD	158	3.0	- 1.3
Steven M. Rowley	Con	120	2.3	- 2.8
Florian Hynam	TUSC	71	1.4	+ 0.2
Anthony J. Greaux	Ind	55	1.1	+ 0.5

Horsforth
GAIN

Leeds North West

John Garvani	**Lab**	**4,388**	**56.6**	**+25.7**
Chris Calvert	Con	1,971	25.4	- 13.1
Gideon M.W. Jones	Grn	565	7.3	+ 0.2
Ian Cowling	Yorks	414	5.4	+ 2.8
Roderick Parker	LD	367	4.7	- 15.9
Natham C. Wright	SDP	41	0.5	

Hunslet and Riverside
Leeds South

***Mohammed Iqbal**	**Lab**	**2,274**	**46.2**	**- 0.1**
Omar Mushtaq	Grn	2,067	42.0	0.0
Tamas Kovacs	Con	247	5.0	- 3.3
Benjamin T.H. Dale	LD	185	3.8	+ 2.2
Daniel P. Whetstone	SDP	107	2.2	+ 1.4
Oisin C. Duncan	TUSC	43	0.8	- 0.1

Killingbeck and Seacroft
Leeds East

***David J. Jenkins**	**Lab**	**2,551**	**61.3**	**- 1.5**
Rosemary Gaskell	Con	481	11.6	- 12.8
Jayne L. Dresser	Ref	435	10.5	
John L. Arnison	Grn	407	9.8	+ 1.5
John Otley	LD	183	4.4	+ 0.7
Catherine F. Dobson	SDP	106	2.5	+ 1.8

Kippax and Methley
Selby

***James Lewis**	**Lab**	**3,570**	**65.1**	**+12.7**
Connor J.P. Mulhall	Con	1,067	19.4	- 16.3
Angela P. Oldershaw	Grn	449	8.2	+ 0.5
Greg Holden	LD	401	7.3	+ 5.2

Kirkstall
Leeds Central and Headingley

***Fiona E. Venner**	**Lab**	**3,451**	**62.3**
Victoria Smith	Grn	1,137	20.5
Lyall A. Ainscow	Con	321	5.8
Adam J. Belcher	LD	288	5.2
Stuart Long	Ind	204	3.7
John Tival	TUSC	138	2.5

Little London & Woodhouse
Leeds Central and Headingley

Javaid Akhtar	**Lab**	**2,194**	**59.8**
Leon Zadok	Grn	808	22.0
Pauline Barron	Con	297	8.1
Ghaffar Karim	LD	260	7.1
Anthony Bracuti	TUSC	109	3.0

Middleton Park
Leeds South

Rob Chesterfield	**SDP**	**1,882**	**42.8**
Sharon Burke	Lab	1,638	37.3
Julie Gill	Grn	402	9.2
Samson R. Adeyemi	Con	332	7.6
Michael S. Follows	LD	139	3.2

Moortown
Leeds North East

***Sharon Hamilton**	**Lab**	**3,849**	**53.5**	**- 1.2**
Rachel Hartshorne	Grn	1,298	18.0	+ 3.8
Lee A. Farmer	Con	992	13.6	- 10.2
Darren Finlay	LD	678	9.4	+ 3.0
David W. Stephens	Yorks	344	4.8	
Cordelia F. Lynan	SDP	39	0.5	- 0.4

Morley North
Leeds South West and Morley

Simon Brown	**Ind**	**2,317**	**37.8**	**- 3.9**
Stuart Bruce	Lab	1,529	25.0	+ 3.5
Jill Gettings-Bellhouse	Ind	998	16.3	
Lalit Suryawanshi	Con	780	12.7	- 14.8
Lesley E. Jeffries	Grn	285	4.7	- 2.3
James Trueman	LD	197	3.2	+ 1.3
Thomas P. Foster	SDP	19	0.3	- 0.2

Morley South
Leeds South West and Morley

***Jane S. Senior**	**Ind**	**2,221**	**38.1**	**+ 4.8**
Charlotte Hill	Lab	1,824	31.3	+ 4.9
Alexander R. Giles	Con	560	9.6	- 17.8
Chris Bell	Grn	521	8.9	- 0.6
James Kendall	Ref	407	7.0	
Phil Bennett	Ind	192	3.3	
Mihai M. Barticel	LD	93	1.6	- 0.1
Nigel Perry	SDP	8	0.1	- 1.5

Otley and Yeadon
Leeds North West

***Sandy E.C. Lay**	**LD**	**3,455**	**46.9**	**+ 1.7**
Ian J. McCargo	Lab	1,924	26.1	+ 4.6
Mick Bradley	Grn	1,106	15.0	+ 3.3
Jas Singh	Con	491	6.7	- 10.2
Noah Libbish	Yorks	392	5.3	+ 0.7

Pudsey
Leeds West and Pudsey

***Dawn M. Seary**	**Con**	**3,349**	**45.0**	**- 11.7**
Riaz Ahmed	Lab	2,977	40.0	+ 8.4
Suzanne E. Ward	Grn	436	5.9	+ 0.7
Andrea Whitehead	Ref	431	5.8	
Christine A. Glover	LD	242	3.3	+ 0.2

Rothwell
Wakefield and Rothwell

***Conrad Hart-Brooke**	**LD**	**3,540**	**62.1**	**+27.5**
Timothy P. Dowd	Lab	1,253	22.0	- 11.1
Louisa M. Singh	Con	340	6.0	- 17.1
Sean F. McDonald	Yorks	329	5.8	+ 0.4
Allen Sikoryn	Grn	193	3.4	- 0.1
Sarah J. Welbourne	SDP	43	0.7	+ 0.5

Roundhay
Leeds North East

***Lisa Martin**	**Lab**	**4,040**	**55.4**	**+ 5.2**
David A. Anthoney	Grn	1,946	26.7	+12.6
Shazar Ahad	Con	840	11.5	- 6.8
Najeeb Iqbal	LD	340	4.7	- 6.1
Carl C. Richman	SDP	132	1.8	+ 0.6

Temple Newsam
55% Leeds South, 45% Leeds East

***Helen E.M. Hayden**	**Lab**	**2,760**	**52.4**	**+ 7.6**
Cormac J. Trigg	Con	1,237	23.5	- 21.1
David S. Dresser	Ref	543	10.3	
Nicola J. Dos Santos	Grn	379	7.2	+ 2.1
Keith C. Norman	LD	319	6.1	+ 0.7
Wendy V. Whetstone	SDP	33	0.6	

Weetwood
Leeds Central and Headingley

***Emma L. Flint**	**Lab**	**3,337**	**49.6**	**+ 2.1**
Chirs Howley	LD	2,195	32.6	+ 3.0
Chris Foren	Grn	758	11.3	+ 1.1
Luca Perricone	Con	371	5.5	- 7.2
Rob Walker	SDP	67	1.0	

Wetherby
Wetherby and Easingwold

***Alan J. Lamb**	**Con**	**3,727**	**49.2**	**- 9.0**
Anna C. Jacobs	Grn	2,845	37.5	+15.1
David J. Bowgett	Lab	736	9.7	- 2.9
Lesley A. McIntee	LD	229	3.0	- 3.7
Ian R. Howell	SDP	43	0.6	

Summary of results: Leeds

	Year	Elec	%Poll	Con	Lab	LD	Grn	Ind	Other
Adel & Wharfedale	2024	16,743	44.4	44.2	34.6	11.3	6.8		3.0
	2023	16.606	42.6	43.8	29.3	19.1	7.9		
	2022	16.472	47.3	56.5	27.1	8.5	6.3		1.6
	2021	16,380	50.0	56.0	24.4	12.6	7.0		
Alwoodley	2024	17,242	40.4	48.9	34.1	6.9	7.5		2.5
	2023	17,522	37.3	49.8	36.0	6.4	5.2		2.5
	2022	17.584	42.2	60.5	28.4	3.8	3.8		3.5
	2021	17,690	44.3	57.8	30.6	4.2			7.4
Ardsley & Robin Hood	2024	17,597	30.9	26.9	41.4	16.8	4.8		10.2
	2023	17,762	29.6	23.7	43.8	25.7	4.9		1.9
	2022	17.741	32.0	39.8	45.6	6.4	6.4		1.9
	2021	17,778	36.0	47.4	41.6	4.1	5.9		
Armley	2024	17,086	28.5	6.7	42.3	2.2	43.8		5.1
	2023	17,343	24.9	9.7	44.1	2.4	39.8	0.9	3.0
	2022	17.270	24.9	15.7	62.4	4.8	15.1		2.0
	2021	17,336	29.3	20.4	56.8	4.2	16.2		2.5
Beeston & Holbeck	2024	18,645	25.9	12.0	53.0	4.7	22.8		7.5
	2023	18,712	21.4	11.3	62.9	5.3	16.7		3.8
	2022	18.282	24.0	17.0	47.5	4.1	22.3		9.1
	2021	17,887	29.4	19.1	53.2	2.2	14.3	9.0	2.3
Bramley & Stanningley	2024	16,907	26.3	14.4	60.8	11.1	1.8		1.9
	2023	17,176	25.1	16.3	62.2	11.2	9.0		1.4
	2022	17.148	27.6	17.4	68.5	7.2	6.2		0.8
	2021	17,204	30.5	25.8	53.5	11.0	8.9		0.8
Burmantofts & Richmond Hill	2024	16,988	24.9	7.8	65.5	7.5	8.6		10.5
	2023	17,023	22.4	7.8	67.2	10.3	10.8		3.9
	2022	17.149	23.4	10.6	67.0	7.4	6.6	8.5	
	2021	17,023	29.0	12.6	60.9	7.7	7.4	11.3	
Calverley & Farsley	2024	18.242	41.9	41.9	46.3	3.1	8.7		
	2023	18,466	38.9	35.4	54.8	2.9	3.5		3.5
	2022	18.379	41.3	46.8	42.9	3.0	4.2		3.2
	2021	18,575	44.4	53.9	34.2	3.8	8.1		
Chapel Allerton	2024	18,268	36.7	6.3	63.3	2.5	21.3		6.6
	2023	18,455	33.2	6.4	73.9	4.0	11.8		3.8
	2022	18.519	34.0	7.8	74.2	4.4	11.0		2.6
	2021	18,577	39.2	9.6	68.0	5.8	12.7		4.0
Cross Gates & Whinmoor	2024	18,048	30.0	21.6	53.2	5.3	5.5		14.4
	2023	18,287	28.8	29.6	53.7	4.4	5.7	6.5	
	2022	18.450	30.8	34.0	51.4	7.4	7.1		
	2021	18,552	35.2	41.3	43.5	2.2	5.8	4.4	2.7
Farnley & Wortley	2024	18,154	27.0	12.6	45.7	4.7	35.4		1.6
	2023	18,214	27.4	10.8	49.1	1.3	33.2	1.2	4.4
	2022	18.173	29.5	17.9	48.0		34.0		
	2021	18,210	32.3	17.2	36.9	1.3	39.2		5.4
Garforth & Swillington	2024	16,094	39.9	12.8	20.1		4.4	57.1	5.5
	2023	16,205	39.2	14.4	19.9	3.1	6.1	56.6	
	2022	16.239	43.9	16.0	15.6	1.6	3.6	63.2	
	2021	16,305	47.5	27.3	17.1	1.0	5.5	49.1	
Gipton & Harehills	2024	18,095	33.1	4.8	39.0	2.6	51.6		2.0
	2023	17,961	26.5	6.6	56.2	3.3	31.4		2.6
	2022	17.765	25.3	10.2	61.0	4.6	22.4		1.8
	2021	17,776	29.9	11.7	73.4	4.1	6.1		4.8
Guiseley & Rawdon	2024	18,330	42.4	36.0	46.6	4.1	4.7		8.7
	2023	18,611	42.2	37.4	46.9	3.7	4.4		7.5
	2022	18.603	44.5	36.6	48.0	3.4	3.5		8.5
	2021	18,719	47.7	45.8	36.0	3.1	5.2		10.0
Harewood	2024	14,855	41.8	58.8	25.4	4.9	11.0		
	2023	14,942	41.6	59.8	23.5	6.5	10.1		
	2022	14.965	44.2	61.7	22.6	6.7	9.0		
	2021	15,015	50.2	67.2	17.8	5.1	8.8		
Headingley and Hyde Park	2024	21,673	24.2	2.3	40.9	3.0	51.4	1.1	1.4
	2023	23,783	17.6	2.9	48.7	3.5	42.0	0.6	2.4
	2022	24.473	16.7	3.6	54.3	4.4	35.2	0.9	1.7
	2021	24,665	22.3	5.1	56.9	4.3	30.0	0.6	3.2

	Year	Elec	%Poll	Con	Lab	LD	Grn	Ind	Other
Horsforth	2024	17,768	43.8	25.4	56.6	4.7	7.3		5.9
	2023	17,917	41.6	31.0	51.4	6.5	7.8		3.2
	2022	18.020	42.3	32.3	41.2	15.6	6.9		4.0
	2021	17,990	47.8	38.5	30.9	20.5	7.1		3.1
Hunslet and Riverside	2024	17,432	28.5	4.8	44.3	3.6	44.3		2.9
	2023	17,795	24.3	5.4	48.7	2.1	42.1		1.7
	2022	17.597	27.2	5.3	40.8	1.1	51.2		1.6
	2021	17,537	31.5	8.3	46.3	1.6	42.0		1.7
Killingbeck & Seacroft	2024	18,459	22.7	11.6	61.3	4.4	9.8		13.0
	2023	18,297	20.8	17.9	64.6	7.8	9.7		
	2022	18.029	22.6	19.8	61.9	5.7	7.2		5.4
	2021	17,851	26.6	24.4	62.8	3.7	8.3		0.7
Kippax & Methley	2024	17,622	31.6	19.4	65.4	7.3	8.2		
	2023	17,509	30.1	26.0	60.5	5.8	7.8		
	2022	17.284	33.7	26.7	63.4	4.2	5.7		
	2021	17,023	39.4	35.7	52.4	2.1	7.7		2.0
Kirkstall	2024	15,897	35.1	5.8	62.3	5.2	20.5	3.7	2.5
	2023	16,138	29.2	8.6	64.7	6.1	18.9	2.0	
	2022	16.172	30.8	10.3	67.7	5.8	16.1		
	2021	16,672	35.1	13.3	67.6	3.2	14.6		1.2
Little London & Woodhouse	2024	15,917	23.3	8.1	59.8	7.1	22.0		3.0
	2023	16,301	17.7	9.1	66.6	5.7	15.3		3.4
	2022	17.428	16.3	7.2	72.2	4.0	14.4		2.2
	2021	19,433	20.8	9.8	66.1	4.9	66.1		2.0
Middleton Park	2024	19,907	22.2	7.6	37.3	3.2	9.2		42.8
	2023	20,215	21.4	8.7	36.8	2.0	4.3		48.2
	2022	20.248	26.3	7.7	36.1	1.5	3.9		50.8
	2021	20,301	27.8	16.3	41.2	2.1	5.5		35.0
Moortown	2024	17,187	42.3	13.8	53.5	9.4	18.0		5.3
	2023	17,363	39.4	17.7	57.7	8.2	13.1		3.3
	2022	17.397	41.1	19.1	56.0	9.7	15.3		
	2021	17,510	46.1	23.8	54.7	6.4	14.2		
Morley North	2024	18,254	33.7	12.7	25.0	3.2	4.7	54.1	0.3
	2023	18,282	30.6	15.1	25.0	5.8	5.6	43.6	4.5
	2022	18.255	33.7	17.2	22.3	1.6	8.3	50.6	
	2021	18,296	38.0	27.5	21.5	1.9	7.0	41.7	0.5
Morley South	2024	18,053	32.4	9.8	31.8	0.1	9.1	42.0	7.2
	2023	18,284	27.7	14.9	30.0	3.8	8.9	41.6	0.8
	2022	18.172	32.2	19.7	30.3	2.3	8.0	39.7	
	2021	18,099	35.5	27.4	26.4	1.7	9.5	33.3	1.6
Otley & Yeadon	2024	17,535	42.2	6.7	26.1	46.9	15.0		5.3
	2023	18,283	38.5	11.3	24.7	45.5	13.5		5.0
	2022	17.798	42.4	12.5	22.6	47.2	12.4		5.4
	2021	17,851	46.9	16.9	21.5	45.2	11.7		4.6
Pudsey	2024	19,034	39.2	45.0	40.0	3.3	5.9		5.8
	2023	19,116	36.2	44.3	41.9	5.1	5.8		2.9
	2022	19.082	39.8	54.8	37.3	2.8	5.1		
	2021	19,151	42.6	56.7	31.6	3.1	5.2		3.5
Rothwell	2024	15,599	36.7	6.0	22.0	62.1	3.4		6.5
	2023	15,821	35.1	6.7	21.7	61.6	4.7		5.3
	2022	16.004	38.1	12.1	28.5	54.3	2.3		2.8
	2021	16,098	41.7	23.1	33.1	34.6	3.5		5.6
Roundhay	2024	17,508	42.0	15.1	72.8	6.1	3.5		2.4
	2023	17,684	38.1	14.8	56.0	7.2	22.0		
	2022	17,593	39.2	16.5	48.6	11.0	19.2		4.7
	2021	17,647	47.5	18.3	50.2	10.8	14.1		6.5
Temple Newsam	2024	16,714	31.8	23.5	52.4	6.1	7.2		10.9
	2023	16,730	30.3	32.6	52.1	7.4	6.6		1.2
	2022	16,685	35.3	40.1	49.9	5.2	4.8		
	2021	16,743	37.4	44.6	44.8	5.4	5.1		
Weetwood	2024	15,629	43.3	5.5	49.6	32.6	11.3		1.0
	2023	15,776	42.2	6.2	46.7	38.1	8.3		0.7
	2022	15,982	42.6	8.5	49.1	33.2	8.5		0.8
	2021	16,337	45.9	12.7	47.5	29.6	10.2		
Wetherby	2024	16,572	45.9	49.2	9.7	3.0	37.5		0.6
	2023	16,730	46.1	38.4	6.5	2.1	53.0		
	2022	16.640	44.9	47.2	11.8	6.5	34.5		
	2021	16,567	47.8	58.2	12.6	6.7	22.4		

Lincoln

1 ▼4	5	8 ▲3	23	2 ▲1	5	0 ◆	0	0 ◆	0

Labour retain control - majority: 13 seats

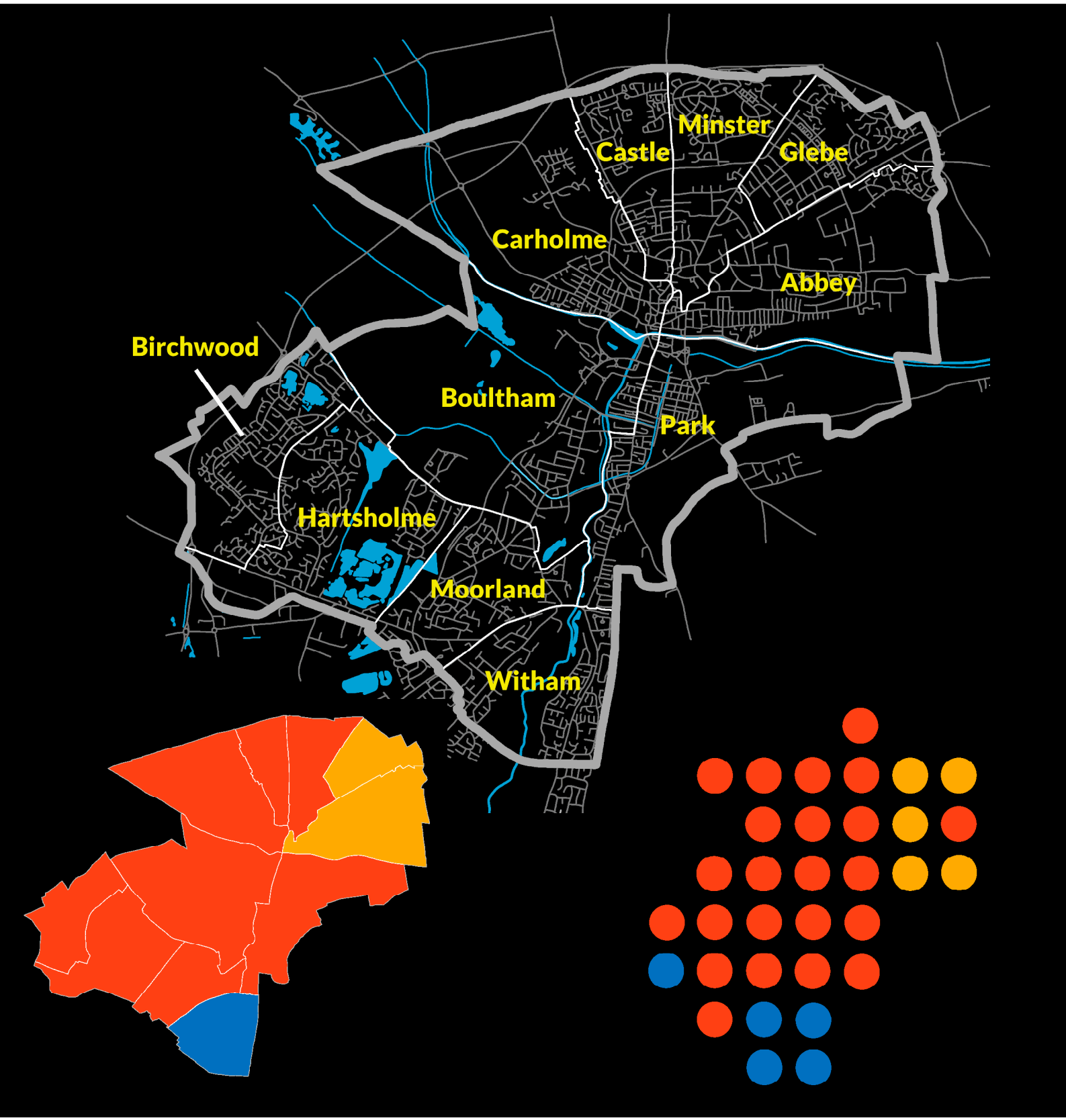

Electoral history of Lincoln

	seats	%votes	seats	%votes	seats	%votes	seats	%votes	Total	Majority	
2024	5	21.2	23	45.2	5	18.3	0	15.3	11	13	●
2023	9	25.9	20	49.5	4	16.7	0	7.9	11	7	●
2022	9	33.5	22	45.2	2	14.8	0	6.5	11	11	●
2021	10	41.7	22	40.7	1	8.8	0	8.8	11	11	●
2019	8	28.2	25	46.7	0	11.8	0	13.2	11	17	●
2018	9	36.7	23	47.8	0	7.6	0	7.9	11	14	●
2016	6	28.5	27	43.5	0	8.0	0	19.9	33	21	●
2015	7	34.1	26	39.9	0	4.2	0	21.9	11	19	●
2014	6	27.3	27	39.9	0	4.7	0	28.1	11	21	●
2012	9	32.2	24	50.5	0	6.9	0	10.4	11	15	●
2011	15	36.6	17	45.1	1	8.3	0	10.0	11	1	●
2010	16	34.0	16	36.1	1	23.1	0	6.9	11		
2008	18	44.5	14	32.6	1	14.8	0	8.2	11	3	●
2007	17	35.7	15	34.0	1	11.4	0	19.0	33	1	●
2006	11	43.6	20	40.1	2	7.8	0	8.5	11	7	●
2004	7	40.2	25	39.2	1	0.0	1	20.6	11	16	●
2003	6	35.8	27	51.5	0	2.9	0	9.8	11	21	●
2002	6	37.5	27	52.4	0	0.0	0	10.1	11	21	●
2000	4	37.6	29	46.7	0	4.5	0	11.2	11	25	●
1999	2	26.1	31	47.5	0	4.0	0	22.3	33	29	●
1998	1	28.7	29	59.6	0	4.3	3	7.5	11	25	●
1996	0	24.1	33	69.1	0	1.2	0	5.6	11	*	●
1995	2	23.4	31	72.8	0	1.0	0	2.8	11	29	●
1994	3	24.7	30	68.7	0	1.3	0	5.3	11	27	●
1992	3	42.5	30	51.6	0	2.8	0	3.1	11	27	●
1991	2	35.3	31	59.7	0	0.0	0	5.1	11	29	●
1990	5	28.1	28	65.5	0	5.5	0	0.9	11	23	●
1988	6	39.5	27	60.2	0	0.2	0	0.0	11	21	●
1987	8	39.0	25	48.1	0	9.6	0	3.3	11	17	●
1986	7	35.4	26	58.0	0	5.0	0	1.6	11	19	●
1984	8	38.9	25	54.0	0	5.8	0	1.4	11	17	●
1983	10	39.2	23	46.4	0	13.2	0	1.2	11	13	●
1982	13	34.3	20	40.7	0	24.3	0	0.6	11	7	●
1980	17	37.9	16	43.3	0	10.4	0	8.4	11	1	●
1979	21	41.2	9	35.6	0	4.3	3	18.8	33	9	●
1976	13	32.4	0	24.8	0	1.0	17	41.8	30	4	●
1973	6	28.6	1	25.8	0	0.0	23	45.6	30	16	●

Ward history of Lincoln

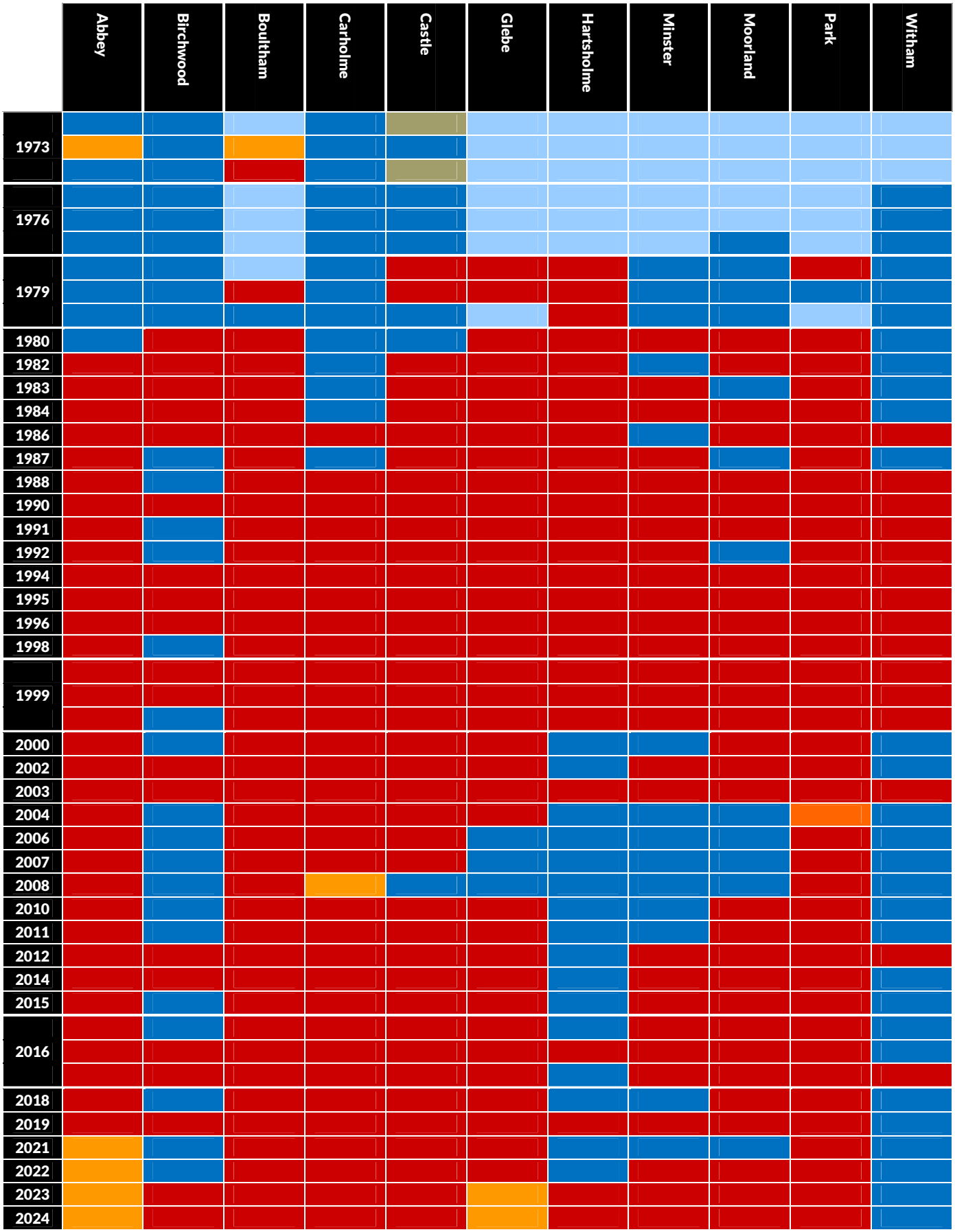

Abbey
Lincoln

***Clare F.S. Smalley**	**LD**	**1,050**	**52.5**	**+ 2.9**
Calvin S.B. Bissitt	Lab	630	31.5	+ 3.5
Joseph R. Hansard	Con	109	5.5	- 10.0
Donald K. Penman	Ref	109	5.5	+ 3.7
Betty D. Whitwell	Grn	101	5.1	+ 0.1

Birchwood
Lincoln

Laura Danese	**Lab**	**663**	**43.8**	**+ 9.7**
*Edmund W. Strengiel	Con	573	37.8	- 20.4
Antony G. Todd	Ref	175	11.6	
Barbara F. Christopher	LD	104	6.9	+ 3.8

Boultham
Lincoln

***Calum J.M. Watt**	**Lab**	**801**	**55.4**	**+ 9.0**
George Clark	Con	250	17.3	- 23.3
Michael D. Bailey	Ref	155	10.7	
Deborah D. Grant	LD	123	8.5	
David A. Kenyon	Grn	116	8.0	0.0

Carholme
Lincoln

***Lucinda E. Preston**	**Lab**	**1,062**	**56.3**	**- 3.4**
Freddie J. Easters	LD	366	19.4	+14.8
Thomas C. Hulme	Con	141	7.5	- 14.7
Ashley Delaney	Ind	140	7.4	
Seamus E. Murray	Grn	103	5.5	- 4.8
Nicholas T. Parker	TUSC	73	3.9	+ 2.2

Castle
Lincoln

***Donald J. Nannestad**	**Lab**	**894**	**59.9**	**+10.2**
Joseph D.C. Gwinn	Con	212	14.2	- 22.3
Lauren J. Ross	Grn	141	9.4	+ 0.2
Aurora C.O. Avalos	Ref	130	8.7	
Keith F. Ballinger	LD	90	6.0	+ 1.4
Charles W. Shaw	L	26	1.7	

Glebe
Lincoln

James R. Brown	**LD**	**857**	**51.7**	
Duncan H.C. Spencer	Lab	473	28.5	- 15.9
Victoria C. Brooks	Con	173	10.4	- 32.2
Allan P. McCauley	Ref	156	9.4	

Hartsholme
Lincoln

Annie Currier	**Lab**	**849**	**43.3**	**+14.0**
*David Clarkson	Con	692	35.3	- 22.2
Nicola J. Smith	Ref	190	9.7	
James J. Charters	LD	129	6.6	+ 2.4
Charles A. Rodgers	Grn	99	5.1	- 4.0

Minster
Lincoln

Anita M. Pritchard	**Lab**	**816**	**51.9**	**+12.0**
*Mark J. Storer	Con	457	29.1	- 20.5
Alexander Cambo	Ref	129	8.3	
Aidan D. Turner	LD	85	5.4	- 0.7
Esther A. Knight	PoW	84	5.3	

Moorland
Lincoln

Callum W. Roper	**Lab**	**667**	**45.5**	**+ 3.3**
Matthew T. Fido	Con	479	32.7	- 15.2
Darren M. Benson	Ref	155	10.6	
Patricia A. Driscoll	Grn	100	6.8	+ 0.1
Oliver W. Craven	LD	64	4.4	+ 1.2

Park
Lincoln

***Leslie C. Burke**	**Lab**	**696**	**47.2**	**- 4.3**
Sarah J. Uldall	LD	346	23.5	+22.8
Sally A. Horscroft	Grn	152	10.3	- 0.6
Charlie A.J. Rogers	Con	107	7.3	- 20.8
Benjamin R. Jackson	Ref	92	6.2	
Sarah E. Freeman	PoW	82	5.6	

Witham
Lincoln

***William T. Mara**	**Con**	**660**	**39.6**	**- 18.6**
Jane S. Loffhagen	Lab	645	38.7	+ 9.3
Nicholas J. Smith	Ref	179	10.7	+ 9.0
Sharon N. Osborne	LD	100	6.0	+ 1.8
Lynda K. Skipper	Grn	84	5.0	- 1.5

Summary of results: Lincoln

	Year	Elec	%Poll	Con	Lab	LD	Grn	Ind	Other
Abbey	2024	6,273	32.2	5.5	31.5	52.5	5.1		5.5
	2023	6,130	29.8	8.4	27.0	56.4	5.0		3.1
	2022	6,013	32.7	9.2	28.1	62.7			
	2021	6,072	32.3	15.5	28.0	49.6	5.0		1.8
Birchwood	2024	5,893	25.8	37.8	43.8	6.9			11.6
	2023	5,898	25.8	39.8	45.0	7.8			7.3
	2022	5,885	25.3	48.6	41.0	4.8	5.6		
	2021	5,957	27.6	58.2	34.1	3.1	4.6		
Boultham	2024	5,136	28.3	17.3	55.4	8.5	8.0		10.7
	2023	5,077	27.2	25.5	59.0	7.3	8.1		
	2022	5,128	27.6	31.6	55.3	6.8	6.3		
	2021	4,828	31.4	40.6	46.4	5.0	8.0		
Carholme	2024	5,506	34.3	7.5	56.3	19.4	5.5	7.4	3.9
	2023	5,272	34.4	12.0	59.1	4.7	8.4	11.3	4.5
	2022	5,490	32.5	18.0	57.8	8.2	12.5		3.5
	2021	5,362	36.6	22.2	59.7	4.6	10.3		3.2
Castle	2024	5,362	28.0	14.2	59.9	6.0	9.4		10.4
	2023	5,288	29.7	19.5	62.4	8.1	10.1		
	2022	5,307	30.8	23.3	58.9	7.7	10.1		
	2021	5,266	32.1	36.5	49.7	4.6	9.2		
Glebe	2024	5,730	29.1	10.4	28.5	51.7			9.4
	2023	5,717	31.0	12.6	26.2	57.6	3.6		
	2022	5,794	27.3	30.3	36.8	26.2	6.7		
	2021	5,756	27.6	42.6	44.4		13.0		
Hartsholme	2024	6,238	31.5	35.3	43.3	6.6	5.1		9.7
	2023	6,277	35.6	27.5	61.0	6.0			4.6
	2022	6,258	31.2	49.9	38.5	11.6			
	2021	6,301	33.9	57.5	29.3	4.2	9.1		
Minster	2024	5,298	31.5	29.1	51.9	5.4			13.6
	2023	5,310	33.5	35.6	50.9	4.9	5.5		3.4
	2022	5,305	35.3	38.7	49.5	5.8	6.0		
	2021	5,305	36.3	49.6	39.9	6.1	4.4		
Moorland	2024	5,566	26.5	32.7	45.5	4.4	6.8		10.6
	2023	5,606	26.0	37.1	53.2	9.6			
	2022	5,601	27.4	42.2	45.9	5.3	6.6		
	2021	5,618	29.6	47.9	42.2	3.2	6.7		
Park	2024	6,361	23.4	7.3	47.2	23.5	10.3		11.8
	2023	6,082	19.9	17.4	63.4	7.2	11.9		
	2022	6,069	20.6	24.0	57.3	6.6	12.2		
	2021	5,927	23.6	28.1	51.5	0.7	10.9		2.6
Witham	2024	5,909	28.3	39.6	38.7	6.0	5.0		10.7
	2023	5,993	30.9	48.5	39.3	7.5			4.7
	2022	6,059	29.8	51.5	36.0	6.7	5.8		
	2021	6,073	32.1	58.2	29.4	4.2	6.5		1.7

Maidstone boundary and council size changes

▼11	13	◆	6	▼3	12	▲7	10	▲1	8

Council remains under no overall control



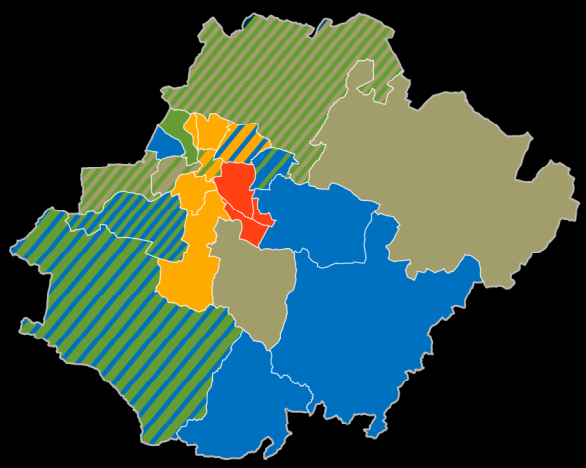

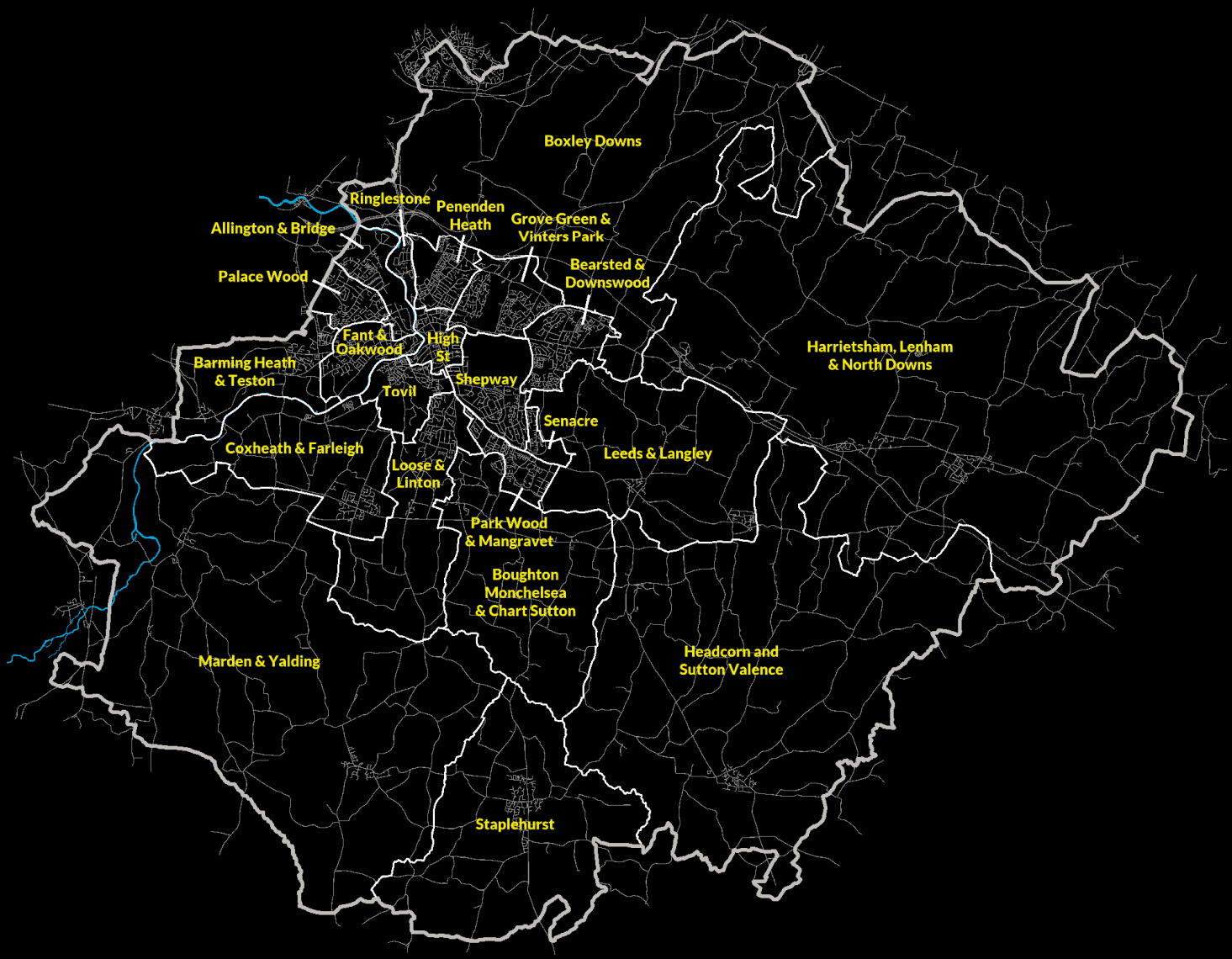

Electoral history of Maidstone

	seats	%votes	seats	%votes	seats	%votes	seats	%votes	Total	Majority
2024	13	25.5	6	15.5	12	17.9	18	41.1	49	
2023	24	32.7	6	15.9	15	22.6	7	28.8	18	
2022	28	39.0	5	16.4	16	24.5	6	20.1	18	1 ●
2021	30	47.3	4	14.1	16	19.5	5	19.0	19	5 ●
2019	25	39.8	4	10.4	20	26.7	6	23.1	18	
2018	26	44.3	3	22.0	20	25.1	6	8.6	18	
2016	25	33.1	2	11.8	19	26.6	9	28.6	19	
2015	25	41.5	2	11.2	20	22.1	8	25.6	18	
2014	25	27.5	2	10.7	19	24.6	9	37.2	18	
2012	30	40.9	1	15.2	19	25.4	5	18.4	19	5 ●
2011	30	45.3	0	15.0	21	23.3	4	18.5	18	5 ●
2010	28	43.5	0	9.5	23	36.0	4	11.0	18	1 ●
2008	29	49.7	1	6.7	20	32.7	5	10.8	19	3 ●
2007	26	47.1	4	6.3	21	34.4	4	12.2	19	
2006	27	46.7	5	11.2	20	30.7	3	11.5	18	
2004	23	40.1	9	13.5	20	31.5	3	15.0	19	
2003	21	42.2	10	16.3	21	34.3	3	7.2	18	
2002	19	37.6	12	16.8	21	30.2	3	15.4	55	
2000	16	45.9	12	17.6	22	31.4	5	5.0	19	
1999	15	37.2	13	26.0	22	32.4	5	4.4	18	
1998	13	30.8	16	22.7	21	37.4	5	9.1	18	
1996	11	29.5	18	32.6	21	30.1	5	7.9	19	
1995	17	26.0	15	36.0	17	31.6	6	6.3	18	
1994	23	26.2	10	26.0	17	38.8	5	8.9	18	
1992	27	51.6	8	16.4	16	23.6	4	8.3	19	
1991	20	38.4	9	21.1	22	35.8	4	4.8	18	
1990	20	29.9	8	27.4	23	32.3	4	10.5	18	
1988	22	41.0	8	19.0	23	34.1	2	5.9	19	
1987	20	43.6	8	15.0	25	41.4	2	0.0	18	
1986	20	34.2	9	21.7	23	42.2	3	1.8	18	
1984	24	39.3	8	19.3	20	38.3	3	3.1	19	
1983	27	41.0	8	19.2	17	37.7	3	2.1	18	
1982	28	36.0	9	18.0	15	43.0	3	3.1	18	1
1980	32	42.0	10	25.5	9	29.0	4	3.4	19	9 ●
1979	33	39.9	10	23.9	6	27.9	6	8.3	55	11 ●
1976	39	44.0	7	17.8	7	22.4	7	15.7	60	18 ●
1973	13	28.4	12	20.4	19	30.0	16	21.2	60	

Ward history of Maidstone

	Allington and Bridge	Barming Heath & Teston	Bearsted & Downswood	Boughton Monchelsea and Chart Sutton	Boxley Downs	Coxheath and Farleigh	Fant and Oakwood	Grove Green and Vinters Park	Harrietsham	Headcorn and Sutton Valence	High Street	Leeds and Langley	Loose and Linton	Marden and Yalding	Palace Wood	Park Wood & Mangravet	Penenden Heath	Ringlestone	Senacre	Shepway	Staplehurst	Tovil
	5		1													5	3			4		
1973			2																			
			1														1			1		
	4		4													3	3			4		
1976																						
	1															2	1			1		
1979																						
1980																						
1982																						
1983																						
1984																						
1986																						
1987																						
1988																						
1990																						
1991																						
1992																						
1994																						
1995																						
1996																						
1998																						
1999																						
2000																						
2002																						
2003																						
2004																						
2006																						
2007																						
2008																						
2010																						
2011																						
2012																						
2014																						
2015																						
2016																						
2018																						
2019																						
2021																						
2022																						
2023																						
2024																						

Allington and Bridge
Maidstone and Malling

Stuart R. Jeffery	**Grn**	**914**	**56.3**
Rachel E. Rodwell	**Grn**	**822**	**50.6**
Mitu Chowdhury	Con	385	23.7
Rita Gintautaite	Con	263	16.2
Michelle Englar	LD	257	15.8
Marianna Poliszczuk	Lab	203	12.5
Benjamin Webster-Whiting	LD	202	12.4

Antededent: Bridge

Barming Heath and Teston
Maidstone and Malling

Fay L. Gooch	**Ind**	**765**	**30.0**
Allison J. Sweetman	**Grn**	**712**	**28.0**
Chris Passmore	LD	707	27.8
Keira R. Stuart Smith	Grn	618	24.3
Bryan Vizzard	LD	409	16.1
Reiss J. Cordrey	Con	376	14.8
Mary V. Shaw	Lab	280	11.0
Arek Zurawinski	Con	182	7.1

Antededent: Barming and Teston

Bearsted and Downswood
Faversham and Mid Kent

Val Springett	**Con**	**1,200**	**33.1**
Denis C. Spooner	**Con**	**1,021**	**28.1**
Ciaran D. Oliver	**Grn**	**1,013**	**27.9**
Paul C. Cooper	Con	984	27.1
Lee R. Garrett	Grn	796	21.9
Edward G. Wallace	Grn	659	18.2
David Cockerham	Ref	481	13.3
Gordon Newton	Ind	409	11.3
Ian S. Chittenden	LD	398	11.0
Theresa R. Lyons	Lab	343	9.5
Sean D. Turner	Her	107	2.9

Antededent: Bearsted

Boughton Monchelsea & Chart Sutton
8% Faversham & Mid Kent, 92% Weald of Kent

Anne Dawes	**Ind**	**599**	**63.1**
George E. Burr	Con	216	22.8
Peter Oliver	Lab	134	14.1

Antededent: Boughton Monchelsea and Chart Sutton

Boxley Downs
Faversham and Mid Kent

Vanessa A. Jones	**Ind**	**1,026**	**37.2**
Stephen R. Thompson	**Grn**	**810**	**29.3**
Heidi Bryant	Con	414	15.0
Stephen S. Banks	Con	379	13.7
Michael J. Beckwith	Lab	279	10.1
Mike Wardle	Ref	250	9.1

Antededent: Boxley

Coxheath and Farleigh
Maidstone and The Weald

Claire L. Kehily	**Grn**	**781**	**47.3**
Lottie Parfitt-Reid	**Con**	**666**	**40.4**
John A. Wilson	Con	581	35.2
Caroline A. Richer	Grn	547	33.1
John E. Randall	Lab	192	11.6
Alan C. Cocks	LD	171	10.4

Antededent: Coxheath and Hunton

Fant and Oakwood
Maidstone and Malling

Paul Harper	**Ind**	**1,285**	**38.5**
Patrick F. Coates	**Ind**	**1,149**	**34.4**
Kimberley J. Milham	**Grn**	**909**	**27.2**
Valerie Jacobs	Lab	447	13.4
Dennis Luchmun	Lab	410	12.3
Rojo Kurian	LD	384	11.5
Margaret E. Rose	Lab	379	11.4
Lee Blake	LD	316	9.5
Lorraine Humm	LD	290	8.7
Will Dinley	Con	278	8.3
Susan J. Delamere	Ref	247	7.4
Ramakrishna G. Peeta	Con	202	6.1
Mudiwa I. Musindo	Con	186	5.6

Antededent: Fant

Grove Green and Vinters Park
56% Faversham & Mid Kent,
44% Maidstone & Malling

Rob Field	**LD**	**939**	**31.6**
Mark D. Naghi	**LD**	**897**	**30.2**
Ronald M. Burke	**Con**	**834**	**28.1**
Michelle Hastie	Con	830	27.9
Martin A.R. Cox	Ind	666	22.4
Jeeva Sampangi	LD	661	22.2
Jaison Musindo	Con	654	22.0
Steven M. Cheeseman	Grn	450	15.1
Mark D. Tickner	Lab	343	11.5
Susan T. Parr	Grn	331	11.1
Anna Winderbottom	Grn	294	9.9

Antededent: East

Harrietsham, Lenham & North Downs
Faversham and Mid Kent

Janetta Sams	**Ind**	**1,515**	**65.4**
***Thomas Sams**	**Ind**	**1,455**	**62.8**
Kathy Cox	**Ind**	**923**	**39.9**
Emily G. Hudson	Con	396	17.1
Ryan J.M. Slaughter	Lab	364	15.7
Ian L.C. Stevens	Ref	305	13.2
Onyekachukwu I. Chukwuma	Con	301	13.0

Antededent: Harrietsham and Lenham

Headcorn and Sutton Valence
Weald of Kent

Martin C.T. Round	**Con**	**975**	**44.7**
Ziggy Trzebinski	**Con**	**903**	**41.4**
Derek R. Eagle	Grn	820	37.6
Thomas A. Dawber	Grn	725	33.2
Henry Morgan	Lab	280	12.8
Martin H. Richards	LD	189	8.7

Antededent: Headcorn

High Street
Maidstone and Malling

Clive A. English	**LD**	**742**	**35.7**
***Dinesh Khadka**	**LD**	**654**	**31.5**
Donna L. Greenan	**Grn**	**514**	**24.7**
Saf Buxy	Grn	513	24.7
Ashleigh Kimmance	LD	444	21.4
David Collier	Lab	401	19.3
Farris Willson	Grn	358	17.2
Denise Joy	Ind	341	16.4
Oliver J. Bradshaw	Con	314	15.1
Alan R. Chell	Con	270	13.0
Dylan Jeffrey	Con	202	9.7

Antededent: High Street

Leeds and Langley
76% Faversham & Mid Kent, 24% Weald of Kent

***Gillian Fort**	**Con**	**600**	**44.6**
Gary Cooke	**Con**	**559**	**41.6**
Joan M. Langrick	Lab	310	23.1
Simon D.M. Easton	Grn	275	20.5
Matthew C. White	Grn	216	16.1
Maxwell S. Harrison	Ref	209	15.6

Antededent: Leeds

Loose and Linton
58% Maidstone & Malling, 42% Weald of Kent

Brian E. Clark	**LD**	**1,307**	**63.0**
Simon D. Wales	**LD**	**931**	**44.9**
Kenneth Amakye	Con	423	20.4
James H.T. Reid	Con	326	15.7
Bryan M.J. Hillman	Ref	265	12.8
Nicola H. Dawber	Grn	215	10.4
Alan A. Le Grys	Lab	149	7.2
Matthew J. Fraser	Grn	119	5.7

Antededent: Loose

Marden and Yalding
Weald of Kent

Claudine J. Russell	**Con**	**1,123**	**37.3**
Michael Summersgill	**Grn**	**1,120**	**37.2**
Grace A. Couch	**Grn**	**1,089**	**36.2**
Annabelle J. Blackmore	Con	1,043	34.7
Tristan F. Russell	Con	953	31.7
Kelly A. Rigden	Grn	772	25.7
Maria A. Kelly	Lab	389	12.9
Teresa S. Seamer	Ref	298	9.9
William J. Wilby	LD	287	9.5

Antededent: Marden and Yalding

Penenden Heath
Maidstone and Malling

Tony P. Harwood	**LD**	**1,155**	**54.6**
Richard J.W. Conyard	**LD**	**1,086**	**51.4**
David S. Naghi	**LD**	**1,034**	**48.9**
Derek R. Nicholson	Con	402	19.0
Jeff Tree	Con	396	18.7
Andrew M. Bradford	Con	370	17.5
Rachel M. Slaughter	Lab	356	16.8
Phoebe Frewer	Grn	353	16.7
Andrew J. Reilly	Grn	246	11.6
Daniel J.T. Thompson	Grn	233	11.0

Antededent: North

Shepway
Faversham and Mid Kent

Joanna L. Wilkinson	**Lab**	**747**	**29.8**
Maureen Creator	**Lab**	**728**	**29.0**
Sarah Barwick	**Lab**	**725**	**28.9**
Christopher J. Garland	Con	665	26.5
Alan Bartlett	Con	643	25.6
Louise E. Bartlett	Con	637	25.4
Lawrence Rustem	BDem	452	18.0
Geoffrey R. Samme	LD	360	14.3
Gary Butler	Ind	317	12.6

Antededent: Shepway North

Palace Wood
Maidstone and Malling

Stan Forecast	**Con**	**1,066**	**47.9**
Tom Cannon	**Con**	**816**	**36.7**
Cynthia E. Robertson	LD	724	32.5
Diana Lewins	LD	704	31.6
Ian F.S. McDonald	Grn	403	18.1
Stephen F. Muggeridge	Grn	286	12.9
Wendy F. Hollands	Lab	225	10.1

Antededent: Allington

Ringlestone
Maidstone and Malling

***Michael Thompson**	**LD**	**325**	**52.0**
Scott Hahnefeld	Con	126	20.3
Stella M. Randall	Lab	116	18.6
Gareth P. Henry	Grn	58	9.3

No antededent

Staplehurst
Weald of Kent

Paddy Riordan	**Con**	**967**	**49.5**
John A. Perry	**Con**	**764**	**39.1**
Rory L.F. Silkin	Lab	598	30.6
Julie D. Skinner	Lab	511	26.1
Thomas G. Burnham	LD	296	15.1
Stewart W.W. Lane	Grn	239	12.2

Antededent: Staplehurst

Park Wood and Mangravet
Faversham and Mid Kent

Hilary V. Jenkins-Baldock	**Lab**	**512**	**69.0**
Daniel R. Wilkinson	**Lab**	**492**	**66.3**
Joyce Gadd	Con	241	32.5
Lewis J. McKenna	Con	240	32.3

Antededent: Park Wood

Senacre
Faversham and Mid Kent

Malcolm J. McKay	**Lab**	**257**	**51.8**
Patrik Garten	Con	239	48.2

Antededent: Shepway South

Tovil
Maidstone and Malling

Paul J. Wilby	**LD**	**393**	**35.0**
Joe Higson	**LD**	**377**	**33.6**
Ian Cleator	Lab	245	21.8
Paul G. Thomas	Ref	209	18.6
Rebcca Bruneau	Con	177	15.8
Simon Milham	Grn	137	12.2
Benjamin P.T. Reid	Con	130	11.6
Rosemary C. Riepma	Grn	123	11.0

Antededent: South

Summary of results: Maidstone

	Year	Elec	%Poll	Con	Lab	LD	Grn	Ind	Other
Allington and Bridge	2024	5,320	31.2	20.0	12.5	14.1	53.4		
Bridge	2022	4,852	33.9	29.5	9.6	10.9	50.1		
	2021	4,935	35.9	42.4		26.8	30.9		
Barming Heath and Teston	2024	5,744	38.5	10.9	11.0	22.0	26.1	30.0	
Barming and Teston	2021	1,970	47.5	22.0	7.1		5.4	65.5	
Bearsted and Downswood	2024	8,404	33.9	29.4	9.5	11.0	22.7	11.3	16.2
Bearsted	2023	6,622	31.4	58.0	10.5	13.6	14.2		3.7
	2022	6,524	36.7	57.5		23.6	18.9		
	2021	6,572	39.3	69.6	15.5		14.8		
Boughton Monchelsea and Chart Sutton	2024	2,924	32.8	22.8	14.1			63.1	
	2021	2,163	45.0	28.1	4.5		14.5	53.0	
Boxley Downs	2024	5,934	31.0	14.3	10.1		29.3	37.2	9.1
Boxley	2023	6,791	33.9	34.2	11.5	10.3		44.1	
	2022	6,714	30.1	59.4		28.7	11.9		
	2021	6,715	33.2	67.0	13.5	9.2	10.4		

	Year	Elec	%Poll	Con	Lab	LD	Grn	Ind	Other
Coxheath and Farleigh	2024	5,651	30.4	37.8	11.6	10.4	40.2		
Coxheath and Hunton	2023	6,693	29.9	39.7	11.4	13.8	35.1		
	2022	6,540	31.6	52.6		22.7	24.7		
	2021	6,320	37.5	58.9		24.3	16.8		
Fant and Oakwood	2024	8,656	28.6	6.7	12.4	9.9	27.2	36.4	7.4
Fant	2023	7,164	24.7	20.2	43.5	14.4	21.9		
	2022	7,085	28.8	18.7	61.0	10.6	9.7		
	2021	7,154	30.6	34.9	43.4		21.6		
Grove Green and Vinters Park	2024	7,535	34.7	26.0	11.5	28.0	12.0	22.4	
East	2023	6,463	31.0	25.0	13.8	52.9	8.3		
	2022	6,381	32.8	28.5		48.1	8.5	14.9	
	2021	6,420	36.1	32.5	11.9	33.2	7.8	14.5	
Harrietsham, Lenham and North Downs	2024	7,257	31.0	15.0	15.7			56.1	13.2
	2023	5,793	30.9	18.2	9.2			72.6	
	2022	5,560	33.7	22.9				77.1	
Headcorn and Sutton Valence	2024	6,492	33.5	43.1	12.8	8.7	35.4		
Headcorn	2022	4,789	34.0	55.0	14.3	10.5	20.2		
	2021	4,582	38.8	63.9	10.7	9.8	12.8		2.8
High Street	2024	7,241	25.0	12.6	19.3	29.5	22.2	16.4	
	2023	7,834	22.3	20.4	23.2	37.2	19.2		
	2022	7,546	23.0	21.7	21.8	42.6	13.9		
	2021	7,612	24.0	28.5	19.9	37.4	14.2		
Leeds and Langley	2024	4,625	27.2	43.1	23.1		18.3		15.6
Leeds	2023	1,990	32.1	61.2		21.7	17.1		
Loose and Linton	2024	6,140	34.2	18.0	7.2	53.9	8.1		12.8
Loose and Linton	2023	2,076	32.6	24.4	8.9	26.5	5.3	34.9	
Marden and Yalding	2024	7,879	34.3	34.6	12.9	9.5	33.0		9.9
	2023	7,343	31.8	43.4	11.4	6.7	38.5		
	2022	7,208	31.7	53.9	19.9	26.3			
	2021	7,078	39.2	61.7	11.4	6.4	18.3		2.2
Palace Wood	2024	6,188	37.4	42.3	10.1	32.0	15.5		
Allington	2023	6,472	36.3	27.3	9.1	39.4	24.3		
	2022	6,294	36.8	37.7	8.7	46.9	6.7		
	2021	6,195	38.6	45.9	7.5	39.4	7.2		
Park Wood and Mangravet	2024	4,958	17.0	32.4	67.6				
Park Wood	2022	6,076	19.4	36.8	45.4	8.2	9.6		
	2021	6,021	20.8	52.3	38.2	9.5			
Penenden Heath	2024	7,423	28.3	18.4	16.8	51.6	13.1		
North	2023	6,784	26.9	21.8	16.1	51.2	10.9		
	2022	6,515	29.2	25.8	15.5	51.4	7.4		
	2021	6,483	30.8	36.9	12.5	40.2	10.4		
Ringlestone	2024	2,542	24.8	20.3	18.6	52.0	9.3		
Senacre	2024	2,639	19.3	48.2	51.8				
Shepway South	2022	4,196	20.4	38.9	39.8	7.6			13.7
	2021	4,203	22.8	39.4	22.1	7.8		28.1	2.7
Shepway	2024	8,286	24.5	25.8	29.2	14.3		12.6	18.0
Shepway North	2023	6,566	24.8	35.6	37.1	11.3	9.0	7.0	
	2022	6,455	25.1	40.4	24.0	21.6		14.0	
	2021	6,556	27.8	51.3	18.2	15.8	9.1	5.5	
Staplehurst	2024	5,761	32.1	44.3	28.4	15.1	12.2		
	2023	5,639	33.3	50.3	30.9	11.7	7.1		
	2022	5,346	32.3	48.0	37.0		15.0		
Tovil	2024	4,711	22.1	13.7	21.8	34.3	11.6		18.6
South	2023	7,436	29.1	18.9	9.1	53.4	4.3	8.4	6.0
	2022	7,390	30.7	34.6	9.4	48.0	8.0		
	2021	7,383	32.0	39.6	9.1	42.8	8.4		

Manchester

0 ◆	0	28 ▼2	88	1 ▲1	4	1 ◆	3	1 ▲1	1	0 ◆	0

Labour retain control - majority: 80 seats

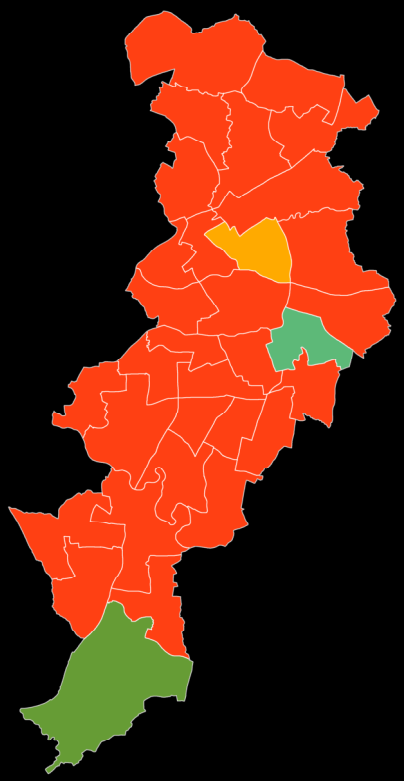



Electoral history of Manchester

	seats	%votes	seats	%votes	seats	%votes	seats	%votes	Total	Majority
2024	0	6.2	88	54.4	4	10.7	4	28.7	32	80
2023	0	7.4	90	65.0	3	12.2	3	15.4	32	84
2022	0	8.8	92	66.2	2	12.7	2	12.3	32	88
2021	0	10.8	93	65.1	2	10.9	1	13.2	32	90
2019	0	6.6	93	58.4	3	14.0	0	21.1	32	90
2018	0	9.0	94	63.2	2	12.4	0	15.4	96	92
2016	0	7.0	95	64.1	1	11.1	0	17.8	32	94
2015	0	11.1	95	58.6	0	9.5	1	7.3	32	94
2014	0	8.0	95	57.4	0	11.8	1	22.3	32	94
2012	0	6.5	87	64.5	9	14.1	0	14.9	32	78
2011	0	9.0	75	62.4	20	17.3	1	11.2	32	54
2010	1	12.1	62	46.4	33	32.0	0	9.5	32	29
2008	1	14.2	61	43.0	34	30.4	0	12.3	32	27
2007	0	11.0	61	45.4	34	31.8	0	11.7	32	27
2006	0	10.5	61	44.8	34	31.6	1	13.0	32	27
2004	0	12.8	57	40.2	38	34.1	1	13.0	96	18
2003	0	10.0	71	44.8	27	36.2	1	9.0	33	43
2002	0	9.1	76	51.4	22	30.0	1	9.4	33	53
2000	0	12.1	78	48.6	21	32.5	0	6.8	33	57
1999	0	11.7	81	53.4	18	30.3	0	4.5	33	63
1998	0	12.7	84	52.9	15	28.3	0	6.2	33	69
1996	0	12.9	84	60.2	15	21.8	0	5.0	33	69
1995	2	11.9	83	63.3	14	20.7	0	4.0	33	67
1994	4	13.6	78	59.3	16	24.0	1	3.1	33	57
1992	5	29.1	82	48.9	12	18.8	0	3.2	33	65
1991	5	24.3	85	50.5	9	19.5	0	9.9	33	71
1990	10	19.3	78	58.5	8	15.0	3	7.2	33	57
1988	13	28.3	77	53.1	9	16.0	0	4.1	33	55
1987	13	28.9	77	42.4	9	27.0	0	1.8	33	55
1986	7	20.3	86	58.1	6	19.4	0	2.2	33	73
1984	14	27.4	79	57.2	6	15.2	0	0.3	33	59
1983	22	31.1	72	51.6	5	17.1	0	0.2	33	45
1982	26	31.2	69	44.9	4	23.4	0	0.5	99	39
1980	23	32.1	72	57.0	4	10.2	0	0.7	33	45
1979	33	37.4	63	51.4	3	10.8	0	0.5	33	27
1978	46	45.3	53	47.9	0	6.0	0	0.8	33	7
1976	45	47.7	54	45.1	0	6.0	0	1.2	33	9
1975	45	50.2	54	38.8	0	9.3	0	1.7	33	9
1973	40	44.8	59	45.9	0	5.0	0	4.3	99	19

Ward history of Manchester

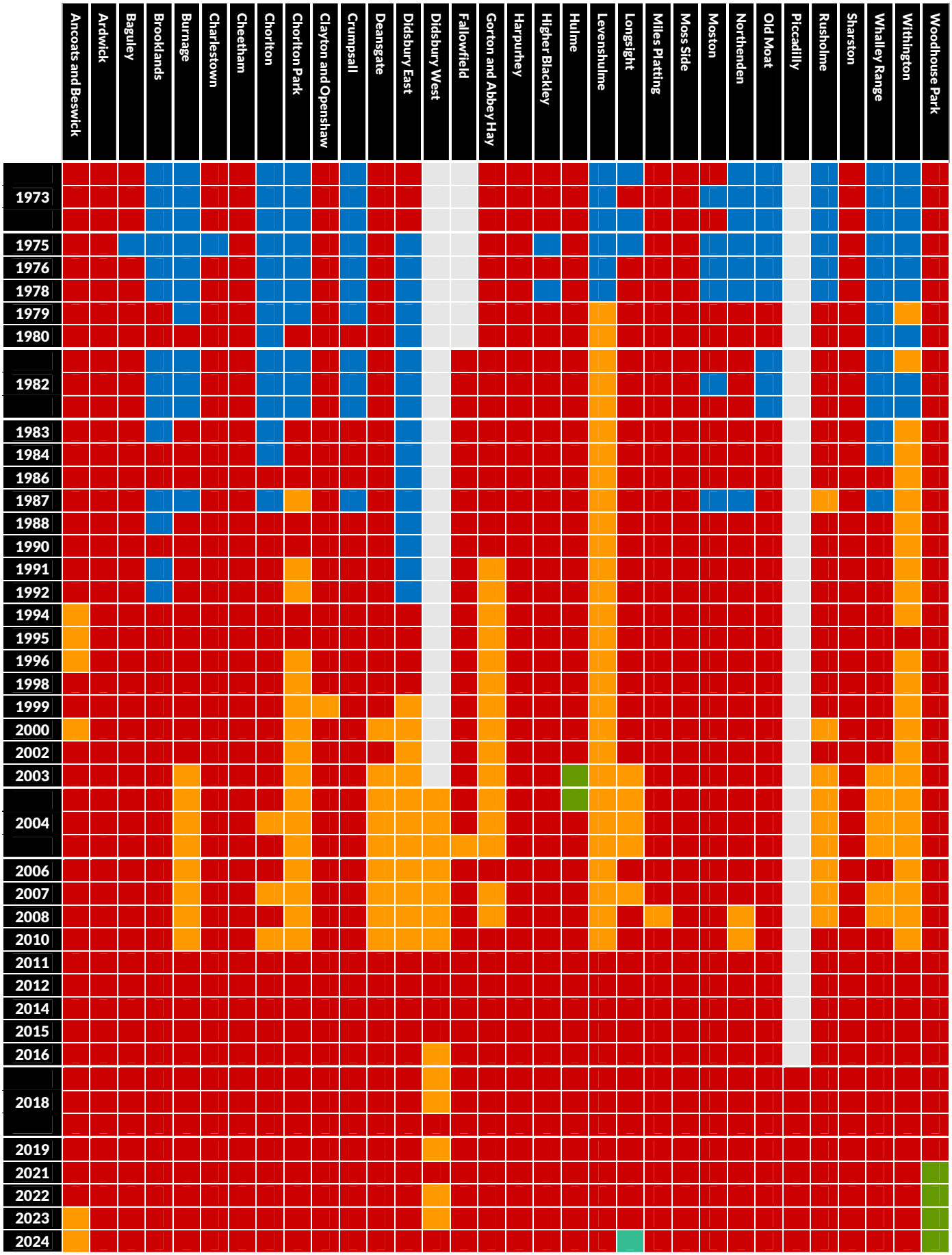

Ancoats and Beswick

Manchester Central

Alan Good	**LD**	**1,900**	**50.5**	**+28.3**
Julie Jarman	Lab	1,420	37.7	- 20.8
Kate S. Walsh Benson	Grn	366	9.7	- 1.2
Paul Wan	Con	76	2.0	- 6.4

Ardwick

Manchester, Rusholme

Abdigafar M. Muse	**Lab**	**1,947**	**64.1**	**- 13.1**
Chris Perriam	Grn	528	17.4	+ 8.1
Princetta Nicol	Con	329	10.8	+ 2.3
Bernie Ryan	LD	233	7.7	+ 2.7

Baguley

Wythenshawe and Sale East

***Tracey Rawlins**	**Lab**	**1,586**	**64.1**	**+ 0.9**
Luke J. Berry	Con	423	17.1	- 3.3
Jake Welsh	Grn	319	12.9	+ 2.8
Phil Manktelow	LD	148	6.0	+ 1.9

Brooklands

Wythenshawe and Sale East

Dave Marsh	**Lab**	**1,737**	**63.8**	**+ 6.2**
Yemi Ajayi	Con	407	14.9	- 8.6
Grace Buczkowska	Grn	402	14.8	+ 1.7
Euan Stewart	LD	177	6.5	+ 2.7

Burnage

Gorton and Denton

***Bev Craig**	**Lab**	**2,257**	**53.9**	**- 18.3**
Asma Alam	Grn	815	19.5	+11.4
Syed A. Rahman	WP	707	16.9	
Kobe Bibbon	LD	210	5.0	- 1.4
Muhammad Tahir	Con	197	4.7	- 5.3

Charlestown

Blackley and South Middleton

Uzma Jafri	**Lab**	**1,602**	**60.0**	**- 4.1**
Paul D. Hodges	Grn	591	22.2	+15.9
Muhammad A. Khan	Con	299	11.2	- 6.3
Melanie Ncube	LD	176	6.6	+ 2.9

Cheetham

Manchester Central

***Shaukat Ali**	**Lab**	**1,906**	**50.0**	**- 29.7**
Dawud Ali	Ind	1,218	32.0	
Fesl Reza-Khan	Grn	315	8.3	+ 1.8
Roderick G. Morrison	LD	191	5.0	+ 0.9
Patience Assam	Con	150	3.9	- 5.7
Edmund Potts	ComF	31	0.8	

Chorlton

Manchester, Withington

Tina Kirwin-McGinley	**Lab**	**2,809**	**60.1**	**- 7.9**
Kate Hughes	Grn	1,360	29.1	+12.0
Rhona Brown	LD	343	7.3	+ 1.9
Festus Fofanah	Con	159	3.4	- 3.4

Chorlton Park

Manchester, Withington

***Mandie Shilton-Godwin**	**Lab**	**3,235**	**64.0**	**- 5.2**
Richard M.S. Walton	Grn	1,222	24.2	+10.2
Chris Rogers	LD	366	7.2	- 1.1
Keith Berry	Con	230	4.6	- 3.7

Clayton and Openshaw

Manchester Central

***Donna M. Ludford**	**Lab**	**2,191**	**73.6**	**+ 2.9**
Samsuzzaman Syed	Grn	359	12.1	+ 3.5
Ramzi Swaray-Kella	Con	216	7.3	- 6.0
Maria T. Turner	LD	211	7.1	- 0.4

Crumpsall

Blackley and South Middleton

***Nasrin B. Ali**	**Lab**	**1,467**	**43.2**	**- 23.2**
Madasar K. Anwar	Ind	981	28.9	
Alison J. Hawdale	Grn	298	8.8	+ 0.5
Arbab K. Fatima	Con	213	6.3	- 15.3
Norman Lewis	LD	192	5.7	+ 2.0
Tariq Baz	Ind	124	3.6	
Samantha Days	WEP	123	3.6	

Deansgate

Manchester Central

***Marcus C. Johns**	**Lab**	**1,432**	**62.2**	**+ 8.3**
Chris Ogden	Grn	490	21.3	+10.2
Jason P. McLeod	Con	196	8.5	+ 1.4
Luke Allan	LD	186	8.1	- 17.2

Didsbury East

Manchester, Withington

***Linda A.M. Foley**	**Lab**	**2,636**	**54.1**	**+ 3.1**
Bryn Coombe	LD	1,176	24.1	- 11.6
Charlotte M. Lanigan	Grn	784	16.1	+ 7.5
Stephen J. McHugh	Con	279	5.7	+ 1.0

Didsbury East by-election

Leslie Bell	**Lab**	**2,611**	**61.8**
Belal Sabbagh	LD	780	18.4
Ben Dundas	Grn	622	14.7
Anjenarra Huque	Con	215	5.1

Didsbury West

Manchester, Withington

***Deborah L. Hilal**	**Lab**	**2,379**	**43.7**	**- 1.2**
Rosie Hughes	LD	2,220	40.7	+ 0.1
Stanley C. Parker	Grn	677	12.4	+ 5.1
Daniel J. Bell	Con	173	3.2	- 2.3

Fallowfield

Manchester, Rusholme

Ghazala Sadiq	**Lab**	**1,136**	**53.7**	**- 17.3**
Albie Mayo	Grn	338	16.0	+ 0.7
Chowdhury M. Billah	WP	331	15.7	
Lynne Williams	LD	196	9.3	+ 5.0
Sabreena Z. Hossain	Con	113	5.3	- 4.1

Gorton and Abbey Hay

Gorton and Denton

***Julie Reid**	**Lab**	**2,206**	**68.4**	**- 2.3**
Jackie Pearcey	LD	403	12.5	- 0.6
Natasha Turner	Grn	368	11.4	+ 6.5
Ugo Nzeribe	Con	248	7.7	- 3.6

Harpurhey

Blackley and South Middleton

***Joanne M. Green**	**Lab**	**1,879**	**70.4**	**+ 1.7**
Gareth J. Brown	Con	300	11.4	- 6.8
Jean Betteridge	Grn	294	11.0	+ 2.8
Celia M. Craske	LD	114	4.3	- 0.6
Sam Hey	TUSC	81	3.0	

Higher Blackley

Blackley and South Middleton

Julie Connolly	**Lab**	**1,392**	**55.9**	**- 11.9**
Dean L. Booth	Ind	558	22.4	
Vicky Matthews	Grn	215	8.6	+ 2.4
Colin G. Jones	Con	175	7.0	- 11.7
Peter G. Matthews	LD	148	5.9	+ 1.4

Hulme

Manchester, Rusholme

Lee Glover	**Lab**	**1,845**	**58.4**	**- 10.6**
*Ekua Bayunu	Grn	1,018	32.2	+14.4
Yat F. Cheung	Con	172	5.4	- 1.1
Joe Lynch	LD	126	4.0	- 2.7

Levenshulme

Gorton and Denton

***Zahid J. Hussain**	**Lab**	**1,958**	**38.2**	**- 28.0**
Muhammad Iqbal	WP	1,200	23.4	
Amanda Gardner	Grn	863	16.8	+ 4.1
Jeremy E. Hoad	Ind	761	14.8	+ 3.4
John R. Bridges	LD	224	4.4	- 0.8
Chan Ben Kin	Con	120	2.3	- 2.0

Longsight
Gorton and Denton

Shahbaz Sarwar	**WP**	**2,444**	**46.3**	
*Luthfur Rahman	Lab	2,259	42.8	- 28.5
Bernard J. Ekbery	Grn	253	4.8	- 0.1
Liberty Rowe	Con	164	3.1	- 14.2
Liaqat Ali	LD	110	2.1	- 2.4
Mohammed A. Raja	Ind	48	0.9	

Miles Platting and Newton Heath
Manchester Central

***June Hitchen**	**Lab**	**1,876**	**66.6**	**- 3.2**
Donna Liley	Ind	320	11.4	
Prashant Kumbhat	Grn	295	10.5	+ 1.1
Bassel Ounah	Con	191	6.8	- 4.9
Charles W. Turner	LD	134	4.8	+ 0.7

Moss Side
Manchester, Rusholme

Esha Mumtaz	**Lab**	**1,763**	**45.1**	**- 36.7**
Ali G. Olad	Ind	988	25.3	
Thirza A. Asanga-Rae	Grn	820	21.0	+12.8
Bhupinder Kumar	Con	180	4.6	- 3.7
Paul A. Jones	LD	158	4.0	0.0

Moston
Blackley and South Middleton

Sherita Mandongwe	**Lab**	**1,982**	**62.3**	**- 2.7**
Diane L. Kosandiak	Grn	464	14.6	+ 5.3
Popoola S. Alabi	Con	452	14.2	- 6.6
John Cameron	LD	285	9.0	+ 5.5

Northenden
Wythenshawe and Sale East

***Sam Lynch**	**Lab**	**1,741**	**63.4**	**+ 2.9**
Sylvia J. Buchan	Grn	519	18.9	+15.8
Ezra McGowan	Con	320	11.7	- 8.2
Mark Clayton	LD	164	6.0	+ 1.3

Old Moat
Manchester, Withington

***Gavin White**	**Lab**	**2,078**	**64.5**	**+ 9.5**
Laura Bannister	Grn	777	24.1	+10.8
Jon Martin	LD	250	7.8	+ 1.2
Misbah Ahmed	Con	116	3.6	- 2.5

Piccadilly
Manchester Central

***Jon-Connor Lyons**	**Lab**	**1,453**	**56.6**	**- 5.5**
Scott A. Robinson	Grn	815	31.8	+12.1
Allison Harrson	LD	140	5.5	- 5.7
Praveen Tomar	Con	129	5.0	- 2.0
Sinead Rylance	ComF	29	1.1	

Rusholme
Manchester, Rusholme

***Jill Lovecy**	**Lab**	**1,608**	**43.4**	**- 32.1**
Naznin Hussain	WP	823	22.2	
Mohammed W. Sajjad	Ind	555	15.0	
Dennis Pirdzuns	Grn	413	11.1	- 0.2
Joseph B. Kalokoh	Con	143	3.9	- 5.4
Gregory T. Sammons	LD	124	3.3	- 0.6
Shahid Qazi		42	1.1	

Sharston
Wythenshawe and Sale East

***Emma V. Taylor**	**Lab**	**1,703**	**69.6**	**- 0.5**
Glen R. Sykes	Con	338	13.8	- 7.5
Brian A. Candeland	Grn	270	11.0	+ 3.2
Martha O'Donoghue	LD	137	5.6	+ 4.7

Whalley Range
Manchester, Rusholme

***Muqaddasah Bano**	**Lab**	**2,084**	**51.2**	**- 17.1**
Billie Nagle	Grn	980	24.1	+ 0.2
Tanvir Marth	WP	669	16.4	
Seb Bate	LD	180	4.4	+ 1.8
Norman Hesketh-Hart	Con	160	3.9	- 1.4

Withington
Manchester, Withington

***Chris Wills**	**Lab**	**1,614**	**44.5**	**- 9.7**
April Preston	LD	1,082	29.8	- 2.5
Sam Easterby-Smith	Grn	835	23.0	+13.5
Akbar Arif	Con	99	2.7	- 1.3

Woodhouse Park
Wythenshawe and Sale East

***Rob Nunney**	**Grn**	**1,580**	**59.2**	**+11.2**
Susan G. Wildman	Lab	890	33.3	- 8.5
Eric Houghton	Con	130	4.9	- 3.7
Anna Hablak	LD	71	2.7	+ 1.2

Summary of results: Manchester

	Year	Elec	%Poll	Con	Lab	LD	Grn	Ind	Other
Ancoats & Beswick	2024	12,679	30.1	2.0	37.7	50.5	9.7		
	2023	12,093	25.8	3.0	38.9	49.7	8.1	0.3	
	2022	11,925	24.1	3.5	46.7	43.2	6.7		
	2021	11,702	30.3	8.4	58.5	22.2	10.9		
Ardwick	2024	12,956	23.8	10.8	64.1	7.7	17.4		
	2023	12,279	23.0	8.7	71.7	7.6	12.1		
	2022	12,946	19.0	8.2	79.3	4.3	8.2		
	2021	12,608	24.2	8.5	77.2	5.0	9.3		
Baguley	2024	11,683	21.6	17.1	64.1	6.0	12.9		
	2023	11,428	19.4	17.1	68.4	4.8	9.7		
	2022	11,400	19.9	19.4	66.0	5.8	8.8		
	2021	11,452	22.6	20.4	63.2	4.1	10.2		2.1
Brooklands	2024	11,093	24.9	14.9	63.8	6.5	14.8		
	2023	10,990	24.5	12.1	66.4	5.0	10.2		6.3
	2022	10,951	25.2	23.0	60.2	5.5	11.3		
	2021	11,116	28.3	23.5	57.6	3.8	13.1		1.9
Burnage	2024	13,222	32.1	4.7	53.9	5.0	19.5		16.9
	2023	12,982	27.7	5.6	66.4	13.9	14.1		
	2022	12,908	27.4	7.6	67.3	9.7	15.5		
	2021	13,045	30.7	10.0	72.2	6.4	8.1	3.3	
Charlestown	2024	12,225	22.4	11.2	60.0	6.6	22.2		
	2023	12,080	20.5	11.3	72.2	2.9	13.6		
	2022	12,023	20.8	15.0	70.6	3.5	11.0		
	2021	12,130	24.8	17.5	64.1	3.7	6.4		8.3
Cheetham	2024	13,818	27.9	3.9	50.0	5.0	8.3	32.0	0.8
	2023	13,263	24.5	9.0	80.8	4.0	6.3		
	2022	13,201	24.0	6.5	83.3	3.6	6.6		
	2021	13,178	29.5	9.6	79.7	4.1	6.5		
Chorlton	2024	10,524	44.9	3.4	60.1	7.3	29.1		
	2023	10,296	42.0	4.2	68.4	7.3	20.1		
	2022	10,444	41.2	3.9	65.6	10.8	16.9		2.8
	2021	10,608	51.0	6.8	68.0	5.4	17.1		2.6
Chorlton Park	2024	13,210	38.8	4.6	64.0	7.2	24.2		
	2023	12,845	35.6	5.0	67.6	9.6	17.9		
	2022	12,962	36.7	5.7	72.9	7.4	14.0		
	2021	13,218	42.3	8.5	69.2	8.3	14.0		
Clayton and Openshaw	2024	13,350	22.6	7.3	73.6	7.1	12.1		
	2023	12,943	20.4	7.8	76.9	7.7	7.6		
	2022	12,680	20.8	11.1	72.1	5.6	11.2		
	2021	12,553	24.0	13.3	70.7	7.5	8.6		
Crumpsall	2024	11,983	28.8	6.3	43.2	5.7	8.8	32.5	3.6
	2023	11.665	25.6	10.7	74.9	5.5	5.7		3.2
	2022	11,493	28.5	15.2	73.2	4.7	5.1		1.7
	2021	11,583	30.0	21.6	66.4	3.7	8.3		
Deansgate	2024	9,635	24.2	8.5	62.2	8.1	21.3		
	2023	8,744	21.2	8.9	57.2	13.8	20.2		
	2022	8,643	20.1	8.1	59.9	16.9	13.4		1.7
	2021	8,047	28.9	7.1	53.9	25.3	11.1		2.6
Didsbury East	2024	11,322	43.6	5.7	54.1	24.1	16.1		
	2023	11,149	42.4	3.4	52.1	33.2	10.3	1.0	
	2022	11,134	44.6	4.0	54.9	34.5	6.7		
	2021	11,283	52.0	4.7	51.0	35.7	8.6		
Didsbury West	2024	12,262	44.8	3.2	43.7	40.7	12.4		
	2023	11,888	42.9	3.0	40.3	44.5	11.7		0.5
	2022	12,058	44.6	2.4	36.5	54.0	6.7		0.4
	2021	12,335	45.8	5.5	44.9	40.6	7.3		1.8
Fallowfield	2024	10,094	21.2	5.3	53.7	9.3	16.0		15.7
	2023	9,596	18.4	7.7	73.8	6.2	12.4		
	2022	10,706	15.2	7.2	71.6	6.1	15.2		
	2021	11,394	19.8	9.4	71.0	4.3	15.3		
Gorton and Abbey Hey	2024	14,031	23.4	7.7	68.4	12.5	11.4		
	2023	13,481	22.1	7.8	64.9	18.1	9.3		
	2022	13,310	21.8	9.7	69.4	13.7	7.2		
	2021	13,243	25.8	11.3	70.7	13.1	4.9		

	Year	Elec	%Poll	Con	Lab	LD	Grn	Ind	Other
Harpurhey	2024	13,296	20.4	11.2	70.4	4.3	11.0		3.0
	2023	12,813	18.8	10.7	74.9	5.5	5.7		3.2
	2022	12,707	17.6	13.0	74.6	4.3	8.1		
	2021	12,710	22.1	18.2	68.7	4.9	8.2		
Higher Blackley	2024	11,300	22.3	7.0	55.9	5.9	8.6	22.4	
	2023	11,210	20.4	11.0	66.0	6.9	6.7	9.3	
	2022	11,218	21.1	22.7	64.9	5.7	6.7		
	2021	11,308	23.8	18.7	67.8	4.5	6.2	2.8	
Hulme	2024	12,903	24.8	5.4	58.4	4.0	32.2		
	2023	12,115	22.0	6.0	70.6	4.4	19.0		
	2022	13,192	20.1	5.7	72.4	6.6	15.3		
	2021	12,804	26.5	6.5	69.0	6.7	17.8		
Levenshulme	2024	13,895	37.3	2.3	38.2	4.4	16.8	14.8	23.4
	2023	13,285	30.9	2.6	59.5	6.5	18.7	11.9	0.8
	2022	13,206	30.1	4.4	64.3	5.5	13.3	12.4	
	2021	13,125	36.4	4.3	66.3	5.2	12.7	11.4	
Longsight	2024	13,981	38.0	3.1	42.8	2.1	4.8	0.9	46.3
	2023	13,321	24.2	8.1	83.1	4.6	4.2		
	2022	13,105	23.2	6.4	83.7	4.5	5.4		
	2021	13,086	30.2	17.3	71.3	4.5	4.9		2.1
Miles Platting & Newton Heath	2024	13,440	21.2	6.8	66.6	4.8	10.5	11.4	
	2023	13,138	19.4	9.8	74.1	6.7	9.4		
	2022	13,069	19.1	12.2	73.3	4.7	9.8		
	2021	13,032	22.2	11.7	69.8	4.1	9.4		4.9
Moss Side	2024	14,705	26.9	4.6	45.1	4.0	21.0	25.3	
	2023	13,926	24.0	5.4	69.4	3.9	21.3		
	2022	13,942	20.5	6.8	82.6	2.8	7.9		
	2021	13,745	26.0	5.8	81.8	4.0	8.3		
Moston	2024	13,216	24.7	14.2	62.3	9.0	14.6		
	2023	12,996	22.3	16.8	64.6	7.9	10.6		
	2022	13,049	22.8	18.2	69.2	3.8	7.7	1.0	
	2021	13,143	26.5	20.8	65.0	3.5	9.5	1.2	
Northenden	2024	10,931	25.5	11.7	63.4	6.0	18.9		
	2023	10,932	23.0	12.4	63.5	6.3	15.5		2.3
	2022	10,977	24.3	15.9	66.0	5.3	12.8		
	2021	11,032	28.0	19.9	60.5	4.7	3.1		11.9
Old Moat	2024	11,572	28.1	3.6	64.5	7.8	24.1		
	2023	11,017	25.8	3.8	74.0	6.8	15.4		
	2022	11,623	24.2	5.8	72.2	9.7	12.3		
	2021	11,774	30.0	6.1	74.0	6.6	13.3		
Piccadilly	2024	9,636	26.9	5.0	56.6	5.5	31.8		1.1
	2023	8,775	22.4	5.1	49.0	6.5	37.1		2.3
	2022	8,329	21.5	7.8	59.4	11.7	21.1		
	2021	7,783	28.7	7.0	62.1	11.2	19.7		
Rusholme	2024	12,542	29.8	3.9	43.4	3.3	11.1	16.1	22.2
	2023	11,729	25.4	6.9	79.9	4.5	8.7		
	2022	12,413	22.3	6.1	87.6	6.2			
	2021	12,315	26.7	9.3	75.5	3.9	11.3		
Sharston	2024	11,576	21.5	13.8	69.6	5.6	11.0		
	2023	11,510	19.7	15.5	70.2	5.5	8.8		
	2022	11,533	19.3	16.4	68.8	6.7	8.2		
	2021	11,659	23.1	21.3	70.1	0.9	7.8		
Whalley Range	2024	11,948	34.5	3.9	51.2	4.4	24.1		16.4
	2023	11,444	30.4	5.0	69.0	3.8	22.2		
	2022	11,424	29.9	5.1	68.5	5.1	21.3		
	2021	11,649	34.6	5.3	68.3	2.6	23.9		
Withington	2024	11,026	33.3	2.7	44.5	29.8	23.0		
	2023	10,377	29.8	3.5	54.4	29.5	12.6		
	2022	10,931	29.4	2.7	47.7	40.0	9.5		
	2021	11,718	34.1	4.0	54.2	32.3	9.5		
Woodhouse Park	2024	11,542	23.4	4.9	33.3	2.7	59.2		
	2023	11,329	22.4	5.4	43.7	1.3	49.5		
	2022	11,233	24.1	5.9	42.6	1.7	49.8		
	2021	11,185	25.4	8.6	41.8	1.5	48.0		

Milton Keynes

4 ▼7	9	9 ▲4	30	6 ▲3	18	0 ◆	0	0 ◆	0	0 ◆	0

Labour gain from no overall control - majority: 2 seats

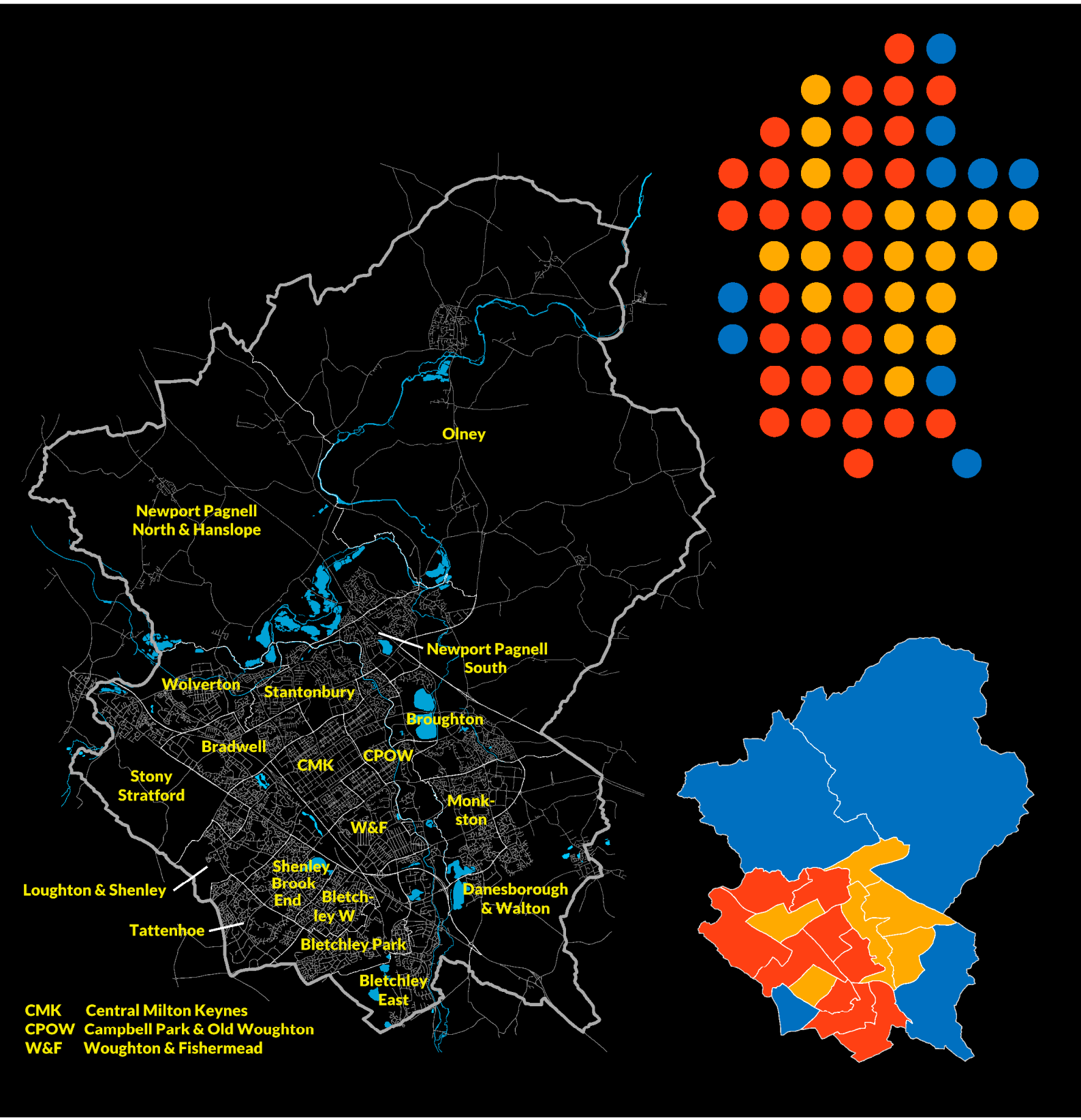

Electoral history of Milton Keynes

	seats	%votes	seats	%votes	seats	%votes	seats	%votes	Total	Majority
2024	9	32.6	30	38.5	18	19.1	0	9.7	19	3
2023	17	32.9	26	37.6	14	21.8	0	7.7	19	
2022	24	35.0	21	36.5	12	21.2	0	7.4	19	
2021	26	42.6	19	32.4	12	16.8	0	8.3	19	
2019	20	35.2	23	29.8	14	21.3	0	13.7	19	
2018	23	39.2	22	37.3	12	17.8	0	5.7	19	
2016	21	34.4	24	35.6	12	19.8	0	9.9	19	
2015	22	39.0	23	27.9	12	14.5	0	18.4	19	
2014	18	28.4	25	26.7	13	16.8	1	23.7	57	
2012	20	30.2	16	34.1	15	19.8	0	15.9	17	
2011	21	37.1	9	27.5	18	24.4	3	10.9	17	
2010	17	32.9	9	24.8	24	30.8	1	11.4	17	
2008	20	39.4	10	23.7	21	29.5	0	7.4	17	
2007	15	36.5	13	24.0	22	30.0	1	9.5	17	
2006	13	35.5	15	22.7	23	30.0	0	11.8	17	
2004	7	28.7	16	26.5	27	24.6	1	20.2	17	3
2003	7	32.9	16	29.4	27	30.4	1	7.4	17	3
2002	8	28.8	16	29.0	27	35.7	0	6.6	51	3
2000	8	30.7	22	32.2	20	32.8	1	4.4	18	
1999	4	29.4	27	36.8	19	28.9	1	4.9	17	3
1998	4	26.3	27	43.1	19	28.7	1	1.9	18	3
1996	2	24.1	30	42.0	18	27.7	1	6.2	51	9
1995	10	21.5	22	45.2	12	28.6	2	4.8	15	
1994	14	24.7	20	43.3	11	29.2	1	2.8	15	
1992	15	45.3	21	28.1	9	24.2	1	2.4	16	
1991	13	34.3	25	31.3	7	27.7	1	6.7	15	4
1990	13	24.2	24	50.3	7	18.7	2	6.3	15	
1988	13	35.2	18	38.1	13	25.1	2	1.6	16	
1987	11	36.2	18	26.5	14	31.4	3	5.9	15	
1986	12	26.5	18	39.7	13	33.0	3	0.8	15	
1984	17	35.9	18	35.3	9	26.4	2	2.5	16	
1983	20	37.9	18	29.9	17	26.8	1	5.5	15	
1982	22	33.8	18	31.5	6	34.0	0	0.7	16	
1980	26	41.9	19	47.3	1	10.7	0	0.2	16	6
1979	31	45.5	15	41.2	0	12.7	0	0.7	15	16
1978	32	46.0	14	46.1	0	7.3	0	0.5	15	18
1976	33	46.8	12	36.4	0	5.5	1	11.2	46	20
1973	8	35.9	27	41.5	0	4.9	5	17.7	40	14

Ward history of Milton Keynes

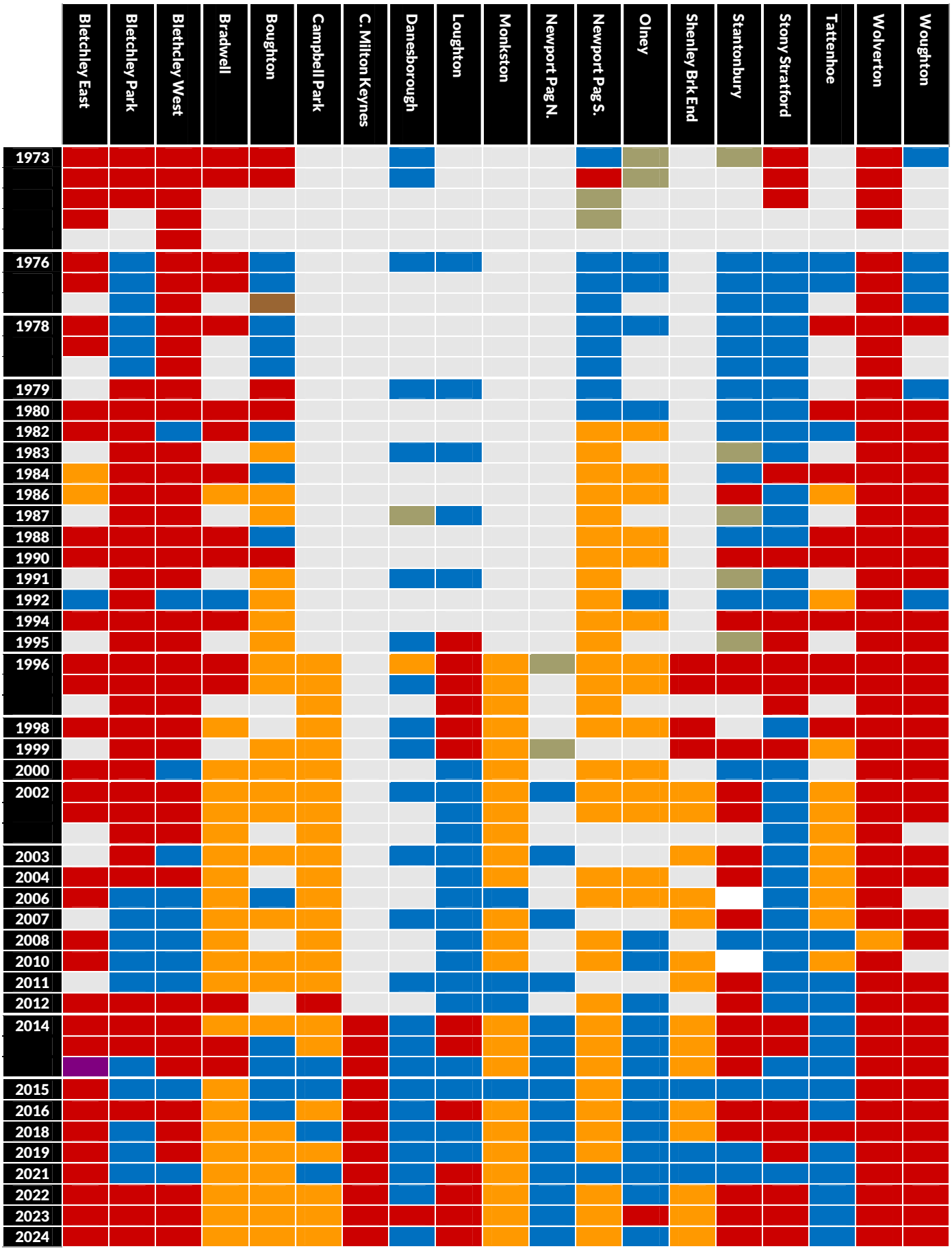

Bletchley East
Buckingham and Bletchley

***Ed Hume**	**Lab**	**1,614**	**55.1**	**+12.5**
James R.A. Marlow	Con	604	20.6	- 16.9
Ron Haine	Ind	316	10.8	
Axel H. Segebrecht	Grn	228	7.8	- 0.7
Sean D. McCabe	LD	166	5.7	+ 2.9

Bletchley Park
GAIN

Buckingham and Bletchley

Ayesha Khanom	**Lab**	**1,532**	**45.9**	**+ 7.5**
*Mo Imran	Con	1,171	35.1	- 15.5
Michael J. Sheppard	Grn	337	10.1	+ 2.4
Timothy I. Gomm	LD	297	8.9	

Bletchley West
GAIN

Buckingham and Bletchley

Hannah O'Neill	**Lab**	**1,492**	**49.0**	**+ 7.7**
*Adam J. Rolfe	Con	1,129	37.0	- 11.1
Marcello Bianco	Grn	232	7.6	+ 3.0
Benjaming J. Edwards	LD	195	6.4	+ 3.0

Bradwell
Milton Keynes North

***Marie Bradburn**	**LD**	**1,532**	**53.8**	**+ 1.9**
Mustapha Zamaan	Lab	709	24.9	+ 3.7
Krishna Panthula	Con	392	13.8	- 6.9
Lucy R. Bjorck	Grn	213	7.5	+ 1.3

Broughton
Milton Keynes Central

***Uroy D. Clarke**	**LD**	**1,652**	**46.0**	**+ 3.1**
Rishi Sharda	Con	938	26.1	- 13.9
George Baldock	Lab	767	21.3	+ 4.2
James R. Hadfield	Grn	174	4.8	
Alfres Saint-Clair	Her	64	1.8	

Campbell Park and Old Woughton
GAIN

Milton Keynes Central

Graham Eaton	**LD**	**1,263**	**37.0**	**+ 2.1**
*Charlotte A.D. Hall	Con	1,107	32.4	- 10.1
Matt Curtis	Lab	835	24.5	+ 7.1
Carol Barac	Grn	209	6.1	+ 1.0

Central Milton Keynes
Milton Keynes Central

Martin R. Petchey	**Lab**	**1,383**	**53.9**	**+ 8.4**
Brian T, Hingley	Con	664	25.9	- 3.9
Russell F. Houchin	LD	293	11.4	+ 1.5
Joe French	Grn	224	8.7	- 0.3

Danesborough and Walton
Milton Keynes Central

***Victoria S. Hopkins**	**Con**	**1,990**	**47.3**	**- 10.4**
Rukhsana Malik	Lab	1,525	36.2	+16.6
Peter W. Skelton	Grn	423	10.0	- 3.5
Edis Bevan	LD	272	6.5	- 2.8

Loughton and Shenley
Milton Keynes Central

Mandy Legg	**Lab**	**1,457**	**44.9**	**- 3.7**
Rajeev Sharma	Con	1,214	37.4	- 5.0
Garrath Green	LD	251	7.7	+ 3.1
Timothy Lee	Grn	174	5.4	+ 0.9
Ray Brady	Ind	152	4.7	

Monkston
Milton Keynes Central

Duncan Banks	**LD**	**1,118**	**44.1**	**- 8.4**
Monica S. Dowling	Lab	623	24.6	+ 5.2
Devin Hindry	Con	500	19.7	- 7.4
Vanessa Skelton	Grn	185	7.3	
Taimyr Pouaty	Ind	109	4.3	

Newport Pagnell North and Hanslope
Milton Keynes North

***Chris Wardle**	**Con**	**1,672**	**48.3**	**- 8.3**
Scott Humphries	LD	796	23.0	+ 1.5
Carol Wood	Lab	776	22.4	+ 6.2
Jason S. Down	Grn	220	6.4	

Newport Pagnell South
GAIN

Milton Keynes North

Tony Oyakhire	**LD**	**1,263**	**46.2**	**+ 8.1**
Jamie L. Rossiter	Con	685	25.1	- 17.1
Saskia Soden	Lab	621	22.7	+ 8.8
Conner Hughes	Grn	162	5.9	+ 0.2

Olney
Milton Keynes North

***Keith D. McLean**	**Con**	**2,234**	**52.7**	**- 8.6**
Dan Rowland	Lab	1,505	35.5	+10.8
Catherine J. Rose	Grn	387	9.1	- 0.8
Rebecca A. Cave	LD	110	2.6	- 1.6

Shenley Brook End
Milton Keynes Central

Saleena Raja	**LD**	**1,379**	**43.3**	**+10.8**
Ketan Kadakia	Con	1,013	31.8	- 10.0
Mike Kasibo	Lab	611	19.2	- 1.2
Dominic J.M. Taylor	Grn	185	5.8	+ 0.4

Stantonbury
GAIN

Milton Keynes North

Victoria Bamisile	**Lab**	**1,652**	**49.5**	**+ 7.8**
Amanda Marlow	Con	706	21.1	- 24.6
Sean Porter	Ref	422	12.6	
Gary N. Lloyd	Grn	304	9.1	+ 1.2
Greg Duffield	LD	255	7.6	+ 2.9

Stony Stratford
GAIN

Milton Keynes North

***Joe Hearnshaw**	**Lab**	**2,077**	**50.9**	**+ 8.0**
Denise Brunning	Con	1,389	34.0	- 9.9
Richard M. Greenwood	LD	323	7.9	+ 1.2
Joan C. Hughes	Grn	293	7.2	+ 0.7

Tattenhoe
Buckingham and Bletchley

***Manish M. Verma**	**Con**	**1,566**	**48.9**	**- 2.8**
Christian Durugo	Lab	1,260	39.4	+ 5.0
Geoffrey T. Waggott	Grn	218	6.8	- 2.0
Dominic Dyer	LD	157	4.9	- 0.2

Wolverton
Milton Keynes North

***Ansar B. Hussain**	**Lab**	**1,748**	**57.2**	**+ 5.1**
Edith Bald	Con	541	17.7	- 9.7
Alan H. Francis	Grn	515	16.9	+ 6.9
Rachel Chanalaris	LD	251	8.2	+ 4.5

Woughton and Fishermead
Milton Keynes Central

***Donna J. Fuller**	**Lab**	**1,421**	**63.6**	**+ 5.9**
David G. Caraivan	Con	447	20.0	- 6.1
Tony Coughlan	Grn	217	9.7	- 0.9
Caroline Picking	LD	148	6.6	+ 1.0

Summary of results: Milton Keynes

	Year	Elec	%Poll	Con	Lab	LD	Grn	Ind	Other
Bletchley East	2024	12,968	22.8	20.6	55.1	5.7	7.8	10.8	
	2023	12,471	22.7	25.4	56.8	6.8	5.6		5.5
	2022	12,124	25.6	30.8	52.0	8.9	8.3		
	2021	11,985	30.2	37.5	42.6	2.8	8.5	6.3	2.3
Bletchley Park	2024	11,094	30.4	35.1	45.9	8.9	10.1		
	2023	11,074	31.2	39.5	41.5	6.7	8.2		4.1
	2022	11,148	34.5	43.6	45.5	5.7	5.1		
	2021	11,318	38.2	50.6	38.4		7.7		3.4
Bletchley West	2024	10,129	30.4	37.0	49.0	6.4	7.6		
	2023	10,261	31.4	37.6	44.0	6.8	6.2		5.5
	2022	10,458	35.8	38.0	49.1	4.5	3.8	4.6	
	2021	10,771	37.1	48.1	41.3	3.4	4.8		2.5
Bradwell	2024	9,527	30.1	13.8	24.9	53.8	7.5		
	2023	9,450	30.7	16.5	26.2	57.3			
	2022	9,539	32.3	17.5	24.8	57.7			
	2021	9,724	36.2	20.7	21.2	51.9	6.2		
Broughton	2024	13,506	26.8	26.1	21.3	46.	40.8		1.8
	2023	13,162	27.1	23.0	15.8	50.8			2.4
	2022	12,787	30.3	32.9	16.0	51.1			
	2021	12,539	31.7	40.1	17.1	42.9			
Campbell Park and Old Woughton	2024	9,905	34.7	32.4	24.5	37.0	6.1		
	2023	9,879	35.9	29.2	17.4	48.0	5.5		
	2022	9,887	39.0	36.6	18.7	44.7			
	2021	9,890	42.4	42.5	17.4	34.9	5.1		4.2
Central Milton Keynes	2024	10,930	23.7	25.9	53.9	11.4	8.7		
	2023	10,395	22.6	24.6	50.2	14.6	10.6		
	2022	10,160	25.1	25.6	54.2	20.2			
	2021	10,155	30.0	29.8	45.5	9.9	9.0	5.7	
Danesborough and Walton	2024	12,743	33.3	47.3	36.2	6.5	10.0		
	2023	11,725	33.6	36.9	41.1	7.1	10.4		4.4
	2022	10,612	33.5	49.9	26.0		12.8		
	2021	10,194	36.6	57.7	19.6	9.3	13.5		
Loughton and Shenley	2024	9,972	32.7	37.4	44.9	7.7	5.4	4.7	
	2023	9,908	34.6	38.6	48.5	7.7	5.2		
	2022	9,986	41.6	37.8	51.9	5.6	4.7		
	2021	10,082	43.3	42.4	48.6	4.6	4.5		
Monkston	2024	9,184	27.8	19.7	24.6	44.1	7.3	4.3	
	2023	9,183	26.9	22.2	19.1	51.6	7.1		
	2022	9,142	29.2	22.4	19.6	58.0			
	2021	9,232	31.3	28.1	19.4	52.5			
Newport Pagnell North and Hanslope	2024	10,096	34.6	48.3	22.4	23.0	6.4		
	2023	9,898	37.1	44.5	20.2	31.8			3.5
	2022	9,812	36.2	46.8	21.7	18.5	7.0		6.1
	2021	9,973	39.5	56.6	16.2	21.5			5.7
Newport Pagnell South	2024	8,833	31.2	25.1	22.7	46.2	5.9		
	2023	8,853	36.3	34.3	15.9	46.1			3.7
	2022	9,027	35.8	33.3	16.2	50.5			
	2021	9,281	39.2	42.2	13.9	38.1	5.7		
Olney	2024	10,030	42.4	52.7	35.5	2.6	9.1		
	2023	9,776	43.5	43.9	44.7	3.1	5.5		2.8
	2022	9,662	41.8	40.3	18.6		21.1	20.0	
	2021	9,778	48.2	61.3	24.7	4.2	9.9		
Shenley Brook End	2024	9,428	34.1	31.8	19.2	43.3	5.8		
	2023	9,467	32.4	38.6	17.3	38.7	5.4		
	2022	9,552	33.9	34.7	19.0	46.3			
	2021	9,670	37.5	41.8	20.4	32.5	5.4		

	Year	Elec	%Poll	Con	Lab	LD	Grn	Ind	Other
Stantonbury	2024	11,090	30.3	21.1	49.5	7.6	9.1		12.6
	2023	11,073	31.5	32.2	50.6	8.2	9.0		
	2022	11,153	35.9	38.2	46.2	7.3	8.4		
	2021	11,355	39.8	45.7	41.7	4.7	7.9		
Stony Stratford	2024	12,428	33.1	34.0	50.9	7.9	7.2		
	2023	11,919	34.1	36.8	46.2	10.0	6.9		
	2022	11,551	37.8	34.9	52.8	6.6	5.7		
	2021	11,349	40.7	43.9	42.9	6.7	6.5		
Tattenhoe	2024	9,182	35.1	48.9	39.4	5.9	6.8		
	2023	8,816	33.2	45.7	40.6	4.7	7.0		2.0
	2022	8,644	31.2	43.7	37.0	9.3	10.0		
	2021	8,673	36.2	51.7	34.4	5.1	8.8		
Wolverton	2024	10,855	28.3	17.7	57.2	8.2	16.9		
	2023	10,823	29.3	19.4	62.2	6.6	11.8		
	2022	10,826	31.8	22.7	59.7	5.2	12.4		
	2021	11,096	34.4	26.8	52.1	3.7	10.0	5.9	1.6
Woughton and Fishermead	2024	11,710	19.2	20.0	63.6	6.6	9.7		
	2023	11,493	18.5	18.0	65.3	8.8	7.9		
	2022	11,467	21.3	20.2	69.9	9.9			
	2021	11,531	25.0	26.1	57.7	5.6	10.6		

Mole Valley

0 ▼1	2	0 ◆	0	11 ▲1	31	0 ◆	0	2 ◆	6

Liberal Democrats retain control - majority: 23 seats

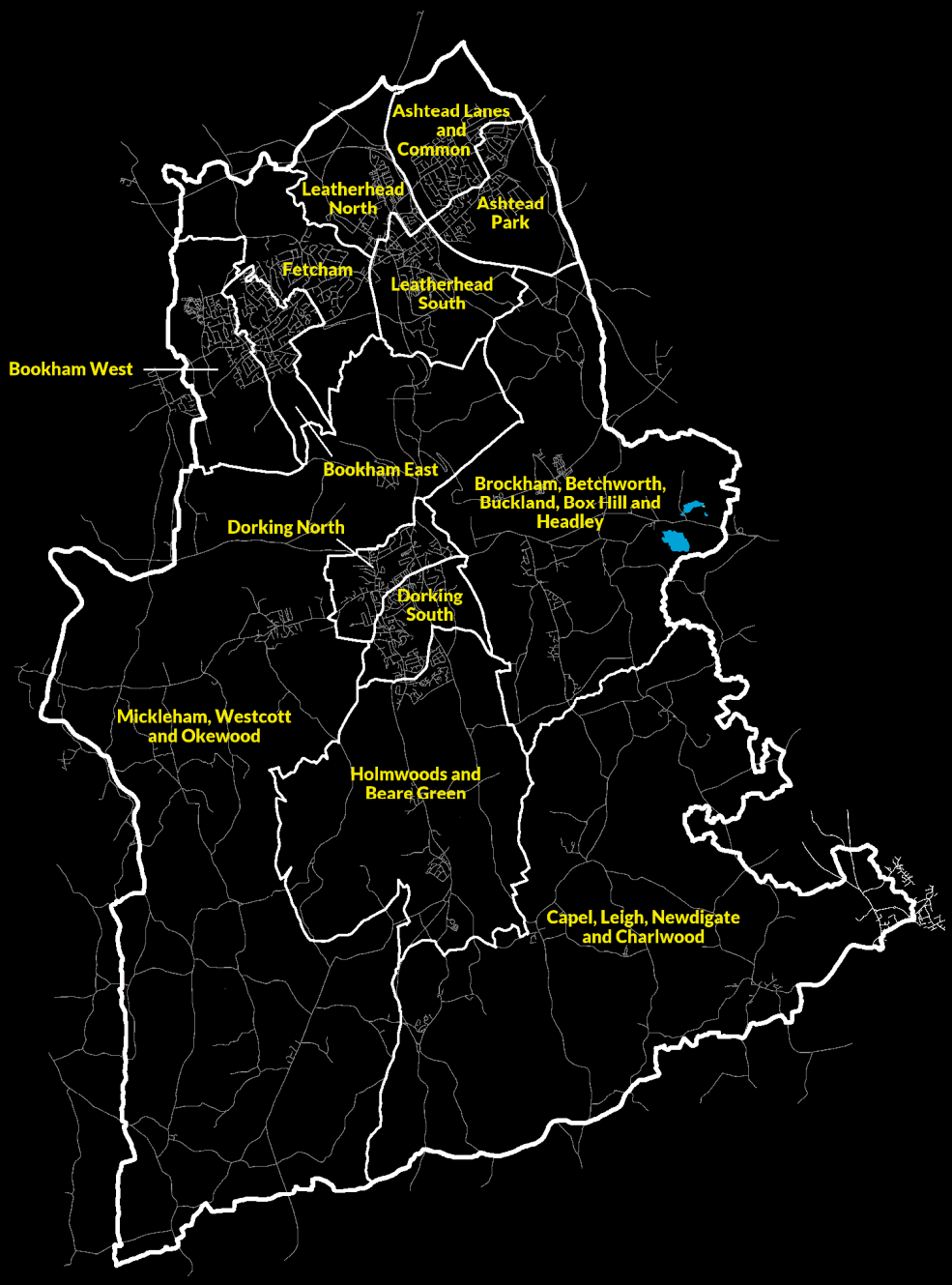



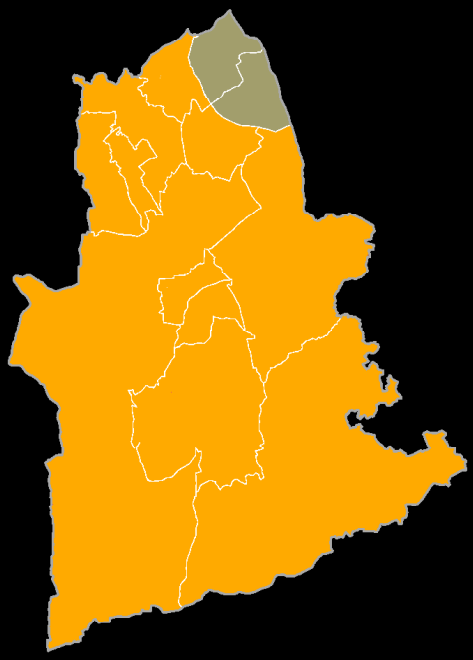

Electoral history of Mole Valley

	seats	%votes	seats	%votes	seats	%votes	seats	%votes	Total	Majority	
2024	2	25.1	0	6.5	31	47.8	6	20.4	13	23	●
2023	3	26.6	0	4.4	30	44.0	6	24.9	39	21	●
2022	10	32.4	0	3.6	24	45.3	7	18.7	14	7	●
2021	12	38.1	0	5.9	22	36.9	7	19.1	13	3	●
2019	12	24.5	0	3.9	22	50.4	7	21.3	14	3	●
2018	22	37.1	0	6.6	12	37.6	7	18.8	14	3	●
2016	24	36.5	0	5.3	10	29.8	7	28.3	13	7	●
2015	25	46.3	0	3.5	10	28.5	6	21.7	15		
2014	19	37.7	0	3.4	15	27.2	7	31.7	14		
2012	16	39.4	0	5.3	19	30.8	6	24.5	13		
2011	17	46.3	0	4.4	18	53.5	6	13.0	14		
2010	18	42.7	0	2.7	17	37.3	6	17.3	14		
2008	22	47.0	0	0.4	16	34.1	3	18.5	13	3	●
2007	22	48.4	0	3.1	16	39.4	3	9.1	14	3	●
2006	22	48.3	0	4.7	16	34.4	3	12.7	14	3	●
2004	19	44.9	0	7.9	17	33.9	5	13.3	13		
2003	19	44.7	1	6.2	15	44.6	6	4.4	14		
2002	18	42.3	1	7.3	15	39.2	7	11.2	14		
2000	19	48.9	1	6.7	14	34.8	7	9.6	41		
1999	17	45.4	1	8.6	16	33.4	7	12.7	14		
1998	14	38.1	2	6.9	16	41.8	9	13.2	13		
1996	11	33.6	2	8.0	19	41.7	9	16.7	14		
1995	11	30.8	2	7.7	20	42.2	8	18.7	14		
1994	11	29.7	1	7.5	21	48.4	8	14.5	13	1	●
1992	14	39.5	1	5.6	17	41.1	9	13.8	14		
1991	13	35	1	7.6	15	40.2	12	17.2	15		
1990	14	28.6	1	13.5	12	31.4	14	26.4	13		
1988	17	30.9	1	10.1	9	34.8	14	24.2	14		
1987	15	29.7	1	10.1	11	32.0	14	28.2	14		
1986	15	37.1	1	9.8	9	35.7	16	17.4	13		
1984	17	27.5	1	9.9	7	32.2	16	30.3	14		
1983	15	36.0	1	8.0	5	29.9	20	26.0	14		
1982	16	45.3	1	3.8	4	27.1	20	23.9	13		
1980	16	37.5	1	13.0	2	17.5	22	32.0	14	3	●
1979	19	42.8	1	15.5	2	12.2	19	29.5	14		
1978	20	44.5	1	8.3	2	10.8	20	36.5	13		
1976	18	29.6	1	12.0	2	28.9	20	29.5	41		
1973	16	34.8	2	16.0	5	30.4	18	18.8	41		

Ward history of Mole Valley

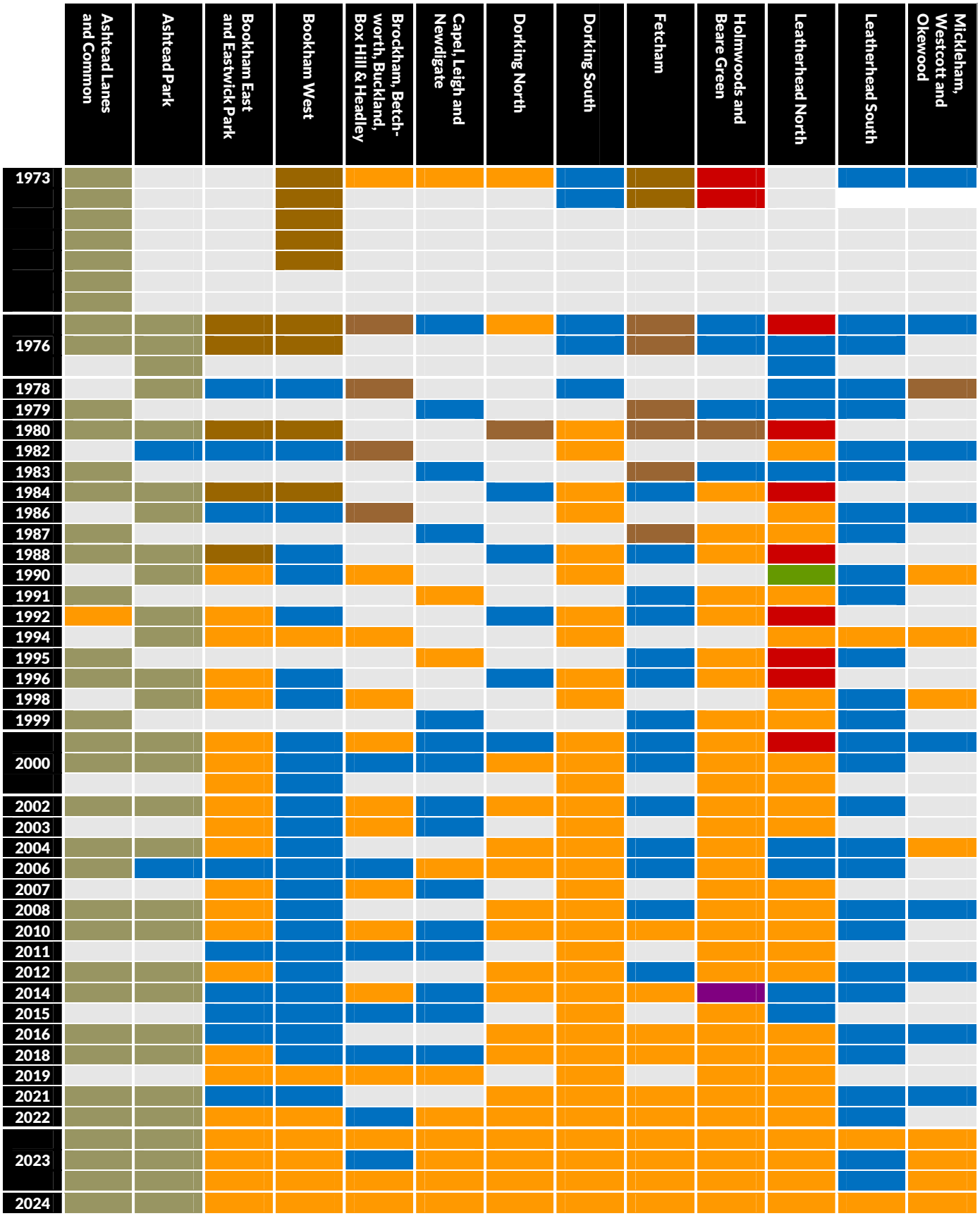

Ashtead Lanes and Common
Epsom and Ewell

Andy Smith	**Ind**	**1,437**	**58.9**	**- 3.2**
Jolanta M. Waugh	LD	450	18.4	+ 0.8
Lynn Walker	Con	259	10.6	- 0.2
Susan Gilchrist	Lab	164	6.7	- 2.8
Emily J. Stewart	Grn	130	5.3	

Ashtead Park
Epsom and Ewell

***Gerry Sevenoaks**	**Ind**	**1,098**	**57.0**	**- 11.4**
Philippa R. Shimmin	LD	375	19.5	+10.8
Howard P. Jones	Con	368	19.1	+ 9.1
Sally J. Stewart	Grn	84	4.4	- 3.5

Bookham East and Eastwick Park
Dorking and Horley

***Andrew H. Matthews**	**LD**	**1,426**	**62.6**	**+ 5.0**
Louise Calland	Con	696	30.5	- 2.3
Penny Green	Grn	101	4.4	- 2.2
William Mansfield	Lab	56	2.5	- 0.5

Bookham West
Dorking and Horley

***Christine M. Miller**	**LD**	**1,234**	**60.6**	**+ 1.1**
Beccy Gunn	Con	564	27.7	- 0.9
Fiona L. Case	Grn	138	6.8	- 5.0
Timothy J. Kent	Lab	100	4.9	

Brockham, Betchworth, Buckland, Box Hill and Headley
Dorking and Horley

***Paula H. Keay**	**LD**	**1,052**	**50.2**
Radia A. Kesseiri	Con	617	29.4
Peter H. Butterworth	Grn	245	11.7
Noel E. Humphrey	Lab	182	8.7

Capel, Leigh, Newdigate and Charlwood
Dorking and Horley

Kirstie Havard	**LD**	**857**	**42.8**	**+ 2.4**
David McCorquodale	Con	658	32.9	+ 0.6
Lisa C. Scott	Grn	400	20.0	+ 8.7
Mick Hay	Lab	86	4.3	

Capel, Leigh, Newdigate and Charlwood by-election

Dineke van den Bogerd	**LD**	**763**	**53.7**
Mark S. Saunders	Con	657	46.3

Dorking North
Dorking and Horley

***Elsie Rosam**	**LD**	**1,186**	**49.6**	**+ 1.7**
Chris Crook	Grn	608	25.4	- 1.9
Lucy V.H. Botting	Con	300	12.5	+ 1.3
Clare M. Mansfield	Lab	297	12.4	- 1.2

Dorking South
Dorking and Horley

***Nick Wright**	**LD**	**1,236**	**58.8**	**- 2.0**
Michael Foulston	Con	343	16.3	- 3.1
Molly I. Crook	Grn	301	14.3	- 5.5
Kev Stroud	Lab	222	10.6	

Fetcham
Dorking and Horley

***Caroline V. Joseph**	**LD**	**1,276**	**58.3**	**+ 2.2**
Paul M. Austin	Con	686	31.3	+ 1.1
Joanna K. Sherring	Grn	139	6.3	- 1.4
Beatriz Heath	Lab	88	4.0	- 2.1

Holmwoods and Beare Green
Dorking and Horley

***Clayton J. Wellman**	**LD**	**832**	**45.4**	**- 3.7**
Michelle Watson	Con	550	30.0	- 1.2
Simon Keats	Ref	186	10.1	
John F. Roche	Grn	152	8.3	- 2.6
Christine M. Foster	Lab	113	6.2	- 2.6

Leatherhead North
Epsom and Ewell

***Benjamin Wear**	**LD**	**671**	**51.9**	**- 0.4**
Alan W. Gibbs	Con	327	25.3	- 1.2
Chloe M. Roper	Lab	195	15.1	
Gregory A. Smith	Grn	100	7.7	- 13.5

Leatherhead South
GAIN

Epsom and Ewell

Gareth J. Parsons	**LD**	**970**	**49.0**	**+ 9.5**
Tim Hall	Con	714	36.1	- 3.4
Ann Clark	Lab	164	8.3	- 1.8
Melissa J. Awcock	Grn	131	6.6	- 4.3

Mickleham, Westcott and Okewood
Dorking and Horley

***Leah R. Mursaleen-Plank**	**LD**	**1,153**	**57.0**	**+ 4.7**
David Mir	Con	603	29.8	- 3.4
James J.L. Poke	Grn	193	9.5	- 5.1
James R. Stringer	Lab	73	3.6	

Summary of results: Mole Valley

	Year	Elec	%Poll	Con	Lab	LD	Grn	Ind	Other
Ashtead Lanes and Common	2024	4,751	41.1	10.6	6.7	18.4	5.3	58.9	
	2023	5,937	41.9	10.8	9.5	17.6		62.1	
Ashtead Common	2022	3,155	43.0	14.9		14.8	9.2	61.1	
	2021	3,200	42.3	19.0	8.6	9.1		63.3	
Ashtead Park	2024	4,279	38.2	19.1		19.5	4.4	57.0	
	2023	5,468	42.0	10.0	5.4	8.7	7.5	68.4	
	2022	3,430	41.3	25.9		10.0		64.1	
	2021	3,453	42.3	27.7	4.6	7.6	5.4	54.7	
Bookham East and Eastwick Park	2024	3,514	47.0	30.5	2.5	62.6	4.4		
	2023	4,892	53.3	32.8	3.0	57.6	6.6		
Bookham South	2021	4,546	48.7	32.6		61.1	6.3		
	2019	4,532	52.6	47.0	3.1	43.7	5.0		1.1
Bookham West	2024	3,812	41.2	27.7	4.9	60.6	6.8		
	2023	4,982	44.4	28.6		59.5	11.8		
Bookham North	2021	4,703	50.2	33.5		60.6	5.9		
	2019	4,730	49.2	49.5	2.9	40.3	5.4		1.9
Brockham, Betchworth, Buckland,	2024	4,142	41.0	29.4	8.7	50.2	11.7		
Box Hill and Headley	2023	5,197	44.4	37.8		50.9	11.3		
Brockham, Betchworth and Buckland	2021	3,596	47.1	57.7	3.9	31.1	7.3		
	2019	3,601	48.2	37.0	2.0	45.8	15.1		1.9
Capel, Leigh, Newdigate and Charlwood	2024	4,196	38.6	32.9	4.3	42.8	20.0		
	2023	5,288	40.0	32.3	3.2	40.4	24.2		
Capel, Leigh and Newdigate	2021	3,417	48.9	44.5		48.7	6.8		
	2019	3,303	49.8	35.7		50.9	4.0		9.4
Dorking North	2024	4,534	43.5	12.5	12.4	49.6	25.4		
	2023	5,504	44.1	11.2	13.6	47.9	27.3		
	2021	3,446	44.4	16.1	6.1	57.9	19.9		
	2019	3,438	46.2	21.0	6.7	59.6	12.8		
Dorking South	2024	4,636	37.5	16.3	10.6	58.8	14.3		
	2023	5,721	38.2	19.4		60.8	19.8		
	2021	5,689	43.3	18.2	7.6	61.4	12.8		
	2019	5,703	45.8	25.3	7.3	55.9	11.5		
Fetcham	2024	4,286	40.5	31.3	4.0	58.3	6.3		
	2023	5,553	43.9	30.2	6.1	56.1	7.7		
Fetcham West	2021	3,207	49.4	34.2		65.8			
	2019	3,205	49.6	39.3	2.5	58.2			
Holmwoods and Beare Green	2024	4,141	36.8	30.0	6.2	45.4	8.3		10.1
	2023	4,982	36.8	31.2	8.8	49.1	10.9		
Holmwoods	2021	4,694	35.5	33.0	6.9	60.2			
	2019	4,756	38.0	37.0	5.9	50.6	6.5		
Leatherhead North	2024	3,773	29.1	25.3	15.1	51.9	7.7		
	2023	4,493	27.2	26.5		52.3	21.2		
	2021	5,486	33.3	31.8	8.0	54.3		5.9	
	2019	5,503	34.4	41.5	11.4	47.1			
Leatherhead South	2024	3,571	44.0	36.1	8.3	49.0	6.6		
	2023	4,468	44.0	39.5	10.1	39.5	10.9		
	2021	3,412	42.8	46.7	8.1	37.1	8.1		
	2019	3,474	44.9	56.5	9.5	25.1	8.8		
Mickleham, Westcott and Okewood	2024	4,157	39.3	29.8	3.6	57.0	9.5		
Westcott	2023	5,228	42.6	33.2		52.3	14.6		
	2021	1,819	50.9	61.8	3.9	23.9	9.5		0.9
	2019	1,783	48.4	66.4	4.1	18.3	4.6		6.6

Newcastle upon Tyne

1	1	15	47	6	22	2	2	2	6	0	0
▲1		▼2		◆		▲2		◆		▼1	

Labour retain control - majority: 16 seats

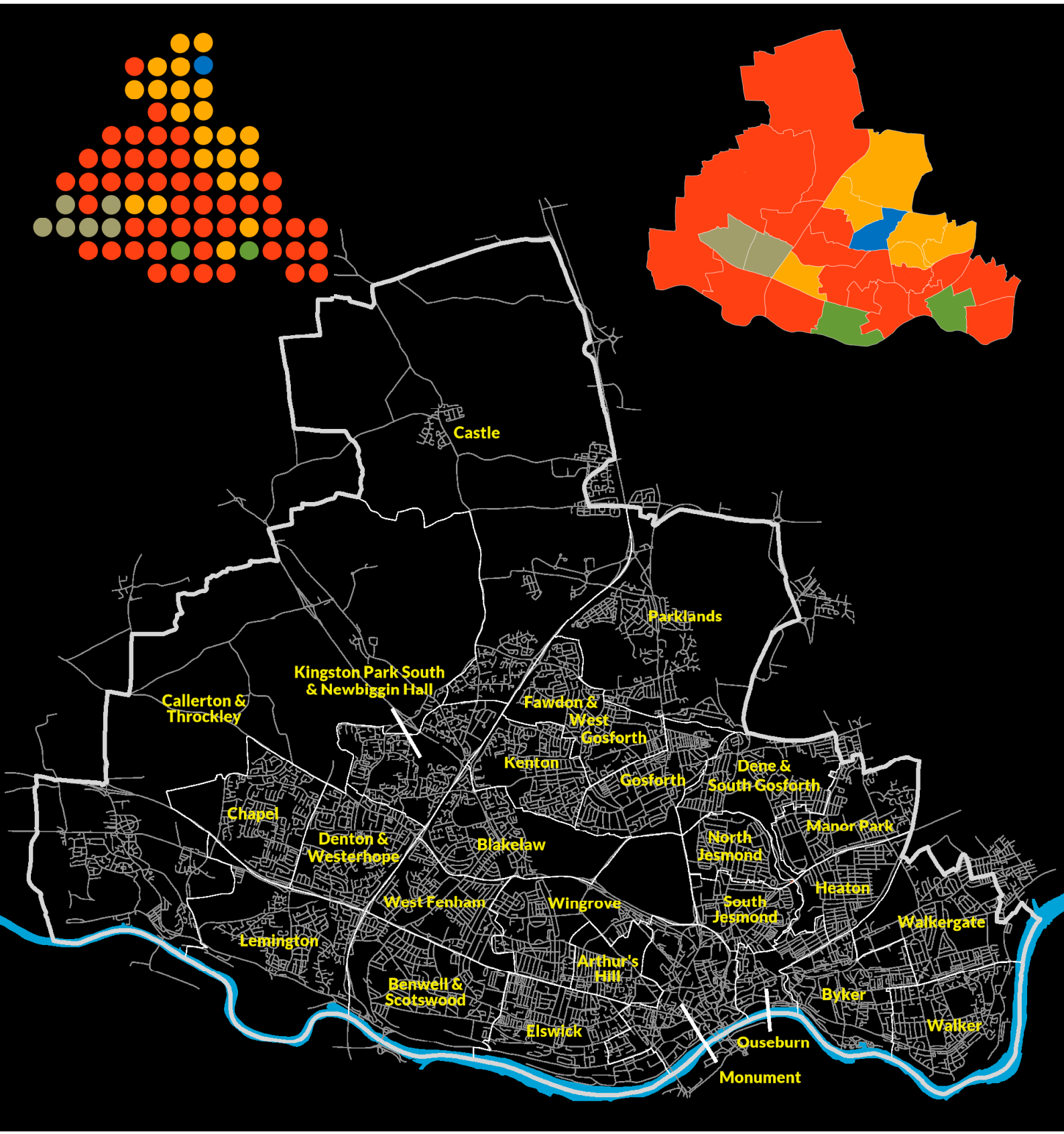

Electoral history of Newcastle upon Tyne

	seats	%votes	seats	%votes	seats	%votes	seats	%votes	Total	Majority	
2024	1	10.6	47	41.1	22	23.5	8	24.9	26	16	●
2023	0	11.8	49	42.1	22	26.6	7	19.6	26	20	●
2022	0	13.3	51	43.6	21	24.0	6	19.1	26	24	●
2021	0	17.4	52	40.0	20	20.8	6	21.8	26	26	●
2019	0	11.8	54	39.0	20	23.4	4	25.8	26	30	●
2018	0	14.9	56	42.2	19	22.5	3	20.5	78	34	●
2016	0	8.9	55	45.5	20	22.8	3	22.8	26	32	●
2015	0	13.6	53	44.4	22	17.8	3	24.2	26	28	●
2014	0	9.9	52	45.0	24	21.7	2	20.5	26	26	●
2012	0	7.6	51	51.2	26	27.7	1	13.5	26	24	●
2011	0	11.1	44	50.7	33	29.9	1	8.3	26	10	●
2010	0	14.5	34	38.9	42	38.2	2	8.5	26	6	●
2008	0	13.4	29	31.8	49	45.8	0	9.1	26	20	●
2007	0	12.2	32	34.1	46	46.1	0	7.6	26	14	●
2006	0	9.5	29	35.5	49	47.8	0	7.2	26	20	●
2004	0	14.9	30	33.8	48	42.3	0	9.0	78	18	●
2003	0	14.3	54	43.2	24	35.9	0	6.7	27	30	●
2002	0	15.6	58	44.2	20	35.9	0	4.3	26	38	●
2000	0	18.0	62	43.7	16	33.3	0	5.0	26	46	●
1999	0	14.0	64	49.9	14	32.5	0	3.6	26	50	●
1998	0	15.7	65	51.6	13	30.1	0	2.5	26	52	●
1996	0	14.6	65	57.2	13	28.6	0	1.6	26	52	●
1995	2	12.9	63	62.0	13	23.4	0	1.8	26	48	●
1994	5	14.9	59	52.6	14	26.8	0	5.7	26	40	●
1992	6	29.0	61	44.2	11	23.2	0	3.6	26	44	●
1991	4	23.4	64	48.7	10	25.1	0	4.6	26	50	●
1990	4	20.5	63	58.2	10	16.4	1	4.9	26	48	●
1988	6	25.9	60	53.7	11	19.5	1	0.9	26	42	●
1987	13	26.1	52	46.1	13	27.0	0	0.8	26	26	●
1986	16	23.9	51	49.8	11	25.9	0	0.5	26	24	●
1984	22	28.8	45	45.4	11	24.6	0	1.2	26	12	●
1983	24	32.8	44	44.8	9	22.1	1	0.2	26	10	●
1982	27	30.5	41	37.3	9	30.7	1	1.5	26	4	●
1980	29	37.4	43	47.3	4	12.6	2	2.9	26	8	●
1979	31	39.1	42	50.2	3	9.3	2	1.4	26	6	●
1978	33	45.6	40	42.9	3	8.4	2	3.0	26	2	●
1976	29	42.9	44	42.0	3	13.0	2	2.1	26	10	●
1975	27	44.7	47	39.5	2	12.7	2	3.1	26	16	●
1973	23	41.0	51	52.1	1	2.8	3	4.1	78	24	●

Ward history of Newcastle upon Tyne

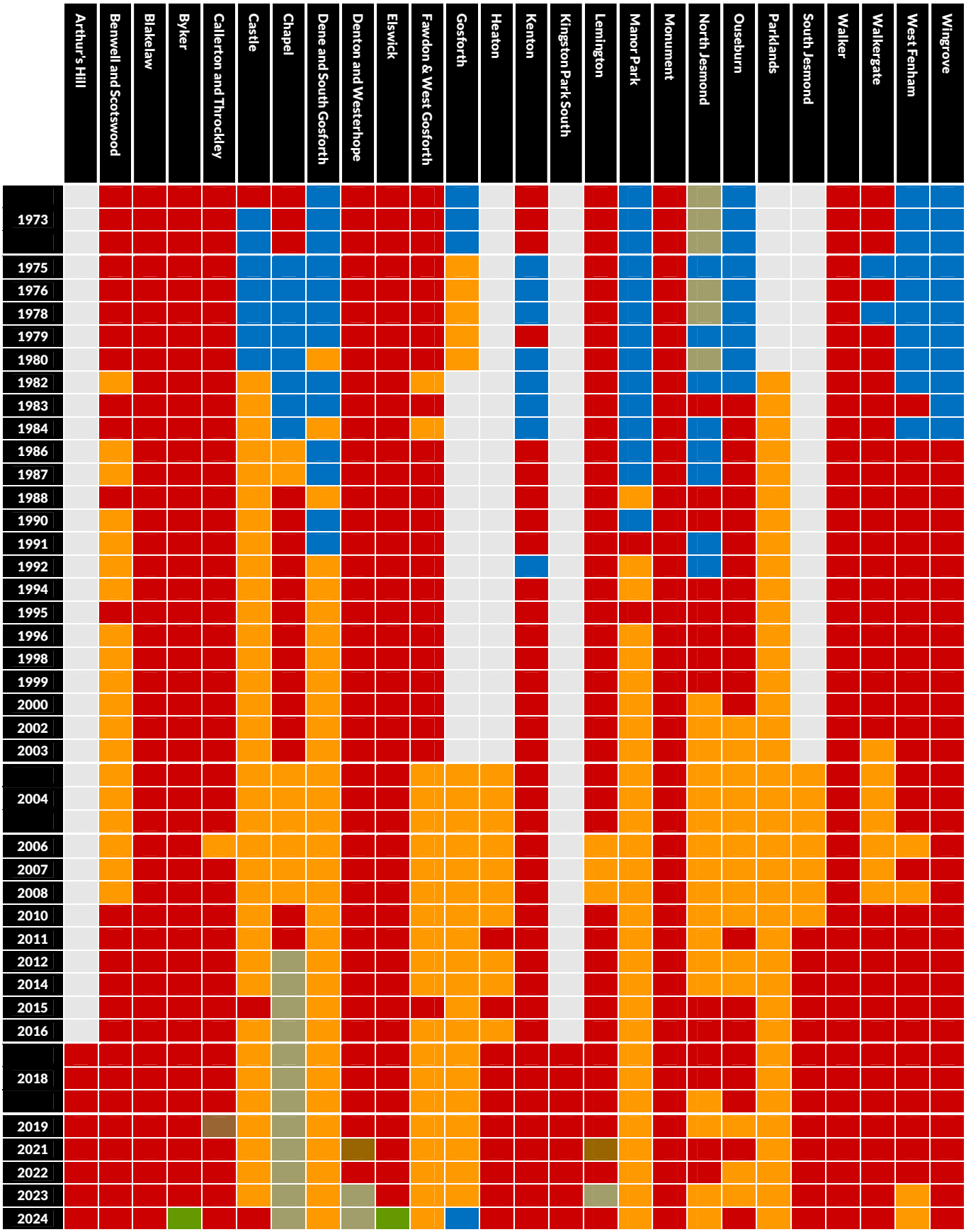

Arthur's Hill
Newcastle Central and West

***Stephen A. Powers**	**Lab**	**819**	**50.5**	**- 17.1**
Rowshon Uddin	Ind	396	24.4	
Alistair C. Ford	Grn	223	13.7	+ 5.6
Maria Manco	Con	113	7.0	- 5.3
Christopher T. Howden	LD	71	4.4	+ 0.6

Benwell and Scotswood
Newcastle Central and West

***Rob Higgins**	**Lab**	**1,659**	**61.2**	**+ 3.5**
David C. McGovern	Ind	412	15.2	
Ronald P. Thompson	Con	278	10.2	- 16.7
Lee Irving	Grn	226	8.3	+ 4.5
Hans C.I. Andersen	LD	138	5.1	+ 1.8

Blakelaw
Newcastle Central and West

***Marion Y. Williams**	**Lab**	**1,215**	**63.7**	**+14.9**
Thomas Lian-Hoare	Con	261	13.7	- 5.8
James P. Milne	Grn	243	12.7	+ 6.7
Bill Shepherd	LD	188	9.9	+ 6.3

Byker
GAIN

Newcastle East and Wallsend

Nick Hartley	**Grn**	**1,291**	**56.8**	**+42.2**
Carly Walker-Dawson	Lab	808	35.6	- 22.3
Jamie Hampton	Con	115	5.1	- 17.1
Mark Ridyard	LD	57	2.5	- 2.8

Callerton and Throckley
Hexham

***Linda I. Wright**	**Lab**	**1,535**	**50.8**	**+ 7.0**
Alexis Fernandes	Con	775	25.6	+ 6.6
Idwal John	Grn	475	15.7	+ 4.8
Richard Morris	LD	239	7.9	+ 1.2

Castle
GAIN

34% Cramington & Killingworth, 66%Newcastle N.

Andrew E. Herridge	**Lab**	**1,509**	**40.3**	**+12.6**
Jamie Robinson	LD	1,422	37.9	- 3.2
Daniel A. Burnett	Con	463	12.4	- 7.3
Andrew Thorp	Grn	354	9.4	+ 4.1

Chapel
Newcastle Central and West

***Lawrence Hunter**	**Ind**	**2,401**	**70.5**	**+ 4.6**
Bill Purvis	Lab	588	17.3	+ 3.4
Ian W. Forster	Con	240	7.1	- 8.3
Judith L. Steen	LD	100	2.9	+ 0.8
Philip H. Brookes	Grn	75	2.2	- 0.5

Dene and South Gosforth
Newcastle North

***Karen L. Robinson**	**LD**	**1,699**	**46.2**	**+ 1.1**
Hilary Franks	Lab	1,181	32.1	+ 2.2
Laurence Taylor	Grn	509	13.9	+ 1.0
Gerry Langley	Con	285	7.8	- 3.3

Denton and Westerhope
GAIN

Newcastle Central and West

***Tracey A. Mitchell**	**Ind**	**1,232**	**45.7**	
Vince Barry-Stanners	Lab	1,112	41.2	+ 7.8
Jack Luke	Con	166	6.2	- 9.3
William Whitaker	Grn	102	3.8	+ 1.5
Elizabeth Dicken	LD	86	3.2	

Elswick
GAIN

Newcastle Central and West

Khaled Musharraf	**Grn**	**1,190**	**45.4**	**+35.7**
*Nicu Ion	Lab	1,083	41.3	- 24.7
Tom Horgan Davison	Con	231	8.8	- 9.2
Hamed Aghajani	LD	117	4.5	- 1.8

Fawdon and West Gosforth
Newcastle North

John Hall	**LD**	**1,604**	**55.2**	**+ 5.6**
Gordana Vasic Franklin	Lab	684	23.5	- 2.3
Roger G, Whittaker	Grn	395	13.6	+ 7.3
Maria Piazza	Con	223	7.7	- 10.6

Fawdon and West Gosforth by-election

Rob Austen	**LD**	**1,530**	**65.0**
Asad U. Syed	Lab	625	26.5
Alexander McMullen	Con	200	8.5

Gosforth
GAIN

Newcastle North

Doc Anand	**Con**	**1,399**	**33.7**	**+ 6.8**
Tahir Siddique	LD	1,288	31.0	- 3.5
Michael G. Bell	Lab	952	22.9	- 0.9
Frances C. Hinton	Grn	350	8.4	- 1.8
Brian D. Moore	NEP	160	3.9	

Heaton
Newcastle East and Wallsend

***Clare Penny-Evans**	**Lab**	**1,543**	**44.5**	**- 4.6**
Andrew Gray	Grn	671	19.4	- 0.9
Chandni Chopra	Ind	525	15.1	
Tom Appleby	LD	494	14.3	- 4.3
John G. Dobie	Con	162	4.7	- 4.4
Steve Handford	Comm	71	2.0	+ 0.9

Kenton
Newcastle North

***Stephen M. Lambert**	**Lab**	**1,647**	**65.3**	**+12.2**
Craig M. Austin	LD	332	13.2	- 1.5
Adam C. Jackson	Grn	274	10.9	+ 2.8
Zak Mudie	Con	192	7.6	- 14.0
Nick Fray	TUSC	78	3.1	+ 0.6

Kingston Park South and Newbiggin Hall
81% Newcastle Central & W., 19% Newcastle N.

***Alexander G. Hay**	**Lab**	**1,364**	**65.0**	**+15.2**
Amy L. Laverick	Con	345	16.4	- 16.3
David A.R. Partington	LD	243	11.6	+ 6.7
Tahir Mahmood	Grn	147	7.0	+ 3.1

Lemington
GAIN

Newcastle Central and West

Stephen J. Barry-Stanners	**Lab**	**1,018**	**45.1**	**+11.6**
Zoey D. Saul	Ind	800	35.5	
Jack Donalson	Con	196	8.7	- 4.7
Tracy Connell	LD	122	5.4	+ 3.5
Pat McGee	Grn	119	5.3	+ 2.6

Manor Park
Newcastle East and Wallsend

***Greg M. Stone**	**LD**	**1,816**	**56.4**	**+ 2.7**
Bradley L. Aird	Lab	836	26.0	+ 1.0
Mikle Rabley	Grn	405	12.6	+ 4.6
Antonio Manco	Con	161	5.0	- 6.9

Monument
Newcastle Central and West

Nabeela Ali	**Lab**	**804**	**56.9**	**+ 1.6**
Jessica Whitaker	Grn	343	24.3	+ 7.5
Richard Sanderson	Con	141	10.0	- 9.0
Craig A. Dodd	LD	125	8.8	- 0.1

North Jesmond
GAIN

Newcastle North

James B. Coles	**LD**	**995**	**48.1**	**+12.0**
Killian McCartney	Lab	683	33.0	- 5.4
Shehla Naqvi	Grn	262	12.7	- 1.7
Stephen C. Dawes	Con	127	6.1	- 5.0

Ouseburn
GAIN

Newcastle East and Wallsend

***Alistair S. Chisholm**	**Lab**	**1,054**	**48.4**	**+ 4.3**
Fiona Punchard	LD	762	35.0	- 6.6
Gabriella Leavitt	Grn	318	14.6	+ 4.6
Marie Summersby	Con	44	2.0	- 2.3

Parklands
Newcastle North

***Pauline Allen**	**LD**	**2,207**	**53.0**	**+11.1**
Christopher J. Bartlett	Lab	999	24.0	+ 5.6
Audrey MacNaughton	Grn	548	13.2	+ 3.7
Andrew P. Burnett	Con	409	9.8	- 8.6

Walker
Newcastle East and Wallsend

***David L. Wood**	**Lab**	**1,257**	**69.8**	**+ 3.8**
Alex Walker	Con	232	12.9	- 9.9
Matt Williams	Grn	169	9.4	+ 5.3
Stephen A. Psallidas	LD	143	7.9	+ 4.2

West Fenham
Newcastle Central and West

GAIN

Mark Mitchell	**LD**	**1,250**	**46.9**	**+25.7**
*Ian Tokell	Lab	908	34.0	- 0.2
Tim Dowson	Grn	317	11.9	- 11.4
Syed Ahmed	Con	193	7.2	- 7.9

South Jesmond
Newcastle North

Milo J. Barnett	**Lab**	**900**	**42.1**	**- 7.1**
Aidan J. King	LD	548	25.6	+13.9
Sarah Peters	Grn	454	21.2	+ 5.3
Jennifer G. Mills	Con	183	8.6	- 9.6
Martin P. Evison	SDP	52	2.4	

Walkergate
Newcastle East and Wallsend

***Maureen B. Lowson**	**Lab**	**1,582**	**58.6**	**+ 6.9**
Margaret Montgomery	Grn	471	17.4	+12.2
Stephen Oxborough	Con	324	12.0	- 9.7
Matthew A. Osbourn	LD	323	12.0	- 3.1

Wingrove
Newcastle Central and West

Irim Ali	**Lab**	**1,211**	**39.5**	**- 21.8**
Younes Mohammed	Ind	971	31.7	
John Pearson	Grn	468	15.3	- 3.8
Jarred A.A. Riley	Con	223	7.3	- 7.0
Colin Steen	LD	192	6.3	+ 1.0

Summary of results: Newcastle-upon-Tyne

	Year	Elec	%Poll	Con	Lab	LD	Grn	First	Ind	Other
Arthur's Hill	2024	5,387	30.4	7.0	50.5	4.4	13.7		24.4	
	2023	5,128	23.7	8.9	69.1	4.8	17.2			
	2022	5,943	23.1	9.3	67.3	3.2	11.2	9.0		
	2021	5,541	27.7	12.3	67.6	3.8	8.1	8.2		
Benwell and Scotswood	2024	8,269	33.2	10.2	61.2	5.1	8.3		15.2	
	2023	8,079	31.2	18.9	65.0	8.6	7.5			
	2022	8,129	33.8	21.0	55.4	5.6	8.2	9.7		
	2021	8,101	38.7	26.9	57.7	3.3	3.8	8.3		
Blakelaw	2024	6,955	27.6	13.7	63.7	9.9	12.7			
	2023	6,852	26.2	12.5	59.7	6.8	4.6	16.5		
	2022	7,053	29.1	13.0	59.9	3.7		23.4		
	2021	6,939	31.3	19.5	48.8	3.6	6.0	22.0		
Byker	2024	6,857	33.6	5.1	35.6	2.5	56.8			
	2023	6,644	27.2	7.1	49.4	5.9	37.7			
	2022	7,020	27.4	15.0	65.0	5.7	14.4			
	2021	6,983	32.2	22.2	57.9	5.3	14.6			
Callerton and Throckley	2024	9,093	33.6	25.6	50.8	7.9	15.7			
	2023	8,470	30.7	18.6	41.7	6.5	12.3	20.9		
	2022	7,847	33.2	19.2	44.6	4.4	9.5	22.3		
	2021	7,508	39.5	19.0	43.8	3.7	10.9	22.6		
Castle	2024	11,341	33.4	12.4	40.3	37.9	9.4			
	2023	10,750	29.6	12.8	37.1	43.2	6.9			
	2022	10,248	34.4	12.3	27.4	53.1	5.3			1.9
	2021	9,862	37.7	19.7	27.7	41.1	5.3		6.2	
Chapel	2024	7,565	45.3	7.1	17.3	2.9	2.2		70.5	
	2023	7,499	46.9	5.8	11.9	1.7	1.8		78.8	
	2022	7,484	53.6	4.2	7.7	1.0			85.7	
	2021	7,483	37.7	15.4	13.9	2.1	2.7		65.9	
Dene and South Gosforth	2024	7,366	50.3	7.8	32.1	46.2	13.9			
	2023	7,333	47.1	7.6	35.5	48.2	8.7			
	2022	7,443	49.7	7.5	29.1	54.8	8.6			
	2021	7,568	53.1	12.1	29.9	45.1	12.9			
Denton and Westerhope	2024	8,524	31.8	6.2	41.2	3.2	3.8		45.7	
	2023	8,504	31.8	6.9	40.5	4.0	3.1		45.4	
	2022	8,612	33.9	9.9	47.6	3.6		38.9		
	2021	8,709	52.3	15.5	33.4	2.3	2.3	46.5		
Elswick	2024	7,739	34.2	8.8	41.3	4.5	45.4			
	2023	7,635	25.4	9.4	71.8	4.7	14.1			
	2022	7,780	25.9	12.1	70.4	6.8	10.6			
	2021	7,543	32.4	18.0	66.0	6.3	9.7			
Fawdon and West Gosforth	2024	7,36	35.7	7.7	23.5	55.2	13.6			
	2023	7,351	39.2	10.3	24.1	58.5	7.1			
	2022	7,323	41.4	12.7	27.4	59.9				
	2021	7,401	45.2	18.3	25.8	49.6	6.3			

	Year	Elec	%Poll	Con	Lab	LD	Grn	First	Ind	Other
Gosforth	2024	7,715	54.0	33.7	22.9	31.0	8.4			3.9
	2023	7,596	52.9	33.3	21.8	39.0	5.9			
	2022	7,718	53.1	30.7	21.9	38.8	7.2			1.4
	2021	7,804	55.0	26.9	23.8	34.5	10.2		4.7	
Heaton	2024	7,497	46.4	4.7	44.5	14.3	19.4		15.1	2.0
	2023	7,171	39.6	5.5	49.0	21.1	22.1			2.3
	2022	7,678	38.4	7.1	55.9	16.2	18.5			2.2
	2021	7,807	42.0	9.1	49.1	18.6	20.3	3.1		
Kenton	2024	7,382	34.6	7.6	65.3	13.2	10.9			3.1
	2023	7,313	33.3	11.1	55.1	23.2	7.6			2.9
	2022	7,477	33.4	18.3	62.7	18.9				
	2021	7,480	37.0	21.6	53.1	14.7	8.1	2.5		
Kingston Park South and Newbiggin Hill	2024	6,981	30.5	16.4	65.0	11.6	7.0			
	2023	6.957	29.8	15.6	66.8	12.1	5.5			
	2022	7,090	30.6	23.4	66.3	10.3				
	2021	7,152	35.0	32.7	49.8	4.9	3.9	8.7		
Lemington	2024	7,112	31.9	8.7	45.1	5.4	5.3		35.5	
	2023	7,111	33.1	8.3	39.1	3.4	3.2		45.9	
	2022	7,255	35.2	7.1	47.4	2.5	3.0	40.0		
	2021	7,259	41.1	13.4	33.5	1.9	2.7	48.5		
Manor Park	2024	7,101	45.6	5.0	26.0	56.4	12.6			
	2023	7,117	41.4	8.9	29.3	53.6	8.2			
	2022	7,121	42.9	9.6	30.5	52.1	7.8			
	2021	7,254	47.9	11.9	25.0	53.7	8.0	1.5		
Monument	2024	5,255	27.4	10.0	56.9	8.8	24.3			
	2023	5,029	23.8	11.2	63.1	8.6	17.2			
	2022	6,333	20.4	9.4	65.3	9.3	16.0			
	2021	5,985	24.5	19.0	55.3	8.9	16.8			
North Jesmond	2024	4,484	46.3	6.1	33.0	48.1	12.7			
	2023	4,433	47.8	3.7	26.4	61.6	8.3			1.4
	2022	5,798	35.4	6.7	43.2	41.3	7.4			
	2021	6,325	35.1	11.1	38.4	36.1	14.4			
Ouseburn	2024	5,411	40.7	2.0	48.4	35.0	14.6			
	2023	4,976	37.8	2.6	37.7	49.7	10.0			
	2022	6,864	28.4	2.7	42.9	44.2	10.2			
	2021	6,802	32.1	4.3	44.1	41.6	10.0			
Parklands	2024	8,900	47.1	9.8	24.0	53.0	13.2			
	2023	8,824	45.0	13.6	22.6	54.2	9.6			
	2022	8,967	47.3	12.0	19.5	49.3	8.8	10.3		
	2021	9,025	51.2	18.4	15.8	41.9	9.5	14.4		
South Jesmond	2024	5,271	40.9	8.6	42.1	25.6	21.2			2.4
	2023	4,975	36.8	9.8	45.5	26.2	13.8			4.7
	2022	6,169	29.7	14.6	59.2	13.0	13.2			
	2021	6,443	33.8	18.2	49.2	11.7	15.9	5.2		
Walker	2024	7,064	25.8	12.9	69.8	7.9	9.4			
	2023	7,039	24.8	13.2	70.3	5.7	5.5			5.3
	2022	7,208	26.8	15.1	71.8	6.4	6.8			
	2021	7,223	30.8	22.8	66.0	3.7	4.1	3.5		
Walkergate	2024	8,325	32.8	12.0	58.6	12.0	17.4			
	2023	8,293	31.9	12.5	59.6	16.4	6.1			5.4
	2022	8,458	32.7	15.9	60.6	17.5	5.9			
	2021	8,477	36.8	21.7	51.7	15.1	5.2	6.3		
West Fenham	2024	7,304	37.0	7.2	34.0	46.9	11.9			
	2023	7,229	36.8	12.4	33.3	45.3	8.9			
	2022	7,384	40.0	18.8	31.4	24.6	23.1			2.1
	2021	7,316	38.0	15.1	34.2	21.2	23.3	6.2		
Wingrove	2024	7,361	42.0	7.3	39.5	6.3	15.3		31.7	
	2023	7,198	31.5	10.6	67.3	8.0	14.1			
	2022	7,441	33.3	10.7	62.7	6.4	13.5			6.7
	2021	7,472	36.4	14.3	61.3	5.3	19.1			

North East Lincolnshire

3 ▼8	19	6 ▲6	15	1 ◆	3	0 ◆	0	2 ▲2	5

Conservatives lose to no overall control

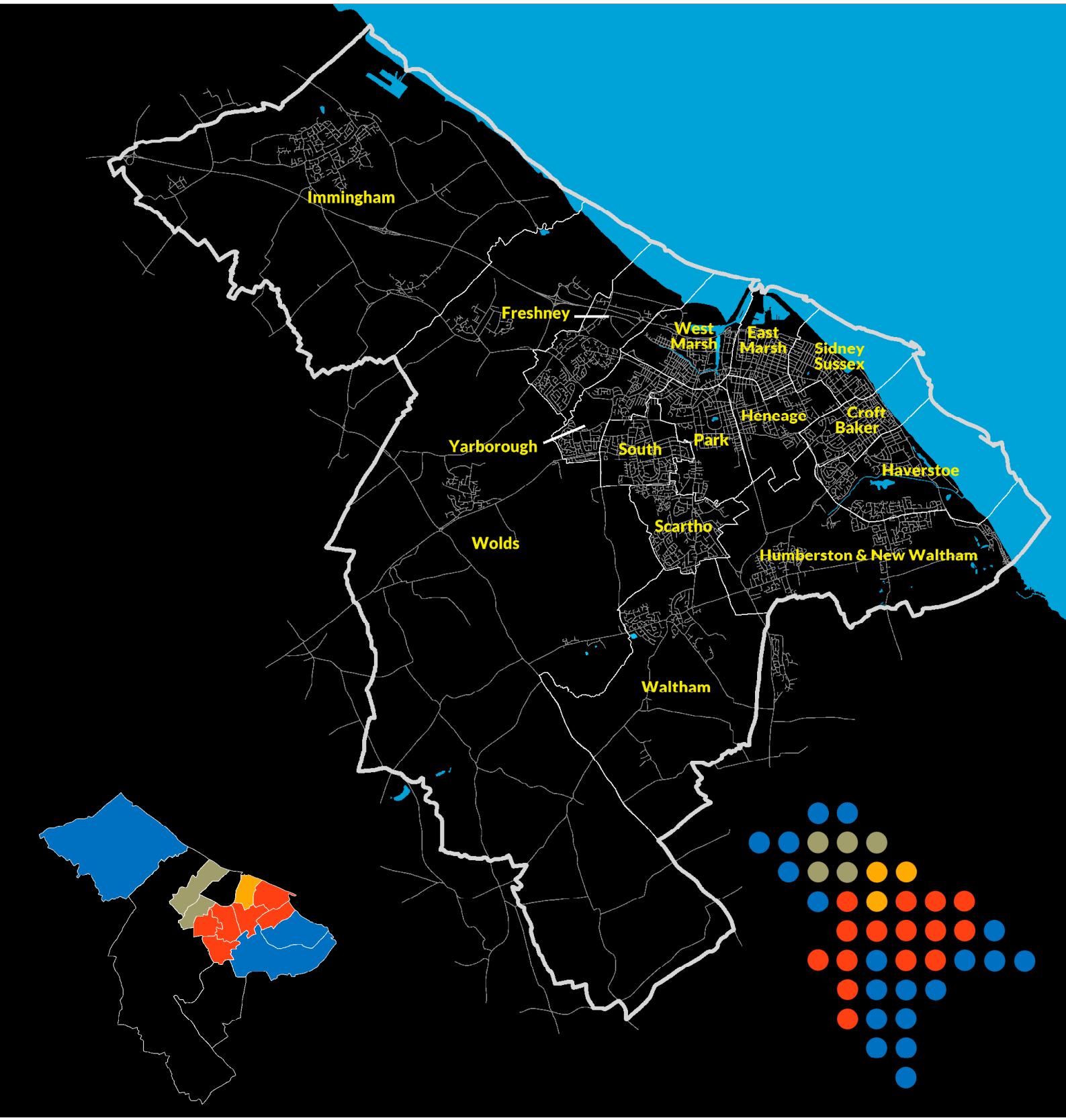

Electoral history of North East Lincolnshire

	seats	%votes	seats	%votes	seats	%votes	seats	%votes	Total	Majority
2024	19	36.2	15	40.7	3	10.9	5	12.2	12	
2023	27	41.7	9	38.5	3	7.0	3	12.9	15	12 ●
2022	30	48.3	8	35.5	3	8.7	1	1.7	15	18 ●
2021	31	55.7	8	28.2	3	8.4	0	7.7	12	20 ●
2019	24	50.0	14	27.1	4	6.8	1	16.1	15	5 ●
2018	19	49.5	20	31.3	4	6.6	0	12.5	15	
2016	11	29.2	19	35.7	5	10.8	7	24.4	12	
2015	10	36.2	20	35.3	3	5.7	9	22.6	15	
2014	10	24.6	21	25.8	3	7.8	8	41.8	15	
2012	12	23.5	25	42.6	4	13.3	1	20.6	12	8 ●
2011	14	31.1	19	35.8	9	18.5	0	14.6	15	
2010	15	32.2	10	28.1	15	26.6	2	13.1	15	
2008	16	38.2	4	22.6	20	29.5	2	9.8	12	
2007	15	35.0	6	24.9	19	30.2	2	9.9	15	
2006	15	33.6	6	32.6	17	24.4	4	9.4	15	
2004	15	25.1	7	32.9	16	22.4	4	19.6	12	
2003	16	29.8	7	29.9	15	29.3	4	10.9	42	
1999	11	25.1	22	40.6	5	23.2	4	11.0	42	2 ●
1995	2	18.8	32	44.9	7	24.2	1	12.1	42	22 ●
Cleethorpes district council										
1991	13	30.3	16	27.8	11	36	1	5.9	41	
1987	11	32.8	11	23.6	15	37.6	4	6.0	41	
1983	16	35.3	8	18.3	8	24.0	9	22.5	41	
1979	10	35.9	16	22.9	4	12.8	11	28.4	43	
1976	12	32.1	12	16.7	7	20.6	17	30.6	48	
1973	9	25.2	14	28.4	6	11.1	37	35.4	48	
Great Grimsby district council										
1994	8	18.2	28	50.9	6	25.1	3	5.9	15	11 ●
1992	13	46.0	29	42.4	2	9.3	1	2.3	16	13 ●
1991	12	35.9	30	45.1	2	12.4	1	6.7	15	15 ●
1990	12	25.6	30	62.9	2	8.2	1	3.4	15	15 ●
1988	13	34.3	28	54.2	3	10.1	1	1.4	15	11 ●
1987	12	32.8	26	37.2	6	25.8	1	4.2	15	7 ●
1986	14	25.5	24	52.8	6	21.7	1	0.0	15	3 ●
1984	18	31.4	19	43.7	7	25.0	1	0.0	16	
1983	18	36.2	22	34.8	4	24.5	1	4.6	15	
1982	18	41.3	24	29.5	3	29.1	0	0.0	15	3 ●
1980	16	36.9	29	55.4	0	2.3	0	5.4	16	13 ●
1979	17	40.5	27	48.5	0	7.8	1	3.1	45	9 ●
1976	23	45.8	13	32.4	5	18.0	1	3.8	42	4 ●
1973	14	32.6	20	33.1	7	27.4	1	6.8	42	

Ward history of North East Lincolnshire

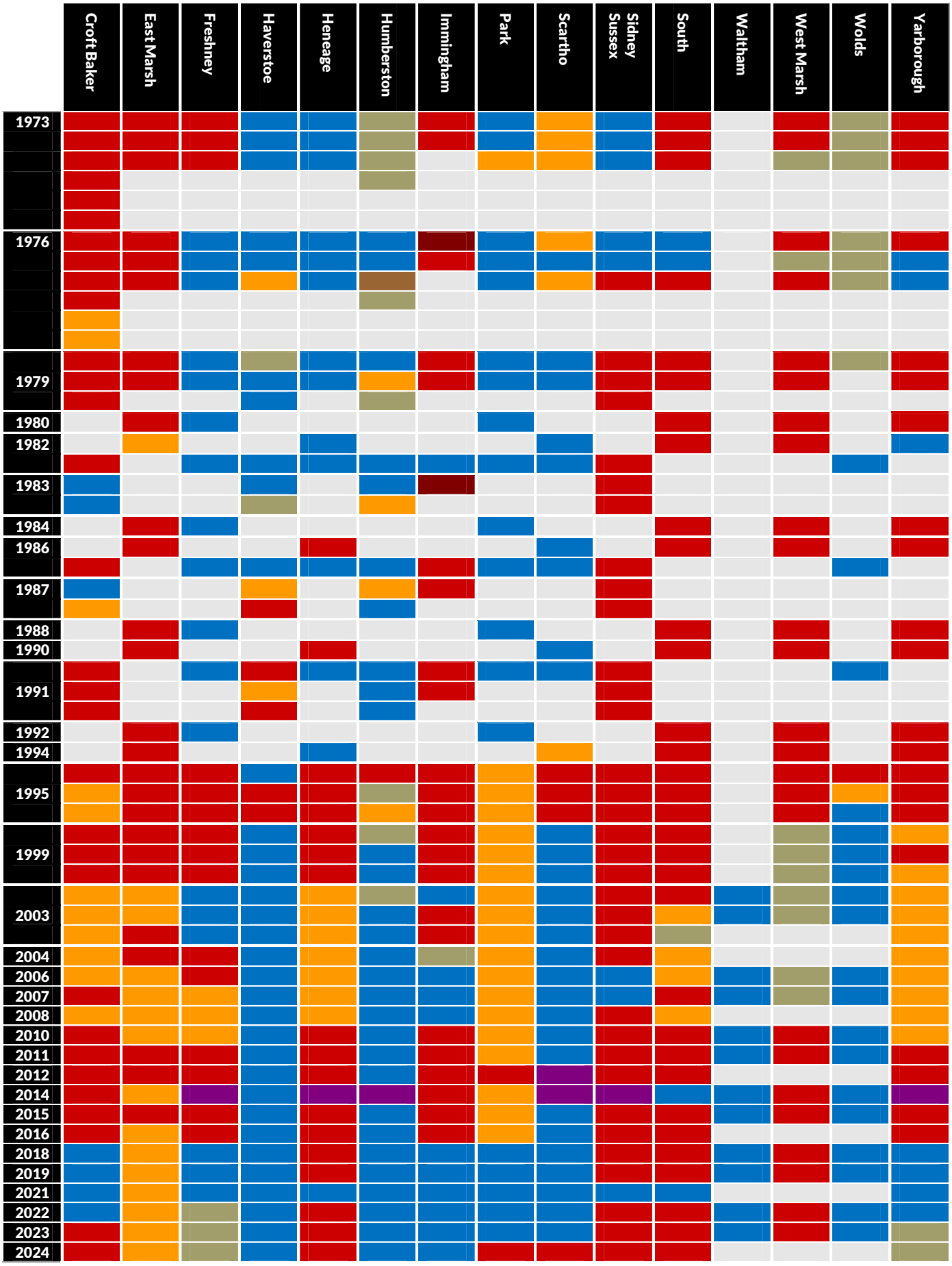

Croft Baker
Great Grimsby and Cleethorpes

Marian Jervis	**Lab**	**1,122**	**65.7**
Graham D, Reynolds	Con	586	34.3

East Marsh
Great Grimsby and Cleethorpes

Loyd L. Emmerson	**LD**	**557**	**57.8**
Barry Miller	Lab	322	33.4
Callum RT. Procter	Con	85	8.8

Freshney
Great Grimsby and Cleethorpes

Paul C. Bright	**Ind**	**997**	**54.7**
Samantha J. Wrexal Holborow	Lab	433	23.7
Tanya Bransted	Con	328	18.0
Tamzin R. Barton	LD	38	2.1
Paul A. Wood	TUSC	28	1.5

Haverstoe
Great Grimsby and Cleethorpes

Bill Parkinson	**Con**	**1,331**	**59.1**
Ian K. Townsend	Lab	691	30.7
Stephen Hocknell	LD	172	7.6
Val O'Flynn	TUSC	58	2.6

Heneage
Great Grimsby and Cleethorpes

Emma L. Clough	**Lab**	**734**	**48.4**
Tyrone S. Curran	Con	356	23.5
Brian W. Barrett	LD	345	22.8
John S. Stiff	TUSC	81	5.3

Humberston and New Waltham
Brigg and immingham

Hayden A. Dawkins	**Con**	**1,290**	**56.0**
Pauline G. Kaczmarek	Lab	698	30.3
Ryan A. Aisthorpe	LD	245	10.6
Joe Carter	TUSC	72	3.1

Immingham
Brigg and immingham

Trevor R. Crofts	**Con**	**754**	**42.0**
David A. Watson	Lab	744	41.5
Dave Barton	LD	219	12.2
Nathan R. Newton	TUSC	77	4.3

Park
Great Grimsby and Cleethorpes

Robson J. Augusta	**Lab**	**1,079**	**43.4**
Daniel Westcott	Con	947	38.1
Zach Kellerman	LD	381	15.3
Dave Mitchell	TUSC	77	3.1

Scartho
Brigg and Immingham

Dan Humphrey	**Lab**	**1,117**	**46.5**
Charlotte L. Croft	Con	1,071	44.6
Caroline Ellis	LD	157	6.5
Val Pow	TUSC	57	2.4

Sidney Sussex
Great Grimsby and Cleethorpes

Edward Kaczmarek	**Lab**	**672**	**50.7**
Alexandra J. Curran	Con	411	31.0
Andy Burton	LD	126	9.5
Mark P. Gee	TUSC	117	8.8

South
Great Grimsby and Cleethorpes

Sheldon J. Mill	**Lab**	**726**	**55.0**
Paul Batson	Con	345	26.2
Jane E. Bramley	Ind	144	10.9
Andrew Harrison	LD	74	5.6
Bill Ward	TUSC	30	2.3

Waltham
Brigg and Immingham

No election in 2024

West Marsh
Great Grimsby and Cleethorpes

No election in 2024

Wolds
Brigg and Immingham

No election in 2024

Yarborough
Great Grimsby and Cleethorpes

Les Bonner	**Ind**	**880**	**50.0**
Sam Brown	Lab	471	26.7
Christine Vickers	Con	340	19.3
Aharon K.R. Wharton	LD	47	2.7
Phil Tuplin	TUSC	23	1.3

Summary of results: North East Lincolnshire

	Year	Elec	%Poll	Con	Lab	LD	Grn	Ind	Other
Croft Baker	2024	8,320	23.2	34.3	65.7				
	2023	8,290	22.6	42.1	52.2				5.8
	2022	8,408	27.9	51.7	37.2		4.8	4.4	2.0
	2021	8,467	27.9	48.2	32.2	18.1			1.5
East Marsh	2024	6,840	13.7	8.8	33.4	57.8			
	2023	6,851	16.0	7.5	34.2	55.7			2.6
	2022	6,716	17.0	11.1	19.1	69.8			
	2021	6,715	19.3	14.4	15.6	58.2		11.8	
Freshney	2024	7,168	25.7	18.0	23.7	2.1		54.7	1.5
	2023	7,136	29.2	20.4	29.8			49.8	
	2022	7,118	29.7	33.2	31.3			35.5	
	2021	7,206	27.1	57.0	39.1				4.0
Haverstoe	2024	7,934	28.9	59.1	30.7	7.6			2.6
	2023	7,908	29.7	63.0	32.7				4.3
	2022	7,903	32.9	68.0	32.0				
	2021	7,937	37.0	71.9	17.8	8.5			1.9
Heneage	2024	7,894	19.0	23.5	48.4	22.8			5.3
	2023	7,890	20.2	32.2	56.2	7.7			3.8
	2022	7,892	23.4	27.4	40.6	30.3			1.6
	2021	7,967	23.4	50.1	39.5	3.9			6.5
Humberston and New Waltham	2024	9,871	23.0	56.0	30.3	10.6			3.1
	2023	9,892	24.8	63.7	36.3				
	2022	9,661	27.0	70.5	29.5				
	2021	9,460	31.3	76.5	18.9				4.6
Immingham	2024	8,921	20.3	42.0	41.5	12.2			4.3
	2023	8,889	20.5	48.8	35.6			13.1	2.5
	2022	8,853	23.5	55.3	33.8			9.1	1.8
	2021	8,824	27.2	48.1	30.3			20.4	1.2
Park	2024	8,674	28.8	38.1	43.4	15.3			3.1
	2023	8,679	25.3	40.0	34.1	17.8	5.8		2.4
	2022	8,686	27.7	40.5	27.8	29.1			2.6
	2021	8,771	31.4	52.8	24.7	16.5			6.0
Scartho	2024	8,955	27.0	44.6	46.5	6.5			2.4
	2023	8,910	28.3	53.6	43.9				2.5
	2022	8,848	31.2	56.3	43.7				
	2021	8,817	32.1	58.8	25.0			6.3	9.8
Sidney Sussex	2024	7,877	16.7	31.0	50.7	9.5			8.8
	2023	7,897	18.7	37.1	54.0				8.9
	2022	7,971	21.3	44.5	48.8				6.7
	2021	8,068	20.2	48.7	38.1	4.6			8.6
South	2024	8,659	15.6	26.2	55.0	5.6		10.9	2.3
	2023	8,636	15.1	24.5	58.0		15.8		1.7
	2022	8,677	16.1	38.4	52.3				9.2
	2021	8,495	16.7	44.5	37.7			7.9	9.8
Waltham	2023	5,604	30.7	61.4	29.9		8.6		
	2022	5,551	32.4	69.1	30.9				
	2019	5,638	33.3	85.7	14.3				
West Marsh	2023	5,116	16.4	12.2	49.3	12.8		23.1	2.5
	2022	5,177	16.7		52.7			47.3	
	2019	5,037	21.1	11.2	39.0			29.5	20.2
Wolds	2023	6,215	28.3	42.8	15.7	36.1	5.4		
	2022	6,094	28.8	51.0	18.4	23.6	7.0		
	2019	6,002	30.4	76.9	23.1				
Yarborough	2024	8,552	21.0	19.3	26.7	2.7		50.0	1.3
	2023	8,512	21.5	24.7	29.9			44.1	1.3
	2022	8,613	20.2	52.2	47.8				
	2021	8,504	22.7	57.7	29.3	7.5			5.4

North Hertfordshire boundary and council size changes

▼8	▲6	▲4	◆	◆	◆
7	25	19	0	0	0

Council remains under no overall control

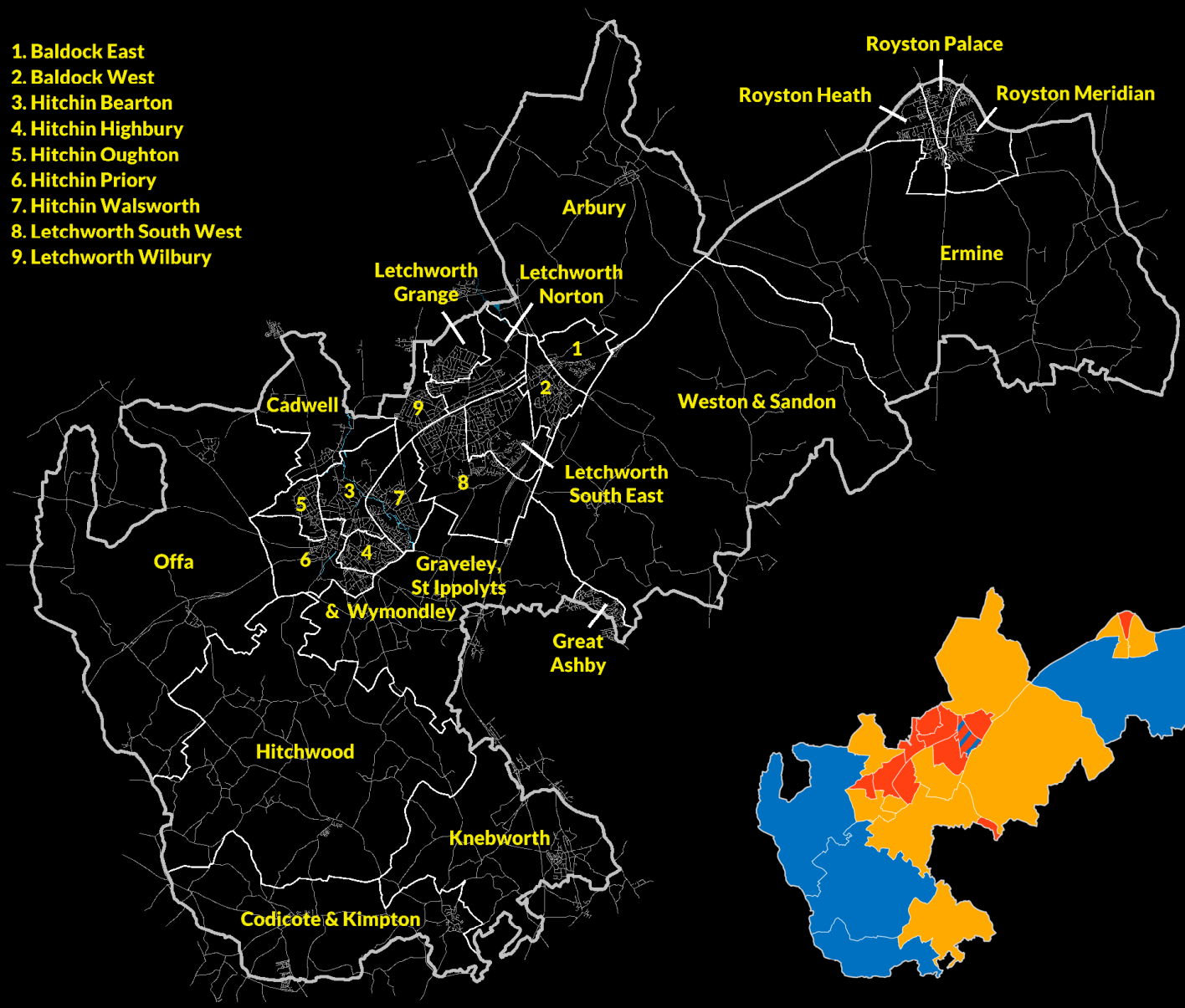



Electoral history of North Hertfordshire

	seats	%votes	seats	%votes	seats	%votes	seats	%votes	Total	Majority	
2024	7	27.2	25	31.5	19	29.8	0	11.5	51		
2023	15	30.3	19	25.9	15	32.4	0	11.5	16		
2022	19	34.2	17	33.5	13	26.3	0	5.9	18		
2021	23	40.5	15	27.5	11	20.1	0	11.8	15		
2019	22	36.3	16	22.1	11	26.2	0	15.4	16		
2018	29	38.4	14	33.1	6	19.7	0	8.7	18	9	●
2016	32	40.1	13	27.3	3	15.0	0	17.6	15	16	●
2015	36	47.8	11	21.8	2	11.5	0	19.0	16	23	●
2014	34	40.1	12	23.4	3	8.0	0	28.6	17	19	●
2012	33	42.4	10	28.6	6	14.4	0	14.6	15	17	●
2011	34	48.4	7	22.9	8	17.6	0	11.0	16	19	●
2010	33	46.8	7	20.5	9	24.6	0	8.1	17	17	●
2008	32	49.6	8	20.6	9	19.4	0	10.5	15	15	●
2007	30	47.0	10	18.5	9	25.7	0	8.8	49	11	●
2006	33	51.4	9	19.3	7	23.3	0	6.0	18	17	●
2004	28	46.4	14	23.9	7	26.9	0	2.8	17	7	●
2003	27	46.0	16	22.0	6	30.2	0	1.7	16	5	●
2002	28	44.4	17	32.2	4	21.3	0	2.1	18	7	●
2000	29	48.2	18	31.1	2	19.1	0	1.7	17	9	●
1999	28	43.9	18	31.9	3	20.2	0	4.0	49	7	●
1998	17	41.0	26	36.9	6	20.6	1	1.5	17	2	●
1996	16	33.3	27	44.9	6	21.8	1	0.0	17	4	●
1995	22	27.0	21	45.6	6	21.9	1	5.6	17		
1994	24	31.7	18	38.0	5	25.8	3	4.5	16		
1992	26	43.2	17	27.7	3	21.1	4	8.2	17	2	●
1991	26	35.3	18	33.5	2	18.6	4	12.7	17	2	●
1990	29	35.0	15	43.8	2	11.4	4	9.8	16	8	●
1988	27	40.1	13	32.4	3	17.7	7	9.8	17	4	●
1987	26	39.5	13	24.4	8	31.6	3	4.4	17	2	●
1986	26	32.3	14	29.1	7	33.7	3	4.8	16	2	●
1984	31	39.0	12	32.3	2	24.1	5	4.6	17	12	●
1983	33	42.1	15	29.1	1	24.0	1	4.7	18	16	●
1982	32	41.3	14	27.3	0	26.1	4	5.4	16	14	●
1980	32	42.2	14	47.7	0	3.8	4	6.4	17	14	●
1979	34	52.0	12	33.8	0	4.7	4	8.5	50	18	●
1976	30	49.8	11	28.8	0	3.9	7	17.5	48	12	●
1973	22	43.2	17	34.0	0	2.0	9	20.8	48		

Ward history of North Hertfordshire

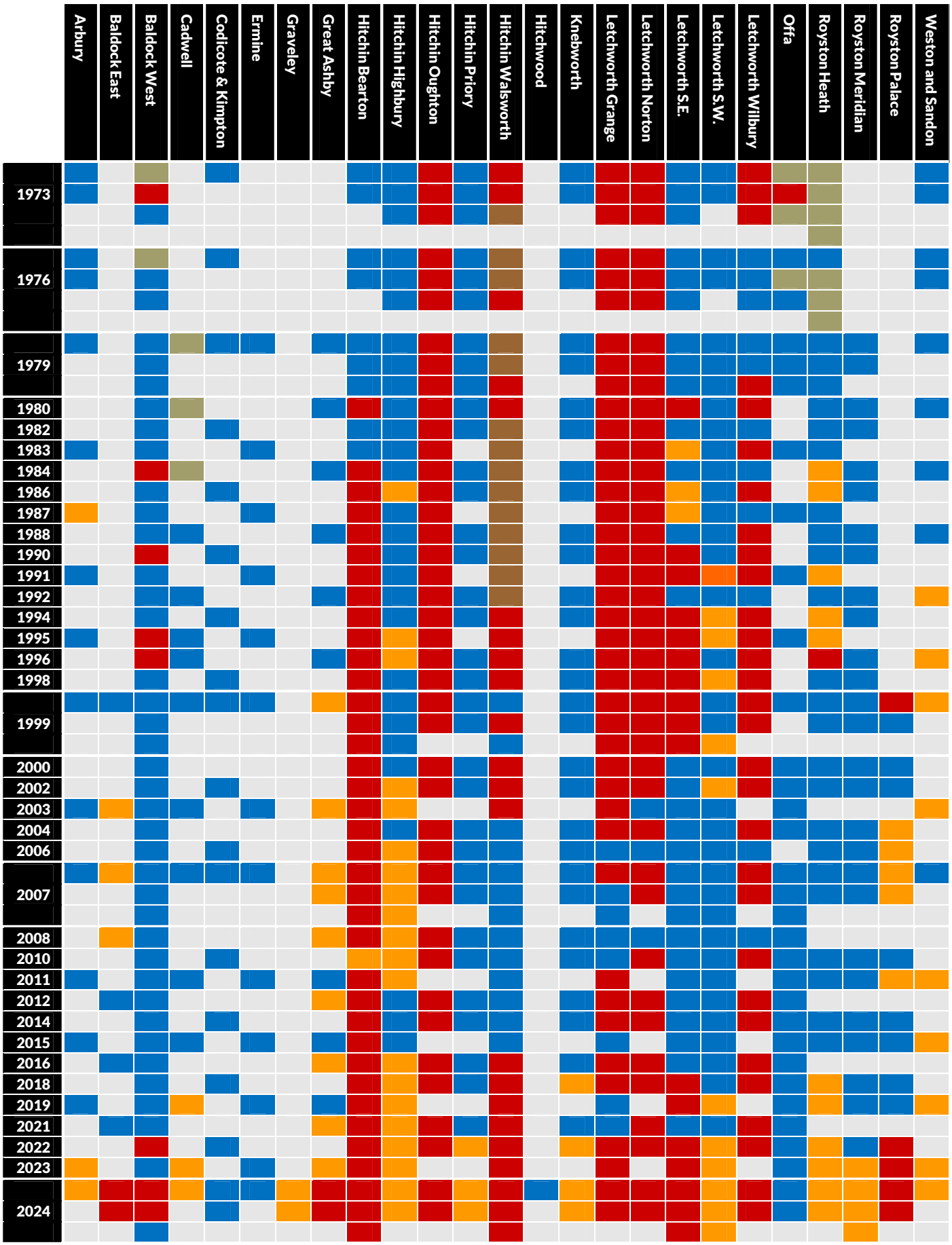

Arbury
North East Hertfordshire

***Thomas Tyson**	**LD**	**539**	**51.4**
Nikki Da Costa	Con	380	36.2
Liz Oliver	Lab	78	7.4
Anne Fletcher	Grn	52	5.0

Antededent: Arbury

Baldock East
North East Hertfordshire

Rhona Cameron	**Lab**	**418**	**40.1**
Stewart Willoughby	**Lab**	**407**	**39.0**
Lee H.J. Perrott	Con	368	35.3
Juan Cowell	Con	323	31.0
Steve Thomas	LD	289	27.7
Phil Weeder	LD	281	26.9

Antededent: Baldock East

Baldock West
North East Hertfordshire

Alistair Willoughby	**Lab**	**1,002**	**44.2**
Emma Rowe	**Lab**	**960**	**42.4**
Michael Muir	**Con**	**847**	**37.4**
James Toone	Lab	801	35.4
Richard M. Salt	Con	654	28.9
Andrew D. Young	Con	628	27.7
Kruna Vukmirovic	Grn	276	12.2
David Sims	LD	231	10.2
Pippa Clayton	Ref	177	7.8
Jim Barber	LD	176	7.8
Paul Barber	LD	138	6.1

Antededent: Baldock Town

Cadwell
Hitchin

Louise J. Peace	**LD**	**360**	**41.8**
Charles Laing	Con	342	39.7
Alan G. Trangmar	Lab	121	14.0
Roger Nisbet	Grn	39	4.5

Antededent: Cadwell

Codicote and Kimpton
46% Hichin, 54% Stevenage

Ralph G. Muncer	**Con**	**731**	**54.5**
Steven N. Patmore	**Con**	**588**	**43.8**
Davina Anderson	Lab	382	28.5
Amy E. Finch	LD	366	27.3
Mark Lenthall	Lab	336	25.1
Marilyn M. Parkin	LD	279	20.8

Antededent: Codicote

Ermine
North East Hertfordshire

Martin L. Prescott	**Con**	**384**	**45.0**
Higp Rainey	LD	310	36.3
Thomas Lingard	Lab	80	9.4
Hugh Parker	Grn	80	9.4

Antededent: Ermine

Graveley, St Ippolyts and Wymondley
Hitchin

Caroline McDonnell	**LD**	**361**	**44.3**
Dominic Griffiths	**LD**	**357**	**43.8**
Michael F. Goddard	Con	263	32.3
Ian R. Moody	Con	232	28.4
Indie Sunner	Lab	129	15.8
Gordon White	Lab	111	13.6
Emma L. Newport	Grn	89	10.9

No antededent

Great Ashby
Hitchin

Vijaya Poopalasingham	**Lab**	**546**	**43.1**
Laura Williams	**Lab**	**520**	**41.1**
Hayley Collins	LD	485	38.3
Sa; Jarvis	LD	441	34.8
Segun Laniyan	Con	276	21.8
Michael Hewitt	Con	264	20.9

Antededent: Chesfield

Hitchin Bearton
Hitchin

Ian Albert	**Lab**	**1,484**	**54.2**
Val Bryant	**Lab**	**1,451**	**53.0**
***David Winstanley**	**Lab**	**1,383**	**50.5**
Deolinda Eltringham	Grn	510	18.6
Mary K. Marshall	Grn	502	18.3
Tim Lee	Grn	389	14.2
Susana M. Maniega	LD	367	13.4
Joanne C. Collins	LD	363	13.3
Sarah J. Free	Con	362	13.2
Faye S. Frost	Con	326	11.9
Mark A. Scott	Con	321	11.7
Ayan K. Halder	LD	285	10.4
Charles S. Bunker	Ref	114	4.2
Bob Adams	CPA	58	2.1
Randy Akubue	CPA	38	1.4
Bukky Cordle	CPA	34	1.2

Antededent: Hitchin Bearton

Hitchin Highbury
Hitchin

Sam S. Collins	**LD**	**1,074**	**48.1**
Jon Clayden	**LD**	**919**	**41.1**
Angela Griggs	Lab	544	24.3
Tom Hogan	Lab	456	20.4
Will Dunlop	Con	431	19.3
Gulshan D.S. Mangate	Con	374	16.7
Julie S. Rackham	Grn	163	7.3
David Leal-Bennett	Ref	126	5.6
Leigh Smith	CPA	47	2.1

Antededent: Hitchin Highbury

Hitchin Oughton
Hitchin

Clare Billing	**Lab**	**846**	**63.8**
Nigel Mason	**Lab**	**787**	**59.4**
Matthew J.R. Ellinger	Con	263	19.8
Michael E.H. Leach	Con	220	16.6
Anne Senechal	LD	212	16.0
Gary A.J. Hammond	LD	211	15.9
Daisy Appoh	CPA	58	4.4
Hollison James	CPA	53	4.0

Antededent: Hitchin Oughton

Hitchin Priory
Hitchin

***Keith R. Hoskins**	**LD**	**974**	**46.2**
Chris Lucas	**LD**	**820**	**38.9**
Laura C. Douglas-Hamilton	Con	543	25.8
Sue Dearden	Lab	538	25.5
Bella Callow-Robinson	Lab	483	22.9
Roger B. Piepenstock	Con	454	21.5
Grace Woodward	Grn	202	9.6

Antededent: Hitchin Priory

Hitchin Walsworth
Hitchin

Elizabeth Dennis	**Lab**	**1,256**	**45.2**
Donna Wright	**Lab**	**1,188**	**42.7**
Daniel Wright-Mason	**Lab**	**1,132**	**40.7**
William Lavin	Grn	576	20.7
Victoria C. Dunlop	Con	512	18.4
Liz Townsend	LD	511	18.4
Andrew Ircha	LD	458	16.5
Anthony John-Goodman	Con	456	16.4
Gary C. Morley	Con	443	15.9
Roger I. King	LD	387	13.9
Sid Cordle	CPA	91	3.3

Antededent: Hitchin Walsworth

Hitchwood
Hitchin

Joe Graziano	**Con**	**472**	**54.5**
Frank Carr	Lab	204	23.6
Carol A. Stanier	LD	190	21.9

No antededent

Knebworth
Stevenage

Lisa Nash	**LD**	**997**	**55.8**
Paul M. Ward	**LD**	**664**	**37.1**
Jamie Crofts	Con	595	33.3
Mohammad M. Miah	Con	580	32.4
Jan Gosling	Lab	224	12.5
Paul Balbi	Lab	176	9.8
Davina R. Malcolm	Grn	170	9.5

Antededent: Knebworth

Letchworth Grange
North East Hertfordshire

Emma Fernandes	**Lab**	**637**	**48.4**
Ian Mantle	**Lab**	**614**	**46.7**
Cory J. Bloxham	Con	277	21.0
Harrison M. Edwards	Con	211	16.0
Andrew M. Wallis	Grn	160	12.2
Steve Adelantado	Ref	154	11.7
Elizabeth K. Freeman	LD	126	9.6
Samick Sofat	LD	73	5.5
Mark Webb	CPA	33	2.5

Antededent: Letchworth Grange

Letchworth Norton
North East Hertfordshire

Daniel Allen	**Lab**	**794**	**48.0**
Tina Bhartwas	**Lab**	**665**	**40.2**
Simon N. Bloxham	Con	521	31.5
Morgan W. Derbyshire	Con	452	27.3
David P. Morris	Grn	266	16.1
Roy G. Thompson	LD	187	11.3
Sharon A. Weeder	LD	158	9.5

Antededent: Letchworth East

Letchworth South East
North East Hertfordshire

Sadie Billing	**Lab**	**1,067**	**49.2**
Tamsin Scott Thomas	**Lab**	**995**	**45.9**
Mick Debenham	**Lab**	**937**	**43.2**
David C. Levett	Con	583	26.9
James Durston	Con	532	24.6
Hammad Baig	Con	504	23.3
Maryla J. Hart	Grn	370	17.1
Paul A.J. Marment	LD	317	14.6
heather MacMillan	LD	283	13.1
Barry P. Neale	LD	172	7.9

Antededent: Letchworth South East

Letchworth South West
North East Hertfordshire

***Sean Prendergast**	**LD**	**1,301**	**43.8**
Claire Winchester	**LD**	**1,244**	**41.8**
David N. Chalmers	**LD**	**1,197**	**40.3**
Terry Hone	Con	859	28.9
Stephen R. Boakes	Con	780	26.2
Andrew M. Clare	Con	765	25.7
Rebecca Kirk	Lab	456	15.3
Martin J. Stears-Handscomb	Lab	449	15.1
Jeryl Willoughby	Lab	331	11.1
Dugald J. Muir	Grn	298	10.0
Garry E. Warren	Ref	236	7.9
Tom Coates	Ref	205	6.9
Edward Birdsall	Ref	203	6.8

Antededent: Letchworth South West

Letchworth Wilbury
North East Hertfordshire

Amy Allen	**Lab**	**739**	**67.8**
Sean Nolan	**Lab**	**688**	**63.1**
Monica M. Bloxham	Con	267	24.5
Janine A. Paterson	Con	185	17.0
David May	LD	150	13.8
Louise Phillips	LD	150	13.8

Antededent: Letchworth Wilbury

Offa
Hitchin

David J. Barnard	**Con**	**558**	**46.6**
Claire P.A. Strong	**Con**	**470**	**39.3**
Neil Stevenson	LD	325	27.2
Natali Topliff	LD	323	27.0
Stewart Bryant	Lab	245	20.5
Bridget Duffy	Lab	200	16.7
Nicky Clark	Grn	136	11.4

Antededent: Hitchwood, Offa and Hoo

Royston Heath
North East Hertfordshire

Ruth Brown	**LD**	**791**	**57.8**
Bryony May	**LD**	**690**	**50.4**
Martin D. Lewis	Con	326	23.8
Mark R. Crowley	Con	306	22.4
Shirley M. Clark	Lab	213	15.6
Ken Garland	Lab	178	13.0
Des Stephens	Grn	117	8.5

Antededent: Royston Heath

Royston Meridian
North East Hertfordshire

***Matthew Barnes**	**LD**	**958**	**47.1**
Tim Johnson	**LD**	**827**	**40.6**
Ruth Clifton	**LD**	**796**	**39.1**
Suzy Brandes	Con	616	30.3
Callum L. Bartram-Bell	Con	608	29.9
Roman Manatov	Con	508	25.0
Sarah E. Lucas	Lab	396	19.5
Vaughan West	Lab	395	19.4
Stephen Lockett	Lab	358	17.6
Francis Sedgemore	Grn	215	10.6

Antededent: Royston Meridian

Royston Palace
North East Hertfordshire

Catherine Brownjohn	**Lab**	**581**	**39.7**
Chris Hinchcliff	**Lab**	**546**	**37.3**
Jean M. Green	Con	376	25.7
Emma Squire-Smith	LD	362	24.7
Paul L. Fletcher	Con	337	23.0
Gill Lewis	LD	334	22.8
Lisa J. Adams		195	13.3

Antededent: Royston Palace

Weston and Sandon
North East Hertfordshire

***Steven Jarvis**	**LD**	**540**	**78.3**
Martin I. Kristensen	Con	85	12.3
Rhys Lancaster	Lab	37	5.4
Elizabeth R. Ford	Grn	28	4.1

Antededent: Weston and Sandon

Summary of results: North Hertfordshire

	Year	Elec	%Poll	Con	Lab	LD	Grn	Ind	Other
Arbury	2024	2,241	46.9	36.2	7.4	51.4	5.0		
	2023	2,259	51.0	37.9	4.9	53.6	3.6		
	2019	2,165	51.6	40.8		51.3	7.9		
Baldock East	2024	2,282	47.5	33.2	39.5	27.3			
	2021	2,334	49.4	43.3	18.6	26.4	11.6		
Baldock West	2024	5,658	38.9	31.3	40.7	8.0	12.2		7.8
Baldock Town	2023	5,638	38.2	42.8	36.1	13.0	8.1		
	2022	5,668	37.9	37.6	40.6	9.8	10.5		1.5
	2021	5,753	40.6	48.3	31.7	10.4	9.6		
Cadwell	2024	2,000	43.2	39.7	14.0	41.8	4.5		
	2023	1,973	43.1	27.7	8.9	56.7	6.7		
Codicote and Kimpton	2024	3,793	37.9	49.1	26.8	24.1			
Codicote	2022	2,107	41.9	59.0	28.4	12.5			
Ermine	2024	2,181	39.7	45.0	9.4	36.3	9.4		
	2023	2,144	43.2	56.2	10.7	21.4	11.6		
Graveley, St Ippolyts & Wymondley	2024	2,091	39.1	30.3	14.7	44.1	10.9		
Great Ashby	2024	3,974	33.9	21.4	42.1	36.5			
Chesfield	2023	5,119	32.0	31.3	25.8	42.9			
	2021	5,285	32.6	42.6	14.7	42.7			
	2019	5,163	27.5	43.2	16.4	24.5	16.0		
Hitchin Bearton	2024	6,688	41.9	12.2	52.6	12.4	17.0		5.8
	2023	6,290	37.9	14.3	55.0	12.7	16.1		1.9
	2022	6,380	36.1	16.0	54.1	15.6	14.2		
	2021	6,452	41.6	22.0	49.4	14.2	14.4		
Hitchin Highbury	2024	4,766	46.4	18.0	22.4	44.6	7.3		7.7
	2023	6,191	43.3	17.9	13.6	62.8	4.2		1.4
	2022	6,226	42.7	20.7	10.6	67.4			1.3
	2021	6,276	46.9	28.1	14.1	48.4	8.3		1.1
Hitchin Oughton	2024	4,024	34.7	18.2	61.6	16.0			4.2
	2022	3,638	31.1	23.3	58.8	14.8			3.1
	2021	3,712	35.0	28.8	39.1	7.9	19.1	5.1	
Hitchin Priory	2024	4,470	46.8	23.6	24.2	42.6	9.6		
	2022	3,729	49.9	28.6	7.6	58.3	5.5		
	2021	3,807	49.5	42.0	15.3	29.2	12.4		1.1
Hitchin Walsworth	2024	6,245	40.1	16.9	42.9	16.3	20.7		3.3
	2023	6,134	36.5	21.6	49.5	14.0	12.2		2.6
	2022	6,215	39.1	24.3	45.9	15.6	14.2		
	2021	6,298	44.5	37.3	41.4	10.8	10.5		
Hitchwood	2024	2,329	37.3	54.5	23.6	21.9			
Knebworth	2024	4,104	44.5	32.9	11.1	46.5	9.5		
	2022	4,156	48.4	31.1	8.5	60.4			
	2021	4,201	52.1	57.5	8.6	29.3	4.5		
Letchworth Grange	2024	4,125	30.2	18.5	47.5	7.6	12.2		14.2
	2023	5,489	34.7	32.0	44.2	7.8	10.8		5.6
	2022	5,569	36.8	41.3	58.7				
	2021	5,644	39.4	48.0	33.2	9.1	9.7		
Letchworth Norton	2024	3,897	41.0	29.4	44.1	10.4	16.1		
Letchworth East	2022	4,414	31.5	26.5	60.5	13.0			
	2021	4,477	35.9	29.2	44.4	7.2	12.8	6.4	
Letchworth South East	2024	6,393	33.1	24.9	46.1	11.9	17.1		
	2023	5,246	36.8	36.9	38.4	12.3	7.0		5.4
	2022	5,306	36.8	40.1	40.5	12.8	6.5		
	2021	5,374	39.0	46.4	34.9	8.4	7.4		2.8
Letchworth South West	2024	6,502	45.0	26.9	13.8	42.0	10.0		7.2
	2023	5,911	45.0	33.9	13.0	46.3	6.8		
	2022	5,971	43.0	37.8	13.8	41.8	6.6		
	2021	6,054	46.0	46.3	17.2	26.3	8.9		1.4

	Year	Elec	%Poll	Con	Lab	LD	Grn	Ind	Other
Letchworth Wilbury	2024	4,045	31.4	20.8	65.4	13.8			
	2022	3,957	32.1	27.9	53.5	7.0	11.6		
	2021	4,025	36.1	37.5	54.0	8.5			
Offa	2024	2,843	42.3	42.9	18.6	27.1	11.4		
Hitchwood, Offa and Hoo	2023	5,976	39.9	50.1	13.4	18.7	17.7		
	2022	5,992	38.0	52.9	17.5	29.7			
	2021	5,923	46.5	52.4	11.1	7.8	28.7		
Royston Heath	2024	3,766	37.5	23.1	14.3	54.1	8.5		
	2023	4,476	41.4	21.4	10.6	51.7		16.3	
	2022	4,458	41.6	29.3	10.7	54.0	6.1		
Royston Meridian	2024	5,252	38.7	28.4	18.8	42.3	10.6		
	2023	4,248	38.8	26.6	7.9	51.7	3.2	10.6	
	2022	4,249	40.8	43.3	11.3	40.2	5.2		
Royston Palace	2024	4,167	34.7	24.4	38.5	23.8		13.3	
	2023	4,259	34.2	25.0	37.8	16.3		20.9	
	2022	4,376	33.6	38.8	40.7	20.5			
Weston and Sandon	2024	1,624	42.9	12.3	5.4	78.3	4.1		
	2023	1,621	45.8	14.0	7.4	78.6			

North Tyneside boundary changes

▼1	8	◆	51	◆	0	◆	0	▲1	1	◆	0

Labour retain control - majority: 42 seats

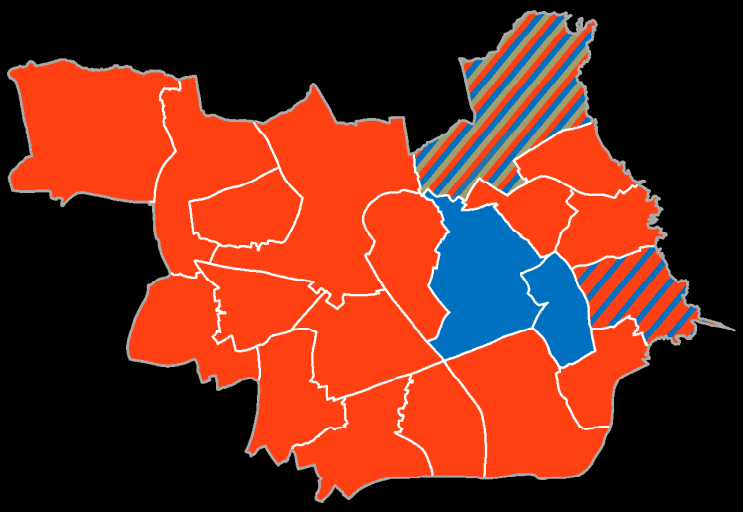



Electoral history of North Tyneside

	seats	%votes	seats	%votes	seats	%votes	seats	%votes	Total	Majority	
2024	8	19.0	51	45.6	0	3.1	1	32.3	60	42	●
2023	9	27.6	51	54.6	0	1.6	0	16.2	20	42	●
2022	9	28.8	51	54.6	0	3.4	0	13.2	20	42	●
2021	9	34.0	51	48.6	0	6.9	0	10.5	20	42	●
2019	7	27.1	52	49.1	1	1.7	0	22.1	20	44	●
2018	6	31.8	53	56.8	1	5.9	0	5.5	20	46	●
2016	7	26.5	51	53.6	2	4.4	0	15.5	20	42	●
2015	9	27.4	49	51.8	2	2.9	0	18.0	20	38	●
2014	12	24.9	44	47.1	4	4.4	0	23.6	20	28	●
2012	13	34.2	43	58.1	3	7.3	1	0.4	20	26	●
2011	19	34.3	35	54.2	6	9.7	0	1.7	20	10	●
2010	24	32.5	29	49.1	7	15.1	0	3.3	20		
2008	31	44.2	21	37.4	8	15.6	0	2.9	20	2	●
2007	28	40.7	23	39.9	9	15.5	0	3.9	20		
2006	28	40.7	23	38.5	8	15.7	1	5.1	20		
2004	27	34.9	26	35.5	7	24.5	0	5.1	60		
2003	21	37.8	31	42.7	8	18.9	0	0.6	20	2	●
2002	19	36.1	34	38.1	7	25.3	0	0.5	20	8	●
2000	17	38.8	34	42.8	9	17.4	0	1.0	20	8	●
1999	13	29.3	38	50.5	8	19.2	1	1.0	20	16	●
1998	8	30.2	43	50.4	7	17.7	2	1.7	20	26	●
1996	8	26.0	45	55.3	6	14.1	1	4.6	20	30	●
1995	12	21.3	42	65.6	6	10.5	0	2.7	20	24	●
1994	16	23.0	36	55.9	8	16.4	0	4.7	20	12	●
1992	16	40.4	37	40.2	7	18.1	0	1.3	20	14	●
1991	15	9.7	38	46.8	5	21.4	2	3.7	20	16	●
1990	15	23.7	38	55.2	5	18.8	2	2.3	20	16	●
1988	16	27.7	34	52.9	6	19.2	4	0.2	20	8	●
1987	16	28.5	31	45.2	9	26.2	4	0.1	20	2	●
1986	18	24.0	28	44.4	7	24.1	7	7.6	20		
1984	20	30.4	33	47.0	6	22.6	1	0.0	20	6	●
1983	21	34.4	33	41.6	5	23.0	1	1.0	20	6	●
1980	20	33.1	32	35.6	7	29.0	1	2.3	60	4	●
1980	30	46.7	45	47.0	0	2.7	3	3.7	2	12	●
1979	31	42.7	44	50.3	0	4.4	3	2.6	26	10	●
1978	32	44.3	43	41.5	0	5.8	3	8.4	26	8	●
1976	28	47.9	44	36.5	2	9.9	4	5.7	26	10	●
1975	24	51.0	46	30.5	4	11.7	4	6.8	26	13	●
1973	19	29.3	47	43.4	7	10.9	5	15.3	78	16	●

Ward history of North Tyneside

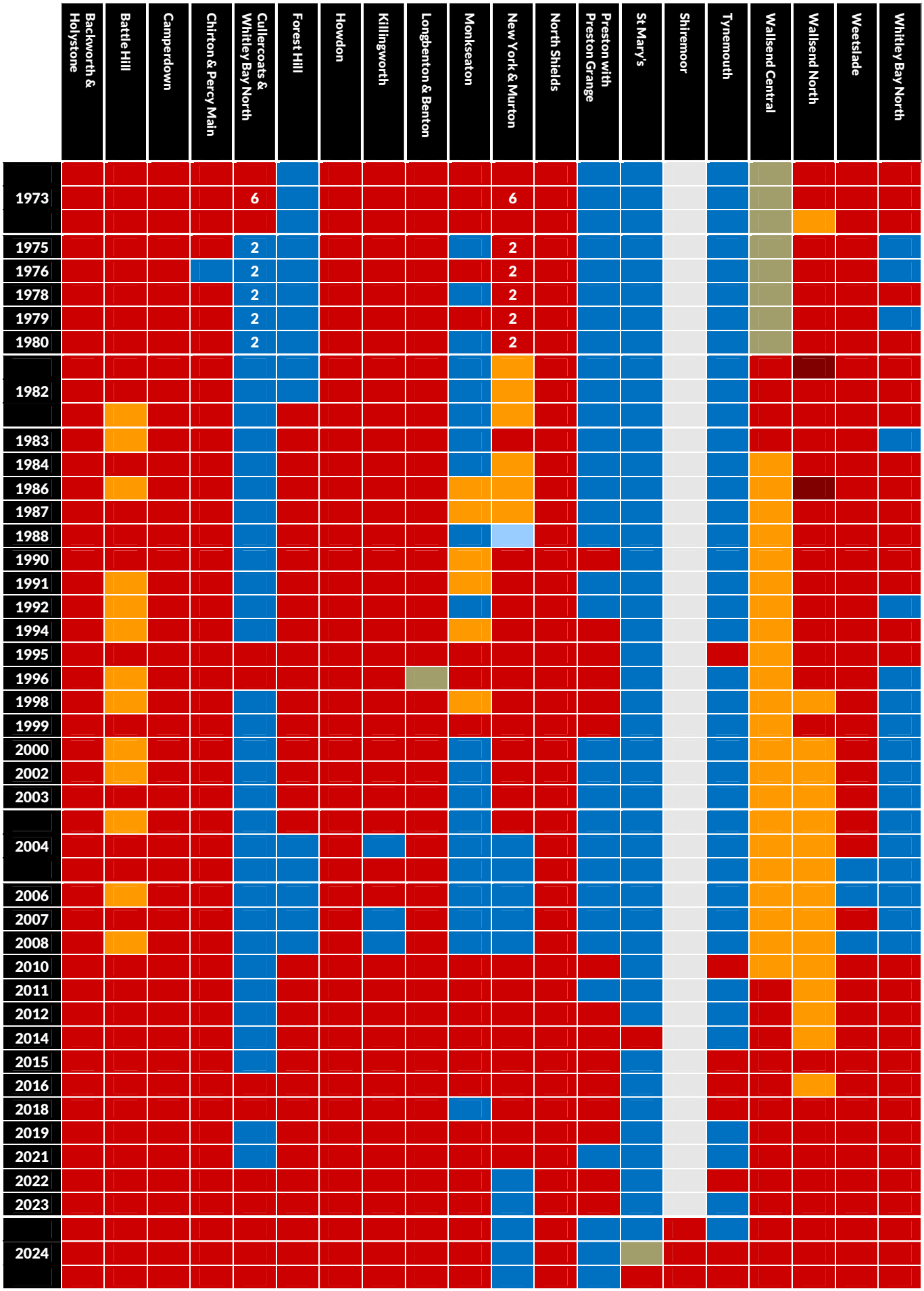

Backworth and Holystone
Cramlington and Killingworth

Louise A. Bell	**Lab**	**1,167**	**56.7**
Nigel J. Huscroft	**Lab**	**964**	**46.9**
James Webster	**Lab**	**926**	**45.0**
Alexander J. Amos	Con	533	25.9
Chike Anieto	Con	531	25.8
Aragorn J. Jones	Grn	506	24.6

Antededent: Valley

Battle Hill
Newcastle East and Wallsend

***Julie E. Cruddas**	**Lab**	**1,614**	**65.9**
Carl J. Johnson	**Lab**	**1,427**	**58.3**
Steve Phillips	**Lab**	**1,314**	**53.7**
Janet Ilderton	Con	520	21.2
Nick Martin	Grn	477	19.5

Antededent: Battle Hill

Camperdown
75% Cramlington & Killingworth, 25% Newcastle N.

Tracy A. Hallway	**Lab**	**1,136**	**66.7**
Steve Cox	**Lab**	**1,111**	**65.2**
Joan I. Walker	**Lab**	**999**	**58.6**
Adam P. Greenwood	Grn	622	36.5

Antededent: Camperdown

Chirton and Percy Main
Tynemouth

Rebecca O'Keefe	**Lab**	**1,116**	**47.5**
Hannah P. Johnson	**Lab**	**1,079**	**45.9**
Charles B. Pickard	**Lab**	**896**	**38.1**
Michael Harrigan	Ref	436	18.6
Stephen P. Bones	Con	360	15.3
Chloe Fawcett Reilly	Grn	338	14.4
Janet I. Mellor	Grn	291	12.4
Peter Robson	TUSC	209	8.9

Antededent: Chirton

Cullercoats and Whitley Bay South
Tynemouth

Jane Shaw	**Lab**	**2.222**	**49.1**
Willie Samuel	**Lab**	**2,036**	**45.0**
Andrew J. Spowart	**Lab**	**1,730**	**38.3**
Ian Appleby	Grn	1,204	26.6
Ken Barrie	Con	884	19.5
David J. Steven	Con	857	19.0
Claire E. Wedderman	Grn	742	16.4
Sopjie J. McGlinn	Grn	725	16.0
Rie Pearson	Ind	565	12.5
John Hoare	TUSC	200	4.4

Antededent: Cullercoats

Forest Hall
16% Cramlington & Killingworth, 84% Newcastle N.

Janet Hunter	**Lab**	**1,797**	**50.4**
Peter G. Earley	**Lab**	**1,569**	**44.0**
Joanne M. Sharp	**Lab**	**1,344**	**37.7**
Stuart C. Hill	Ind	886	24.8
John C. Appleby	LD	411	11.5
Deb Altman	Grn	406	11.4
Joshua T. Clark	Con	393	11.0
Julius B. Florentine	Grn	289	8.1
Mark J. Martinez	Grn	226	6.3

Antededent: Benton

Howdon
Newcastle East and Wallsend

Linda I. Bell	**Lab**	**1,281**	**46.8**
John L.L. Harrison	**Lab**	**1,273**	**46.5**
Matthew B. Thirlaway	**Lab**	**1,061**	**38.8**
Maureen L. Madden	Ind	533	19.5
Janice Richardson	Ref	428	15.6
Michael J. Renner	Grn	322	11.8
Connor Bones	Con	250	9.1

Antededent: Howdon

Killingworth
Cramlington and Killingworth

Pat Oliver	**Lab**	**1,356**	**56.2**
Paul Bunyan	**Lab**	**1,287**	**53.4**
Bryan S. Clark	**Lab**	**1,209**	**50.1**
David Sarin	Con	617	25.6
Isaac D. Ford	Grn	510	21.2

Antededent: Killingworth

Longbenton and Benton
Newcastle North

***Karen A. Clark**	**Lab**	**1,610**	**59.6**
Eddie Darke	**Lab**	**1,445**	**53.5**
Linda Darke	**Lab**	**1,311**	**48.5**
Fiona Gray	Grn	619	22.9
Brian Smith	Ref	370	13.7
Dan George	TUSC	256	9.5

Antededent: Longbenton

Monkseaton
Tynemouth

Davey Drummond	**Lab**	**2,238**	**54.5**
Sarah Day	**Lab**	**1,967**	**47.9**
Martin J. Murphy	**Lab**	**1,772**	**43.1**
Stewart T. Hay	Con	1,073	26.1
Kate E. Percival	Grn	605	14.7
Thomas Dehler	Grn	473	11.5
Vera Elliott	LD	400	9.7
Neil O. Percival	Grn	376	9.2
Lee Dickson	TUSC	157	3.8

Antededent: Monkseaton South

New York and Murton
Tynemouth

Olly Scargill	**Con**	**1,346**	**71.0**
Claire L. McGinty	**Con**	**961**	**50.7**
Jay L. Bartoli	**Con**	**902**	**47.6**
Peter J. Martin	Lab	616	32.5
Oskar A. Avery	Lab	609	32.1
Ryan A.K. Carter	Lab	599	31.6
Penny Remfry	Grn	217	11.5

Antededent: Collingwood

North Shields
Tynemouth

Wendy Lott	**Lab**	**1,316**	**41.0**
Josephine Mudzingwa	**Lab**	**1,289**	**40.1**
Frank Lott	**Lab**	**1,245**	**38.8**
Martin A. Osborne	Grn	583	18.2
Karen m. Weech	Ind	490	15.3
Sarah E. Graham	Ind	472	14.7
Chris Johnston	Ind	469	14.6
Adam Thewlis	Con	390	12.1
David C. Office	Con	367	11.4
Chris Pollard	LD	322	10.0
William G. Jarrett	WP	167	5.2

Antededent: Riverside

Preston with Preston Grange
Tynemouth

Liam A. Bones	**Con**	**1,717**	**44.6**
John J. Johnsson	**Con**	**1,557**	**40.5**
David W. Lilly	**Con**	**1,394**	**36.2**
Mark Ellis	Lab	1,136	29.5
Michael Morris	Lab	1,013	26.3
Cath Davis	Ind	821	21.3
Raz Razaq	Lab	773	20.1
Nick Fitzsimons	Grn	498	12.9

Antededent: Preston

St Mary's
Tynemouth

Ian McAlpine	**Con**	**1,510**	**34.8**
Andy Holdsworth	**Lab**	**1,373**	**31.6**
Judith Wallace	**Ind**	**1,320**	**30.4**
David C. Slater	Lab	1,232	28.4
Pam McIntyre	Ind	1,222	28.2
Trish Gargett	Con	1,182	27.2
Steven P. Robinson	Con	1,179	27.2
George C. Westwater	Lab	947	21.8
Stuart G. Murray	Ind	818	18.9
Vicki Parry	Grn	403	9.3
Janet E. Appleby	LD	341	7.9

Antededent: St Mary's

Shiremoor
82% Cramlington & Killingworth, 18% Tynemouth

Brian Burdis	**Lab**	**1,318**	**62.2**
Tommy Mulvenna	**Lab**	**1,189**	**56.1**
Kristin D. Nott	**Lab**	**1,018**	**48.0**
Caron L. Kirkham	Grn	633	29.9
Gordon Fletcher	Ref	515	24.3
Carole A. Nissen	Grn	362	17.1
Roger W. Maier	Grn	293	13.8

No antededent

Tynemouth
Tynemouth

Lewis C. Bartoli	**Con**	**1,876**	**42.3**
Tom Bailey	**Lab**	**1,757**	**39.6**
Julie Day	**Lab**	**1,712**	**38.6**
Christopher Johnston	Con	1,688	38.1
John R. Ord	Con	1,659	37.4
Daniel G. Gray	Lab	1,380	31.1
Matt Williams	Grn	692	15.6
Helen Smith	Ind	385	8.7

Antededent: Tynemouth

Wallsend Central
Newcastle East and Wallsend

Louise D. Marshall	**Lab**	**1,329**	**59.4**
Charlie Gray	**Lab**	**1,267**	**56.6**
Ian R. Grayson	**Lab**	**1,233**	**55.1**
Martin Collins	Grn	590	26.4
Richard Oliver	Ref	483	21.6
Julia Hayward	Grn	447	20.0
Sophie Hayward-Pattison	Grn	401	17.9

Antededent: Wallsend

Wallsend North
Newcastle East and Wallsend

Andy Newman	**Lab**	**1,416**	**60.9**
Jim Montague	**Lab**	**1,358**	**58.4**
Tricia Neira	**Lab**	**1,236**	**53.2**
Rosie Elliott	Ref	571	24.6
Ian Jones	Grn	553	23.8
Aliie Wilson Craw	Grn	380	16.4
John G. Morley	Grn	315	13.6

Antededent: Northumberland

Weetslade
Cramlington and Killingworth

***Sarah E. Burtenshaw**	**Lab**	**1,426**	**51.2**
Anthony McMullen	**Lab**	**1,378**	**49.5**
Liz McMullen	**Lab**	**1,356**	**48.7**
Michael A. Pickering	Con	785	28.2
Heather V.H. Amos	Con	784	28.1
Michael A. Newton	Grn	614	22.0

Antededent: Weetslade

Whitley Bay North
Tynemouth

Joe Kirwin	**Lab**	**2,233**	**54.7**
John O'Shea	**Lab**	**2,161**	**52.9**
Sandra M. Graham	**Lab**	**2,018**	**49.4**
Alan Steele	Grn	1,580	38.7
Helen M. Bell	Grn	1,226	30.0
Richard Smithson	Grn	988	24.2
David Nesbit	LD	507	12.4
Gordon Bell	WP	174	4.3

Antededent: Whitley Bay

Summary of results: North Tyneside

	Year	Elec	%Poll	Con	Lab	LD	Grn	Ind	Other
Backworth and Holystone	2024	6,696	30.3	25.9	49.5		24.6		
Valley	2023	10,001	26.5	16.7	63.4		10.9		9.1
	2022	10,085	28.1	20.9	64.5		10.7		3.9
	2021	10,046	31.8	27.8	57.7		9.7		4.8
Battle Hill	2024	7,901	32.9	21.2	59.3		19.5		
	2023	7,796	31.0	21.4	66.8		7.9		3.9
	2022	7,954	32.4	20.6	66.8		8.3		4.4
	2021	7,998	37.1	30.2	61.9	7.9			
Camperdown	2024	7,384	27.9		63.5		36.5		
	2023	7,765	25.3	21.5	59.3	9.5	9.6		
	2022	7,847	26.7	25.4	67.4		7.2		
	2021	7,852	29.8	32.1	67.9				
Chirton and Percy Main	2024	9,018	24.2	15.3	43.8		13.4		27.5
Chirton	2023	7,817	23.1	21.0	59.3		8.1		11.5
	2022	7,776	26.0	22.2	54.3		7.7		15.8
	2021	7,824	28.9	25.3	46.9		9.5		18.3
Cullercoats and Whitley Bay South	2024	9,018	48.8	19.3	44.1		19.7	12.5	4.4
Cullercoats	2023	7,394	49.0	41.3	47.0		8.8		2.8
	2022	7,479	49.9	40.8	48.3		8.3		2.6
	2021	7,546	51.5	45.7	42.0	3.1	7.0		2.2
Forest Hill	2024	7,739	40.2	11.0	44.0	11.5	8.6	24.8	
Benton	2023	7,709	38.6	10.7	54.0		6.5	26.8	
	2022	7,794	40.5	17.0	50.2	7.8	6.2	18.9	
	2021	7,801	43.4	22.8	53.2	7.5	7.3	9.1	
Howdon	2024	9,217	26.3	9.1	44.0		11.8	19.5	15.6
	2023	7,686	24.1	16.0	71.0		13.0		
	2022	7,819	26.4	19.6	70.0		10.4		
	2021	7,883	30.1	22.0	62.2		9.0		6.8

	Year	Elec	%Poll	Con	Lab	LD	Grn	Ind	Other
Killingworth	2024	4,840	35.5	25.6	53.2		21.2		
	2023	8,984	31.0	28.2	59.9		11.9		
	2022	9,044	31.9	28.5	58.9	5.8	6.8		
	2021	9,022	35.8	36.1	53.0	11.0			
Longbenton and Benton	2024	5,534	32.8		53.9		22.9		23.2
Longbenton	2023	8,583	27.7	15.9	71.3		8.6		4.2
	2022	8,442	28.5	17.9	68.9		13.1		
	2021	8,361	32.7	23.2	65.0		11.7		
Monkseaton	2024	8,816	45.2	26.1	48.5	9.7	11.8		3.8
Monkseaton South	2023	7,507	42.5	27.4	58.5		8.8		5.4
	2022	7,531	47.4	39.7	50.6		9.7		
	2021	7,569	49.6	43.6	44.8	4.8	6.8		
New York and Murton	2024	4,702	34.7	56.4	32.1		11.5		
Collingwood	2023	8,266	39.9	57.5	36.2		6.3		
	2022	8,281	37.4	51.9	41.2		6.9		
	2021	8,286	34.6		90.4	9.6			
North Shields	2024	8,121	35.4	11.7	40.0	10.0	18.2	14.9	5.2
Riverside	2023	8,261	24.4	22.3	57.4		13.7		6.6
	2022	8,252	25.8	22.3	60.2		12.0		5.5
	2021	8,209	29.9	26.5	55.6		8.9		9.0
Preston with Preston Grange	2024	7,545	47.4	40.4	25.3		12.9	21.3	
Preston	2023	6,516	45.4	40.6	49.3		7.6		2.4
	2022	6,607	46.8	41.0	49.4		5.0	3.0	1.6
	2021	6,582	50.5	48.2	36.8		11.6		3.4
St Mary's	2024	8,185	52.8	29.7	27.3	7.9	9.3	25.8	
	2023	7,015	52.5	37.2	29.1	4.4	4.4	24.9	
	2022	7,070	51.5	49.9	32.9	4.7	4.5	8.0	
	2021	7,091	56.4	57.5	25.1	9.0	8.5		
Shiremoor	2024	7,788	30.0		55.4		20.3		24.3
Tynemouth	2024	7,946	53.6	39.3	36.4		15.6	8.7	
	2023	8,227	48.7	43.9	43.4		7.3	2.4	3.1
	2022	8,253	49.8	38.4	49.9		10.0		1.7
	2021	8,263	52.1	43.9	41.5	4.3	10.3		
Wallsend Central	2024	7,947	31.4		57.0		21.4		21.6
Wallsend	2023	7,505	28.1	13.6	67.3		10.4		9.2
	2022	7,552	29.7	16.0	67.0	9.0	8.0		
	2021	7,670	32.2	18.6	51.8	21.8	7.8		
Wallsend North	2024	7,239	29.9		57.5		17.9		24.6
Northumberland	2023	7,600	26.7	20.9	66.1		13.0		
	2022	7,485	28.5	23.6	64.6		11.8		
	2021	7,272	33.9	19.8	43.9	36.4			
Weetslade	2024	8,974	36.0	28.2	49.8		22.0		
	2023	8,079	34.9	25.5	58.2	10.7	5.7		
	2022	8,093	37.6	21.0	43.9	35.1			
	2021	8,026	40.6	32.2	40.2	25.6			2.1
Whitley Bay North	2024	8,719	49.2		52.3	12.4	31.0		4.3
Whitley Bay	2023	7,342	45.3	9.8	54.0	1.5	30.6		4.1
	2022	7,360	47.5	12.8	50.5		35.5		1.3
	2021	7,328	49.5	21.1	45.1	5.2	28.4		

Norwich

0	0	6	19	1	3	6	15	0	2
◆		▼4		◆		▲2		▲2	

Labour lose to no overall control

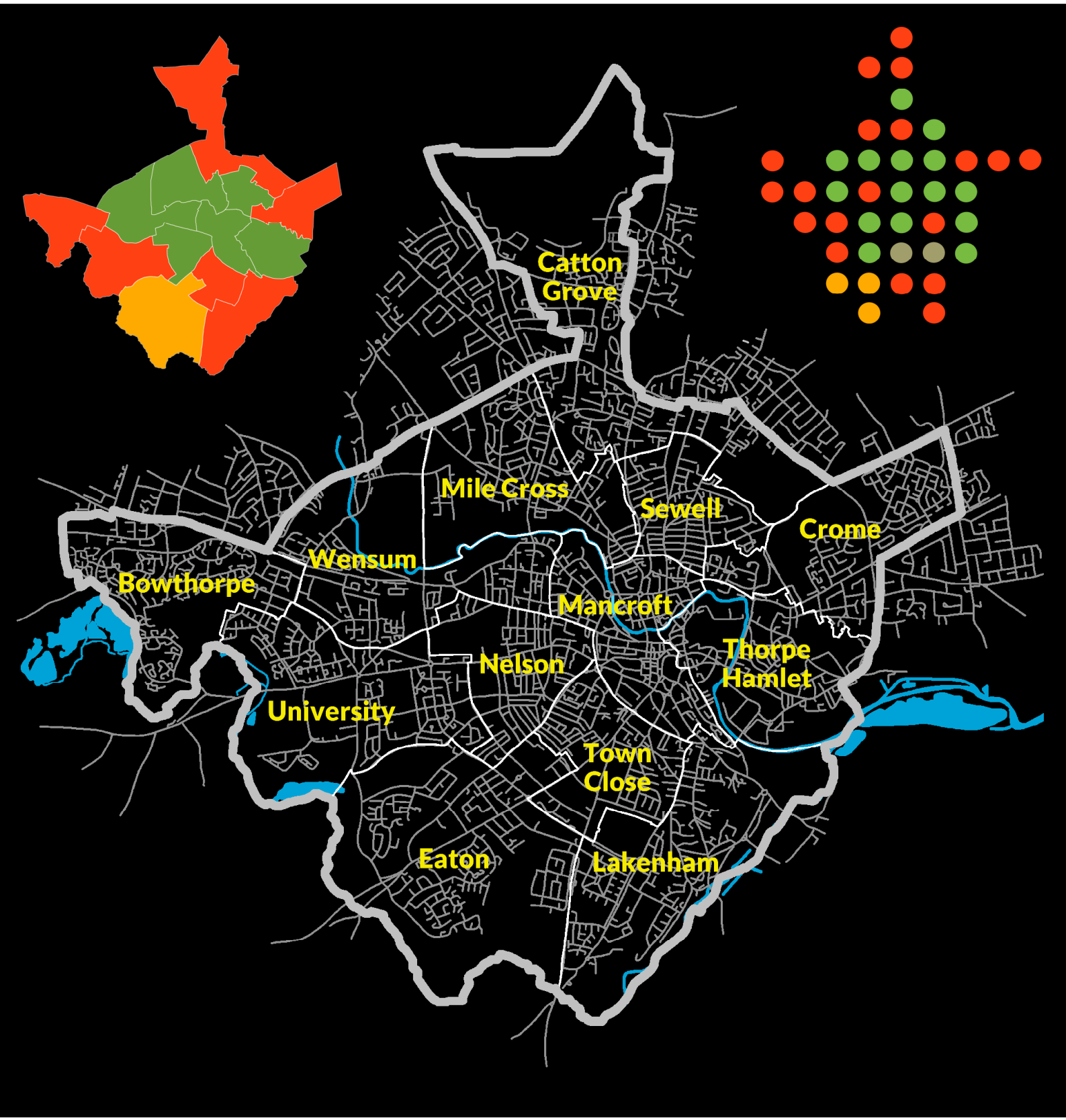

Electoral history of Norwich

	seats	%votes	seats	%votes	seats	%votes	seats	%votes	seats	%votes	Total	Majority
2024	0	10.3	19	40.2	3	11.0	15	32.0	2	6.5	13	
2023	0	11.9	23	42.7	3	12.2	13	33.0	0	0.2	13	7
2022	0	15.3	25	45.2	3	10.8	11	28.7	0	0.1	13	11
2021	0	22.5	26	41.7	3	9.4	10	24.8	0	1.6	13	13
2019	0	13.5	27	36.7	3	17.6	9	29.4	0	2.8	39	15
2018	0	19.7	31	49.2	3	11.4	5	19.4	0	0.3	13	22
2016	0	13.4	26	44.3	3	10.7	10	21.1	0	10.5	13	13
2015	0	21.4	21	34.9	3	10.6	15	25.0	0	8.1	13	3
2014	0	16.5	21	35.4	3	10.0	15	30.3	0	7.8	13	3
2012	0	16.3	21	39.7	3	13.0	15	30.4	0	0.6	13	3
2011	2	20.4	18	37.2	4	12.3	15	27.7	0	2.4	13	
2008	5	23.0	15	24.9	6	21.4	13	28.9	0	1.8	13	
2007	3	20.3	15	28.9	11	23.1	10	26.8	0	0.9	13	
2006	2	19.1	16	27.8	12	26.9	9	24.5	0	1.7	13	
2004	1	17.8	15	27.2	18	32.5	5	17.4	0	5.1	39	
2003	1	13.0	14	31.5	30	40.2	3	13.8	0	1.5	16	13
2002	1	13.0	20	33.5	25	45.2	2	7.6	0	0.7	16	3
2000	1	21.0	26	30.2	21	42.3	0		0	6.4	16	4
1999	0	18.8	34	38.6	14	38.5	0		0	4.1	16	20
1998	0	18.6	35	44.4	13	35.6	0		0	1.4	16	22
1996	0	15.2	37	52.9	11	28.7	0		0	3.2	16	26
1995	1	14.4	37	57.2	10	26.5	0		0	2.0	16	26
1994	2	13.3	35	54.6	11	30.9	0		0	1.2	16	22
1992	3	27.6	35	46.8	10	23.7	0		0	1.9	16	22
1991	3	19.8	36	46.5	9	29.5	0		0	4.3	16	24
1990	2	17.1	37	56.1	9	18.4	0		0	8.4	16	26
1988	2	23.6	37	51.7	9	19.6	0		0	5.0	16	26
1987	3	25.3	36	41.4	9	31.3	0		0	0.7	16	24
1986	4	21.1	38	49.8	6	26.5	0		0	2.7	16	28
1984	7	44.3	39	51.5	2	18.9	0		0	0.8	16	30
1983	9	30.9	37	48.9	2	19.5	0		0	0.7	16	26
1982	9	29.1	38	46.4	1	24.3	0		1	0.2	17	27
1980	9	31.7	37	57.1	1	10.9	0		1	0.4	16	26
1979	9	39.2	39	50.9	0	7.4	0		0	2.5	48	30
1976	12	41.5	36	50.0	0	6.4	0		0	2.0	48	24
1973	11	34.2	37	56.6	0	6.5	0		0	2.7	48	26

Ward history of Norwich

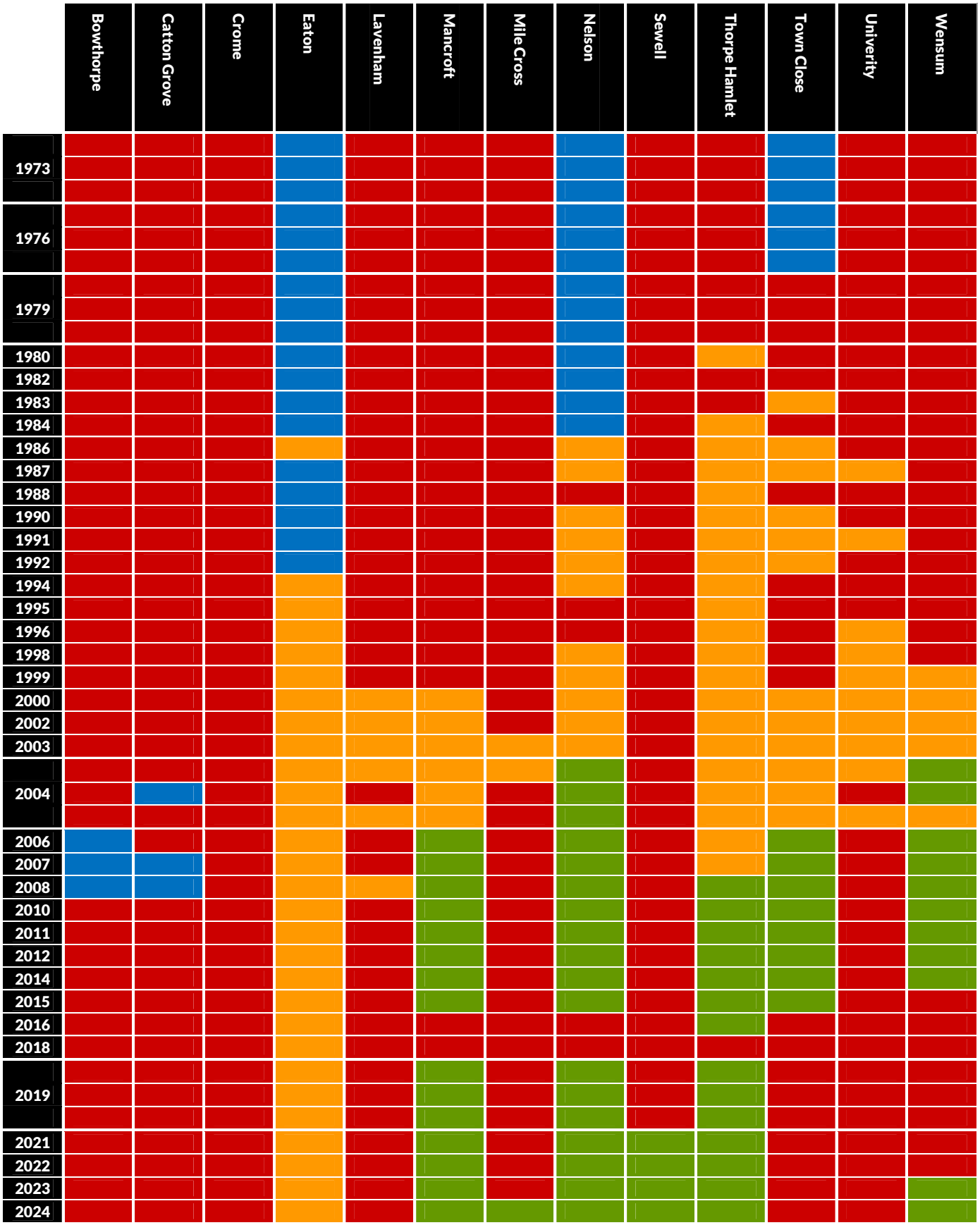

Bowthorpe
Norwich South

***Sue Sands**	**Lab**	**1,201**	**61.9**	**+10.0**
Rebeka Jones	Con	342	17.6	- 11.7
Oliver Springate-Baginski	Grn	226	11.6	
Sean T. Bennett	LD	172	8.9	+ 3.1

Catton Grove
Norwich North

***Mike Stonard**	**Lab**	**1,178**	**53.5**	**+ 6.0**
Simon M. Jones	Con	470	21.4	- 14.3
Tony Park	Grn	423	19.2	+ 7.2
Ian R. Williams	LD	129	5.9	+ 2.1

Crome
Norwich North

***Adam C. Giles**	**Lab**	**1,260**	**53.3**	**+ 8.7**
Tod James	Con	396	16.7	- 12.3
James A. Killbery	Grn	344	14.5	+ 1.4
Nick Taylor	Ref	260	11.0	
Nigel C. Lubbock	LD	105	5.9	+ 2.7

Eaton
Norwich South

***James W. Wright**	**LD**	**2,027**	**52.0**	**+ 7.7**
George A. Heaney	Lab	860	22.0	- 0.6
Janes I. Saunders	Grn	518	13.3	+ 2.9
Iain M.M. Gwynn	Con	496	12.7	- 9.9

Lakenham
Norwich South

Carli Harper	**Lab**	**1,433**	**58.2**	**+10.7**
Ell Folan	Grn	452	18.4	+ 2.8
Robert J. Hammond	Con	302	12.3	- 15.6
Carol D. Chilton	LD	151	6.1	- 3.0
Nicola J. Aldous	Ind	124	5.0	

Mancroft
Norwich South

***Martin K. Schmierer**	**Grn**	**1,579**	**61.8**	**+ 7.4**
Stuart J. McLaren	Lab	675	26.4	- 3.6
Jane M. Fisher	Con	211	8.3	- 5.1
Alan W. Wright	LD	88	3.4	+ 1.2

Mile Cross
Norwich North

Charlie Caine	**Grn**	**1,016**	**42.7**	**+26.1**
Jasper W. Haywood	Lab	948	39.9	- 11.7
Stephen Bailey	Ref	153	6.4	
Edita Szabo	Con	145	6.1	- 21.1
Neil Hardman	LD	74	3.1	- 1.5
Matty Watson	Ind	42	1.8	

Nelson
Norwich South

***Lucy F. Galvin**	**Grn**	**2,205**	**57.0**	**+ 3.5**
Michael T. Howard	Lab	1,260	32.5	- 3.7
John F. Fisher	Con	159	4.1	- 3.6
Philip Jimenez	LD	125	3.2	+ 0.7
Ben Clarke	Comm	122	3.2	

Sewell
Norwich North

***Gary C. Champion**	**Grn**	**1,667**	**58.4**	**+12.3**
Paul Guille	Lab	878	30.8	- 8.9
Georgi Dimitrov	Con	128	4.5	- 8.1
Carl Hicks	Ref	105	3.7	
Helen B. Arundell	LD	75	2.6	+ 1.0

Thorpe Hamlet
Norwich South

***Ash Haynes**	**Grn**	**1,288**	**44.7**	**+ 3.4**
Jane C. Overhill	Lab	1,142	39.6	+ 5.6
Alice V. Burt	Con	332	11.5	- 7.5
Jeremy N. Hooke	LD	121	4.2	+ 0.2

Town Close
Norwich South

Chris Smith	**Lab**	**1,481**	**41.8**	**- 9.8**
*Ian C. Stutely	Ind	1,432	40.4	
Mary J. Chacksfield	Con	445	12.5	- 8.5
David A. Fairbairn	LD	188	5.3	- 1.5

University
Norwich South

***Emma L. Hampton**	**Lab**	**1,212**	**48.4**	**- 5.4**
James A. Hawketts	LD	637	25.4	+19.6
Sean Gough	Grn	487	19.4	- 1.3
Cody J. Butler	Con	170	6.8	- 12.9

Wensum
Norwich South

Toby Bolton	**Grn**	**1,395**	**49.3**	**+21.1**
*Martin A. Peek	Lab	1,060	37.4	- 9.7
John M. Ward	Con	158	5.6	- 15.6
Eric P.A. Masters	Ref	137	4.8	
Gordon R. Dean	LD	82	2.9	- 0.6

Summary of results: Norwich

	Year	Elec	%Poll	Con	Lab	LD	Grn	Ind	Other
Bowthorpe	2024	7,096	27.5	17.6	61.9	8.9	11.6		
	2023	6.963	28.3	15.1	60.6	12.2	12.1		
	2022	6,844	29.1	20.6	59.0	9.3	11.1		
	2021	6,954	32.8	29.3	51.9	5.8		13.0	
Catton Grove	2024	8,009	27.7	21.4	53.5	5.9	19.2		
	2023	7,939	29.2	21.7	56.7	6.4	15.2		
	2022	7,827	29.5	24.5	53.8	6.2	15.5		
	2021	7,910	33.8	35.7	47.5	3.8	12.0		
Crome	2024	8,324	28.6	16.7	53.3	4.4	14.5		11.0
	2023	8,353	28.8	23.0	54.1	6.3	16.6		
	2022	8,211	31.7	31.9	52.4	4.4	11.3		
	2021	8,271	36.5	39.0	44.6	3.2	13.1		
Eaton	2024	7,950	49.2	12.7	22.0	52.0	13.3		
	2023	7,855	52.3	11.3	22.3	54.1	12.2		
	2022	7,759	55.3	13.1	30.6	48.4	7.9		
	2021	7,878	56.7	22.6	22.6	44.3	10.4		
Lakenham	2024	7,873	31.5	12.3	58.2	6.1	18.4	5.0	
	2023	7,776	31.9	13.9	56.9	9.4	19.8		
	2022	7,691	32.1	18.9	56.7	9.7	14.8		
	2021	7,726	36.4	27.9	47.5	9.1	15.6		
Mancroft	2024	7,904	32.6	8.3	26.4	3.4	61.8		
	2023	7,519	32.5	9.2	26.4	3.1	61.3		
	2022	7,397	35.3	9.4	26.6	2.1	61.9		
	2021	7,327	40.0	13.4	30.0	2.2	54.4		
Mile Cross	2024	7,904	30.3	6.1	39.9	3.1	42.7	1.8	6.4
	2023	7,777	27.4	12.6	47.9	5.8	31.1	2.6	
	2022	7,678	25.2	19.9	59.1	4.5	16.5		
	2021	7,738	28.5	27.2	51.6	4.6	16.6		
Nelson	2024	8,322	46.8	4.1	32.5	3.2	57.0		3.2
	2023	8,172	49.0	5.3	33.2	4.1	57.3		
	2022	8,180	49.4	5.6	36.8	3.3	53.3	1.0	
	2021	8,448	54.1	7.7	36.2	2.5	53.5		
Sewell	2024	7,799	36.9	4.5	30.8	2.6	58.4		3.7
	2023	7,708	39.2	6.3	36.1	2.4	55.2		
	2022	7,563	40.7	7.7	38.5	2.3	51.4		
	2021	7,790	32.3	12.6	39.7	1.6	46.1		
Thorpe Hamlet	2024	8,042	36.1	11.5	39.6	4.2	44.7		
	2023	7,841	37.3	11.5	34.2	5.4	48.8		
	2022	7,544	37.7	14.6	30.1	4.0	51.3		
	2021	8,137	37.9	19.0	34.0	4.0	41.3	1.6	
Town Close	2024	8,164	43.7	12.5	41.8	5.3		40.4	
	2023	7,980	41.9	16.4	55.3	7.3	21.0		
	2022	7,898	43.4	15.7	57.7	7.2	19.4		
	2021	7,466	46.7	21.0	51.6	6.8	20.6		
University	2024	9,116	27.8	6.8	48.4	25.4	19.4		
	2023	7,766	31.0	7.3	50.6	21.5	20.6		
	2022	7,089	29.8	14.0	55.9	7.1	23.1		
	2021	7,694	32.0	19.7	53.8	5.8	53.8		
Wensum	2024	8,529	33.5	5.6	37.4	.9	49.3		4.8
	2023	8,280	35.2	8.0	44.2	2.8	45.0		
	2022	8,136	32.2	14.1	53.5	4.2	28.2		
	2021	8,400	34.4	21.2	47.1	3.5	28.2		

Nuneaton and Bedworth boundary and council size changes

▼ 11	16	▲ 15	20	◆	0	◆	2	◆	0

Labour gain from Conservatives - majority: 2 seats

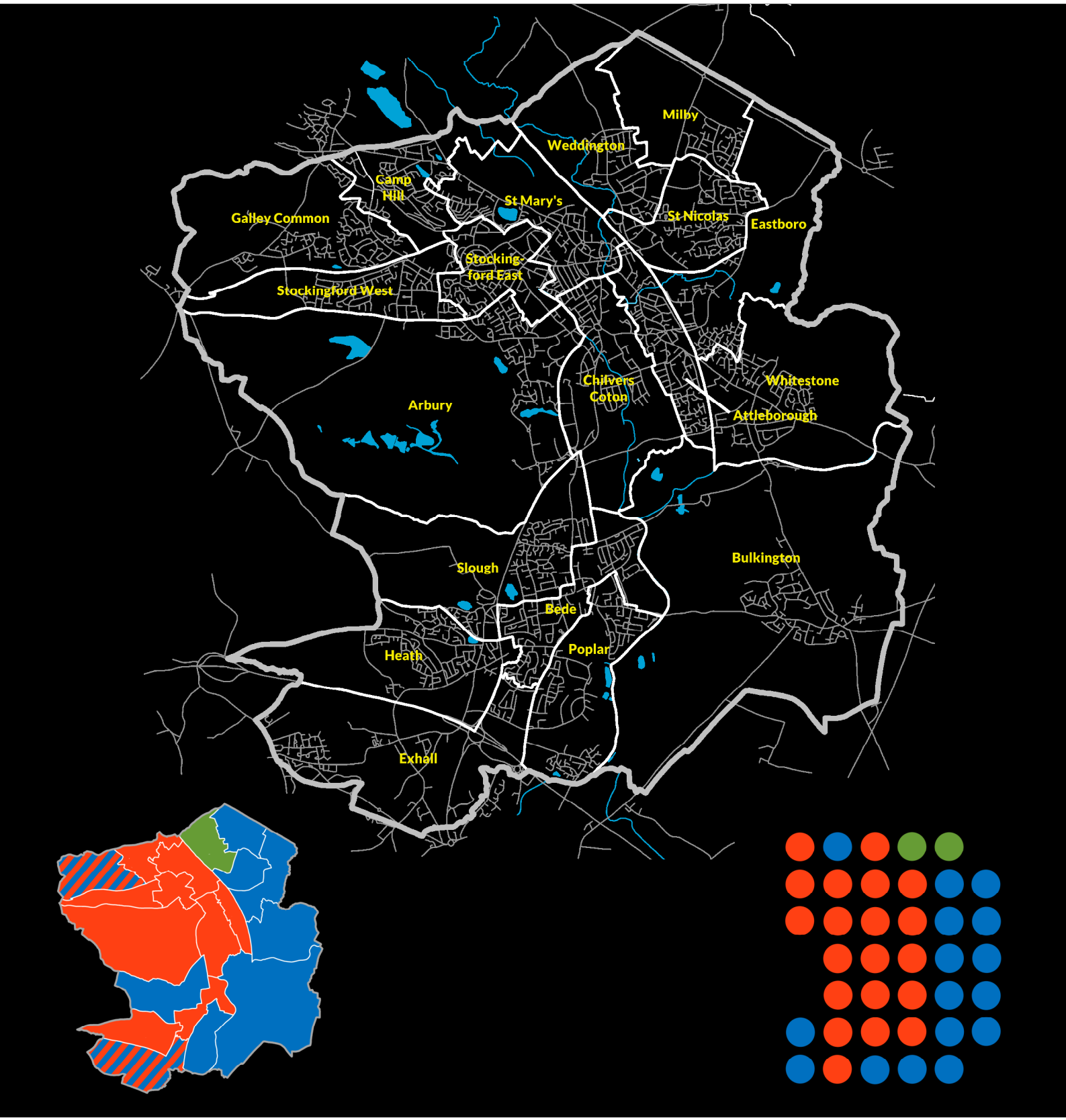

Electoral history of Nuneaton and Bedworth

	seats	%votes	seats	%votes	seats	%votes	seats	%votes	Total	Majority	
2024	16	42.0	20	42.2	0	0.2	2	15.4	38	2	●
2022	27	50.5	5	34.7	0	0.0	2	14.8	17	20	●
2021	26	58.2	7	26.3	0	0.0	1	15.5	17	18	●
2018	16	51.7	17	35.1	0	0.0	1	13.3	17		
2016	7	32.7	25	39.4	0	0.0	2	28.0	17	16	●
2014	3	29.9	28	41.5	0	0.0	3	27.7	17	22	●
2012	8	31.3	25	53.8	0	0.0	1	15.0	17	16	●
2010	14	41.1	17	45.1	0	2.8	3	10.9	17		
2008	18	46.8	14	33.9	0	1.7	2	17.6	17	2	●
2006	15	51.3	18	38.1	1	8.9	0	1.5	17	2	●
2004	11	47.4	22	38.1	1	9.2	0	5.3	17	10	●
2002	8	42.8	26	51.5	0	4.8	0	0.9	34	18	●
2000	10	45.7	35	45.0	0	6.8	0	2.5	15	25	●
1999	5	32.5	40	61.0	0	6.1	0	0.4	15	35	●
1998	4	32.5	41	59.4	0	1.9	0	6.3	15	37	●
1996	3	23.6	42	69.4	0	4.3	0	2.8	14	39	●
1995	6	25.1	39	70.1	0	2.4	0	2.5	15	33	●
1994	8	24.4	37	61.5	0	12.6	0	1.5	15	29	●
1992	9	37.6	36	49.8	0	12.4	0	0.2	14	27	●
1991	9	33.9	36	52.3	0	11.1	0	2.7	15	27	●
1990	10	29.6	35	61.9	0	6.4	0	8.5	15	25	●
1988	10	32.9	35	53.2	0	4.4	0	9.5	14	25	●
1987	11	32.9	33	44.3	1	21.0	0	1.7	15	21	●
1986	11	28.8	33	51.5	1	19.6	0	0.0	15	21	●
1984	11	34.3	32	43.9	2	21.1	0	0.7	15	19	●
1983	10	32.4	33	43.9	2	22.9	0	0.8	15	21	●
1982	11	29.7	32	40.7	2	29.2	0	0.4	15	19	●
1980	11	39.0	32	55.7	2	4.7	0	0.5	16	19	●
1979	13	39.4	30	51.0	2	8.4	0	1.3	45	15	●
1976	14	39.6	18	43.7	3	15.4	0	1.3	35	1	●
1973	7	26.3	26	47.5	2	22.0	0	4.2	35	17	●

Ward history of Nuneaton and Bedworth

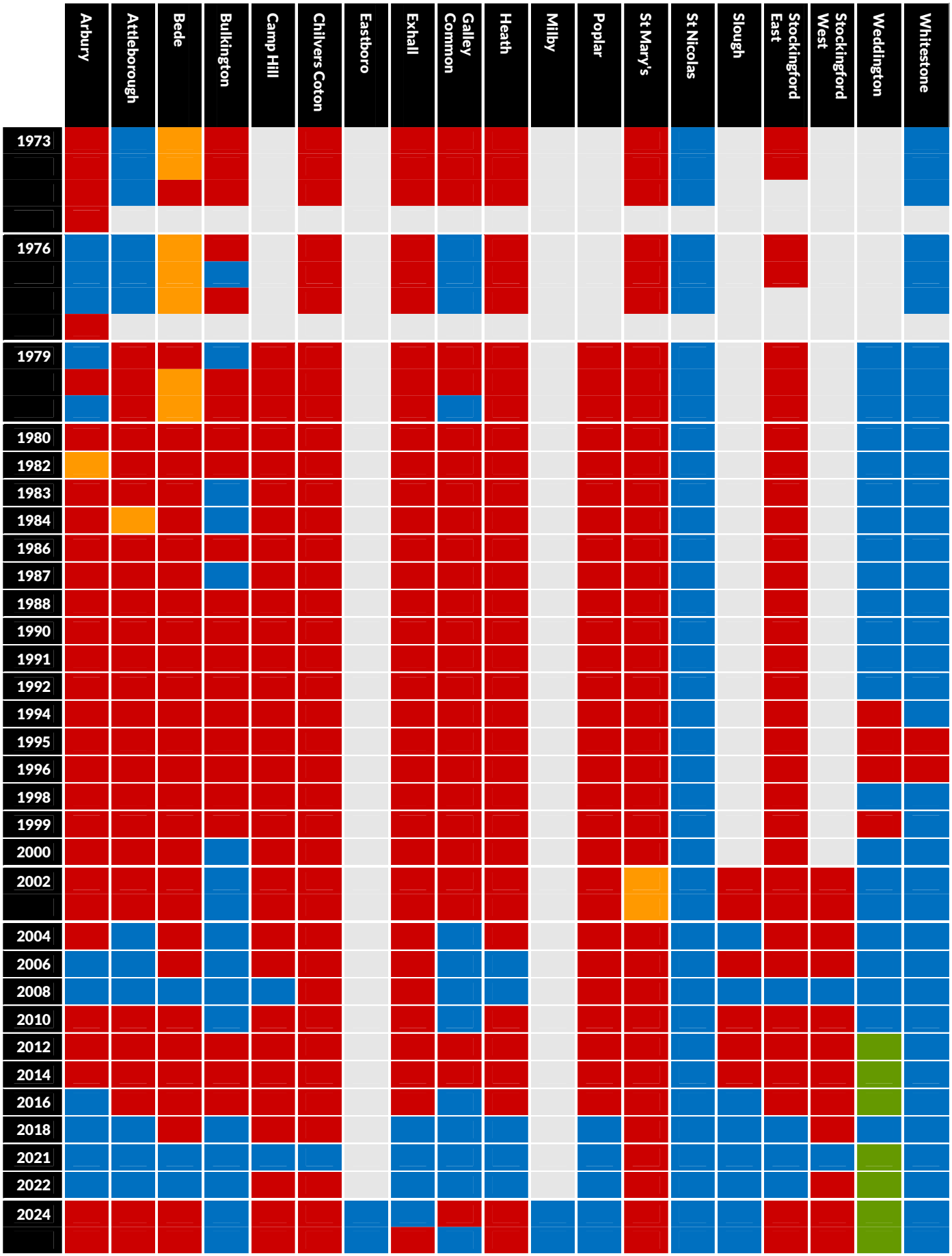

Arbury
Nuneaton

Brady L. Hughes	**Lab**	**695**	**48.0**
Christian D. Smith	**Lab**	**656**	**45.3**
*Clare Golby	Con	651	45.0
*Michael J. Green	Con	602	41.6
Eve A. Miller	TUSC	146	10.1

Antededent: Arbury

Attleborough
Nuneaton

Caroline S. Phillips	**Lab**	**644**	**48.5**
Stephen J. Hey	**Lab**	**624**	**47.0**
*Richard Baxter-Payne	Con	529	39.9
Kamaljeet Thiara	Con	457	34.4
Khalil Ahmed	Ind	200	15.1

Antededent: Attleborough

Bede
North Warwickshire and Bedworth

William J. Hancox	**Lab**	**799**	**62.4**
Anne-Marie L. Bull	**Lab**	**796**	**62.2**
Hayley J. Downs	Con	490	38.3
Peter J. Gilbert	Con	476	37.2

Antededent: Bede

Bulkington
Rugby

***Ljubisa Cvetkovic**	**Con**	**980**	**68.9**
Richard T. Smith	**Con**	**814**	**57.3**
John B. Beaumont	Lab	601	42.3
Campbell E. McKee	Lab	448	31.5

Antededent: Bulkington

Camp Hill
Nuneaton

Samjit K. Dhillon	**Lab**	**575**	**58.3**
Eric N.S. Amaechi	**Lab**	**523**	**53.1**
Colin S.E. Cape	Con	346	35.1
Romaine F. Tabet	Con	293	29.7
Paul E. Reilly	TUSC	117	11.9

Antededent: Camp Hill

Chilvers Coton
Nuneaton

***Tracy E. Sheppard**	**Lab**	**680**	**50.5**
Clarence A. Venson	**Lab**	**564**	**41.9**
David J. Fletcher	Grn	299	22.2
*Scott H.M. Harbison	Con	222	16.5
Sebastian L. Gran	Con	220	16.3
Bernadeete Quinn	TUSC	205	15.2

Antededent: Wem Brook

Eastboro
Nuneaton

Anthony J. Cooper	**Con**	**591**	**51.0**
Mark Etienne	**Con**	**475**	**41.0**
Brian Walmsley	Lab	408	35.2
Sunday W. Ajayi	Lab	383	33.0
Spring L.J. Vernon	Grn	231	19.9

No antededent

Exhall
North Warwickshire and Bedworth

***Damon P. Brown**	**Con**	**717**	**47.6**
Timothy Jenkins	**Lab**	**628**	**41.7**
Helen E. Sinclair	Lab	598	39.7
Sandra D, Walsh	Con	526	34.9
Merle R. Gering	Grn	152	10.1
Margaret E. Hunter	TUSC	66	4.4
Andrew Frampton	Cit	59	3.9
Megan E. Frampton	Cit	51	3.4

Antededent: Exhall

Galley Common
Nuneaton

Paul D. Hickling	**Lab**	**722**	**56.7**
Samuel R. Croft	**Con**	**654**	**51.4**
Alex D. Ratcliffe	Lab	621	48.8
Pappu P. Palamattom	Con	548	43.1

Antededent: Galley Common

Heath
North Warwickshire and Bedworth

Wilhelm F. Markham	**Lab**	**788**	**58.7**
Roberts Roze	**Lab**	**661**	**49.2**
*Jasbir Singh	Con	647	48.2
Lee Downs	Con	590	43.9

Antededent: Heath

Milby
Nuneaton

Michael Bird	**Con**	**524**	**51.3**
Jonathan M.T. Collett	**Con**	**462**	**45.2**
Lindsey J. Brookes	Lab	289	28.3
Theresa D. Brookes	Grn	277	27.1
Michael Fowler	Lab	214	20.9

No antededent

Poplar
North Warwickshire and Bedworth

Bhagwant S. Pandher	**Con**	**674**	**49.2**
Amarjit Khangura	**Con**	**619**	**45.2**
Luke Charles	Lab	576	42.0
Robert G. Copland	Lab	563	41.1
Kristine A. Cope	Grn	162	11.8
Richard J. Cope	Grn	147	10.7

Antededent: Poplar

St Mary's
Nuneaton

Bhim B. Saru	**Lab**	**809**	**71.8**
***Jill Sheppard**	**Lab**	**797**	**70.7**
Craig Aston	Con	355	31.5
Peter Aucott	Con	294	26.1

Antededent: Abbey

St Nicolas
Nuneaton

***Jeffrey S. Clarke**	**Con**	**1,002**	**53.4**
Jamie M. Hartshorn	**Con**	**842**	**44.9**
Joshua M. McDonagh	Lab	475	25.3
Matthew C. Smith	Lab	434	23.1
Andrew J. Heritage	Grn	429	22.9
Daniel A. Webb	TUSC	71	3.8

Antededent: St Nicolas

Slough
North Warwickshire and Bedworth

Susan J. Markham	**Con**	**750**	**40.3**
***Martin J. Walsh**	**Con**	**690**	**37.1**
Mark Garratt	Lab	674	36.3
Robert P. Waldron	Lab	596	32.1
Samuel J. Margrave	Ind	413	22.2
Mark Burdett	TUSC	91	4.9

Antededent: Slough

Stockingford East
Nuneaton

Jack P. Bonner	**Lab**	**736**	**61.5**
Nicola L. King	**Lab**	**713**	**59.6**
Christopher J. Collins	Con	510	42.6
Susan J. Underhill	Con	435	36.3

Antededent: Bar Pool

Stockingford West
Nuneaton

Christopher Watkins	**Lab**	**747**	**57.5**
Kathleen Price	**Lab**	**742**	**57.1**
Ewan R. Evans	Con	445	34.2
Jack A.C. Kennaugh	Con	426	32.8
Catherine M. Mosey	TUSC	120	9.2

Antededent: Kingswood

Weddington
Nuneaton

Michele M. Kondakor	**Grn**	**1,037**	**64.9**
Michael C. Wright	**Grn**	**847**	**53.0**
Graham R. Curtis	Con	363	22.7
Lilian Pilkington	Con	344	21.5
Sutish K. Badhan	Lab	261	16.3
Collette L. Watkins	Lab	259	16.2
Joy Salaja	LD	42	2.6

Antededent: Weddington

Whitestone
2% Nuneaton, 98% Rugby

Kristofer D. Wilson	**Con**	**1,173**	**59.5**
***Julian H. Gutteridge**	**Con**	**1,170**	**59.3**
Jamie L. Blakemore	Lab	568	28.8
Dianne J. Fowler	Lab	521	26.4
Sophie A. Bonner	Grn	256	13.0

Antededent: Whitestone

Summary of results: Nuneaton and Bedworth

	Year	Elec	%Poll	Con	Lab	LD	Grn	Ind	Other
Arbury	2024	5,687	26.9	43.3	46.7				10.1
	2022	5,322	27.5	56.7	34.2		9.1		
	2021	5,400	33.6	67.4	25.7		5.4	1.4	
Attleborough	2024	5,453	25.3	37.2	47.7			15.1	
	2022	5,672	27.5	52.1	34.2		13.7		
	2021	5,725	33.6	51.5	21.1		5.8	19.8	1.8
Bede	2024	6,390	24.3	37.7	62.3				
	2022	5,069	31.1	51.9	40.2		7.9		
	2021	5,163	31.5	61.3	38.7				
Bulkington	2024	5,078	31.6	63.1	36.9				
	2022	5,084	36.5	71.1	28.9				
	2021	5,075	42.6	80.1	19.9				
Camp Hill	2024	5,457	19.1	32.4	55.7				11.9
	2022	6,465	20.7	46.8	53.2				
	2021	6,486	21.8	53.4	32.6		10.9		3.0
Chilvers Coton	2024	4,862	24.7	16.4	46.2				15.2
Wem Brook	2022	5,324	26.5	36.6	54.3		7.3		1.9
	2021	5,406	29.1	44.8	44.6		10.6		
Eastboro	2024	3,943	29.2	46.0	34.1		19.9		
Exhall	2024	5,323	28.8	41.2	40.7				8.1
	2022	6,301	29.6	47.5	37.8		7.6		7.1
	2021	6,295	31.6	59.7	30.6		6.5		3.3
Galley Common	2024	6,210	23.9	47.3	52.7				
	2022	6,456	24.7	55.6	34.3		10.2		
	2021	6,326	28.3	62.8	28.7		8.5		
Heath	2024	5,996	25.5	46.1	53.9				
	2022	5,750	27.0	51.6	39.0		9.4		
	2021	5,832	32.4	65.8	34.2				
Milby	2024	2,621	37.1	48.3	24.6		27.1		
Poplar	2024	5,311	28.6	47.2	41.6		11.2		
	2022	5,757	28.2	52.1	38.1		9.8		
	2021	5,843	30.6	59.0	33.9		7.1		
St Mary's	2024	6,097	22.0	28.8	71.2				
Abbey	2022	6,225	27.0	27.5	60.5		12.0		
	2021	6,230	29.8	36.9	48.0		15.1		
St Nicolas	2024	4,784	37.4	49.2	24.2		22.9		3.8
	2022	6,823	37.9	47.6	14.3		38.1		
	2021	6,654	32.8	52.3	9.8		37.9		
Slough	2024	5,861	30.2	38.7	34.2			22.2	4.9
	2022	5,346	30.0	61.4	31.3		4.9		2.4
	2021	5,421	44.4	67.7	24.0		5.2		3.1
Stockingford East	2024	5,447	25.0	39.4	60.6				
Bar Pool	2022	5,345	25.7	47.6	41.3		11.0		
	2021	5,465	30.3	55.8	32.7		8.2	3.3	
Stockingford West	2024	5,964	22.2	33.5	57.3				9.2
Kingswood	2022	5,105	25.5	44.8	55.2				
	2021	5,200	28.0	55.3	36.9		4.7		2.2
Weddington	2024	5,151	32.6	22.1	16.3	2.6	59.0		
	2022	7,372	36.7	40.6	16.1		43.4		
	2021	7,250	42.4	40.0	10.3		49.7		
Whitestone	2024	5,414	37.4	59.4	27.6		13.0		
	2022	5,462	43.5	69.8	19.9		10.3		
	2021	5,557	20.4	85.8	14.2		12.9		

Oldham

2	8	7	27	2	9	0	0	0	16
▼3		▼5		▼1		◆		▲9	

Labour lose to no overall control

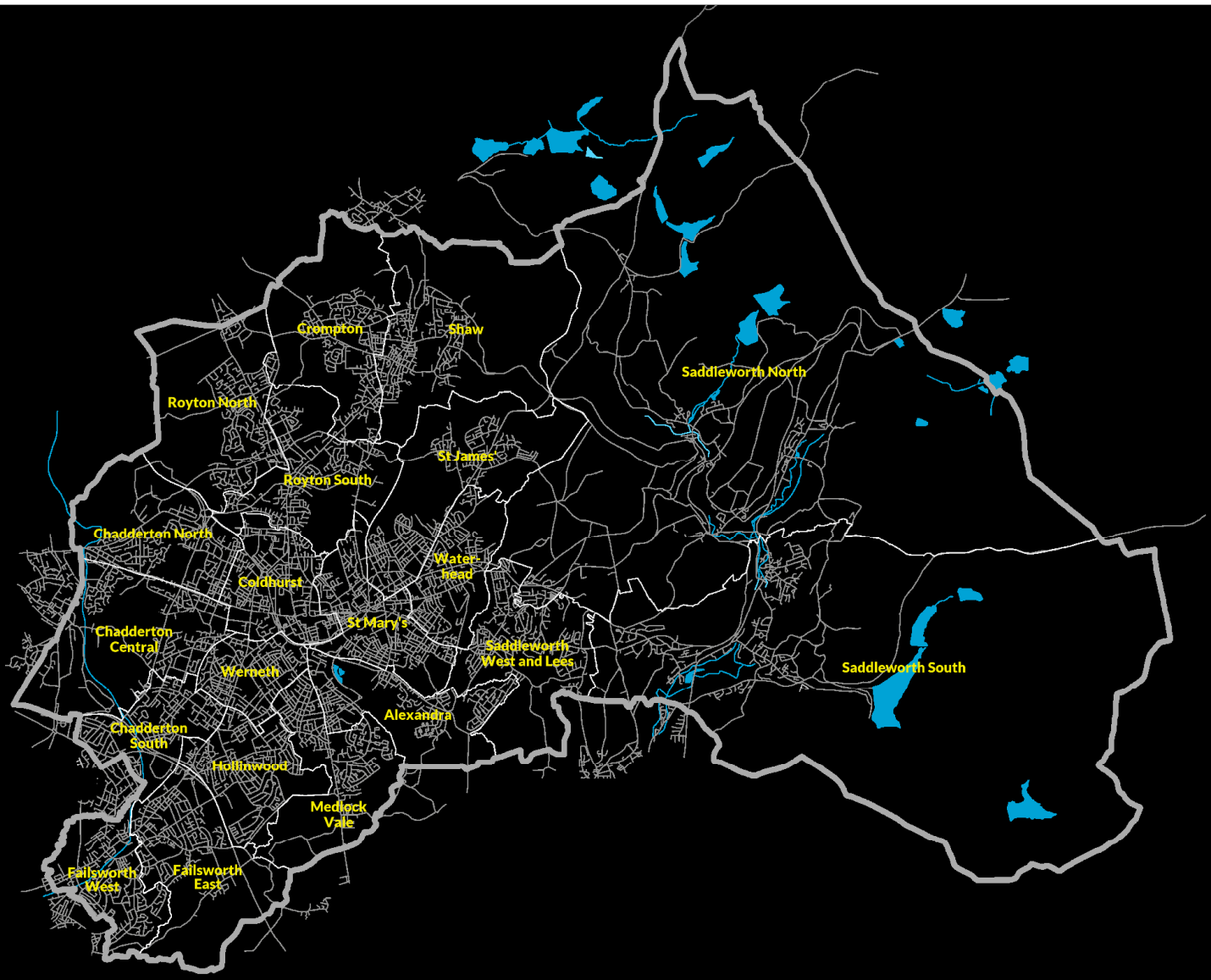

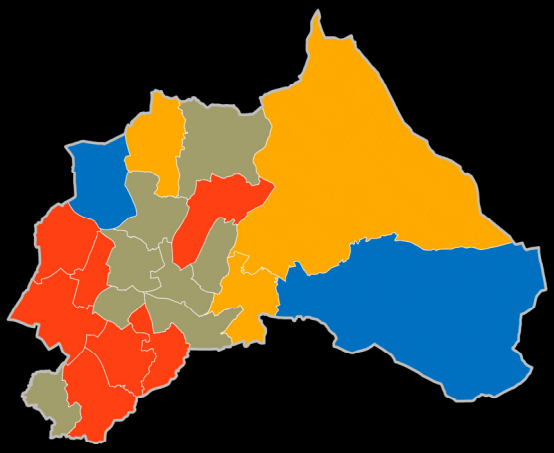

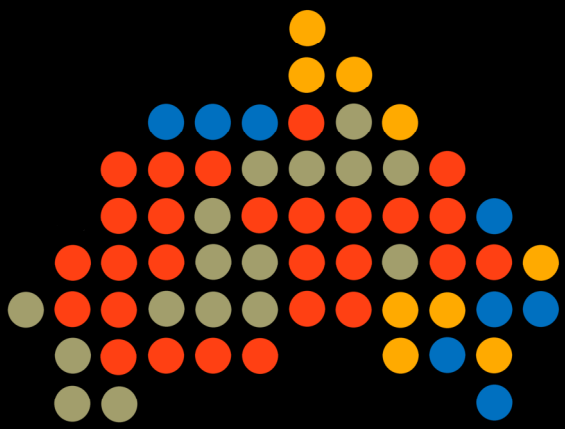

Electoral history of Oldham

	seats	%votes	seats	%votes	seats	%votes	seats	%votes	Total	Majority
2024	8	13.2	27	29.2	9	14.3	16	43.3	20	
2023	11	17.1	32	40.8	10	17.0	7	25.0	60	4
2022	9	21.1	35	44.3	9	13.6	7	21.0	20	10
2021	8	23.8	40	39.4	8	10.9	4	25.8	20	20
2019	4	12.8	46	40.8	8	13.0	2	33.4	20	32
2018	4	22.2	47	54.5	8	15.8	1	7.5	20	34
2016	2	12.3	45	49.1	9	13.1	4	25.4	20	30
2015	2	17.9	45	44.3	10	11.0	3	26.7	20	30
2014	2	12.6	45	45.4	10	13.0	3	29.0	20	30
2012	2	14.8	44	54.8	14	24.6	0	6.0	20	28
2011	4	19.2	34	52.7	21	23.4	1	4.6	20	8
2010	5	25.5	27	38.3	27	30.5	1	5.7	20	
2008	7	24.4	22	31.5	30	37.6	1	6.4	20	
2007	3	21.1	30	34.6	26	35.9	1	8.4	20	
2006	1	21.0	31	29.5	27	34.0	1	15.5	20	2
2004	2	19.4	32	33.2	25	28.5	1	18.9	60	4
2003	2	17.5	33	38.1	25	25.7	0	18.6	20	6
2002	2	14.3	28	41.3	29	32.8	1	11.7	20	
2000	2	15.5	25	32.1	31	50.6	2	1.8	20	2
1999	1	18.3	33	38.0	26	42.5	0	1.1	20	6
1998	0	16.8	36	42.2	23	40.2	1	0.9	20	12
1996	0	14.8	35	48.4	24	35.7	1	1.1	20	10
1995	5	13.8	30	48.6	23	35.5	2	2.1	20	
1994	7	16.0	29	42.7	23	40.3	1	0.9	20	
1992	7	33.8	33	35.6	19	30.2	1	0.3	20	6
1991	2	25.9	41	38.0	17	34.0	0	2.2	20	22
1990	4	23.7	42	55.2	14	18.8	0	2.3	20	24
1988	5	31.0	42	48.4	13	19.5	0	1.2	20	24
1987	10	32.6	41	40.9	9	26.0	0	0.5	20	22
1986	11	27.3	43	46.7	6	25.0	0	1.0	20	26
1984	16	37.1	40	50.7	4	12.1	0	0.1	20	20
1983	17	35.9	40	46.9	3	17.1	0	0.1	20	20
1983	18	34.2	39	39.6	3	26.1	0	0.1	20	18
1980	23	37.9	36	51.0	1	10.3	0	0.8	20	12
1979	31	42.1	27	48.3	2	9.2	0	0.3	20	2
1978	37	49.3	15	41.3	5	9.0	0	0.4	18	17
1976	28	48.9	20	34.4	8	14.8	1	1.9	18	
1975	15	42.1	30	31.2	11	22.1	1	4.6	18	3
1973	6	33.6	42	43.3	8	15.8	1	7.3	57	27

Ward history of Oldham

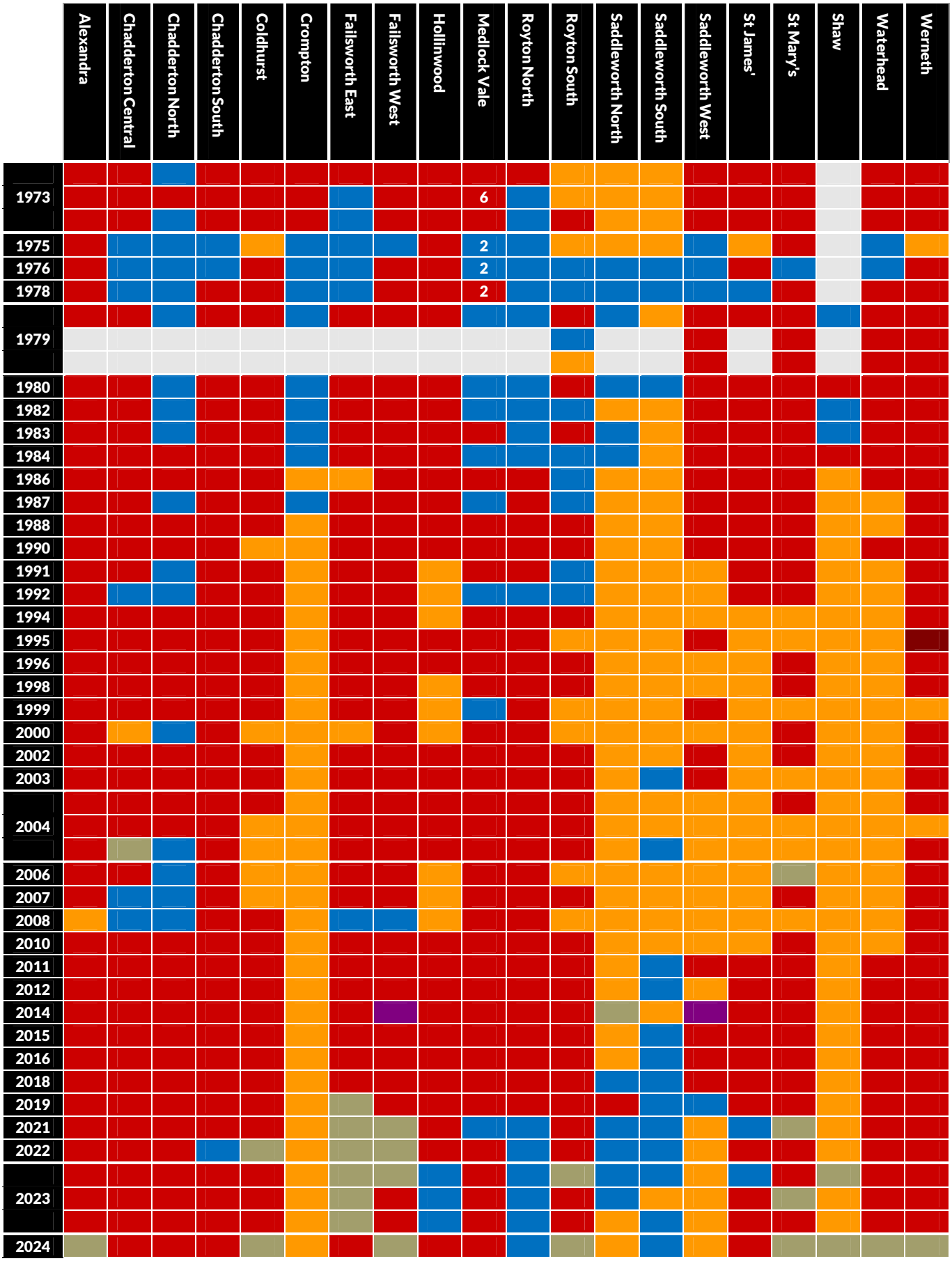

Alexandra
Oldham East and Saddleworth

Zaheer Ali	**Ind**	**1,494**	**52.1**	
Ghazala Rana	Lab	903	31.5	- 30.2
Carol Hardie	Ind	157	5.5	
Martin Dinoff	LD	135	4.7	- 5.9
Anne Taylor	Heart	94	3.3	
Md N. Chowdhury	Con	84	2.9	- 3.6

Chadderton Central
Oldham West, Chadderton and Royton

***Elaine Taylor**	**Lab**	**954**	**33.6**	**- 32.6**
Mohammed Razon	Con	935	33.0	+12.9
Lisa Roddy	Ind	243	8.6	
Irfat A. Shajahan	Ind	221	7.8	
Peter Brown	Ind	213	7.5	
Daniel Clayton	Grn	165	5.8	
Malik R. Abdul	LD	81	2.9	- 2.1
Rod Vance	Heart	25	0.9	- 7.7

Chadderton North
Oldham West, Chadderton and Royton

***Eddie Moores**	**Lab**	**1,383**	**48.9**	**- 0.7**
Moudad Ahmed	Con	824	29.2	- 12.2
Dominic Cadman	LD	401	14.2	+ 5.2
Mohammed S. Alam	Ind	218	7.7	

Chadderton South
Oldham West, Chadderton and Royton

***Holly L. Harrison**	**Lab**	**1,127**	**45.3**	**- 8.5**
Karl Bardsley	Con	597	24.0	+10.3
Andy Clare	Ref	359	14.4	
Mohammed Ali	Ind	272	10.9	
Michael D. Scholes	LD	132	5.3	- 3.7

Coldhurst
Oldham West, Chadderton and Royton

Montaz A. Azad	**Ind**	**2,304**	**54.7**	
*Ruji S. Surjan	Lab	1,329	31.5	- 21.3
Rachel Pendlebury	LD	193	4.6	- 4.4
Mustafa A. Mustak	Ind	139	3.3	
Sheraz Gondal	Grn	136	3.2	
Muhammed A.R. Dara	Con	113	2.7	- 0.5

Crompton
Oldham East and Saddleworth

***Diane Williamson**	**LD**	**1,180**	**44.0**	**0.0**
Lee M. Navesey	Ind	895	33.4	+ 4.3
David J. Barker	Lab	431	16.1	- 1.2
Michele Stockton	Con	173	6.5	- 3.1

Failsworth East
Manchester Central

Ken Rustidge	**Lab**	**731**	**33.1**	**- 1.0**
*Lucia Rea	Ind	712	32.2	
Catherine Charnock	Ind	620	28.1	
Foysal A. Chowdhury	Con	104	4.7	- 3.4
Barbara A. Beeley	LD	42	1.9	- 2.6

Failsworth West
Manchester Central

Mark J. Wilkinson	**Ind**	**1,104**	**48.5**	
Kyle Phythian	Lab	774	34.0	- 0.5
Jane N. Cashinella-Vaughan	Ind	293	12.9	
Md M. Chaudhary	Con	70	3.1	- 5.0
Lynne C. Thompson	LD	37	1.6	- 2.9
Majid Khan	Ind	26		

Hollinwood
Oldham West, Chadderton and Royton

Naseem Aslam	**Lab**	**846**	**33.4**	**- 2.1**
*Muhammad Irfan	Ind	812	32.1	
John Lawrence	Hsg	173	6.8	- 1.1
Muhammed R. Alom	Con	172	6.8	- 32.3
Ewan Edge	Ind	146	5.8	
Ian Whitehead	Ind	139	5.5	- 3.1
Jason Bromley	Grn	132	5.2	
Roger M. Blackmore	LD	113	4.5	- 3.3

Medlock Vale
Oldham West, Chadderton and Royton

***Umar Nasheen**	**Lab**	**1,374**	**44.9**	**- 17.9**
Shamas A. Altaf	Ind	987	32.3	
Shona Farnworth	LD	300	9.8	+ 0.1
Muhammad Yasir	Ind	226	7.4	
Akhtar Hussain	Con	172	5.6	- 0.9

Royton North
Oldham West, Chadderton and Royton

***Lewis Quigg**	**Con**	**1,458**	**50.3**	**+ 4.3**
Clint Phythian	Lab	1,037	35.8	- 3.3
Miranda Meadowcroft	Grn	231	8.0	
Jeffrey Garner	LD	174	6.0	+ 0.2

Royton South
Oldham West, Chadderton and Royton

Jade Hughes	**Ind**	**1,200**	**50.4**	**+27.3**
*Steven Bashforth	Lab	877	36.8	+ 4.3
Tom Penketh	LD	155	6.5	+ 0.1
Jim Stidworthy	Grn	151	6.3	

Saddleworth North
Oldham East and Saddleworth

***Garth Harkness**	**LD**	**1,279**	**41.7**	**+ 8.8**
Hannah J. Roberts	Lab	779	25.4	- 3.3
Stuart J. Pyefinch	Con	630	20.6	- 8.1
Christopher Marshall	Ind	376	12.3	+ 0.4

Saddleworth South
Oldham East and Saddleworth

***Max J. Woodvine**	**Con**	**1,107**	**31.7**	**- 1.4**
Amy L. Wrigley	LD	821	23.5	- 3.2
Dominic J. Wall	Lab	809	23.1	+ 1.1
Paul B. Errock	Ind	642	18.4	+ 0.2
Fesl Reza-Khan	Grn	116	3.3	

Saddleworth West and Lees
Oldham East and Saddleworth

***Mark Kenyon**	**LD**	**1,603**	**55.5**	**- 3.2**
Paul Shilton	Ind	675	23.4	+ 4.4
Dave Barter	Lab	468	16.2	+ 0.1
Mujibur Rahman	Con	141	4.9	- 1.1

St James'
Oldham East and Saddleworth

***Josh Charters**	**Lab**	**757**	**36.3**	**+ 1.4**
Christopher McManus	Con	628	30.1	- 4.3
Amoy Lindo	Ind	554	26.5	+ 3.0
Roger Hindle	LD	149	7.1	- 0.1

St Mary's
Oldham East and Saddleworth

Aisha Kouser	**Ind**	**2,769**	**63.5**	
*Ali U.A. Salamat	Lab	1,367	31.4	- 9.7
Mohammed Hussain	LD	120	2.8	- 2.3
Khaled Ahmed	Con	104	2.4	- 0.3

Shaw
Oldham East and Saddleworth

Lisa A. Navesey	**Ind**	**1,011**	**42.1**	**+ 0.1**
*Hazel Gloster	LD	961	40.0	- 1.1
Stephen G. Hewitt	Lab	356	14.8	+ 0.8
Md Y. Qurashi	Con	76	3.2	+ 0.9

Waterhead
Oldham East and Saddleworth

Naveed T. Chowan	**Ind**	**1,221**	**38.9**	
*Ros Birch	Lab	876	27.9	- 15.5
Joe Beeston	LD	298	9.5	- 1.2
Jack Davies	Ref	280	8.9	
Stuart Allsopp	Ind	201	6.4	
Ruhid M. Chowdhury	Con	168	5.4	
Paul Taylor	Heart	93	3.0	

Werneth

Oldham West, Chadderton and Royton

***Nyla Ibrahim**	**Ind**	**2,362**	**55.8**	
Amjad Ali	Ind	1,471	34.7	
Hamza Uddin	LD	227	5.4	-22.4
Mohammed S. Miah	Con	175	4.1	- 2.6

Summary of results: Oldham

	Year	Elec	%Poll	Con	Lab	LD	Grn	Ind	Other
Alexandra	2024	7,654	39.0	2.9	31.5	4.7		57.6	3.3
	2023	7,458	30.5	6.5	61.7	10.6		11.0	10.3
	2022	7,609	25.0		76.3	14.4	9.4		
	2021	7,370	32.0	17.1	69.4	5.5	8.0		
Chadderton Central	2024	8,031	35.8	33.0	33.6	2.9	5.8	23.9	0.9
	2023	7,866	38.2	20.1	66.2	5.1			8.6
	2022	7,965	31.3	31.6	51.8	5.9	5.0		5.6
	2021	8,257	34.1	32.9	49.0	4.7	6.8		6.6
Chadderton North	2024	8,510	33.8	29.2	48.9	14.2		7.7	
	2023	8,451	31.5	41.4	49.6	9.0			
	2022	8,227	35.0	35.5	53.1	5.7	5.9		
	2021	8,386	40.4	15.5	47.6	3.8	4.2	28.9	
Chadderton South	2024	8,925	28.1	24.0	45.3	5.3		10.9	14.4
	2023	8,730	24.9	13.7	53.8	9.0		23.5	
	2022	8,086	31.9	47.1	43.3	9.6			
	2021	8,114	31.3	40.6	47.1	3.0			9.2
Coldhurst	2024	9,841	43.5	2.7	31.5	4.6	3.2	58.0	
	2023	9,515	49.7	3.2	52.8	5.2		38.7	
	2022	8,643	48.2	4.6	43.7	3.1		48.6	
	2021	9,038	53.9	4.9	46.5	1.4	7.2	45.0	
Crompton	2024	7,815	34.4	6.5	16.1	44.0		33.4	
	2023	7,815	32.3	9.6	17.3	44.0		29.1	
	2022	8,354	32.9	23.2	14.2	51.0			11.6
	2021	8,184	36.6	35.2	13.1	41.9	4.8		5.0
Failsworth East	2024	7,905	28.1	4.7	33.1	1.9		60.3	
	2023	7,853	24.8	11.8	34.1	10.9		43.1	
	2022	7,903	29.9		31.2	3.8		65.0	
	2021	7,833	38.9	6.8	33.8	1.3		58.0	
Failsworth West	2024	7,854	29.5	3.1	34.0	1.6		11.4	
	2023	7,778	27.6	8.1	34.5	4.5		52.9	
	2022	7,798	31.1		40.0	2.8		57.2	
	2021	7,948	40.3	5.5	40.1	1.0		53.4	
Hollinwood	2024	8,687	29.4	7.3	35.8	4.8	5.6	46.5	
	2023	8,416	29.7	39.1	35.5	7.8		9.7	7.9
	2022	7,505	22.3	18.3	58.9	8.8			14.0
	2021	7,773	25.7	24.2	52.4	5.1			18.3
Medlock Vale	2024	8,695	35.7	5.6	44.9	9.8		39.7	
	2023	8,463	34.5	6.5	62.8	9.7		20.9	
	2022	8,230	37.4	18.2	57.7	7.8			16.4
	2021	9,191	42.3	47.6	32.9	2.6			16.8
Royton North	2024	8,555	34.2	50.3	35.8	6.0	8.0		
	2023	8,581	33.4	46.0	39.1	5.8			9.1
	2022	8,096	34.0	47.4	40.1	5.9	3.6		3.1
	2021	7,722	36.7	43.1	39.8	4.6			12.5
Royton South	2024	7,655	31.4		36.8	6.5	6.3	50.4	
	2023	7,523	31.2		32.5	6.4		23.1	2.4
	2022	8,413	29.9	40.0	43.0	5.1	4.9	4.3	2.8
	2021	8,198	32.7	37.3	41.6	4.5	7.3		9.3

Summary of results: Oldham - continued

	Year	Elec	%Poll	Con	Lab	LD	Grn	Ind	Other
Saddleworth North	2024	7,790	39.7	20.6	25.4	41.7		12.3	
	2023	7,747	38.7	35.7	28.7	32.9		11.9	
	2022	7,612	39.2	42.8	28.7	11.1			17.5
	2021	7,851	47.5	35.5	17.9	24.3	6.3		16.0
Saddleworth South	2024	8,141	41.6	31.7	23.1	23.5	3.3	18.4	
	2023	8,117	40.9	33.1	22.0	26.7		18.2	
	2022	7,911	42.8	34.6	23.7	19.5		13.5	8.7
	2021	8,279	47.2	35.7	22.9	15.8	6.3	8.3	11.0
Saddleworth West & Lees	2024	8,282	35.1	4.9	16.2	55.5		23.4	
	2023	8,257	34.8	31.0	31.6	6.5		21.3	
	2022	8,411	38.3	9.5	12.8	43.2			34.5
	2021	8,449	38.9	19.3	22.4	29.8			28.5
St James'	2024	8,015	26.4	30.1	36.3	7.1		26.5	
	2023	7,991	26.4	34.4	34.9	7.2		23.5	
	2022	7,769	25.7	36.9	39.6	5.1	3.7		14.7
	2021	8,217	29.0	44.0	35.6	4.2	4.2		12.0
St Mary's	2024	9,151	48.2	2.4	31.4	2.8		63.5	
	2023	8,735	49.2	2.5	46.1	5.1		46.3	
	2022	8,643	27.0	7.0	78.8	8.4	5.8		
	2021	9,704	47.8	4.6	41.5	3.4	2.4	48.1	
Shaw	2024	7,385	32.7	3.2	14.8	40.0		42.1	
	2023	7,314	31.7	2.9	14.0	41.1		42.0	
	2022	7,948	32.4		18.8	42.7			38.5
	2021	7,579	32.7	12.3	16.2	48.2			23.2
Waterhead	2024	8,929	35.3	5.4	27.9	9.5		45.3	11.9
	2023	8,612	32.4	27.6	43.4	10.7		9.0	9.3
	2022	8,228	26.7	19.2	59.4	10.8			10.6
	2021	8,671	29.3	21.6	50.0	13.2	4.7		10.6
Werneth	2024	9,452	45.6	4.1		5.4		90.5	
	2023	9,211	54.3	6.7	65.5	27.8			
	2022	7,646	35.4	5.8	88.5	5.7			
	2021	8,792	38.9	12.5	79.7	7.9			

Oxford

0	0	10	20	5	9	4	8	4	4	1	7
◆		▼12		◆		▲1		▲4		▲7	

Labour lose to no overall control

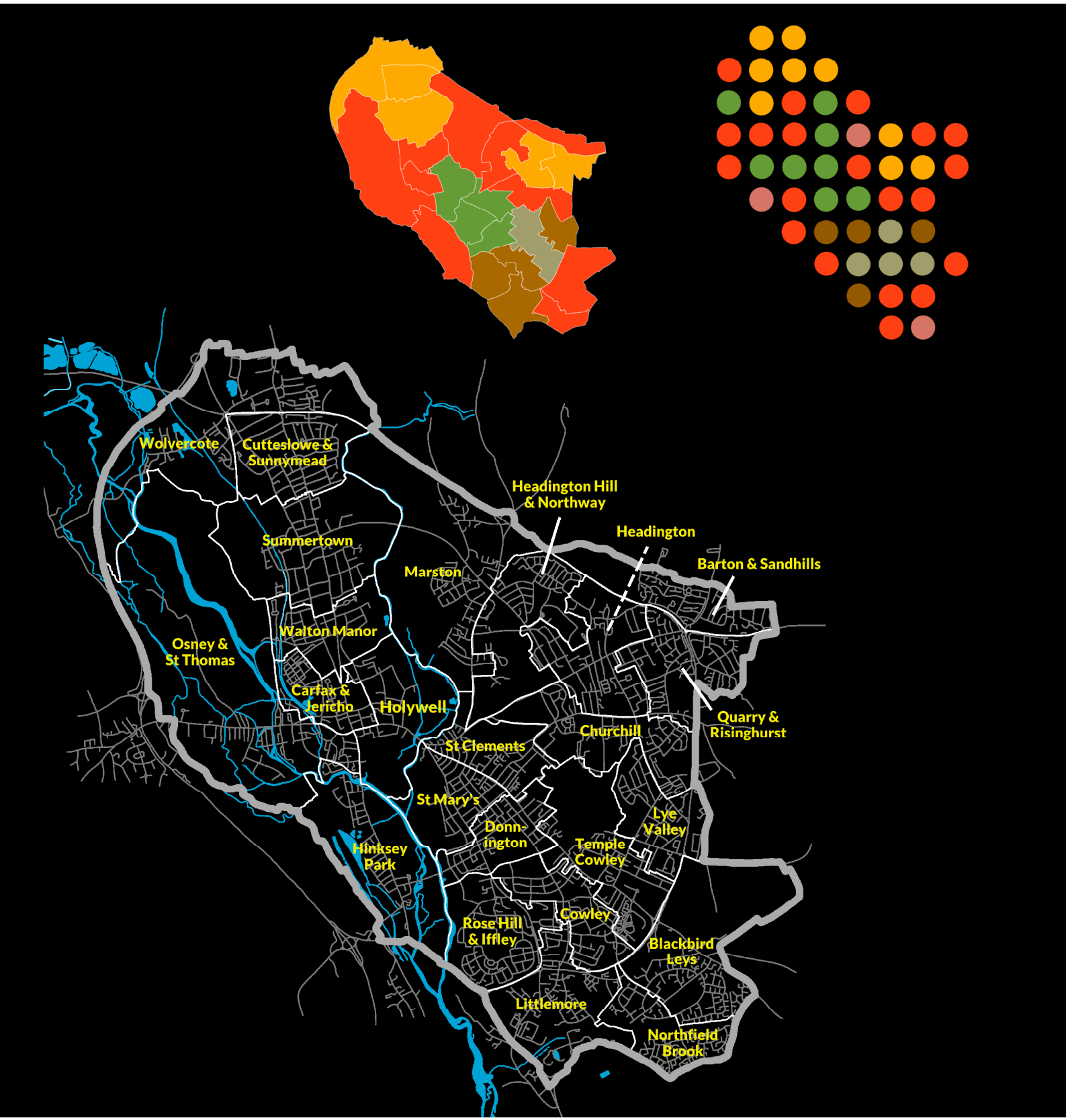

Electoral history of Oxford

	seats	%votes	seats	%votes	seats	%votes	seats	%votes	seats	%votes	Total	Majority	
2024	0	7.1	20	38.0	9	15.5	8		11	39.4	24		
2022	0	8.0	32	43.9	9	16.9			7	31.2	24	16	●
2021	0	14.9	34	41.0	9	17.7			5	26.3	48	20	●
2018	0	12.9	36	47.8	9	23.3			3	16.0	24	24	●
2016	0	12.7	35	47.0	8	18.1			5	22.2	24	22	●
2014	0	15.6	33	42.3	8	17.6			7	24.5	24	18	●
2012	0	14.6	29	43.8	13	17.0			6	24.6	24	10	●
2010	0	19.6	25	34.5	17	30.6			6	15.2	24	2	●
2008	0	20.2	23	34.6	16	22.8			9	22.4	24		
2006	0	12.0	17	30.6	19	31.6			12	25.8	24		
2004	0	17.7	20	27.5	18	30.6			10	24.2	24		
2002	0	15.7	29	37.4	15	25.5			4	21.6	48	10	●
2000	1	19.6	20	31.0	21	30.1			9	19.2	17		
1999	0	16.8	28	36.3	16	27.6			7	19.3	17	5	●
1998	0	15.7	33	39.1	14	25.7			4	20.4	17	15	●
1996	0	18.1	39	46.1	9	19.9			3	15.8	17	27	●
1995	4	17.9	38	52.5	8	16.6			1	12.9	17	25	●
1994	7	19.4	36	46.4	7	21.0			1	13.3	17	21	●
1992	10	31.1	35	40.7	6	17.5			0	10.7	17	19	●
1991	9	26.7	37	41.6	5	18.5			0	13.2	17	23	●
1990	10	24.2	30	50.9	5	12.8			0	12.2	15	15	●
1988	10	38.0	30	44.9	5	13.5			0	3.7	15	15	●
1987	11	35.1	29	39.7	5	23.2			0	1.9	15	13	●
1986	11	28.7	30	45.9	4	23.7			0	1.7	15	15	●
1984	15	33.2	27	46.5	3	18.7			0	1.7	15	9	●
1983	15	38.5	28	41.5	2	18.0			0	2.1	15	11	●
1982	18	37.2	26	37.9	1	23.2			0	1.8	16	7	●
1980	21	40.4	24	49.2	0	7.6			0	2.8	15	3	●
1979	26	44.5	19	42.4	0	7.2			0	5.9	45	7	●
1976	30	48.6	15	41.8	0	6.3			0	3.3	45	15	●
1973	12	35.5	30	41.8	3	21.2			0	1.5	45	15	●

Ward history of Oxford

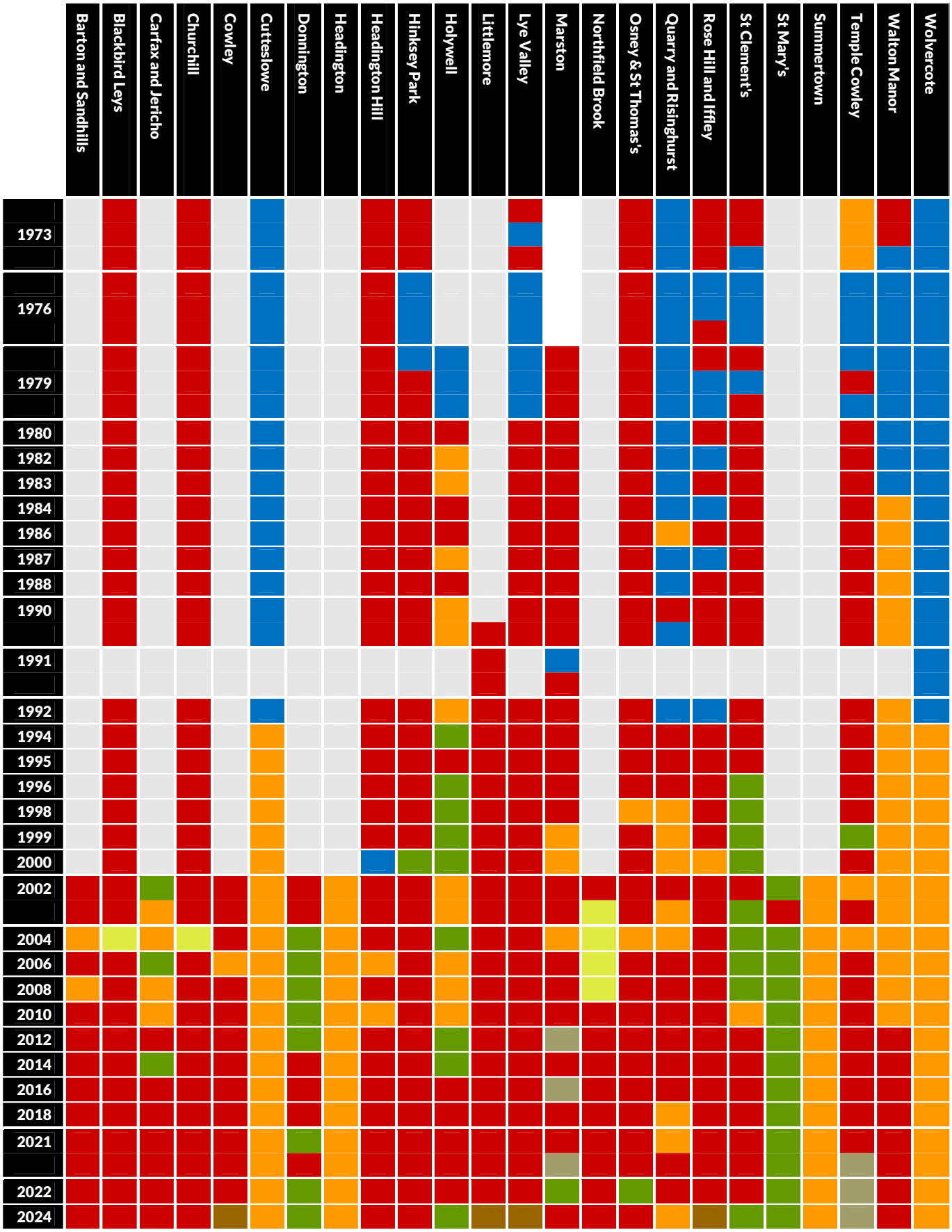

Barton and Sandhills
Oxford East

Asima Qayyum	**Lab**	**454**	**35.9**	**- 10.0**
Chuka Artwell	All	402	31.8	
Jabu Nala-Hartley		173	13.7	
Eric S.J. Sukumaran	Con	119	9.4	- 6.6
Paul Rogers	LD	118	9.3	+ 0.8

Blackbird Leys
Oxford East

***Linda K. Smith**	**Lab**	**423**	**42.5**	**- 6.3**
Michael A. Evans	Ind	369	36.2	
Patricia G.M. Jones	Con	72	7.1	- 17.2
Cynthia A. Muthoni	Grn	53	5.2	- 6.0
Sam Bennett	TUSC	52	5.1	
Alexandrine A. Kantor	LD	41	4.0	- 5.4

Blackbird Leys by-election

Lubna A.H. Arshad	**Lab**	**411**	**49.3**
Suzette McLean	Ind	340	40.8
David N. Thomas	Grn	43	5.2
Agnieszka B. Kowalska	TUSC	40	4.7

Carfax and Jericho
Oxford West and Abingdon

***Lizzy Diggins**	**Lab**	**689**	**56.6**	**+ 7.6**
Emma Garnett	Grn	323	26.5	+ 2.8
Jessica F. Frankopan	LD	113	9.3	- 8.0
Alexander J. Elliott	Con	92	7.6	- 0.7

Churchill
Oxford East

***Mark R Lygo**	**Lab**	**572**	**51.4**	**- 8.6**
Mark Bhagwandin	Con	188	16.9	+ 0.3
Duncan Watts	Grn	145	13.0	- 10.0
James D.P. Morbin	TUSC	111	10.0	
Peter C. Coggins	LD	97	8.7	+ 4.9

Cowley
GAIN

Oxford East

Ian Yeatman	**All**	**842**	**39.2**	
Mark Hull	Lab	614	28.6	- 16.6
Scott A. Urban	LD	484	22.5	+18.7
Sam Alston	Grn	113	5.3	- 17.7
Luke S. King	Con	64	3.0	- 7.7
Alex Chapman	TUSC	30	1.4	

Cutteslowe and Sunnymead
Oxford West and Abingdon

***Andrew J. Gant**	**LD**	**834**	**41.8**	**- 6.1**
Charlotte Vinnicombe	Lab	515	25.8	+ 3.0
Sam McNeil	Con	397	19.9	+ 3.1
John Fox	Grn	247	12.4	- 0.1

Donnington
Oxford East

Max Morris	**Grn**	**701**	**39.4**	**- 4.9**
Toby S.W. James	Lab	536	30.1	- 13.6
Halima S. Banaras	All	414	23.3	
Simon J. Bazley	Con	72	4.0	- 3.1
Pippa Hitchcock	LD	34	1.9	- 1.4
Kerensa Hone	TUSC	22	1.2	

Headington
Oxford East

***Mohammed Altaf-Khan**	**LD**	**847**	**39.6**	**- 8.1**
Peter West	Ind	577	27.0	
Sumukh Kaul	Lab	485	22.7	- 8.7
Ray Hitchins	Grn	163	7.6	- 4.1
Harjot Bajaj	Con	67	3.1	- 6.1

Headington Hill and Northway
Oxford East

***Nigel C. Chapman**	**Lab**	**653**	**53.7**	**+ 2.0**
Stephen R. Hurt	Grn	216	17.8	+ 3.6
Alexander R. Horsfall-Turner	Con	205	16.9	- 1.8
Hana Packford	LD	141	11.6	- 3.8

Hinksey Park
Oxford East

Anna D. Railton	**Lab**	**917**	**51.0**	**- 5.0**
Benjamin Christopher	All	391	21.7	
Nuala A. Young	Grn	337	18.7	+ 6.2
Rick Tanner	LD	95	5.3	- 4.1
Simon P. Howell	Con	59	3.3	- 2.9

Holywell
GAIN

Oxford West and Abingdon

Dianne C. Regisford	**Grn**	**452**	**46.1**	**+13.1**
Colin Cook	Lab	372	37.9	- 10.7
Heather I. Judge	LD	98	10.0	- 1.0
Emily F/ Scaysbrook	Ind	59	6.0	

Littlemore
GAIN

Oxford East

Anne M. Stares	**All**	**814**	**47.2**	
Sandy Douglas	Lab	730	42.3	- 12.1
Tamsin S.T. Blaxter	Grn	98	5.7	- 9.7
Eleonore R. Vogel	LD	50	2.9	- 5.1
Rachel L. Cox	TUSC	32	1.9	

Lye Valley
GAIN

Oxford East

Judith A. Harley	**All**	**654**	**44.1**	
Inka Oshodi	Lab	593	40.0	- 6.2
James R.H. Thornley	Grn	120	8.1	- 1.1
Timothy D. Patmore	Con	70	4.7	- 20.7
Beverley J. Joshua	LD	47	3.2	- 6.0

Marston
Oxford East

***Mary R. Clarkson**	**Lab**	**868**	**44.7**	**+17.0**
Kate J. Robinson	Grn	718	37.0	+16.8
Duncan V. Hatfield	Con	288	14.0	- 1.0
Daniel S. Levy	LD	69	3.6	- 0.1

Northfield Brook
Oxford East

Simon J.P. Ottino	**Lab**	**392**	**40.3**	**- 9.6**
Susana M.P. De Sousa	All	385	39.6	
David R. Newman	Grn	68	7.0	- 9.0
Paul J. Sims	Con	68	7.0	- 9.3
Rosemary Morlin	LD	37	3.8	- 5.7
Rosie Douglas-Brown	TUSC	23		

Osney and St Thomas
Oxford West and Abingdon

***Susanna Pressel**	**Lab**	**902**	**54.5**	**- 0.2**
Sarah J. Edwards	Grn	567	34.3	+ 0.6
Adrian C. Rosser	LD	100	6.0	
Caleb Van Ryneveld	Con	85	5.1	- 3.0

Quarry and Risinghurst
GAIN

Oxford East

***Roz Smith**	**LD**	**868**	**34.7**	**0.0**
James W.J. Taylor	Lab	861	34.5	- 9.2
Sandra Ramcharan	All	512	20.5	
Liz Taylor	Grn	153	6.1	- 4.1
Daniel Stafford	Con	105	4.2	- 7.4

Rose Hill and Iffley
GAIN

Oxford East

David Henwood	**All**	**870**	**44.1**	
Michele V.A. Paule	Lab	814	41.2	- 10.4
Heather L. Stallard	Grn	159	8.1	- 18.7
Jennifer J. Jackson	Con	61	3.1	- 8.4
Katherine R. Norman	LD	56	2.8	- 4.9
Ruben Simwogerere	TUSC	14	0.7	- 1.6

St Clement's
Oxford East

Alex Powell	**Grn**	**524**	**32.9**	**+ 7.6**
Sal Naqvi	All	507	31.8	
Jesse S.J. Erlam	Lab	475	29.8	- 28.5
Geraldine A. Coggins	LD	62	3.9	- 4.7
James Bonner	TUSC	25	1.6	

Summertown
Oxford West and Abingdon

Theodore E. Jupp	**LD**	**662**	**38.3**	**- 2.3**
Paul D. Shuter	Lab	589	34.0	+ 5.7
David J. Pope	Con	278	16.1	0.0
Indrani Sigamany	Grn	201	11.6	- 3.4

Walton Manor
Oxford West and Abingdon

***James Fry**	**Lab**	**837**	**57.9**	**- 4.1**
Liz Wade	LD	246	17.0	- 11.9
Chris Goodall	Grn	232	16.0	
Penelope A. Lenon	Con	131	9.1	+ 0.1

St Mary's
Oxford East

***Chris Jarvis**	**Grn**	**890**	**46.6**	**- 12.0**
Matthew G.L. Leigh	Lab	518	27.1	- 6.5
John E. Skinner	All	409	21.4	
Richard Whelan	LD	43	2.3	- 2.1
George Robinson	Con	28	1.5	- 1.9
Orlando Munoz	TUSC	22	1.2	

Temple Cowley
Oxford East

Mohammed Azad	**Ind**	**888**	**48.6**	
Charlie Hicks	Lab	657	35.9	+ 1.3
Richard J. Scrase	Grn	129	7.1	- 5.2
Tony Brett	LD	71	3.9	- 0.8
Fay L. Sims	Con	52	2.8	- 3.0
Boris Fedorov	WP	31	1.7	

Wolvercote
Oxford West and Abingdon

***Steve Goddard**	**LD**	**839**	**50.3**	**- 0.9**
Andrew Siantonas	Lab	383	22.9	+ 6.1
Daniel P. Campbell	Con	276	16.5	+ 1.4
Philippa Lanchbery	Grn	171	10.2	- 6.7

Summary of results: Oxford

	Year	Elec	%Poll	Con	Lab	LD	Grn	Ind	All	Other
Barton and Sandhills	2024	4,521	28.2	9.4	35.9	9.3		13.7	31.8	
	2022	4,283	26.8	15.6	52.8	10.7		19.3		1.7
	2021	4,305	30.2	16.0	45.9	8.5	11.8	17.8		
Blackbird Leys	2024	4,012	20.1	7.1	42.5	4.0	5.2	36.2		5.1
	2022	4,109	20.4		75.3	8.2	8.7			7.8
	2021	4,146	22.1	24.3	48.8	9.4	11.2			6.3
Carfax and Jericho	2024	3,625	34.1	7.6	56.6	9.3	26.5			
	2022	3,912	36.7	6.7	56.2	11.8	25.4			
	2021	3,709	37.7	8.3	49.0	17.3	23.7			1.7
Churchill	2024	4,721	24.0	16.9	51.4	8.7	13.0			10.0
	2022	4,342	26.6	14.5	57.9	8.5	13.3			5.8
	2021	4,773	26.5	16.6	60.0	7.2	12.7	3.4		
Cowley	2024	4,899	44.2	3.0	28.6	22.5	5.3		39.2	1.4
	2022	4,793	42.8	6.1	48.0	2.6	9.6	33.7		
	2021	4,921	42.9	11.3	45.2	3.8	23.0	16.7		
Cutteslowe and Sunnymead	2024	4,979	40.4	19.9	25.8	41.8	12.4			
	2022	4,876	44.1	13.1	22.3	55.5	9.1			
	2021	4,840	48.7	16.8	22.8	47.9	12.5			
Donnington	2024	4,509	35.2	4.0	30.1	1.9	39.4		29.3	1.2
	2022	4,284	46.6	3.7	31.4	1.9	39.9	23.1		
	2021	4,508	44.6	7.1	43.7	3.3	44.3	1.6		
Headington	2024	4,774	45.1	3.1	22.7	39.6	7.6	27.0		
	2022	4,796	46.4	7.1	37.2	48.0	6.4			1.3
	2021	4,877	45.8	9.2	31.4	47.7	11.7			
Headington Hill and Northway	2024	4,162	29.8	16.9	53.7	11.6	17.8			
	2022	3,964	39.0	6.1	48.7	6.1	9.1	30.0		
	2021	4,182	35.5	18.7	51.7	15.4	14.2			
Hinksey Park	2024	4,350	41.7	3.3	51.0	5.3	18.7		21.7	
	2022	4,309	42.6	6.0	61.9	11.7	20.4			
	2021	4,232	48.8	6.2	56.0	9.4	12.5	15.9		
Holywell	2024	2,800	35.3		37.9	10.0	46.1	6.0		
	2022	3,136	32.8		49.7	14.0	36.4			
	2021	2,952	36.8	7.4	48.6	11.0	33.0			
Littlemore	2024	4,429	33.7		42.3	2.9	5.7		47.2	1.9
	2022	4,036	40.3	11.5	44.3	3.4	6.5	34.3		
	2021	4,081	36.0	22.2	54.4	8.0	15.4			

	Year	Elec	%Poll	Con	Lab	LD	Grn	Ind	All	Other
Lye Valley	2024	4,098	36.4	4.7	40.0	3.2	8.1		44.1	
	2022	4,112	32.4	9.1	41.3	4.5	10.1	35.0		
	2021	4,170	30.0	25.4	46.2	9.2	9.2			
Marston	2024	4,624	42.9	14.8	44.7	3.6	37.0			
	2022	4,506	51.6	13.4	36.4	3.2	47.0			
	2021	4,673	52.3	15.0	27.7	3.7	20.2	33.5	33.5	
Northfield Brook	2024	4,380	22.4	7.0	40.3	3.8	7.0		39.6	2.4
	2022	4,357	20.6	14.0	66.6	6.9	8.3			4.3
	2021	4,397	23.5	16.3	49.9	9.3	16.0			8.5
Osney and St Thomas	2024	4,418	37.8	5.1	54.5	6.0	34.3		20.5	
	2022	4,297	44.6	5.8	46.5		47.7			
	2021	4,243	44.4	8.1	54.7		33.7	3.5		
Quarry and Risinghurst	2024	5,183	48.4	4.2	34.5	34.7	6.1		20.9	
	2022	5,048	46.9	9.8	57.2	24.9	8.0			
	2021	5,108	50.0	11.6	43.5	34.7	10.2			
Rose Hill and Iffley	2024	4,551	43.6	3.1	41.2	2.8	8.1		44.1	0.7
	2022	4,557	40.6	6.4	46.5	4.7	13.8	28.0		0.7
	2021	4,590	42.7	11.5	51.6	7.7	26.8			2.3
St Clement's	2024	4,129	38.9		29.8	3.9	32.9		34.8	1.6
	2022	3,912	35.6	3.4	46.0	7.1	20.6	21.2		1.7
	2021	4,382	36.4	7.8	58.3	8.6	25.3			
St Mary's	2024	5,061	37.9	1.5	27.1	2.3	46.6		21.4	1.2
	2022	4,641	42.8		29.1	3.5	45.3	22.1		
	2021	4,690	44.5	3.4	33.6	4.4	58.6			
Summertown	2024	4,212	41.4	16.1	34.0	38.3	11.6			
	2022	4,280	48.3	11.1	35.8	46.4	6.7			
	2021	4,242	46.2	16.1	28.3	40.6	15.0			
Temple Cowley	2024	4,800	38.4	2.8	35.9	3.9	7.1	48.6		1.7
	2022	4,444	40.3	3.2	40.0	3.2	6.2	47.4		
	2021	4,553	38.3	5.8	34.6	4.7	12.3	42.5		
Walton Manor	2024	3,467	42.2	9.1	57.9	17.0	16.0			
	2022	3,968	43.1	9.0	50.8	28.6	11.5			
	2021	3,708	47.3	9.0	62.0	28.9				
Wolvercote	2024	3,846	43.8	16.5	22.9	50.3	10.2			
	2022	3,639	47.8	13.8	21.0	55.7	9.5			
	2021	3,630	51.9	15.1	16.8	51.2	16.9			

Pendle

5 ▼1	13	0 ▼11	0	4 ▲1	8	0 ◆	0	3 ▲11	12

Council remains under no overall control

The entire Labour group resigned from the party just prior to the close of nominations over Gaza and their party's suspension of their Rochdale parliamentary by-election candidate, Azhar Ali, who represents a Pendle division on Lancashire County Council.

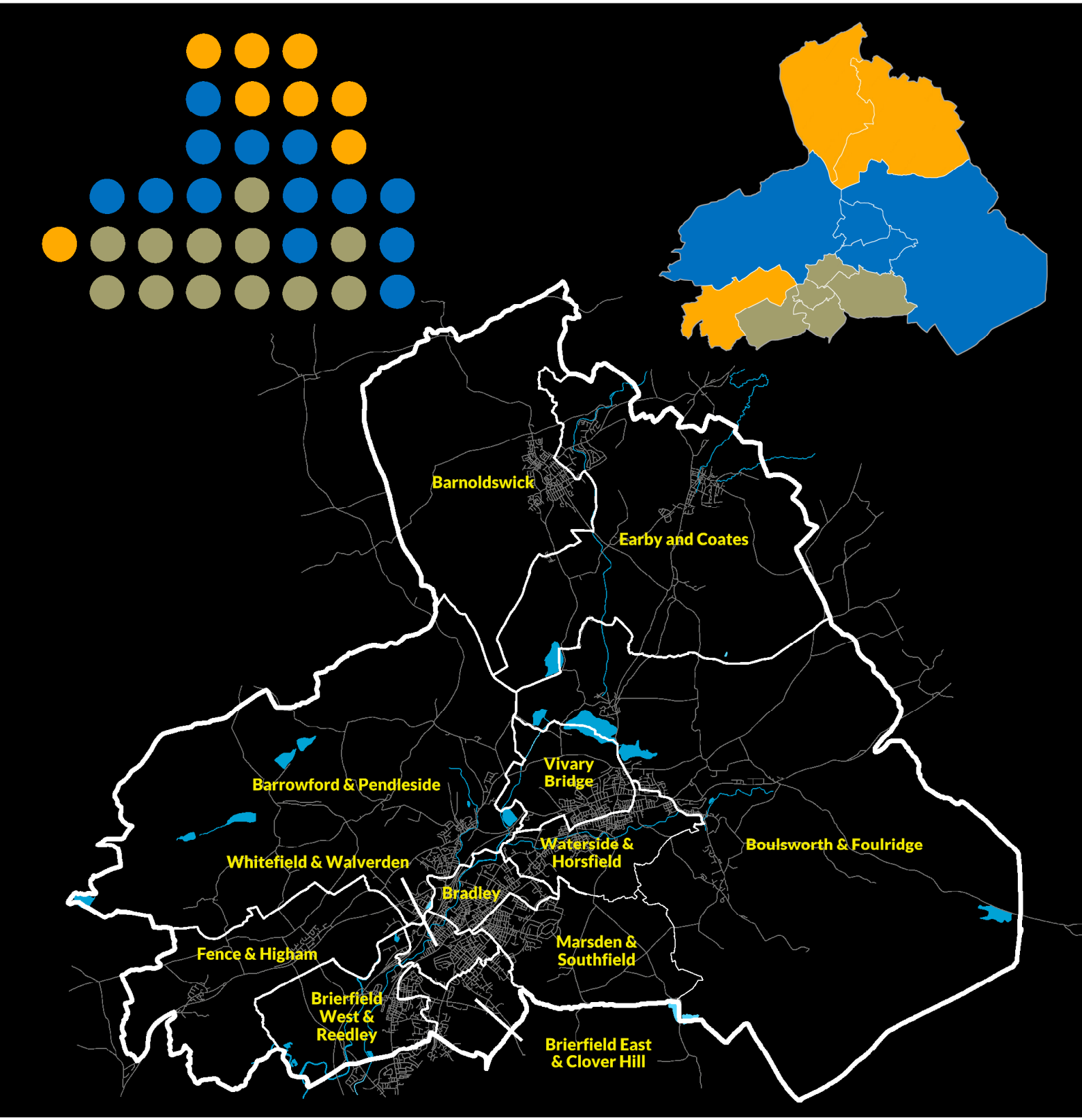

Electoral history of Pendle

	seats	%votes	seats	%votes	seats	%votes	seats	%votes	Total	Majority
2024	13	33.5	0	15.4	8	14.6	12	36.5	12	
2023	14	40.0	11	40.4	7	15.2	1	4.4	11	
2022	17	43.0	10	34.5	5	18.4	1	4.1	10	1 ●
2021	18	45.4	10	34.6	5	18.3	0	1.7	33	3 ●
2019	23	41.9	16	34.8	10	18.9	0	4.4	17	
2018	25	41.9	15	42.2	9	15.1	0	0.8	16	1 ●
2016	21	39.8	17	34.6	10	19.9	1	5.7	16	
2015	19	42.6	18	33.6	11	13.7	1	9.9	17	
2014	19	29.6	18	39.1	11	19.6	1	11.6	16	
2012	18	28.8	18	40.6	12	23.4	1	7.2	16	
2011	18	41.2	16	37.2	12	18.0	3	3.7	17	
2010	17	34.1	13	28.0	16	29.3	3	8.7	16	
2008	16	39.2	10	24.2	20	29.1	3	7.5	16	
2007	14	34.6	6	17.7	28	34.8	1	13.0	17	7 ●
2006	13	24.2	5	24.6	30	41.1	1	10.1	16	11 ●
2004	11	23.1	8	22.7	30	41.0	0	13.2	16	11 ●
2003	11	23.6	15	21.8	23	44.0	0	10.6	17	
2002	11	27.4	19	32.5	19	37.2	0	2.9	49	
2000	9	30.7	24	35.5	18	32.8	0	1.0	17	
1999	7	21.0	20	39.4	23	38.2	1	1.4	17	
1998	3	35.2	18	38.6	29	41.6	1	0.0	17	7 ●
1996	3	19.6	19	44.3	29	33.4	0	2.7	17	7 ●
1995	5	14.4	20	42.4	26	42.6	0	0.6	17	1 ●
1994	7	14.2	23	42.2	21	43.2	0	0.4	17	
1992	7	28.8	27	37.7	7	33.5	0	0.0	17	13 ●
1991	5	22.9	26	43.2	20	33.7	0	0.2	17	1 ●
1990	5	18.9	22	48.9	23	31.8	1	0.4	17	
1988	5	26.2	19	37.9	27	35.2	0	0.7	17	3 ●
1987	5	25.6	19	32.9	27	41.3	0	0.2	17	3 ●
1986	10	25.5	19	36.4	22	37.8	0	0.4	17	
1984	14	29.5	19	34.9	17	34.3	1	1.3	17	
1983	14	33.1	19	35.5	17	31.3	1	0.0	17	
1982	16	30.9	17	32.3	17	36.8	1	0.0	17	
1980	20	32.9	18	42.8	12	24.3	1	0.0	17	
1979	24	40.4	17	39.5	9	20.1	1	0.0	17	
1978	26	43.2	16	33.0	8	21.9	1	1.9	17	1 ●
1976	27	40.7	17	30.3	6	28.0	1	1.0	51	3 ●
1973	8	26.4	18	34.0	23	32.3	2	7.3	51	

Ward history of Pendle

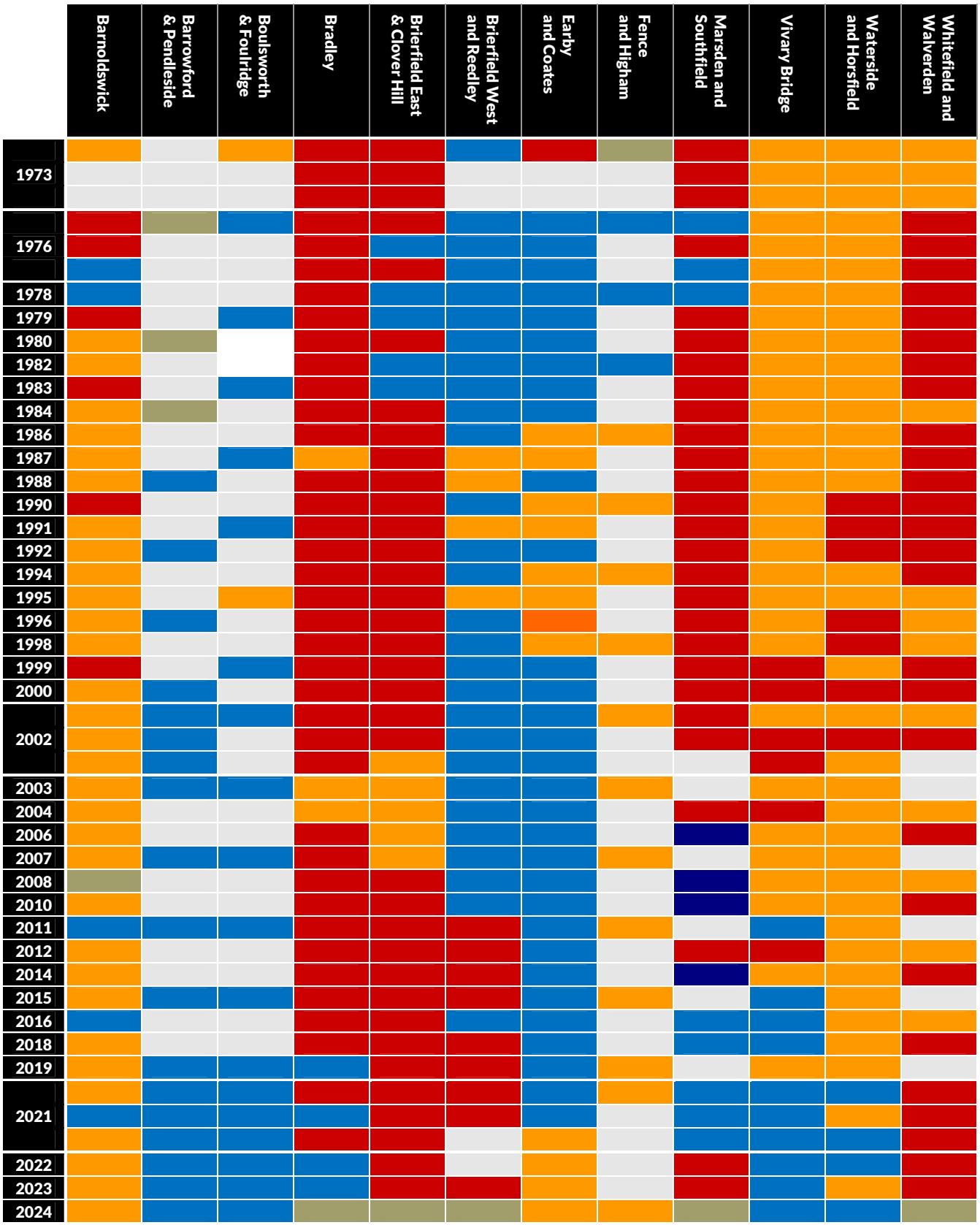

Barnoldswick
Pendle and Clitheroe

***Tom Whipp**	**LD**	**1,009**	**58.3**	**+13.1**
Carol A. Goulthorp	Con	377	21.8	- 17.3
Euan Clouston	Lab	260	15.0	- 0.7
Sylvia J. Godfrey	Grn	84	4.9	

Barrowford and Pendleside
Pendle and Clitheroe

Nadeem Ahmed	**Con**	**1,099**	**51.4**	**- 4.8**
Susan F. Nike	Lab	888	41.5	+22.3
Philip A. Berry	LD	153	7.1	+ 1.9

Boulsworth and Foulridge
Pendle and Clitheroe

***Sarah E. Cockburn-Price**	**Con**	**1,254**	**63.0**	**+ 2.4**
Wayne Blackburn	Lab	457	22.9	+ 7.1
Robin Hargreaves	LD	158	7.9	- 15.7
Lyndsey Taylor	Grn	123	6.2	

Bradley
GAIN

Pendle and Clitheroe

***Mohammed Iqbal**		**1,665**	**55.2**	
Hassan Mahmood	Con	1,351	44.8	- 1.9

Brierfield East and Clover Hill
GAIN

Burnley

***Naeem H. Ashraf**	**Ind**	**1,789**	**75.3**	
Adam J. Brierley	Con	586	24.7	- 11.9

Brierfield West and Reedley
GAIN

Burnley

***Mohammed Hanif**		**1,365**	**62.0**	
Pauline A. McCormich	Con	362	16.4	- 3.4
Sajjad Akbar		300	13.6	
Isaac S. Iqbal	Lab	176	8.0	- 41.4

Earby and Coates
GAIN

Pendle and Clitheroe

David Hartley	**LD**	**892**	**44.8**	**+ 7.1**
Richard Rutherford	Con	637	32.0	- 15.3
David P. Johns	Lab	353	17.7	+ 2.7
Jane V.B. Wood	Grn	111	5.6	

Fence and Higham
Pendle and Clitheroe

***Brian Newman**	**LD**	**442**	**53.9**	**+ 2.4**
Howard Hartley	Con	378	46.1	- 2.4

Marsden and Southfield
GAIN

Pendle and Clitheroe

***Mohammad Adnan**		**962**	**45.8**	
Neil McGowan	Ind	441	21.0	
Marie Stone	Con	376	17.9	- 37.8
Elliott C. Gribble	Lab	261	12.4	- 26.5
Azim A. Khan		44	2.1	
Craig I. McBeth		16	0.8	

Vivary Bridge
Pendle and Clitheroe

Richard O'Connor	**Con**	**458**	**38.9**	**- 12.3**
Andy Bell	LD	370	31.4	+ 2.0
Patricia J. Hannah-Wood	Lab	269	22.8	+ 3.8
Benjamin Hararop	Grn	81	6.9	

Waterside and Horsfield
Pendle and Clitheroe

***Ash Sutcliffe**	**Con**	**581**	**40.2**	**- 1.2**
Graham Roach	Lab	424	29.3	- 8.2
Craig A. Edwards	LD	332	23.0	- 14.5
David R.J. Penney	Grn	109	7.5	

Whitefield and Walverden
GAIN

Pendle and Clitheroe

***Asjad Mahmood**		**1,307**	**64.8**	**+ 3.7**
Manzar Iqbal	Lab	466	23.1	- 38.0
Mohamad I. Ayub	Con	244	12.1	- 17.1

Summary of results: Pendle

	Year	Elec	%Poll	Con	Lab	LD	Grn	Ind	Other
Barnoldswick	2024	6,585	26.4	21.8	15.0	58.3	4.9		
	2023	6,592	29.2	29.2	12.9	51.2	4.4		2.2
	2022	6,655	30.4	28.1	12.2	54.0	5.8		
	2021	6,740	33.4	39.1	15.7	45.2			
Barrowford and Pendleside	2024	5,935	36.2	51.4	41.5	7.1			
	2023	6,328	37.3	55.9	36.9	3.5	3.6		
	2022	5,922	39.9	58.8	41.2				
	2021	6,022	42.4	56.2	19.2	5.2		19.4	
Boulsworth and Foulridge	2024	6,336	31.6	63.0	22.9	7.9	6.2		
	2023	5,929	31.7	56.4	23.3	13.8	6.5		
	2022	6,368	35.4	54.6	20.3	18.2	6.8		
	2021	6,351	37.5	60.6	15.8	23.6			
Bradley	2024	6,243	48.3	44.8				55.2	
	2023	6,328	53.7	56.0	44.0				
	2022	6,284	52.7	51.5	48.5				
	2021	6,330	52.6	46.7	46.8	6.5			
Brierfield East and Clover Hill	2024	6,294	38.1	24.7				75.3	
	2023	6,376	38.0	27.5	72.5				
	2022	6,493	50.6	45.0	48.3	6.8			
Clover Hill	2021	6,399	45.7	36.6	53.6	9.8			
Brierfield West and Reedley	2024	4,568	48.2	16.4	8.0			75.6	
	2023	4,554	45.1	18.0	76.3		5.7		
	2021	4,498	52.9	19.8	49.4	5.0			
Earby and Coates	2024	6,428	31.1	32.0	17.7	44.8	5.6		
	2023	6,489	38.2	40.9		48.6	10.5		
	2022	6,468	34.4	34.1		57.0	8.9		
	2021	6,611	37.0	47.3	15.0	37.7			
Fence and Higham	2024	1,961	41.7	46.1		53.9			
	2021	1,975	50.9	48.5		51.5			
Marsden and Southfield	2024	5,940	35.0	17.9	12.4			69.7	
	2023	5,954	32.3	42.3	52.8		4.8		
	2022	6,066	35.0	37.1	55.6	2.7	4.7		
	2021	6,150	39.8	55.7	38.9	5.4			
Vivary Bridge	2024	5,349	21.9	38.9	22.8	31.4	6.9		
	2023	5,314	24.0	39.5	24.5	29.0	7.0		
	2022	5,349	26.9	45.9	23.1	24.0	7.1		
	2021	5,480	28.2	51.6	19.0	29.4			
Waterside and Horsfield	2024	5,672	25.7	40.2	29.3	23.0	7.5		
	2023	5,658	27.7	32.5		55.8	11.7		
	2022	5,624	29.3	46.2	19.6	28.3	5.9		
	2021	5,653	31.3	41.4	18.3	37.5		2.8	
Whitefield and Walverden	2024	6,559	30.9	12.1	23.1			64.8	
	2023	6,622	45.7	33.2	66.8				
	2022	6,509	41.4	39.7	56.7		3.6		

Peterborough

3 ▼19	11	7 ▲4	19	2 ▲1	9	2 ◆	4	7 ▲11	14	1 ▲4	3

Council remains under no overall control

There were several defections from the Conservative group to Peterborough First prior to the elections which is why the First columns show more gains (10) than the seats they won (7) this year

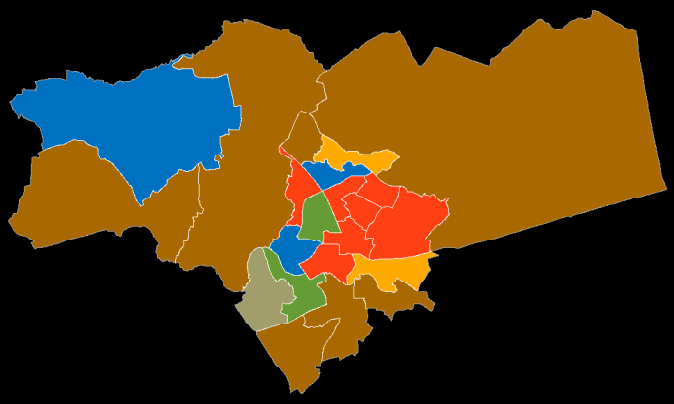



Electoral history of Peterborough

	seats	%votes	seats	%votes	seats	%votes	seats	%votes	Total	Majority	
2024	11	29.9	19	27.1	9	9.8	21	33.3	20		
2023	30	34.9	15	31.7	8	12.3	4	21.1	20		
2022	28	35.8	17	34.8	8	13.4	7	16.0	18		
2021	29	44.5	17	29.9	8	11.0	6	14.6	22		
2019	28	31.4	17	28.3	9	15.6	6	24.7	20		
2018	33	35.5	13	34.2	7	10.7	7	19.7	18	6	●
2016	31	33.6	14	26.1	7	7.9	8	32.4	60	2	●
2015	27	37.3	12	29.5	4	3.1	14	29.7	18		
2014	28	31.3	12	28.2	4	6.2	13	34.2	19		
2012	32	40.8	11	32.7	4	5.7	10	20.8	19	7	●
2011	38	43.1	6	31.4	3	3.8	10	21.6	19	19	●
2010	39	44.4	3	27.2	3	9.7	12	18.8	19	21	●
2008	43	51.5	2	18.0	3	9.1	9	21.4	19	29	●
2007	40	46.0	2	22.9	4	8.8	11	17.8	19	23	●
2006	34	48.1	4	21.2	5	14.4	14	16.2	19	11	●
2004	33	42.8	7	23.6	4	11.8	13	21.8	57	9	●
2002	29	51.6	19	30.2	3	17.9	6	0.3	19	1	●
2001	26	40.4	23	39.2	3	9.2	5	11.3	19		
2000	27	53.7	22	34.4	2	8.6	6	3.3	19		
1999	24	52.6	25	41.3	3	5.2	5	1.0	19		
1997	24	41.4	27	42.1	2	8.1	4	8.4	57		
1996	13	33.7	29	49.0	2	8.8	4	8.5	16	10	●
1995	19	31.7	22	52.4	1	7.7	6	8.3	16		
1994	21	33.3	19	43.2	1	12.4	7	11.1	16		
1992	22	52.5	19	33.8	7	6.7	0	7.0	16		
1991	19	42.5	23	38.3	6	8.0	0	11.2	16		
1990	21	33.9	23	48.5	4	6.5	0	11.1	16		
1988	20	42.0	22	40.7	6	15.5	0	1.9	17		
1987	17	41.2	22	34.8	8	23.0	1	1.0	16		
1986	15	32.9	22	38.4	10	27.3	1	1.4	16		
1984	18	39.3	22	36.2	8	23.8	0	0.7	16		
1983	18	39.1	22	36.1	8	23.3	0	1.5	18		
1982	21	37.8	22	34.0	5	27.5	0	0.7	19		
1980	22	44.3	25	45.6	1	10.1	0	0.0	16	2	●
1979	23	46.9	24	41.4	1	10.4	0	1.3	16		
1978	24	49.2	23	45.2	1	5.6	0	0.0	16		
1976	25	54.7	22	38.2	1	3.8	0	3.4	48	2	●
1973	19	43.0	28	42.9	1	10.1	0	4.1	48	8	●

Ward history of Peterborough

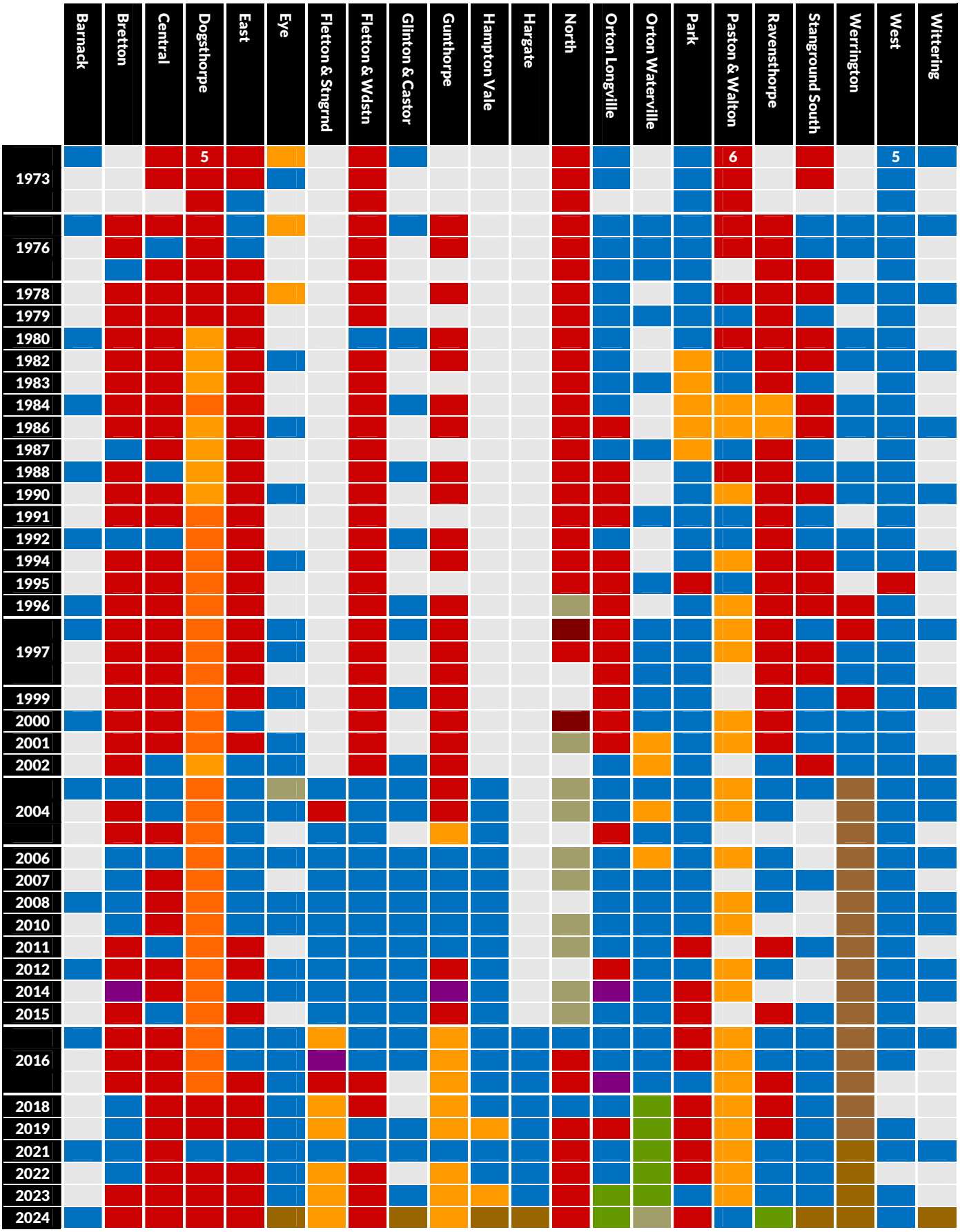

Barnack
North West Cambridgeshire

Irene Walsh	**Con**	**437**	**39.9**	**- 23.2**
Kevin Tighe	Ind	396	36.2	
Stephanie G. Matthews	Lab	132	12.1	+ 1.9
Rebeka L. Sellick	LD	70	6.4	- 9.3
June M. Bull	Grn	60	5.5	- 5.5

Bretton
GAIN
Peterborough

Nicola Jenkins	**Lab**	**835**	**44.2**	**+ 3.3**
*Charles Fenner	Con	757	40.1	- 8.2
Mark A. Williams	Grn	175	9.3	
Rohan C.S. Wilson	LD	121	6.4	+ 0.3

Central
Peterborough

***Amjad Iqbal**	**Lab**	**1,377**	**48.1**	**- 11.7**
Mohammed A. Munir	Grn	820	28.6	+23.0
Jenae H.T.G. Holton	Con	412	14.4	- 11.5
Jason Kerridge	LD	161	5.6	- 0.8
Stephen G. Cawley	TUSC	94	3.3	

Dogsthorpe
GAIN
Peterborough

Jason McNally	**Lab**	**766**	**39.5**
Ishfaq Hussain	Con	760	39.2
Matthew C. Gray	Grn	178	9.2
Sandra M.L. Ringler	LD	145	7.5
Robert B. Petch	WP	89	4.6

East
GAIN
100% N.W. Cambridgeshire
0% Peterborough

Numan A. Iqbal	**Lab**	**1,080**	**44.7**
Aleem Miran	Con	870	36.0
Bismah Noor	Grn	192	7.9
Joanne Johnson	Ind	152	6.3
Adam Bruzda	LD	123	5.1

Eye, Thorney and Newborough
GAIN 1
Peterborough

Mark D.M. Ormston	**First**	**862**	**36.0**
John P. Peach	Con	853	35.6
John F. Shearman	Lab	540	22.5
Carol S. Johnson	Grn	141	5.9

Fletton and Stanground
GAIN
North West Cambridgeshire

Olivia I.J. Geraghty	**LD**	**884**	**52.3**
Muhammad M. Hashmi	Lab	338	20.0
Chibuzo O. Okpala	Con	299	17.7
Samantha L. Creedon-Gray	Grn	168	9.9

Fletton and Woodston
GAIN
North West Cambridgeshire

Daisy Blakemore-Creedon	**Lab**	**940**	**48.1**
Andrew W.J. Coles	Con	658	33.6
Adam J. Warr	Grn	222	11.3
Simon J. Garner	LD	99	5.1
Jonathan R. Lloyd	TUSC	37	1.9

Glinton and Castor
GAIN 1
North West Cambridgeshire

Neil D. Boyce	**First**	**714**	**39.3**	
Andrew S. Willey	Con	539	29.6	- 38.0
Susan A. Farr	Lab	270	14.8	+ 4.5
Claire B. Bysshe	LD	174	9.6	- 3.2
John G.L. Guthrie	Grn	122	6.7	- 2.6

Gunthorpe
GAIN
Peterborough

Ann L. Shaheed	**LD**	**899**	**41.8**	**- 11.7**
*Bryan A. Tyler	Con	865	40.3	+ 7.6
Joanna S. Weedon	Lab	303	14.1	+ 1.6
Shazad Ali	Grn	82	3.8	

Hampton Vale
GAIN 1
North West Cambridgeshire

Rogerio S. Antunes	**First**	**400**	**29.8**	
*Lindsay J. Sharp	Con	327	24.4	- 19.4
Neil C. Walton	LD	292	21.8	- 7.3
Christopher McCarthy	Lab	256	19.1	- 3.2
Charles R. Coster	Grn	66	4.9	

Hargate and Hempsted
GAIN 1
North West Cambridgeshire

Saqib M. Farooq	**First**	**826**	**45.4**	
Vishal Vichare	Con	421	23.1	- 24.2
Kelly Jesus	Lab	364	20.0	- 2.2
Amanda J. Horne	Grn	124	6.8	- 1.2
Rachel A. Speed	LD	86	4.7	- 17.8

North
Peterborough

Zameer Ali	**Lab**	**1,078**	**46.2**	**- 11.6**
Mohammed Tokir	Con	640	27.4	- 3.7
Misbah Shafiq	Grn	419	18.0	+12.4
John A. McGarry	TUSC	101	4.3	
Deeshen Ruttun	LD	95	4.1	- 1.5

Orton Longueville
GAIN
North West Cambridgeshire

Imtiaz Ali	**Grn**	**669**	**30.8**	**+16.3**
Ekta Patel	Con	647	29.8	- 17.0
David F.J. Baker	Lab	521	24.0	- 5.3
Nicholas Penniall	Ind	251	11.6	
Nicola J. Mills	LD	84	3.9	- 5.5

Orton Waterville
GAIN
North West Cambridgeshire

***Kirsty A. Knight**	**Ind**	**1,254**	**48.2**	
Edward Murphy	Grn	701	26.9	- 25.7
Jacqueline M. Allen	Con	440	16.9	- 17.1
Oluwaseun Akinyele	Lab	207	8.0	0.0

Park
Peterborough

Angus A. Ellis	**Lab**	**827**	**33.6**	**- 16.0**
Murtaza A. Munir	Con	825	33.5	- 11.1
Iqra Ali	Grn	509	20.7	
Susan M. Morris	Ref	111	4.5	
Ian Hardman	LD	95	3.9	- 1.9
Fiona J. Radic	Ind	94	3.8	

Paston and Walton
GAIN
Peterborough

Alexander Rafiq	**Con**	**824**	**39.8**	**+10.3**
*James N. Sandford	LD	819	39.6	- 6.7
Callum P. Alexander	Lab	339	16.4	- 7.8
Shokat Ali	Grn	86	4.2	

Ravensthorpe
GAIN
Peterborough

Qaiser Farid	**Grn**	**1,045**	**39.3**	**+33.9**
*Gul Nawaz	Con	944	35.5	- 21.7
Abdul Mannan	Lab	598	22.5	- 10.1
Raja E.A. Khan	LD	74	2.8	- 2.0

Stanground South
GAIN 1
North West Cambridgeshire

***Christopher J. Harper**	**First**	**1,111**	**56.2**	
Margaret Thurlbourn	Lab	404	20.4	- 4.2
Neil F. Seekings	Con	373	18.9	- 45.5
Joseph J. Horne	Grn	88	4.5	- 2.2

Werrington
Peterborough

***John R. Fox**	**First**	**1,664**	**55.8**	**- 5.4**
Sara L. Bristow	Con	626	21.0	+ 2.1
Rosalind Jones	Lab	421	14.1	+ 2.2
Katherine A. Sharp	Grn	178	6.0	+ 0.4
Simon J. Kail	LD	92	3.1	+ 0.7

Werrington by-election

Sarah A. Hillier	**First**	**1,307**	**72.5**
Ruta Dalton	Con	392	21.8
Barry Warne	Grn	103	5.7

West
Peterborough

***Lynne Ayres**	**Con**	**663**	**43.2**	**- 14.3**
Christopher I. Cole	Lab	472	30.7	+ 5.4
Collette D. Francis	Ind	171	11.1	
Chelsea L. Windsor	Grn	149	9.7	+ 2.6
Anne R.F.M. Geraghty	LD	80	5.2	- 1.2

Wittering
North West Cambridgeshire

***Gavin A. Elsey**	**First**	**395**	**57.2**	
Chantel Saunders	Con	210	30.4	- 19.2
Julie A. Hall	Lab	85	12.3	+ 4.6

Summary of results: Peterborough

	Year	Elec	%Poll	Con	Lab	LD	Grn	First	Ind	Other
Barnack	2024	2,749	39.9	39.9	12.1	6.4	5.5		36.2	
	2021	2,737	42.7	63.1	10.2	15.7	11.0			
Bretton	2024	6,799	27.9	40.1	44.2	6.4	9.3			
	2023	6,704	29.1	40.4	44.5	6.9	8.2			
	2022	6,952	27.7	44.2	36.1	6.8			12.9	
	2021	6,764	31.7	48.5	40.9	6.1				4.4
Central	2024	9,084	31.6	14.4	48.1	5.6	28.6			3.3
	2023	8,565	29.8	20.0	62.1	7.0	8.0			2.9
	2022	8,598	35.0	31.4	57.7	4.3	4.9			1.7
	2021	8,279	41.1	25.9	59.8	6.4	5.6			2.4
Dogsthorpe	2024	6,945	28.1	39.2	39.5	7.5	9.2			4.6
	2023	6,775	28.2	34.3	47.4	8.0	5.2			5.1
	2022	7,018	27.6	29.5	57.4	7.3	3.5			2.3
	2021	6,863	32.4	38.9	35.4	6.9	3.5		11.4	
East	2024	7,677	31.5	36.0	44.7	5.1	7.9	6.3		
	2023	7,294	33.9	27.0	65.6		4.9			2.5
	2022	7,404	28.7	40.8	46.8	6.8	5.6			
	2021	7,233	32.8	45.4	44.3	5.4	4.9			
Eye, Thorney and Newborough	2024	7,500	32.0	35.6	22.5		5.9	36.0		
	2023	7,386	28.1	54.3	28.4	5.6	11.8			
	2022	7,597	29.8	56.3	24.3	6.7	12.6			
	2021	7,351	32.5	70.1	18.1	3.6	8.3			
Fletton and Stanground	2024	7,520	22.8	17.7	20.0	52.3	9.9			
	2023	7,276	24.9	20.1	20.4	51.1	8.5			
	2022	7,463	26.5	29.1	21.3	49.6				
	2021	7,282	26.9	35.4	20.0	26.7	7.2		10.6	
Fletton and Woodston	2024	7,755	25.3	33.6	48.1	5.1	11.3			1.9
	2023	7,485	26.2	36.8	37.4	5.0	20.8			
	2022	7,832	26.1	39.9	43.3	6.8	9.9			
	2021	7,641	32.4	41.5	37.9	6.5	11.4			2.7
Glinton and Castor	2024	5,190	35.2	29.6	14.8	9.6	6.7	39.3		
	2023	5,108	35.9	59.8	15.3	14.8	10.1			
	2021	5,251	42.2	67.6	10.3	12.8	9.3			
Gunthorpe	2024	6,808	31.7	40.3	14.1	41.8	3.8			
	2023	6,613	35.5	36.4	11.5	49.8				2.3
	2022	6,776	37.1	39.8	10.0	50.3				
	2021	6,658	36.3	53.5	12.5	32.7				1.3
Hampton Vale	2024	5,419	24.6	24.4	19.1	21.8	4.9	29.8		
	2023	5,093	23.0	34.5	18.3	47.2				
	2022	5,225	20.7	50.0	31.8	11.5	6.7			
	2021	4,963	21.1	43.8	22.3	29.1			4.8	
Hargate and Hempsted	2024	6,928	26.1	23.1	20.0	4.7	6.8	45.4		
	2023	6,362	21.0	47.7	38.2	8.5	5.6			
	2022	6,209	21.7	50.0	31.8	11.5	6.7			
	2021	5,790	24.5	47.3	22.2	22.5	8.0			

	Year	Elec	%Poll	Con	Lab	LD	Grn	First	Ind	Other
North	2024	7,346	31.8	27.4	46.2	4.1	18.0			4.3
	2023	7,122	35.5	15.6	42.9		7.1			34.4
	2022	7,259	32.9	27.6	72.4					
	2021	7,150	40.9	31.1	57.8	5.6	5.6			
Orton Longueville	2024	7,610	28.6	29.8	24.0	3.9	30.8		11.6	
	2023	7,461	26.5	28.4	27.6		44.0			
	2022	7,768	27.0	39.4	38.5	11.5	10.6			
	2021	7,582	29.6	46.8	29.3	9.4	14.5			
Orton Waterville	2024	7,229	36.2	16.9	8.0		26.9		48.2	
	2023	7,163	36.0	19.4	8.0	2.9	69.8			
	2022	7,369	38.0	21.3	7.8	2.6	68.4			
	2021	7,241	40.0	34.0	8.0	2.9	52.6			2.6
Park	2024	7,262	34.0	33.5	33.6	3.9	20.7		3.8	4.5
	2023	7,035	44.6	47.6	29.3	5.6	15.2			2.3
	2022	7,159	39.9	31.5	52.9	7.1	4.5			4.1
	2021	7,017	43.3	44.6	49.6	5.8				
Paston and Walton	2024	7,339	28.3	39.8	16.4	39.6	4.2			
	2023	7,205	25.9	32.0	18.9	44.9	4.2			
	2022	7,539	26.7	25.1	18.6	44.6	4.6			7.1
	2021	7,434	28.9	29.5	24.2	46.3				
Ravensthorpe	2024	7,637	34.9	33.5	22.5	2.8	39.3			
	2023	7,480	34.4	48.3	34.0	3.5	14.2			
	2022	7,676	36.0	43.7	28.2	5.7			22.4	
	2021	7,532	37.5	57.2	32.6	4.8	5.4			
Stanground South	2024	7,777	25.4	18.9	20.4		4.5	56.2		
	2023	7,553	21.6	49.4	34.2	6.2	10.2			
	2022	7,685	22.4	56.4	33.0		10.6			
	2021	7,397	27.0	64.4	24.6	4.3	6.7			
Werrington	2024	7,766	33.8	21.0	14.1	3.1	6.0	55.8		
	2023	7,710	32.8	11.1	13.2	3.1	6.3	66.3		
	2022	7,989	32.4	19.1	16.0	5.3	6.4	53.1		
	2021	7,947	36.0	18.9	11.9	2.4	5.6	61.2		
West	2024	4,213	36.8	43.2	30.7	5.2	9.7		11.1	
	2023	4,141	39.6	51.6	25.4	7.0	16.1			
	2021	4,263	41.5	57.6	25.3	6.4	7.1			3.6
Wittering	2024	2,448	28.2	30.4	12.3			57.2		
	2021	2,468	32.7	49.6	7.7	3.1	25.3		14.3	1.9

Plymouth

1	7	15	42	0	0	1	2	2	6
▼ 15		▲ 11		◆		▲ 1		▲ 3	

Labour retain control - majority: 27 seats

Electoral history of Plymouth

	seats	%votes	seats	%votes	seats	%votes	seats	%votes	Total	Majority	
2024	7	22.0	42	40.2	0	5.1	8	32.7	19	27	●
2023	22	25.1	31	45.4	0	5.5	4	24.0	19	5	●
2022	29	37.8	24	43.6	0	4.2	4	14.4	19	1	●
2021	31	50.6	26	34.0	0	3.1	0	12.3	19	5	●
2019	25	37.9	32	38.4	0	7.3	0	16.4	19	7	●
2018	26	44.7	31	44.0	0	5.3	0	6.0	19	5	●
2016	27	35.5	27	26.1	0	7.9	3	32.4	19		
2015	26	37.8	28	31.1	0	3.4	3	27.5	19		
2014	24	30.3	30	30.8	0	0.9	3	38.1	19	3	●
2012	26	31.0	31	43.6	0	3.0	0	22.4	19	5	●
2011	32	40.5	25	40.7	0	4.3	0	14.5	19	7	●
2010	36	35.4	20	29.8	0	20.9	1	13.9	19	15	●
2008	37	47.3	20	27.1	0	13.7	0	12.0	19	17	●
2007	31	43.1	26	29.9	0	15.2	0	11.9	19	5	●
2006	25	39.6	29	27.9	3	19.5	0	13.0	19	1	●
2004	19	31.7	35	32.1	2	18.6	1	17.5	19	13	●
2003	18	32.1	36	43.4	3	18.3	0	6.2	57	15	●
2000	38	48.1	22	35.9	0	14.6	0	1.4	60	16	●
1997	13	32.8	47	47.2	0	17.3	0	2.8	60	34	●
1995	5	26.4	55	61.2	0	8.1	0	4.3	60	50	●
1991	19	33.2	41	44.1	0	16.5	0	6.1	60	22	●
1987	31	37.8	19	27.6	10	33.1	0	1.5	60	2	●
1983	34	43.2	23	30.6	0	22.4	3	3.8	60	8	●
1979	33	49.9	26	41.1	0	3.5	1	5.5	60	6	●
1976	39	51.9	27	39.6	0	4.2	0	4.3	66	12	●
1973	37	47.9	29	45.9	0	6.2	0	0.0	66	8	●

Ward history of Plymouth

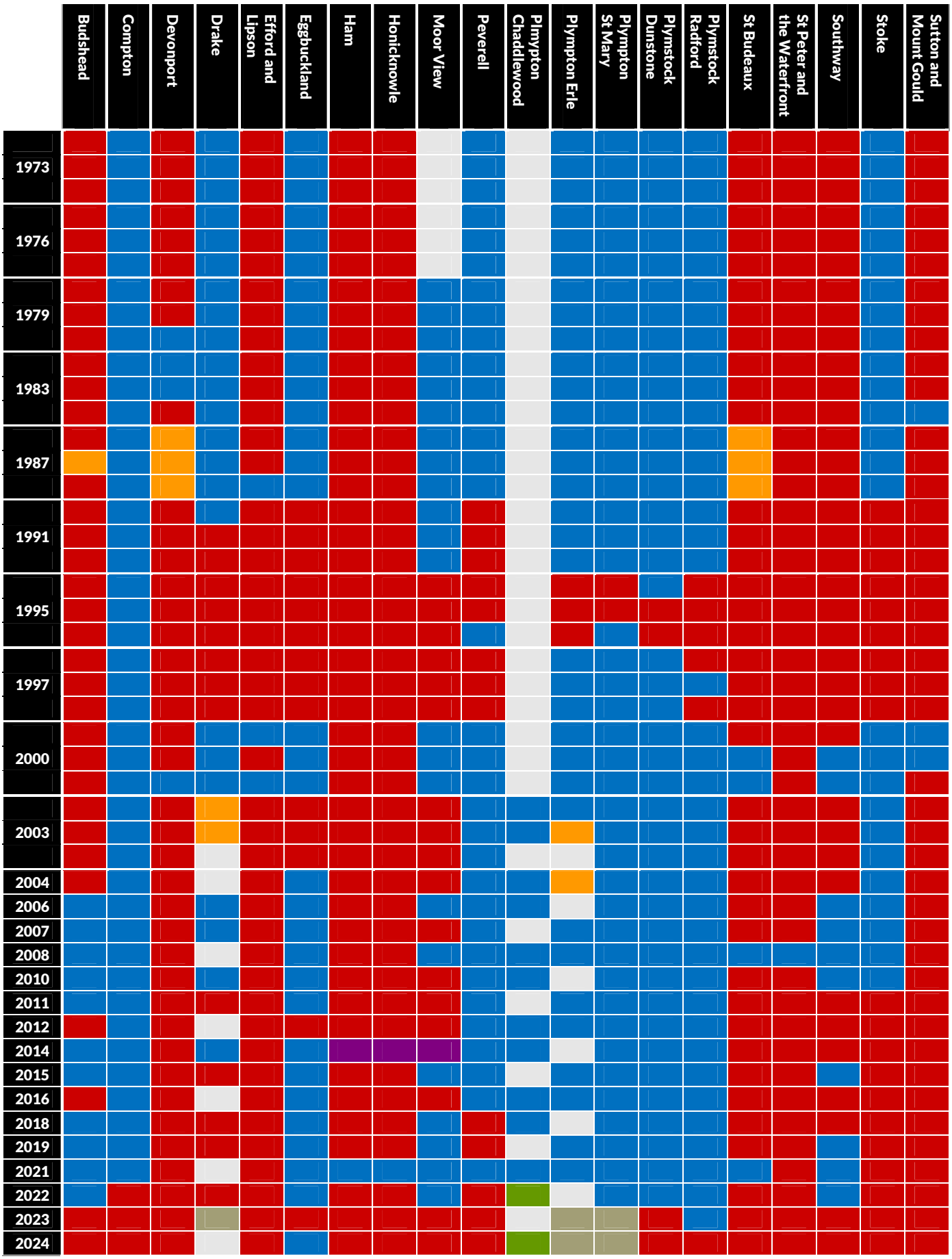

Budshead
Plymouth Moor View

Alison M. Simpson	**Lab**	**1,448**	**45.7**	**+17.6**
Jonathan Drean	Con	1,065	33.6	- 16.5
Sue Smale	Ref	313	9.9	
Jim Spencer	LD	169	5.3	+ 2.8
Caroline A. Bennett	Grn	148	4.7	+ 0.1
Nik Brookson	TUSC	25	0.8	+ 0.2

Compton
Plymouth Drake

Matt Smith	**Lab**	**1,708**	**46.4**	**+ 9.8**
*Charlotte E. Carlyle	Con	1,249	33.6	- 17.5
Ewan R.M. Flavell	Grn	243	6.6	+ 0.1
Charlie R. Hodge	Ref	240	6.5	
Richard V. Bray	LD	210	5.7	+ 0.8
Matthew S. Whitear	TUSC	34	0.9	+ 0.1

Devonport
Plymouth Drake

Anne Freeman	**Lab**	**1,573**	**55.5**	**+14.6**
Jon Gatward	Con	429	15.5	- 22.9
Lee Bunker	Ref	425	15.0	
James Dyson	Grn	218	7.7	+ 2.3
Jeffrey Hall	LD	139	4.9	+ 1.6
Alex Moore	TUSC	52	1.8	+ 1.1

Drake
Plymouth Drake

No election in 2024

Efford and Lipson
Plymouth Drake

Paul C. McNamara	**Lab**	**1,593**	**57.7**	**+ 5.6**
Ian T. Fleming	Con	380	13.8	- 22.4
Bill Bertram	Ref	361	13.1	
Pat Bushell	Grn	263	9.5	+ 2.2
Alexander M. Primmer	LD	140	5.1	+ 2.0
Neil L. Prentice	TUSC	24	0.8	- 0.6

Eggbuckland
Plymouth Moor View

Chris Wood	**Con**	**1,478**	**43.3**	**- 21.9**
Virginia Pike	Lab	1,461	42.8	+19.5
Dennis S. Draper	LD	233	6.8	+ 0.9
Clint J. Jones	Grn	190	5.6	+ 0.1
Bethany L. Lowe	TUSC	51	1.5	

Ham
Plymouth Moor View

Kate Taylor	**Lab**	**1,404**	**48.6**	**+ 9.4**
*Stephen T. Hulme	Ind	484	16.7	
Charlie Carson	Con	409	14.2	- 34.1
Chris Hudson	Ref	303	10.4	
Stuart A. Bonar	LD	134	4.6	
Leesa Alderton	Grn	131	4.5	- 0.6
Edward J. Evans	TUSC	25	0.9	- 0.3

Honicknowle
Plymouth Moor View

Ray Morton	**Lab**	**1,440**	**55.2**	**+14.8**
Shaun A. Hooper	Ref	519	19.9	
Margaret F. Boadella	Con	447	17.1	- 33.4
Verity Thong	Grn	153	5.9	+ 0.3
Louise C. Alldridge	TUSC	49	1.9	+ 0.5

Moor View
Plymouth Moor View

Will Noble	**Lab**	**1,622**	**55.8**	**+26.4**
Andrea I. Johnson	Con	929	31.9	- 31.6
Richard J. Simpson	LD	135	4.6	+ 2.3
Frank Hartkopf	Grn	128	4.4	+ 0.1
Arthur N. Watson	Ind	74	2.5	
Andrew J. White	TUSC	21	0.7	+ 0.2

Peverell
40% Plymouth Moor View, 60% Plymouth Drake

Jaime Bannerman	**Lab**	**2,196**	**51.3**	**+ 8.6**
*John Mahony	Con	1,295	30.3	- 14.6
Nicholas J. Casley	Grn	365	8.5	+ 1.8
Peter R. Hughes	Ref	218	5.1	
Steven Guy	LD	158	3.7	
Duncan A. Moore	TUSC	45	1.0	+ 0.4

Plympton Chaddlewood
South West Devon

Lauren E. McLay	**Grn**	**1,063**	**53.2**	**+10.0**
Ashley Ward	Con	437	21.9	- 25.7
Chris Mavin	Lab	219	11.0	+ 1.8
Vanessa G. Tyler	Ref	217	10.9	
Jacqueline M. Spencer	LD	46	2.3	
Benjamin J. Davy	TUSC	17	0.8	

Plympton Erle
South West Devon

***Andrea V. Loveridge**	**Ind**	**896**	**38.9**	
Seb Soper	Lab	483	20.9	+ 5.4
Suzanne Glenie	Con	336	14.6	- 44.6
Christopher M. Oram	LD	235	10.2	+ 7.3
Peter Endean	Ref	221	9.6	
Mickey Jakes	Grn	114	4.9	- 0.8
Helen E. Yeo	TUSC	21	0.9	

Plympton St Mary
South West Devon

Sally A. Nicholson	**Ind**	**1,287**	**35.2**	
Natalie Harrison	Con	1,002	27.4	
Pete Smith	Lab	690	18.9	
Marc S.J. Archer	Ref	372	10.2	
Bryan Driver	Grn	172	4.7	
Cristina Draper	LD	105	2.9	
Alan P. Frost	TUSC	26	0.7	

Plymstock Dunstone
South West Devon

Maria Lawson	**Lab**	**1,410**	**36.0**	**+ 5.0**
*David Salmon	Con	1,226	31.3	- 25.6
Peter Edwards	LD	684	17.5	+ 6.7
Richie Teft	Ref	317	8.1	
Grace Strickland	Ind	120	3.1	
Piers Driver	Grn	117	3.0	
Jackie Hilton	TUSC	27	0.6	
Darryl C. Ingram	Her	15	0.4	

Plymstock Radford
South West Devon

Daniel Steel	**Lab**	**1,452**	**35.6**	**+ 9.0**
*Bill Wakeham	Con	1,214	29.8	- 28.9
Chaz Singh	Ind	463	11.4	
Glenn A. Lindsay	Ref	420	10.3	
Bruce D. Robinson	Grn	333	8.2	- 0.9
Sara E. Jennett	LD	166	4.1	- 1.6
Mathew K. Bligh	TUSC	27	0.7	

St Budeaux
Plymouth Moor View

Josh McCarty	**Lab**	**1,064**	**38.7**	**+ 3.3**
George W. Wheeler	Grn	787	28.6	+22.8
Kyle Lewis	Con	465	16.9	- 36.1
Rich Bennett	Ref	246	8.9	
Terry Deans	Ind	104	3.8	
Stephen J. Goldthorp	LD	69	2.5	
Laurie J. Moore	TUSC	15	0.6	- 0.7

St Peter and the Waterfront
Plymouth Drake

Lewis Allison	**Lab**	**1,777**	**51.6**	**+ 9.9**
Kevin J. Kelway	Con	558	16.2	- 21.9
Andy Gibbons	Ref	457	13.3	
Richard S.W. Worrall	Grn	345	10.0	+ 0.1
Hugh Janes	LD	212	6.2	+ 1.4
Ryan J. Aldred	TUSC	96	2.8	+ 0.9

Southway
Plymouth Moor View

Carol Ney	**Lab**	**1,515**	**48.8**	**+21.2**
Will Jones	Con	641	20.6	- 18.4
Jacqueline Sansom	Ref	556	17.9	
Katie McManus	LD	179	5.8	+ 2.9
Helen McCall	Grn	163	5.2	+ 1.5
Tony Bligh	TUSC	53	1.7	+ 1.1

Stoke
Plymouth Drake

***Sally A. Cresswell**	**Lab**	**1,963**	**62.3**	**+12.5**
Ehren Duke	Con	608	19.3	- 16.7
Lucy Mackay	Grn	342	10.9	+ 3.7
Michael R. Gillband	LD	143	4.5	+ 1.3
Lesley F. Duncan	TUSC	94	3.0	+ 2.1

Sutton and Mount Gould
Plymouth Drake

Chris Cuddihee	**Lab**	**1,701**	**56.4**	**+ 4.9**
Edmund H. Shillabeer	Con	449	14.9	- 18.3
Michael P. Kewish	Grn	345	11.4	- 1.5
Jamie Beale	Ref	252	8.4	
Fleur O.S. Ball	LD	197	6.5	
Sita Dhanipersad	TUSC	70	2.3	0.0

Summary of results: Plymouth

	Year	Elec	%Poll	Con	Lab	LD	Grn	Ind	Other
Budshead	2024	9,996	31.8	33.6	45.7	5.3	4.7		10.7
	2023	9,913	30.1	39.5	44.6	7.9	6.1		1.8
	2022	9,855	31.2	35.7	28.2	4.9		31.2	
	2021	9,805	37.4	50.1	28.1	2.5	4.6	14.1	0.6
Compton	2024	9,565	38.7	33.9	46.4	5.7	6.6		7.4
	2023	9,493	39.9	32.3	43.6	5.0	7.2		11.9
	2022	9,433	37.5	37.7	40.6	8.7	7.8	4.4	0.7
	2021	9,480	42.9	51.1	36.6	4.9	6.5		0.8
Devonport	2024	11,607	24.5	15.1	55.5	4.9	7.7		16.8
	2023	11,403	24.1	19.9	62.1	6.9	8.2		2.9
	2022	11,283	26.3	28.0	55.2	3.6	5.1		8.0
	2021	11,342	28.9	38.4	40.9	3.3	5.4	11.3	0.7
Drake	2023	6.462	32.7	2.1	37.8	1.5	7.6	49.4	1.6
	2022	6,058	32.7	3.4	48.4	1.7		45.2	1.3
Efford and Lipson	2024	10,174	27.3	13.8	57.7	5.1	9.5		13.9
	2023	10,120	26.8	21.6	58.9	5.4	11.7		2.4
	2022	10,027	29.3	25.3	60.6	4.6	7.2		2.2
	2021	10,164	32.6	36.2	52.1	3.1	7.3		1.4
Eggbuckland	2024	10,115	34.0	43.3	42.8	6.8	5.6		1.5
	2023	10,085	33.7	33.2	44.9	11.3	6.1		4.4
	2022	10,190	33.1	50.3	33.9	15.8			
	2021	10,324	36.5	65.2	23.3	5.9	5.5		
Ham	2024	10,861	26.7	14.2	48.6	4.6	4.5	16.7	11.3
	2023	10,751	27.4	19.4	47.3	5.6	5.7	21.3	0.7
	2022	10,507	29.4	34.7	55.2		8.2		1.9
	2021	10,469	30.1	48.3	39.2		5.1		7.5
Honicknowle	2024	10,575	24.7	17.1	55.2		5.9		21.8
	2023	10,495	23.3	22.8	58.6	7.4	9.1		2.2
	2022	10,404	27.1	35.7	57.2		7.1		
	2021	10,465	27.9	50.5	42.4		5.6		1.4
Moor View	2024	10,295	32.8	31.9	55.8	4.6	4.4	2.5	0.7
	2023	10,236	33.0	33.8	45.9	4.4	4.5	10.8	0.7
	2022	10,300	34.8	54.0	36.5	4.4	4.0		1.1
	2021	10,387	38.5	63.5	29.4	2.3	4.3		0.5
Peverell	2024	10,419	41.2	30.3	51.3	3.7	8.5		6.1
	2023	10,315	40.8	24.5	52.5	4.0	8.8	8.9	1.1
	2022	10,232	44.6	33.4	56.0	3.1	5.5		2.0
	2021	10,345	48.1	44.9	42.7		6.7	4.2	1.4

	Year	Elec	%Poll	Con	Lab	LD	Grn	Ind	Other
Plympton Chaddlewood	2024	6,145	32.6	21.9	11.0	2.3	53.2		11.7
	2022	6,183	35.7	34.9	7.4		57.7		
	2021	6,300	37.2	47.6	9.2		43.2		
Plympton Erle	2024	6,910	33.4	14.6	20.9	10.2	4.9	38.9	10.5
	2023	6,842	35.5	18.3	20.6	2.9	6.1	51.1	1.0
	2021	6,834	37.8	59.2	15.5	2.9	5.7	16.7	
Plympton St Mary	2024	10,162	36.1	27.4	18.9	2.9	4.7	35.2	10.9
	2023	10,087	38.6	21.3	16.7	3.6	6.9	50.7	0.7
	2022	10,139	33.8	63.0	23.3		11.1		2.2
	2021	10,155	40.1	73.7	15.0	3.6	6.8		0.8
Plymstock Dunstone	2024	10,192	38.5	31.3	36.0	17.5	3.0	3.1	9.2
	2023	10,104	43.2	30.3	50.9	4.9	3.7	7.1	3.2
	2022	10,108	38.6	49.1	39.7	6.3	4.9		
	2021	10,218	41.9	56.9	31.0	10.8			1.3
Plymstock Radford	2024	11,357	36.0	29.8	35.6	4.1	8.2	11.4	11.0
	2023	11,221	34.8	35.5	29.6	6.0	9.7	18.8	0.3
	2022	11,226	35.1	52.3	26.0	5.6	7.5	8.6	
	2021	11,210	37.7	58.7	6.6	5.7	9.1		
St Budeaux	2024	9,722	28.3	16.9	38.7	2.5	28.6	3.8	9.5
	2023	9,567	28.3	29.2	45.0	4.7	5.7	14.1	1.3
	2022	9,540	28.2	39.8	47.1	6.0		7.1	
	2021	9,617	33.3	53.0	35.4		5.8		5.8
St Peter and The Waterfront	2024	13,151	26.3	16.2	51.6	6.2	10.0		16.1
	2023	12,759	27.7	23.9	39.1	2.8	27.7	5.7	0.8
	2022	12,478	28.5	29.6	56.1	6.0			8.3
	2021	12,391	31.0	38.1	41.7	4.8	9.9	3.7	1.9
Southway	2024	10,299	30.3	20.6	48.8	5.8	5.2		19.6
	2023	10,216	29.7	19.0	50.1	7.2	11.1	4.8	7.8
	2022	10,145	31.0	36.8	36.4		4.9	20.0	1.9
	2021	10,221	35.1	49.0	27.6	2.9	3.7	18.1	0.6
Stoke	2024	10,342	30.7	19.3	62.3	4.5	10.9		3.0
	2023	10,161	32.7	18.6	61.8	6.8	10.0		2.8
	2022	10,057	33.4	27.1	58.8	5.3	7.1		1.7
	2021	10,134	36.2	36.6	49.8	3.2	7.2		3.2
Sutton and Mount Gould	2024	10,296	29.4	14.9	56.4	6.5	11.4		10.7
	2023	10,105	30.3	16.8	58.6	5.8	11.9	4.1	2.8
	2022	9,901	31.0	24.6	57.1	4.2	7.4	5.0	1.7
	2021	10,222	32.9	33.2	51.5		12.9		2.3

Portsmouth

1 ▼4	4	2 ◆	9	6 ▲1	19	0 ◆	0	4 ▲3	10

Council remains under no overall control



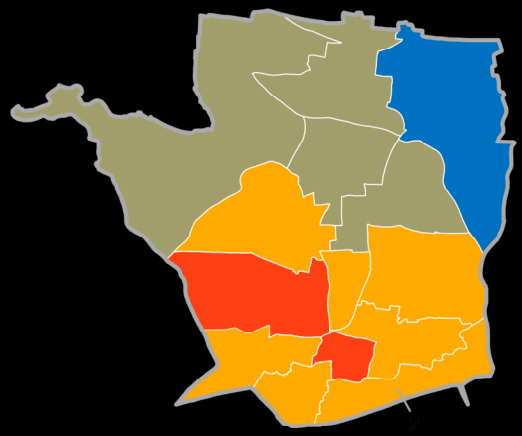

Electoral history of Portsmouth

	seats	%votes	seats	%votes	seats	%votes	seats	%votes	Total	Majority
2024	4	16.4	9	28.1	19	25.6	10	29.8	14	
2023	8	19.4	9	28.1	18	29.1	7	23.3	14	
2022	13	26.9	9	32.0	17	26.5	3	14.6	14	
2021	17	35.9	8	29.1	16	25.8	1	9.1	14	
2019	16	25.5	8	25.1	18	28.6	0	20.8	14	
2018	19	38.0	7	32.6	16	23.3	0	6.1	14	
2016	18	27.5	2	23.9	15	29.3	6	19.3	14	
2015	17	34.3	4	19.4	14	19.7	7	26.2	14	
2014	12	28.2	4	19.5	19	21.1	7	24.7	14	
2012	12	30.7	4	27.1	26	36.1	0	6.1	14	10 ●
2011	17	37.2	2	25.9	23	32.9	0	4.0	14	4 ●
2010	16	36.8	2	19.4	24	38.5	0	5.4	14	6 ●
2008	19	44.8	2	13.4	19	34.5	2	7.3	14	
2007	17	40.6	5	15.9	19	33.9	1	9.6	14	
2006	16	42.3	5	18.1	21	33.6	0	6.9	14	
2004	15	38.0	7	20.7	20	36.2	0	5.1	14	
2003	15	36.5	11	26.0	16	35.3	0	2.2	14	
2002	15	35.7	13	25.2	13	30.1	1	8.9	42	
2000	16	44.2	15	30.7	8	24.3	0	0.7	13	
1999	10	36.0	20	37.1	9	25.7	0	1.2	13	1 ●
1998	8	34.2	21	39.2	10	25.4	0	1.1	13	3 ●
1996	6	26.2	21	42.7	12	24.5	0	6.5	39	3 ●
1995	10	27.8	20	44.2	9	27.6	0	0.5	13	1 ●
1994	15	26.9	15	36.7	9	35.7	0	0.7	13	
1992	17	46.5	14	30.1	7	22.4	1	1.0	13	
1991	17	39.1	15	33.9	5	22.2	2	4.8	13	
1990	18	31.3	14	44.2	4	16.2	3	8.3	13	
1988	25	45.1	8	33.6	5	12.5	1	8.8	13	11 ●
1987	21	44.0	9	20.3	6	32.0	3	3.6	13	3 ●
1986	22	37.3	10	28.3	6	33.8	1	0.6	13	5 ●
1984	25	44.4	11	37.8	1	14.2	2	3.6	13	11 ●
1983	25	45.7	11	33.7	1	17.4	2	3.1	39	11 ●
1979	31	44.7	14	36.7	0	10.8	3	7.8	48	14 ●
1976	31	49.6	14	36.0	0	8.8	3	5.6	48	14 ●
1973	28	48.2	17	43.7	0	4.5	3	3.5	48	8 ●

Ward history of Portsmouth

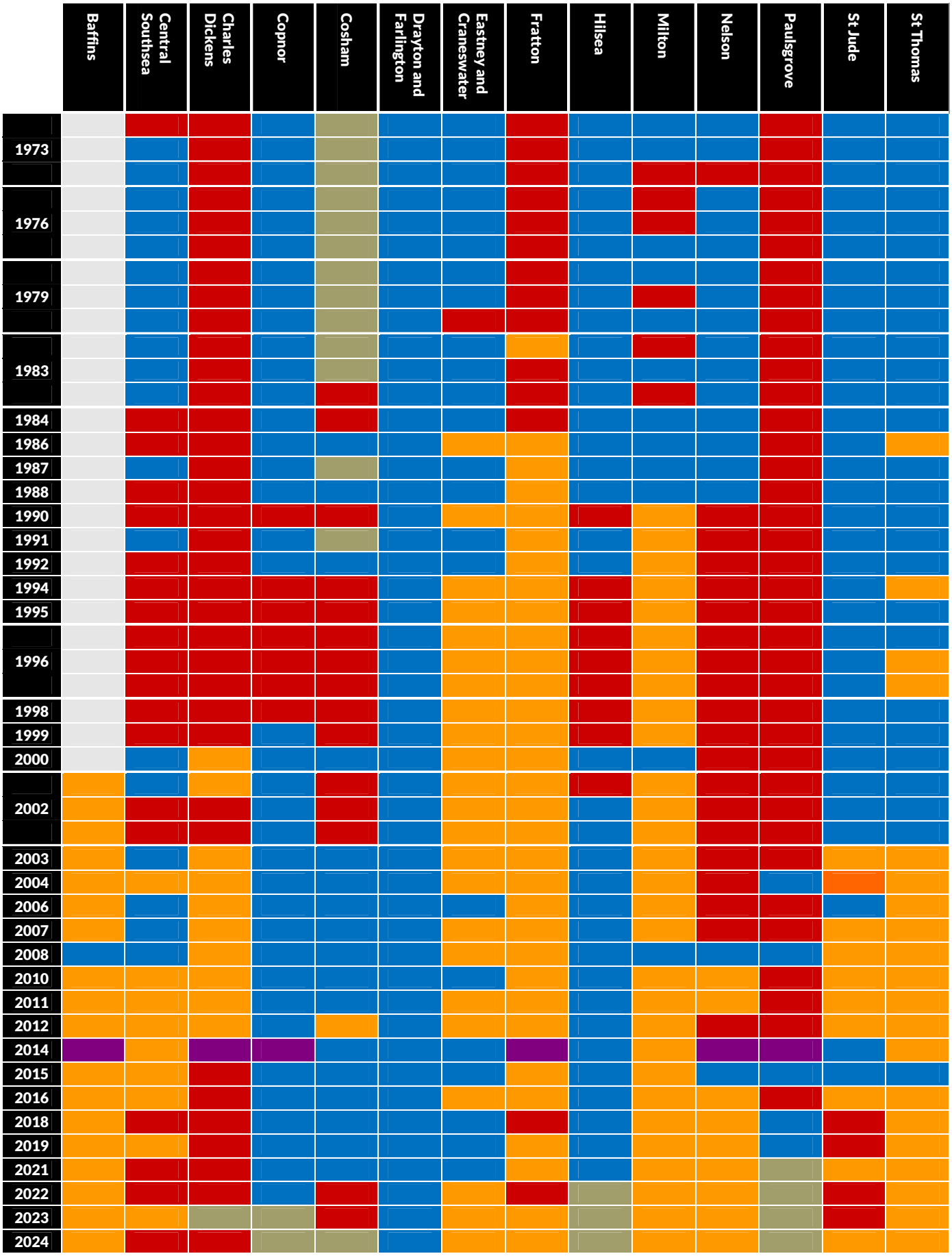

Baffins
Portsmouth North

***Darren Sanders**	**LD**	**1,595**	**50.4**	**+ 3.3**
Joseph Standen	Con	539	17.0	- 12.9
Mark A. Farwell	Lab	503	15.9	- 1.4
Brannen Sime	PIP	310	9.8	
Bob Simmonds	Grn	173	5.5	- 1.2
Rachel R. Nolan	TUSC	42	1.3	

Central Southsea
Portsmouth South

***Charlotte R. Gerada**	**Lab**	**1,780**	**48.7**	**+ 6.4**
Felix Totolici	LD	1,298	35.5	- 3.7
Alison Hoare	Con	237	6.5	- 7.4
Dillon A. Jarman	Grn	208	5.7	+ 1.1
Paris-Jade Wilson	PIP	130	3.6	

Charles Dickens
Portsmouth South

Raj Ghosh	**Lab**	**907**	**44.6**	**- 1.0**
Renu Raj	LD	388	19.1	- 4.0
Thomas Gosling	Con	319	15.7	- 11.8
Jaime A. Custerson	PIP	240	11.8	
Miles Plested	Grn	109	5.4	
Chris Pickett	TUSC	72	3.5	- 0.2

Copnor
GAIN

Portsmouth North

Lee M. Tindal	**PIP**	**1,111**	**39.5**	
*Lewis M.D. Gosling	Con	740	26.3	- 26.9
Andy Butterworth	Lab	640	22.7	- 3.5
James Howitt	LD	190	6.7	- 3.3
Tim Sheerman-Chase	Grn	135	4.8	- 5.8

Cosham
GAIN

Portsmouth North

Derek J. North	**PIP**	**1,149**	**39.5**	
Amanda Martin	Lab	1,009	33.2	- 3.0
*Matthew J. Atkins	Con	641	21.1	- 27.2
Julie A. Spurgeon	LD	118	3.9	- 5.7
Josie McNally	Grn	100	3.3	
Nikki Doyle	TUSC	20	0.7	

Drayton and Farlington
Portsmouth North

Spencer R. Gardner	**Con**	**1,389**	**37.8**	**- 30.6**
Benjamin S. Porter	PIP	1,267	34.5	
Ian M. Ayres	Lab	695	18.9	- 0.7
Claire Udy	LD	193	5.3	- 6.7
Paul Bleachy	Grn	130	3.5	

Eastney and Craneswater
GAIN

Portsmouth South

Nicholas L.Dorrington	**LD**	**1,156**	**31.1**	**+ 1.6**
Edward Batterbury	Lab	1,017	27.4	+ 1.4
Jack Smith	PIP	725	19.5	
Terry Henderson	Con	604	16.3	- 21.5
Tamara L.B. Groen	Grn	214	5.8	- 0.8

Fratton
Portsmouth South

***Stuart W. Brown**	**LD**	**824**	**31.7**	**- 3.5**
Jacob L. Short	PIP	729	28.0	
Steph Richards	Lab	728	28.0	- 5.4
Tim Edwards	Con	208	8.0	- 25.4
Sanet M.Chering-Alves	Grn	111	4.3	- 1.0

Hilsea
GAIN

Portsmouth North

Matthew W.S. Cordy	**PIP**	**1,493**	**54.7**	
Charlie Douglas	Con	533	19.5	- 38.7
Nicky Potts	Lab	461	16.9	- 9.0
Peter J. Williams	LD	148	5.4	- 3.4
Emma L.K. Murphy	Grn	95	3.5	- 3.7

Milton
Portsmouth South

***Kimberley E. Barrett**	**LD**	**1,187**	**42.4**	**+ 4.7**
Arif H. Choudhury	Lab	949	33.9	+ 1.9
Sarah L.S. Gilbert	Grn	231	8.2	+ 1.0
Stephen A. Gorys	Con	220	7.9	- 15.2
Rachel D. Zimmer	Ref	214	7.6	

Nelson
Portsmouth North

Richard J. Adair	**LD**	**903**	**37.1**	**- 6.3**
Gary R. Fyles	PIP	687	28.2	
Robin S. Head	Lab	505	20.7	+ 1.1
Erin M. Hunt	Con	223	9.2	- 22.1
Duncan S. Robinson	Grn	99	4.1	- 1.6
Nick Doyle	TUSC	19	0.8	

Paulsgrove
Portsmouth North

***George D. Madgwick**	**PIP**	**1,561**	**63.7**	**+14.6**
Thomas C. Hoare	Con	375	15.3	- 21.7
Patrick C. Keefe	Lab	358	14.6	+ 3.0
Ian D. McCulloch	Grn	84	3.4	
James Campbell	LD	72	2.9	+ 0.5

St Jude
Portsmouth South

***Hugh L. Mason**	**LD**	**1,266**	**40.5**	**+ 4.9**
Joshua A. Allen	Lab	1,221	39.0	+ 5.9
Lee Kewell	Con	282	9.0	- 14.5
Harry B. Mallinder	Grn	184	5.9	- 1.9
John M. Hill	PIP	176	5.6	

St Thomas
Portsmouth South

***Ian D. Holder**	**LD**	**1,199**	**42.1**	**- 0.3**
Julian T. Lewis	Lab	783	27.5	+ 4.9
David M. Chandler	Con	435	15.3	- 12.7
Mark Zimmer	Ref	209	7.3	
Elliott Lee	Grn	177	6.2	- 0.8
John Burrows	TUSC	44	1.6	

Summary of results: Portsmouth

	Year	Elec	%Poll	Con	Lab	LD	Grn	Ind	Other
Baffins	2024	11,127	28.6	17.0	15.9	50.4	5.5	9.8	1.3
	2023	11,047	31.7	18.1	14.0	42.3	4.4	21.2	
	2022	11,030	34.3	20.1	15.1	36.9	4.1	23.8	
	2021	11,197	33.1	28.9	17.3	47.1	6.7		
Central Southsea	2024	12,289	29.9	6.5	48.7	35.5	5.7	3.6	
	2023	11,763	32.8	5.6	40.3	47.2	4.6	2.2	
	2022	11,786	32.9	10.6	47.9	36.5	5.0		
	2021	12,072	34.4	13.9	42.3	39.2	4.6		
Charles Dickens	2024	13,587	15.0	15.7	44.6	19.1	5.4	11.8	3.5
	2023	13,513	18.1	12.4	32.1	13.9	4.3	37.4	
	2022	13,372	18.5	18.3	49.5	15.4		15.0	1.7
	2021	13,550	19.3	27.5	45.6	23.1			3.7
Copnor	2024	9,703	29.1	26.3	22.7	6.7	4.8	39.5	
	2023	9,749	31.1	24.0	19.7	6.7	3.7	46.0	
	2022	9,738	32.2	33.9	21.2	6.5	8.9	29.4	
	2021	9,801	31.6	53.2	26.2	10.0	10.6		
Cosham	2024	10,074	30.3	21.1	33.2	3.9	.3.3	37.8	0.7
	2023	10,218	29.0	36.7	46.4	6.8		7.1	2.9
	2022	10,283	33.6	41.0	47.7	5.2		6.0	
	2021	10,290	33.8	48.3	36.2	9.6		3.0	2.9
Drayton and Farlington	2024	10,469	35.2	37.8	18.9	5.3	3.5	34.5	
	2023	10,518	33.1	47.7	20.0	17.9	6.5	8.1	
	2022	10,488	35.0	54.2	22.7	10.3		12.9	
	2021	10,453	38.2	68.4	19.6	12.0			
Eastney and Craneswater	2024	9,833	38.0	16.3	27.4	31.1	5.8	19.5	
	2023	9,698	39.3	23.2	28.6	36.4	5.5	2.4	3.9
	2022	9,709	42.0	27.4	24.5	34.0		14.2	
	2021	9,802	45.0	37.8	26.0	29.5	6.6		
Fratton	2024	10,561	24.7	8.0	28.0	31.7	4.3	28.0	
	2023	10,475	26.4	9.1	30.7	38.4	5.1	16.7	
	2022	10,617	26.5	17.3	43.5	39.2			
	2021	10,626	27.6	24.4	33.4	35.2	5.3		1.7
Hilsea	2024	10,109	27.1	19.5	16.9	5.4	3.5	54.7	
	2023	10,154	32.1	22.5	12.7	4.5	3.0	57.3	
	2022	10,101	30.6	34.8	20.2	5.6	3.8	35.6	
	2021	10,271	29.7	58.2	25.9	8.8	7.2		
Milton	2024	10,561	32.6	7.9	33.9	42.4	8.2		7.6
	2023	10,539	38.2	6.3	38.7	46.6	4.4	1.7	2.4
	2022	10,507	39.2	15.4	39.4	40.3	4.8		
	2021	10,632	37.0	23.1	32.0	37.7	7.2		
Nelson	2024	10,236	23.9	9.2	20.7	37.1	4.1	28.2	0.8
	2023	10,206	21.3	15.1	23.2	48.2	5.6	7.9	
	2022	10,300	23.3	22.6	24.4	46.4	5.4		1.3
	2021	10,431	24.4	31.3	19.6	43.4	5.7		
Paulsgrove	2024	10,122	24.3	15.3	14.6	2.9	3.4	63.7	
	2023	10,224	22.4	19.5	18.6	5.9		55.9	
	2022	10,157	27.5	25.8	14.6	4.0		55.6	
	2021	10,229	33.7	37.0	11.6	2.4		49.1	
St Jude	2024	9,317	33.7	9.0	39.0	40.5	5.9	5.6	
	2023	9,206	35.2	12.4	39.9	32.8	6.2	8.8	
	2022	9,286	36.6	18.3	40.2	34.4	7.1		
	2021	9,422	38.6	23.5	33.1	35.6	7.8		
St Thomas	2024	11,297	25.4	15.3	27.5	42.1	6.2		3.9
	2023	10,927	26.5	20.0	23.9	46.9	6.5	2.6	
	2022	10,904	27.6	26.2	25.4	42.2	6.2		
	2021	11,172	30.4	28.0	22.6	42.4	7.0		

Preston

1 ▼4	6	9 ▼1	30	6 ▲5	12	0 ◆	0	0 ◆	0	0 ◆	0

Labour retain control - majority: 12 seats

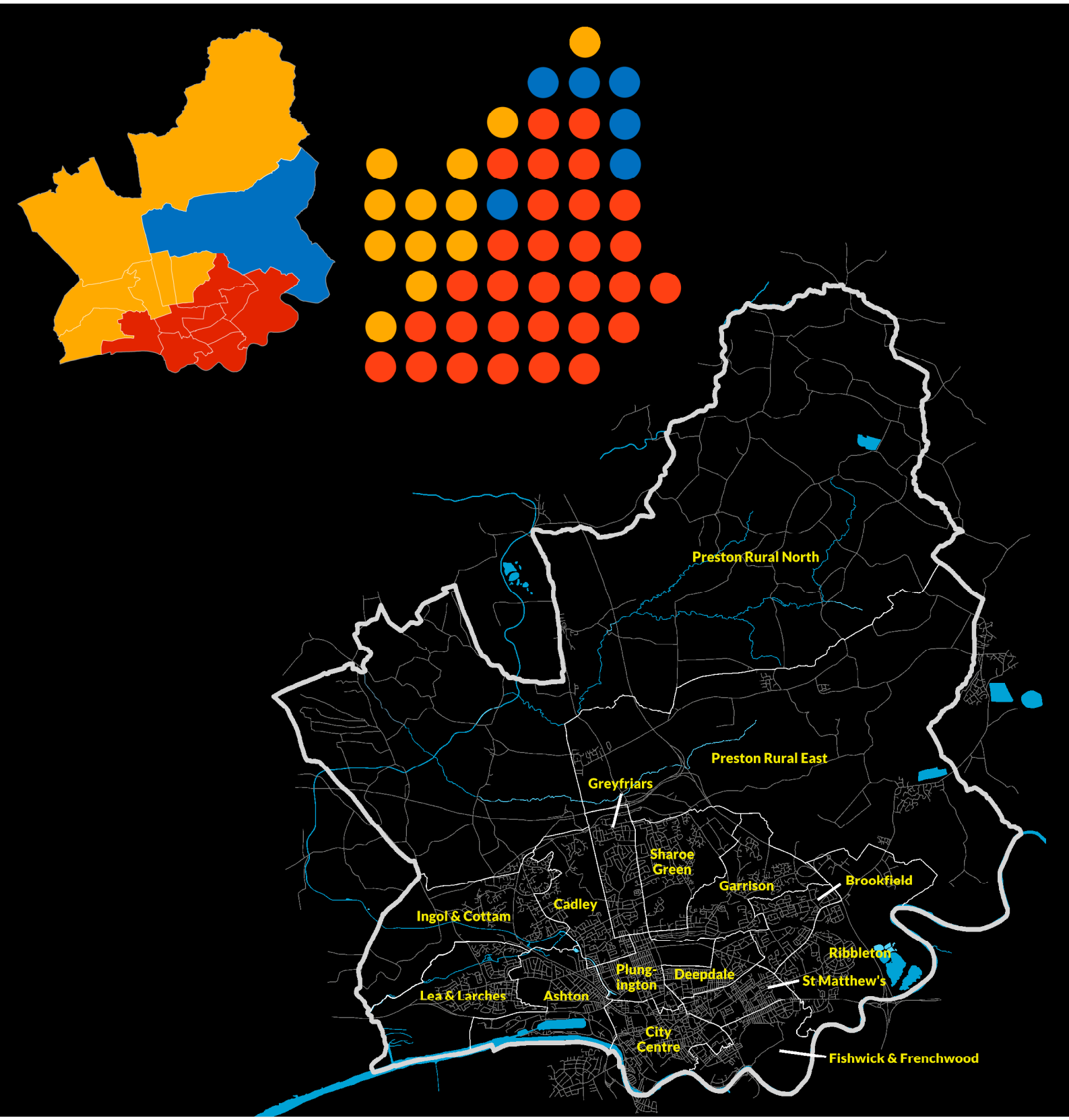

Electoral history of Preston

	seats	%votes	seats	%votes	seats	%votes	seats	%votes	Total	Majority	
2024	6	22.0	30	42.2	12	30.8	0	4.9	16	12	●
2023	10	24.2	31	50.5	7	24.6	0	0.7	16	14	●
2022	11	28.4	30	48.8	7	22.3	0	0.6	16	12	●
2021	11	34.6	30	42.5	7	14.1	0	8.8	16	12	●
2019	9	26.1	30	44.7	9	20.0	0	9.1	48	12	●
2018	17	33.0	35	50.5	5	14.6	0	2.0	19	13	●
2016	19	30.7	33	45.8	5	14.5	0	9.0	19	9	●
2015	19	34.2	32	44.3	5	7.1	1	14.5	19	7	●
2014	19	27.9	32	47.0	5	9.4	1	15.8	19	7	●
2012	19	29.3	31	46.9	5	14.6	2	9.3	19	5	●
2011	21	36.0	29	44.5	6	13.4	1	6.1	19	1	●
2010	22	33.7	24	36.0	8	29.3	3	1.0	19		
2008	21	40.9	24	28.4	9	23.7	3	7.0	19		
2007	20	39.6	24	29.0	10	21.9	3	9.5	19		
2006	17	38.0	24	27.6	12	26.2	4	8.2	19		
2004	18	38.7	24	27.4	10	24.1	5	9.7	19		
2003	18	42.8	25	34.9	11	16.3	3	5.9	20		
2002	19	36.3	22	30.8	11	22.8	5	10.2	57		
2000	17	42.6	24	29.9	12	23.5	4	3.9	19		
1999	13	35.8	28	31.4	14	28.5	2	4.2	19		
1998	13	35.4	30	33.6	13	29.6	1	1.4	19	3	●
1996	13	31.4	32	39.9	12	28.7	0	0.0	19	7	●
1995	18	28.5	31	43.5	8	28.0	0	0.0	19	5	●
1994	19	28.4	31	39.9	7	30.3	0	1.4	19	5	●
1992	19	47.8	33	31.3	5	21.0	0	0.0	19	9	●
1991	16	35.7	35	34.5	6	28.8	0	1.0	19	13	●
1990	16	32.6	35	47.6	6	15.5	0	4.3	19	13	●
1988	16	46.0	36	38.8	5	13.5	0	1.6	19	15	●
1987	16	38.3	35	39.6	6	22.1	0	0.0	19	13	●
1986	18	31.8	34	44.9	5	23.3	0	0.0	19	11	●
1984	21	41.6	31	41.8	5	16.5	0	0.0	19	5	●
1983	24	44.1	30	41.1	5	14.8	0	0.0	19	1	●
1982	24	45.1	30	35.2	3	19.5	0	0.2	19	3	●
1980	25	46.8	31	44.5	1	8.7	0	0.0	19	5	●
1979	30	51.6	26	43.8	1	4.6	0	0.0	19	3	●
1978	37	48.9	18	40.2	2	4.1	0	6.7	19	17	●
1976	43	55.8	13	31.7	1	9.9	0	2.5	57	29	●
1973	19	43.3	38	44.8	0	3.2	0	8.7	57	19	●

Ward history of Preston

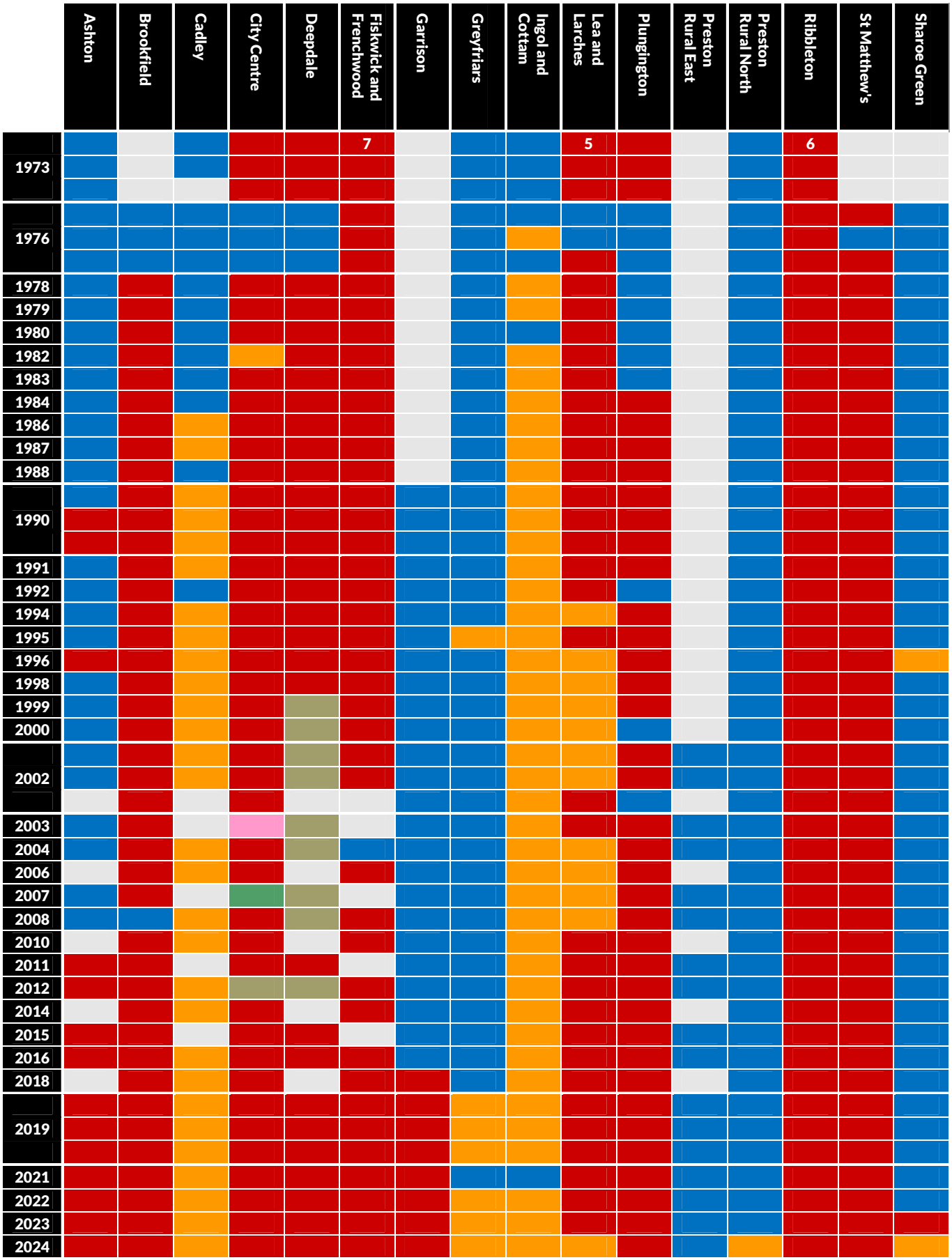

Ashton
Preston

***James T. Hull**	**Lab**	**1,012**	**58.8**	**+21.0**
Rebecca Potter	LD	369	21.5	+16.5
Daniel Duckworth	Con	339	19.7	+ 0.4

Brookfield
Preston

Sara Holmes	**Lab**	**673**	**66.5**	**+ 6.3**
Edward D. Craven	LD	198	19.6	+14.0
Al-Yasa Khan	Con	141	13.9	- 20.3

Cadley
Preston

Julie Van Mierlo	**LD**	**908**	**48.3**	**+10.1**
Jono Grisdale	Lab	497	26.4	+ 1.1
Sarah J. Hart	Con	319	17.0	- 15.4
Paul H. Balshaw	Ind	156	8.3	

City Centre
Preston

***Salim Desai**	**Lab**	**880**	**58.4**	**+ 0.4**
Andy Pratt	Con	318	21.1	+ 1.1
Peter D. Lawrence	LD	308	20.5	+13.1

Deepdale
Preston

***Siraz A. Natha**	**Lab**	**849**	**50.9**	**- 31.5**
Hasan Tunay	TUSC	522	31.3	
Jurgen O.H. Voges	LD	176	10.6	+ 8.7
Nilli Williamson	Con	120	7.2	- 3.3

Fishwick and Frenchwood
Preston

***Martyn A. Rawlinson**	**Lab**	**924**	**61.1**	**- 18.5**
Alana E.J. Mullen	LD	387	25.6	+19.5
Ishaq Vaez	Con	201	13.3	- 0.9

Garrison
Preston

***Peter J. Kelly**	**Lab**	**967**	**53.8**	**+ 2.6**
Claire F. Craven	LD	465	25.9	+15.5
Lakwinder Singh	Con	365	20.3	- 18.1

Greyfriars
Ribble Valley

Michael Peak	**LD**	**1,029**	**47.4**	**+16.0**
Dave G. Leme Da Silva	Con	624	28.7	- 12.3
Avery Greatorex	Lab	519	23.9	+ 2.3

Ingol and Cottam
Preston

Ben Ward	**LD**	**861**	**43.7**	**+ 7.3**
*Trevor M. Hart	Con	550	27.9	- 16.5
Adam Malik	Lab	354	18.0	- 1.2
David T.P. Preston	Ref	204	10.4	

Lea and Larches
Preston

Mark Jewell	**LD**	**578**	**36.2**	**+26.7**
*Jenny Mein	Lab	565	35.4	- 3.4
Ann Cowell	Ind	305	19.1	
Tracy E. Slater	Con	147	9.2	- 16.1

Plungington
Preston

***Nweeda Khan**	**Lab**	**838**	**62.1**	**- 1.0**
Martin McKeever	Con	203	15.0	- 7.5
Cristina Mylroie	LD	172	12.7	+ 6.9
Joel Patton	TUSC	137	10.1	

Preston Rural East
Ribble Valley

Mark J. Bell	**Con**	**1,056**	**48.5**	**- 15.6**
Victoria A. Blundell	Lab	698	32.0	+12.0
Joanne Joyner	LD	425	19.5	+12.8

Preston Rural North
Ribble Valley

Daniel Guise	**LD**	**869**	**47.9**	**+36.3**
*Keith F. Middlebrough Taylor	Con	640	35.3	- 30.8
Donoghue-Smith	Lab	304	16.8	- 5.5

Ribbleton
Preston

***Anna J. Hindle**	**Lab**	**595**	**65.2**	**+ 8.0**
Mary F. Kennedy	Con	163	17.9	- 2.1
Kate Bosman	LD	155	17.0	+13.6

St Matthew's
Preston

***Suleman Sarwar**	**Lab**	**714**	**64.3**	**- 11.0**
Rene Van Mierlo	LD	244	22.0	+14.3
Sohaib Ashraf	Con	152	13.7	- 3.3

Sharoe Green
Ribble Valley

George Kulbacki	**LD**	**1,050**	**43.6**	**- 5.6**
Mark F. Routledge	Lab	833	34.6	+ 9.3
*David J. Walker	Con	523	21.7	- 27.5

Summary of results: Preston

	Year	Elec	%Poll	Con	Lab	LD	Grn	Ind	Other
Ashton	2024	6,479	27.2	19.7	58.8	21.5			
	2023	6,373	27.8	21.2	63.2	11.8			3.9
	2022	6,268	31.0	25.5	65.0	9.5			
	2021	6,298	36.2	19.3	37.8	4.0	6.7	32.3	
Brookfield	2024	5,687	18.8	13.9	66.5	19.6			
	2023	5,667	20.1	19.2	72.0	8.7			
	2022	5,710	20.9	22.8	66.6	10.6			
	2021	5,702	22.7	34.2	60.2	5.6			
Cadley	2024	6,407	29.8	17.0	26.4	48.3		8.3	
	2023	6,277	31.7	17.0	27.4	55.6			
	2022	6,163	34.6	23.7	25.7	50.6			
	2021	6,105	36.5	32.4	25.3	38.2	4.1		
City Centre	2024	8,527	19.0	21.1	58.4	20.5			
	2023	8,046	19.4	15.6	67.0	9.4	8.0		
	2022	8,821	17.7	20.0	71.2	8.8			
	2021	8,400	21.0	22.2	58.0	7.4	9.9		2.6
Deepdale	2024	6,623	28.1	7.2	50.9	10.6			31.3
	2023	6,390	26.7	6.2	87.2	6.6			
	2022	6,463	29.2	5.6	89.7	4.7			
	2021	6,425	29.2	10.5	82.4	1.9	5.2		
Fishwick and Frenchwood	2024	6,038	27.5	13.3	61.1	25.6			
	2023	5,904	27.6	22.5	71.8	5.7			
	2022	5,900	29.3	13.7	80.4	5.9			
	2021	5,902	28.0	14.2	79.6	6.1			
Garrison	2024	6,616	30.0	20.3	53.8	25.9			
	2023	6,614	33.5	22.8	62.0	15.2			
	2022	6,620	33.6	28.0	55.5	16.5			
	2021	6,638	36.1	38.4	51.2	10.4			
Greyfriars	2024	6,317	35.7	28.7	23.9	47.4			
	2023	6,262	37.2	26.4	25.1	48.5			
	2022	6,334	41.3	31.5	22.0	46.5			
	2021	6,343	42.1	41.0	21.6	31.4	6.0		
Ingol and Cottam	2024	7,525	26.3	27.9	18.0	43.7			10.4
	2023	7,121	28.3	31.4	19.5	49.1			
	2022	6,862	34.3	29.9	14.9	55.2			
	2021	6,670	32.9	44.4	19.2	36.4			
Lea and Larches	2024	6,405	25.0	9.2	35.4	36.2		19.1	
	2023	6,384	21.9	14.5	65.1	20.4			
	2022	6,400	25.8	29.1	59.2	11.7			
	2021	6,463	27.4	25.3	38.8	9.5		26.4	
Plungington	2024	8,051	17.3	15.0	62.1	12.7			10.1
	2023	7,585	15.5	14.8	76.8	8.4			
	2022	8,466	13.8	18.0	70.7	11.3			
	2021	8,030	17.6	22.5	63.1	5.8	8.5		
Preston Rural East	2024	7,907	28.0	48.5	32.0	19.5			
	2023	7,079	32.0	51.9	29.6	18.5			
	2022	6,481	32.5	57.1	26.1	16.8			
	2021	6,246	37.8	65.1	20.0	6.7	8.2		
Preston Rural North	2024	6,678	27.5	35.3	16.8	47.9			
	2023	6,239	31.2	43.0	19.4	37.7			
	2022	5,676	30.1	56.0	24.8	19.2			
	2021	5,316	35.6	66.1	22.3	11.6			
Ribbleton	2024	5,721	16.5	17.9	65.2	17.0			
	2023	5,665	17.7	17.8	72.9	9.3			
	2022	5,715	18.4	24.1	63.8	12.0			
	2021	5,753	20.2	20.0	57.2	3.4	3.6	15.7	
St Matthew's	2024	6,206	20.2	13.7	64.3	22.0			
	2023	5,827	20.8	11.1	80.9	7.9			
	2022	5,803	20.5	12.1	81.7	6.1			
	2021	5,682	22.6	17.0	75.3	7.7			
Sharoe Green	2024	6,313	39.3						
	2023	6,238	40.6	25.6	39.6	34.9			
	2022	6,257	37.5	36.6	29.6	26.2	7.6		
	2021	6,273	39.1	49.2	25.3	15.9	7.6		2.1

Reading

0 ▼3	4	12 ▲1	32	1 ▲3	3	3 ◆	8	0 ◆	1

Labour retain control - majority: 16 seats

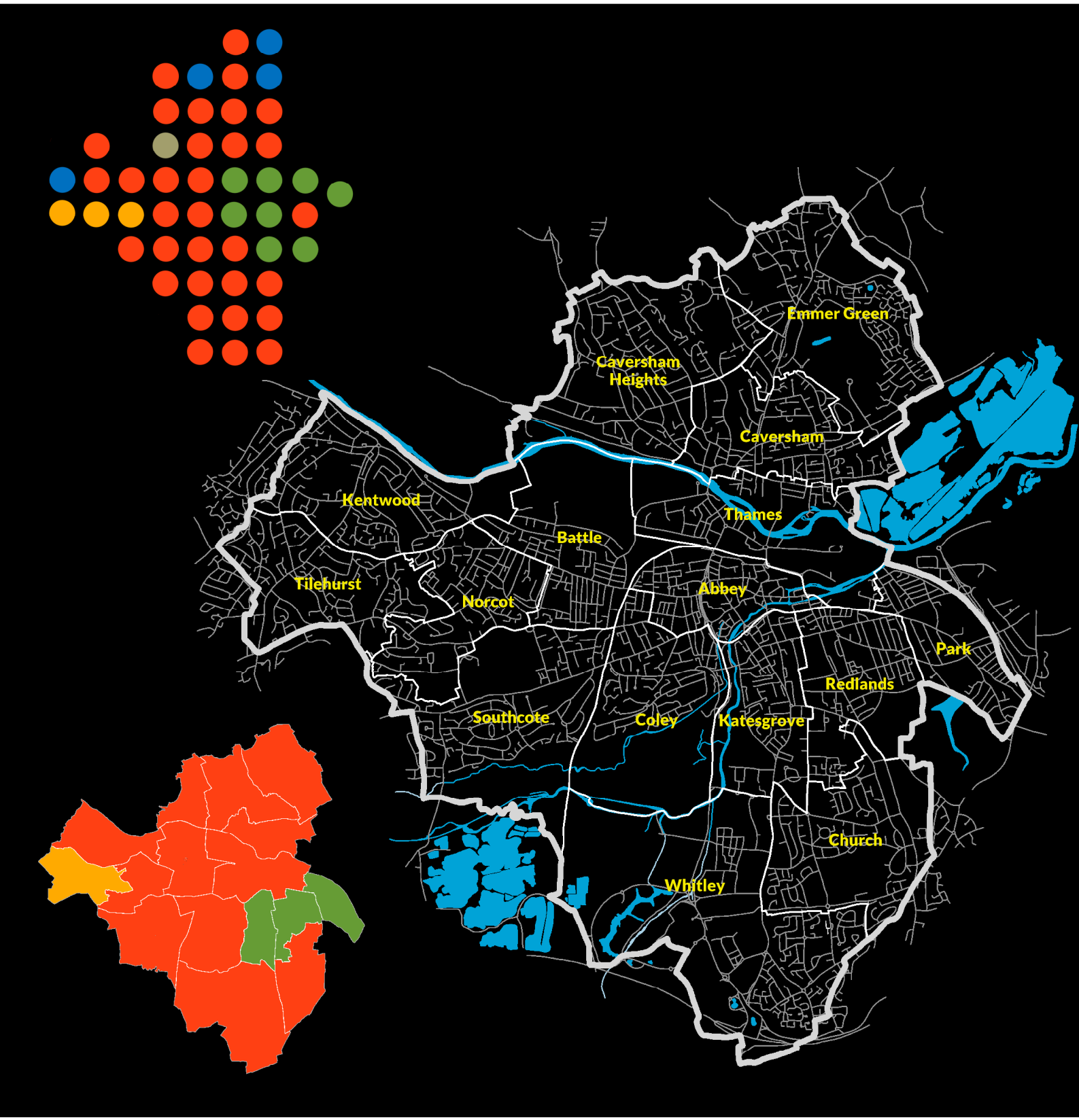

Electoral history of Reading

	seats	%votes	seats	%votes	seats	%votes	seats	%votes	Total	Majority	
2024	4	20.5	32	46.4	3	10.5	9	24.7	16	16	●
2023	5	22.5	32	48.1	3	10.3	8	19.0	16	16	●
2022	6	21.6	32	41.4	3	13.9	7	23.1	48	16	●
2021	10	30.4	29	41.4	2	10.1	5	18.1	15	12	●
2019	10	24.8	30	40.6	2	14.0	4	20.5	15	14	●
2018	13	29.2	30	47.2	1	10.8	3	12.8	15	13	●
2016	11	28.4	31	45.0	2	11.5	3	14.9	16	15	●
2015	10	35.3	31	37.6	2	7.8	3	19.3	15	16	●
2014	10	25.6	31	39.1	2	8.9	3	26.5	15	15	●
2012	12	28.0	26	45.4	4	10.0	4	16.6	16	6	●
2011	16	34.1	22	39.9	5	12.8	3	13.2	15		
2010	17	35.2	19	31.1	9	25.6	1	8.1	15		
2008	18	40.5	20	32.3	8	17.6	0	9.6	16		
2007	13	38.4	25	32.1	8	20.0	0	9.4	15	4	●
2006	8	35.1	32	33.4	6	21.6	0	9.9	15	18	●
2004	6	30.4	35	35.3	5	25.9	0	8.3	46	24	●
2003	4	28.9	35	38.8	6	26.7	0	5.7	16	15	●
2002	3	26.9	36	44.2	6	26.0	0	2.9	15	27	●
2001	3	26.9	36	46.8	6	24.5	0	1.8	15	27	●
2000	3	32.4	36	44.6	6	21.4	0	1.6	16	27	●
1999	3	27.7	36	47.7	6	23.1	0	1.4	15	27	●
1997	3	29.2	36	42.8	6	25.9	0	2.2	45	27	●
1996	4	23.6	35	52.9	6	22.4	0	1.2	15	25	●
1995	8	24.8	32	56.1	5	17.9	0	1.3	15	19	●
1994	12	26.4	28	46.6	5	24.0	0	2.9	15	11	●
1992	11	40.8	29	37.0	4	15.4	1	6.8	15	13	●
1991	12	38.2	29	40.1	4	15.9	0	5.9	15	13	●
1990	13	25.8	27	49.1	5	13.2	0	11.9	15		
1988	15	40.4	25	39.9	5	14.1	0	5.6	15		
1987	16	40.7	24	30.8	5	27.1	0	1.3	15		
1986	18	31.9	22	36.4	5	28.5	0	3.2	15		
1984	23	42.4	17	33.5	5	23.2	0	0.9	15	1	●
1983	26	45.0	13	29.2	6	23.5	0	2.3	45	7	●
1979	22	43.6	16	32.5	11	23.5	0	0.4	49		
1976	21	44.6	14	31.4	11	23.0	0	1.0	46		
1973	16	38.6	16	36.3	14	21.9	0	3.2	46		

Ward history of Reading

	Abbey	Battle	Caversham	Caversham Heights	Church	Coley	Emmer Green	Katesgrove	Kentwood	Norcot	Park	Redlands	Southcote	Thames	Tilehurst	Whitley
1973																
					4	6				6					5	
					3											
1976						6				6					5	
					1											
1979																
					4	6				6					5	
1983																
1984																
1986																
1987																
1988																
1990																
1991																
1992																
1994																
1995																
1996																
1997																
1999																
2000																
2001																
2003																
2004																
2006																
2007																
2008																
2010																
2011																
2012																
2014																
2015																
2016																
2018																
2019																
2021																
2022																
2023																
2024																

Ward boundaries in Reading were changed in 2022 resulting in all-out elections that year. As a result, vote share changes are with 2022, not 2021, for this council

Abbey
Reading Central

David Stephens	**Lab**	**820**	**44.5**	**- 1.9**
Santhosh K. Batchu	Con	594	32.3	+17.2
Jamie Whitham	Grn	250	13.6	- 9.8
Henry D.Wright	LD	177	9.6	- 5.5

Battle
6% Reading W. & Mid Berks, 94% Reading Central

***Wendy P. Griffith**	**Lab**	**1,290**	**63.7**	**+ 6.6**
Tahira Kulsoom	Grn	386	19.1	+ 0.7
Abdoulaye D. Sow	Con	210	10.4	- 2.4
John B. Grout	LD	138	6.8	- 4.9

Caversham
Reading Central

***Matt Yeo**	**Lab**	**1,603**	**55.2**	**+10.6**
Grace H. Taylor	Con	494	17.0	- 2.8
Anthea H. West	Grn	441	15.2	- 6.7
Christopher S. Burden	LD	305	10.5	- 3.2
Chloe-Ann Stoakes	TUSC	59	2.0	

Caversham Heights
Reading Central

Jenny McGrother	**Lab**	**1,405**	**41.2**	**+13.5**
Paul A. Carnell	Con	1,183	34.7	+ 6.7
Danny McNamara	Grn	597	17.5	+ 3.3
Vania Costa-Krol	LD	225	6.6	- 4.4

Church
Earley and Woodley

***Andrew Hornsby-Smith**	**Lab**	**1,241**	**59.1**	**+12.3**
Adam I. Phelps	Con	453	21.6	- 6.4
Brent Smith	Grn	263	12.5	- 1.7
Mark C. Cole	LD	143	6.8	- 4.2

Coley
Reading Central

***Liz Terry**	**Lab**	**1,232**	**54.8**	**+15.0**
Casey G.C. Byrne	Con	444	19.7	+ 2.4
Isobel C. Hoskins	Grn	287	12.8	- 5.9
Jon Hill	LD	190	8.4	- 5.8
Sadiqua Khan	TUSC	96	4.3	

Emmer Green
GAIN

Reading Central

Daya P. Singh	**Lab**	**1,148**	**40.8**	**+14.1**
*Simon H. Robinson	Con	1,035	36.7	+ 3.0
Wendy J. Rooke	Grn	376	13.3	- 8.9
Pieter H.M.De Boiserie	LD	258	9.2	- 8.2

Katesgrove
GAIN

Reading Central

Kate Nikulina	**Grn**	**1,045**	**44.8**	**+ 0.3**
Navjit K. Gill	Lab	861	36.9	- 3.6
John D. Angus	Con	240	10.3	- 26.7
Margaret McNeill	LD	115	4.9	- 5.9
Jean-Louis Pascual	Ind	27	1.2	
Sam Church	TUSC	25	1.1	
Michael J. Turberville	Ind	18	0.8	

Kentwood
Reading West and Mid Berkshire

***Mark Keeping**	**Lab**	**1,136**	**48.1**	**+ 6.6**
Nick Fudge	Con	852	36.1	- 0.9
Caroline Hearst	Grn	240	10.2	- 0.5
Riccardo G. Mancuso-Marcello	LD	134	5.7	- 5.1

Norcot
96% Reading W. & Mid Berks, 4% Reading Central

Mamuna Naz	**Lab**	**1,100**	**50.4**	**+ 2.1**
Lizzy Sheppard	Con	306	14.0	- 2.1
Marie French	LD	303	13.9	+ 4.1
Richard P. Walkem	Grn	215	9.9	- 5.3
Alan J. Gulliver	Ref	182	8.3	
Stephen A. Graham	L	39	1.8	
Jennifer Bottom	TUSC	36	1.7	- 2.4

Park
Reading Central

Sarah Magon	**Grn**	**1,569**	**57.9**	**+ 3.1**
Ollie Williamson	Lab	915	33.7	- 0.4
James M. Mugo	Con	157	5.8	- 1.2
Chris Dodson	LD	71	2.6	- 1.5

Redlands
22% Earley & Woodley, 78% Reading East

***Dave McElroy**	**Grn**	**1,478**	**54.3**	**+10.2**
Sunila Lobo	Lab	921	33.8	- 6.6
Richard Williams	Con	182	6.7	- 2.4
Francis D. Jakeman	LD	101	3.7	- 2.7
Melanie S.J. Dent	TUSC	42	1.5	

Southcote
Reading West

Graeme W. Hoskin	**Lab**	**1,354**	**60.1**	**+ 9.0**
Allison Carnell	Con	439	19.5	- 2.1
Josie Downey	Grn	247	11.0	- 3.4
Benjamin F. Sims	LD	212	9.4	- 0.6

Thames
Reading Central

***Richard E. Davies**	**Lab**	**1,015**	**52.7**	**+ 4.2**
Shivraj Hawaldar	Con	357	18.6	+ 0.9
Mike Harling	Grn	315	16.4	- 5.0
Jo Ramsay	LD	235	12.2	- 0.2

Tilehurst
Reading Wrst and Mid Berkshire

***James W.J. Moore**	**LD**	**1,186**	**52.6**	**+ 3.7**
Elliott O. Gardiner	Lab	480	21.3	+ 5.3
Ben M.B. Blackmore	Con	436	19.3	- 5.1
Gabriel Berry-Khan	Grn	154	6.8	- 3.9

Whitley
Earley and Woodley

***Micky Leng**	**Lab**	**1,091**	**58.0**	**+ 3.1**
Vani Goel	Con	401	21.3	+ 0.4
Kathleen A. Smith	Grn	179	9.5	- 4.5
Thomas D.D. Weir	LD	175	9.3	- 0.8
Saffi Hussam	TUSC	36	1.9	

Summary of results: Reading

	Year	Elec	%Poll	Con	Lab	LD	Grn	Ind	Other
Abbey	2024	6,689	27.8	32.3	44.5	9.6	13.6		
	2023	6,600	19.2	19.8	52.7	10.5	17.0		
	2022	6,396	24.4	15.1	46.4	15.1	23.4		
	2021	10,212	27.7	24.6	51.5	8.5	15.4		
Battle	2024	7,648	26.8	10.4	63.7	6.8	19.1		
	2023	7,554	28.0	14.4	65.4	8.1	12.2		
	2022	7,412	27.3	12.8	57.1	11.7	18.4		
	2021	8,121	27.7	21.3	52.7	7.7	13.9	4.5	
Caversham	2024	7,595	38.4	17.0	55.2	10.5	15.2		2.0
	2023	7,502	39.1	19.5	53.6	10.7	16.2		
Thames	2022	7,614	49.8	19.8	44.6	13.7	21.9		
	2021	7,476	51.6	40.9	32.0	16.2	11.0		
Caversham Heights	2024	7,507	45.7	34.7	41.2	6.6	17.5		
	2023	7,493	47.6	37.3	41.0	7.6	14.1		
Mapledurham	2022	7,521	43.6	34.0	27.7	16.8	21.6		
Church	2024	8,161	25.3	21.6	59.1	6.8	12.5		
	2023	8,224	25.3	21.7	61.4	7.4	9.6		
	2022	8,232	29.5	28.0	46.8	11.0	14.2		
	2021	6,893	31.2	38.3	46.5	5.0	10.3		
Coley	2024	7,157	31.6	19.7	54.8	8.4	12.8		4.0
	2023	7,027	32.0	20.6	57.9	9.5	11.9		
Minster	2022	7,013	33.9	17.3	39.8	14.2	18.7		
	2021	7,766	36.5	32.2	44.8	10.4	12.6		
Emmer Green	2024	7,634	37.2	36.7	40.8	9.2	13.3		
	2023	7,609	40.7	40.0	36.8	10.9	12.3		
Peppard	2022	7,595	42.4	33.7	26.7	17.4	22.2		2.3
	2021	7,513	45.7	42.9	28.8	10.8	15.1		
Katesgrove	2024	7,825	29.9	10.3	36.9	4.9	44.8	1.9	1.1
	2023	7,643	29.5	9.5	37.0	3.6	46.6		2.6
	2022	7,632	30.6	10.6	37.2	7.8	44.5		
	2021	7,402	31.1	15.1	41.2	4.1	38.1		
Kentwood	2024	6,720	35.3	36.1	48.1	5.7	10.2		
	2023	6,737	38.3	45.3	39.3	7.2	8.1		
	2022	6,759	40.4	37.0	41.5	10.8	10.7		
	2021	7,361	37.1	41.9	43.3	7.3	7.5		
Norcot	2024	7,636	28.7	14.0	50.4	13.9	9.9		11.8
	2023	7,550	27.6	17.9	58.0	6.1	9.9	3.4	4.6
	2022	7,633	29.5	16.1	48.3	9.8	15.2	6.5	4.1
	2021	7,774	30.2	29.3	55.8	4.9	8.2		1.9
Park	2024	7,093	38.4	5.8	33.7	2.6	57.9		
	2023	7,023	40.5	5.7	37.8	3.6	46.6	0.7	2.6
	2022	7,111	41.9	7.0	34.1	4.1	54.8		
	2021	7,301	44.5	8.2	38.8	2.4	50.6		
Redlands	2024	8,363	32.8	6.7	33.8	3.7	54.3		1.5
	2023	8,273	31.3	7.5	46.4	4.4	40.2		1.4
	2022	8,206	34.2	9.1	40.4	6.4	44.1		
	2021	6,646	36.6	13.2	41.4	3.5	41.8		
Southcote	2024	7,765	29.2	19.5	60.1	9.4	11.0		
	2023	7,768	31.1	22.9	60.8	5.7	9.3		1.3
	2022	7,755	32.3	21.6	51.1	10.0	14.4		3.0
	2021	6,814	35.1	34.4	55.0	3.6	7.0		
Thames	2024	6,054	31.9	18.6	52.8	12.2	16.4		
	2023	5,915	32.9	24.1	60.8	15.1			
Caversham	2022	5,574	35.5	17.7	48.5	12.4	21.4		
	2021	7,411	42.3	29.1	47.6	5.6	13.1	4.1	0.5
Tilehurst	2024	7,269	31.3	19.3	21.3	52.6	6.8		
	2023	7,250	31.5	21.0	21.1	50.9	7.0		
	2022	8,206	30.6	24.4	16.0	48.9	10.7		
	2021	7,389	37.0	34.8	15.2	44.8	4.2		1.1
Whitley	2024	7,980	23.7	21.3	58.0	9.3	9.5		1.9
	2023	7,753	23.5	21.1	61.3	9.7	7.8		
	2022	7,622	25.8	20.9	54.9	10.1	14.0		
	2021	9,680	25.2	30.9	54.8	4.4	6.4	3.5	

Redditch boundary and council size changes

▼12	5	▲9	21	◆	0	▲1	1	◆	0

Labour gain from Conservatives - majority: 15 seats

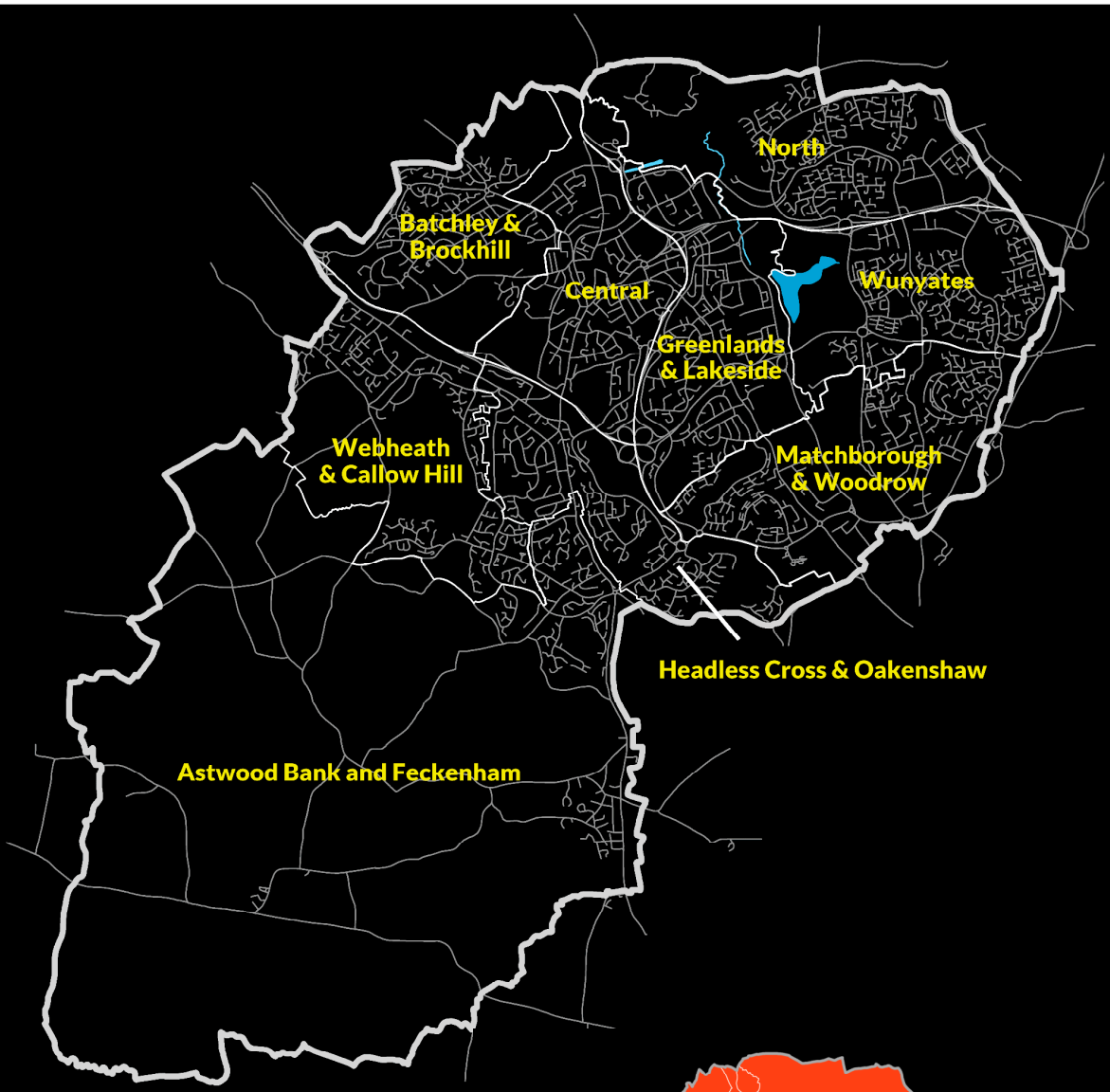



Electoral history of Redditch

	seats	%votes	seats	%votes	seats	%votes	seats	%votes	Total	Majority	
2024	5	33.4	21	46.4	0	10.5	1	22.7	27	15	●
2023	17	38.5	12	45.6	0	7.7	0	8.2	9	5	●
2022	22	43.6	7	42.4	0	5.2	0	8.8	9	15	●
2021	24	56.3	5	31.2	0	5.7	0	6.8	9	19	●
2019	17	40.5	12	26.7	0	6.2	0	26..6	10	5	●
2018	16	44.5	13	41.2	0	3.2	0	11.1	10	3	
2016	13	28.9	15	39.6	0	4.6	1	26.9	9	1	●
2015	12	40.9	16	30.5	0	3.8	1	24.9	10	3	●
2014	9	29.9	17	35.0	0	2.9	3	29.1	10	5	●
2012	14	33.4	15	47.1	0	10.0	0	9.6	10	1	●
2011	17	44.5	11	38.6	1	10.5	0	6.4	9	5	
2010	17	39.3	9	32.3	3	21.7	0	6.7	10	5	
2008	15	48.0	10	30.0	3	13.9	1	8.1	9	1	
2007	11	41.9	14	29.3	3	20.7	1	8.2	10		
2006	11	40.2	14	34.3	3	20.7	1	4.7	10		
2004	10	37.7	16	37.5	3	22.4	0	2.5	29	3	●
2003	14	38.7	10	35.9	5	25.4	0	0.0	10		
2002	12	39.9	14	35.9	3	22.9	0	1.3	10		
2000	10	46.2	17	34.1	2	13.8	0	5.9	9	5	●
1999	6	33.2	20	41.3	3	21.5	0	4.0	10	11	●
1998	4	30.7	23	46.9	2	19.8	0	2.6	10	17	●
1996	3	26.4	25	55.0	1	15.0	0	3.5	9	21	●
1995	5	19.4	23	59.5	1	19.8	0	1.3	10	17	●
1994	9	25.5	19	49.1	1	25.2	0	0.3	10	9	●
1992	9	48.1	20	42.0	0	10.0	0	0.0	9	11	●
1991	9	39.5	20	47.7	0	12.8	0	0.0	10	11	●
1990	7	34.2	21	57.6	1	4.6	0	3.7	10	13	●
1988	9	40.8	18	53.9	2	5.3	0	0.0	9	7	●
1987	9	41.9	18	39.4	2	15.6	0	3.1	10	7	●
1986	7	35.1	20	53.5	1	11.3	0	0.0	10	12	●
1984	9	40.2	19	49.0	0	7.0	1	3.8	10	9	●
1983	9	38.1	17	38.2	0	15.6	3	8.1	29	5	●
1979	17	47.4	5	41.9	0	0.0	3	10.7	25	9	●
1976	16	50.0	7	35.2	0	6.8	2	7.9	25	7	●
1973	6	43.3	19	53.6	0	0.0	0	3.1	25	13	●

Ward history of Redditch

	Astwood Bank & Feckenham	Batchley and Brockhill	Central	Greenlands and Lakeside	Headless Cross & Oakenshaw	Matchborough and Woodrow	North	Webeath and Callow Hill	Winyates
1973				7					
				4					
1976									
				3					
1979				7					
1983									
1984									
1986									
1987									
1988									
1990									
1991									
1992									
1994									
1995									
1996									
1998									
1999									
2000									
2002									
2003									
2004									
2006									
2007									
2008									
2010									
2011									
2012									
2014									
2015									
2016									
2018									
2019									
2021									
2022									
2023									
2024									

Astwood Bank & Feckenham
Redditch

Craig Warhurst	**Con**	**1,054**	**46.7**
***Brandon F. Clayton**	**Con**	**1,036**	**45.9**
Christopher Holz	**Con**	**900**	**39.9**
Gillian R. Cooper	Lab	896	39.7
Matthew T. Smith	Lab	776	34.4
Colin T. Smith	Lab	724	32.1
Glen C. Theobald	Grn	277	12.3
David H. Gee	LD	198	8.8
Malcolm W. Hall	LD	174	7.7

Antededent: Astwood Bank and Feckenham

Batchley and Brockhill
Redditch

Joseph T.G. Baker	**Lab**	**1,061**	**56.2**
Wanda King	**Lab**	**905**	**47.9**
Sachin Mathur	**Lab**	**893**	**47.3**
Lucy R. Harrison	Con	643	34.0
Finlay Heath	Con	543	28.7
Christopher Marshall	Con	483	25.6
Kerrie E. Coope	LD	218	11.5
Lea J. Room	Grn	193	10.2
Martin M. McLeod	LD	178	9.4
Sara A. Allmark	LD	165	8.7

Antededent: Batchley and Brockhill

Central
Redditch

Sharon E. Harvey	**Lab**	**1,032**	**57.1**
William R. Boyd	**Lab**	**1,007**	**55.7**
Gary P. Slim	**Lab**	**956**	**52.9**
Ummar Memi	Con	354	19.6
Sulmaan Mohammed	Con	344	19.0
Faizal Qadeer	Con	326	18.0
David E. Heaselgrave	Grn	279	15.4
Glenn Harris	LD	215	11.9
Roy K. Magara	LD	162	9.0

Antededent: Central

Greenlands and Lakeside
Redditch

Andrew Fry	**Lab**	**1,177**	**55.7**
Joanna C. Kane	**Lab**	**1,078**	**51.0**
Juma Begum	**Lab**	**1,023**	**48.4**
Susan V. Clarke	Con	571	27.0
Timothy Pearman	Con	550	26.0
Peter A. Fleming	Con	517	24.4
Kevin White	Grn	275	13.0
Jade C. Taylor	LD	201	9.5

Antededent: Greenlands

Headless Cross and Oakenshaw
Redditch

Huliet E. Smith	**Lab**	**1,192**	**49.7**
Ian W.J.Woodall	**Lab**	**1,088**	**45.4**
David P. Munro	**Lab**	**1,070**	**44.7**
Tom Baker-Price	Con	921	38.4
Helen E.A. Sanders	Con	788	32.9
Roger M. Bennett	Con	785	32.8
Stuart J. Davies	Grn	290	12.1
Edward J. Killworth	LD	159	6.6
Andrew P. Fieldsend-Roxborough	LD	158	6.6

Antededent: Headless Cross and Oakenshaw

Matchborough and Woodrow
Redditch

Jane L. Spilsbury	**Lab**	**888**	**43.4**
James J.N. Fardoe	**Lab**	**860**	**42.0**
Paul D. Wren	**Lab**	**819**	**40.0**
Emma Marshall	Con	543	26.5
Theo Ellinas	Con	537	26.2
Nathan J. Winter	Con	423	20.7
Julier A. Brunner	Ind	358	17.5
Kathryn L. Manning	Grn	214	10.5
Diane E. Thomas	LD	141	6.9
Andrew D. Thompson	LD	96	4.7

Antededent: Matchborough

North
Redditch

William P.A. Hartnett	**Lab**	**1,027**	**46.5**
Monica P. Stringfellow	**Lab**	**1,021**	**46.2**
Saheed Khan	**Lab**	**929**	**42.0**
Karen Ashley	Con	886	40.1
Michael J.T. Chalk	Con	734	33.2
Kerry Simons	Con	639	28.9
Mark A.W. Tomes	LD	261	11.8
Joanne M. Heaselgrave	Grn	204	9.2

Antededent: Church Hill

Webheath and Callow Hill
Redditch

Matthew Dormer	**Con**	**1,101**	**45.5**
Gemma Monaco	**Con**	**994**	**41.1**
Claire M. Davies	**Grn**	**948**	**39.2**
Salman Akbar	Con	886	36.6
Margot Bish	Grn	859	35.5
Sharon L. Howard	Grn	603	24.9
Hannah L. McGahan	Lab	541	22.4
Monica M. Fry	Lab	482	19.9
Mark J. Harvey	Lab	470	19.4
Pamela A. Gee	LD	125	5.2

Antededent: West

Winyates
Redditch

Margarita E. Rogers	**Lab**	**949**	**40.1**
Jennifer Snape	**Lab**	**946**	**40.0**
Alan T. Mason	**Lab**	**941**	**39.8**
Luke Court	Con	890	37.6
Amanda D. Canning	Con	880	37.2
Julian Grubb	Con	797	33.7
Clare E. Beckhelling	Grn	318	13.4
John M. Marsh	LD	247	10.4

Antededent: Winyates

Summary of results: Redditch

	Year	Elec	%Poll	Con	Lab	LD	Grn	Ind	Other
Astwood Bank and Feckenham	2024	6,906	31.7	43.5	36.9	8.2	11.4		
	2023	4,722	33.3	50.7	33.2	7.8	8.3		
	2022	4,769	35.6	55.0	28.3	9.0	7.7		
	2019	4,679	34.3	50.9	16.5	10.8	8.8		13.0
Batchley and Brockhill	2024	7,233	26.9	30.4	50.2	10.3	9.1		
	2023	6,570	26.1	33.6	57.4	3.3	5.6		
	2022	6,559	29.6	40.9	49.2		4.5		5.3
	2021	6,471	30.9	58.4	34.5		7.1		
Central	2024	6,811	25.4	18.8	54.9	11.4	14.8		
	2022	4,542	32.3	32.1	56.9		11.0		
	2021	4,494	34.8	45.3	42.4	5.2	7.0		
Greenlands and Lakeside	2024	7,611	26.2	25.7	52.9	9.0	12.4		
Greenlands	2023	6,849	21.4	36.4	51.9	6.5	10.4		
	2022	6,853	22.7	36.8	43.5	9.3	4.5		
	2021	6,810	26.1	54.1	36.7	4.6	13.0		
Headless Cross and Oakenshaw	2024	7,165	33.2	35.9	46.5	6.2	11.3		
	2023	6,421	31.9	39.0	42.4	13.2	10.0		
	2022	6,500	33.0	49.6	40.4		7.1		
	2021	6,539	35.1	62.9	24.2	5.7	10.4		18.5
Matchborough and Woodrow	2024	7,586	23.6	25.3	41.4	6.6	10.0	16.7	
Matchborough	2023	4,491	28.5	24.4	41.3	4.2	7.1		
	2021	4,533	34.3	52.8	34.7	5.4	7.1		
	2019	4,458	31.1	40.8	30.9		8.8		19.5
North	2024	7,094	30.5	37.3	43.2	11.0	8.6		
Church Hill	2023	5,859	28.9	33.2	46.8	15.3	4.7		
	2022	5,849	31.3	39.9	43.5	11.9	4.7		
	2021	5,887	32.3	48.0	29.9	17.7	4.4		
Webheath and Callow Hill	2024	7,134	35.5	40.6	19.9	4.6	34.9		
West	2023	4,873	31.8	47.5	41.0	6.0	6.0		
	2021	4,873	38.2	68.4	20.6	4.9	6.0		
	2019	4,563	32.4	48.0	19.6		15.8		16.7
Winyates	2024	6,810	32.1	37.0	39.5	10.3	13.2		
	2023	6,211	30.2	41.2	26.1	3.9	6.5		
	2022	6,210	30.3	53.3	33.5	6.7	5.0	7.5	
	2021	6,191	33.9	59.0	24.7	3.8	7.0		20.8

Reigate and Banstead

4 ▼6	18	1 ▲1	2	2 ▲1	4	5 ▲3	13	1 ▲1	2	2 ◆	6

Conservatives lose to no overall control

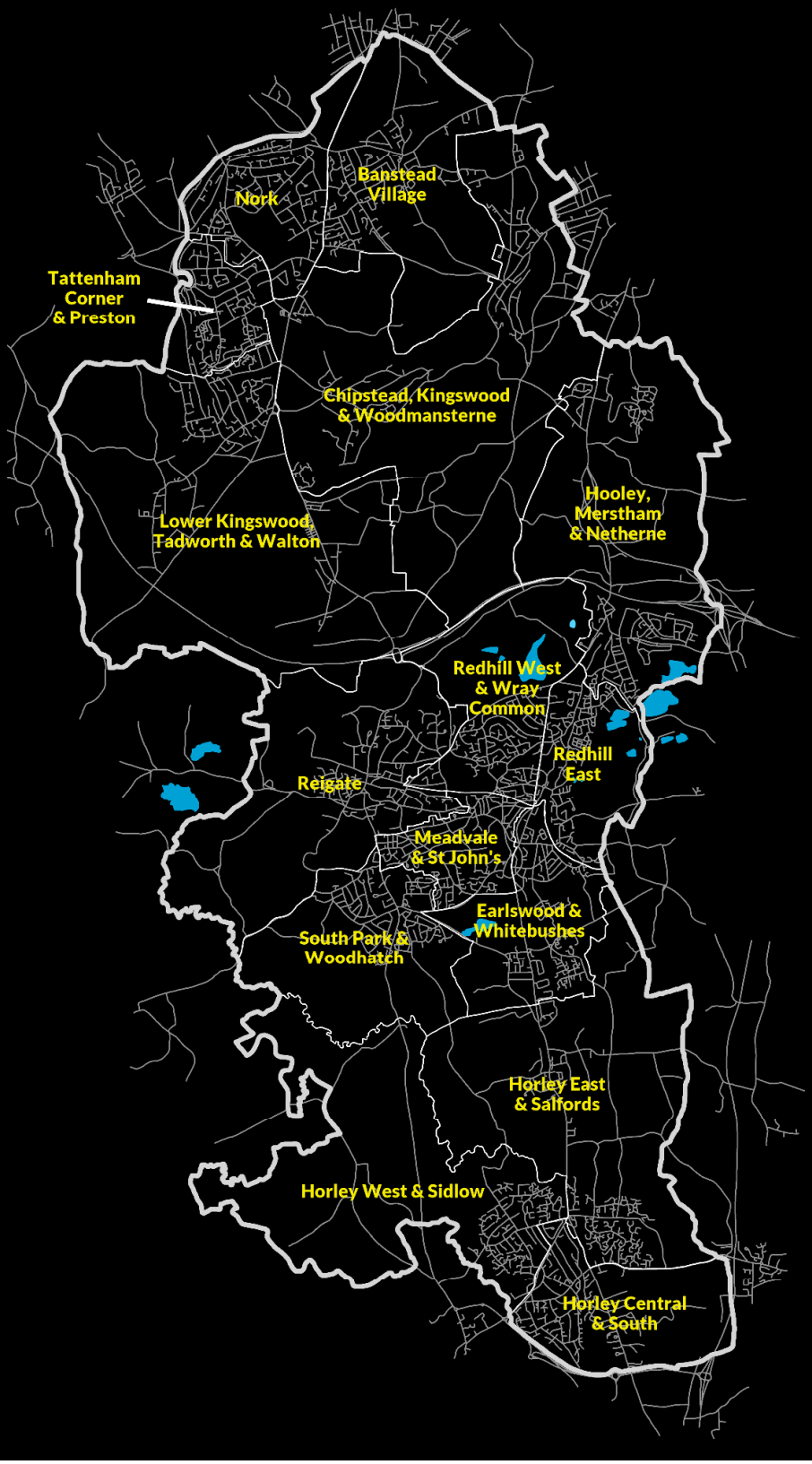



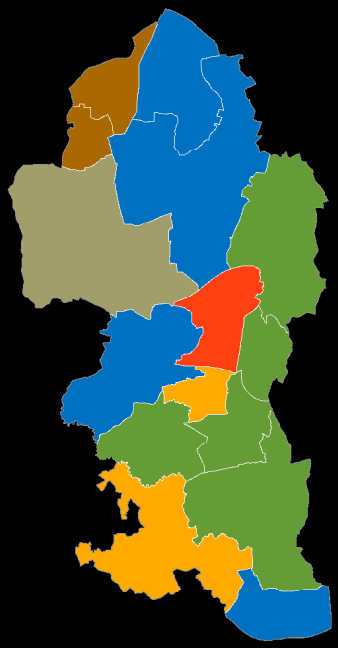

Electoral history of Reigate and Banstead

	seats	%votes	seats	%votes	seats	%votes	seats	%votes	Total	Majority
2024	18	31.3	2	17.0	4	14.7	21	36.9	15	
2023	24	37.8	1	16.9	3	14.4	17	30.9	15	3
2022	27	36.6	0	17.7	3	10.7	15	35.0	15	9
2021	28	46.0	0	17.5	3	10.8	14	25.6	15	11
2019	29	33.1	0	13.3	3	14.0	13	39.7	45	13
2018	41	49.6	0	17.3	1	12.6	9	20.5	17	31
2016	40	42.6	0	14.5	2	8.1	10	34.9	17	28
2015	40	48.9	0	12.0	1	8.5	10	30.6	18	29
2014	37	40.4	0	9.3	2	8.6	12	41.7	17	23
2012	37	54.5	0	14.1	2	10.7	12	31.4	17	23
2011	38	48.2	0	12.8	3	15.3	10	23.7	17	25
2010	39	46.1	1	7.9	3	26.5	8	19.6	17	27
2008	39	52.2	1	9.3	3	13.1	8	25.4	17	27
2007	42	49.0	1	7.3	2	20.4	6	23.3	17	33
2006	39	42.9	2	9.2	4	23.8	6	14.1	18	27
2004	37	47.5	3	11.7	5	23.8	6	17.1	17	24
2003	33	46.2	5	17.1	7	22.3	6	14.4	17	15
2002	33	48.9	6	19.4	6	20.3	6	11.4	17	15
2000	33	49.3	8	22.3	4	18.9	6	9.4	51	15
1999	22	46.3	13	23.6	8	21.4	6	8.7	17	
1998	19	43.2	13	24.2	11	22.1	6	10.5	17	
1996	15	32.0	14	32.2	14	28.8	6	7.1	16	
1995	18	30.7	12	32.6	14	28.4	5	8.2	17	
1994	22	33.5	11	19.6	12	37.8	4	9.0	16	
1992	24	47.6	11	12.9	10	27.6	4	11.9	17	
1991	24	43.0	12	20.2	8	27.8	5	9.0	17	
1990	27	34.3	11	26.8	6	26.4	5	12.5	16	5
1988	32	47.0	10	21.7	3	19.7	4	11.7	16	15
1987	32	51.3	10	14.0	6	30.2	1	4.5	17	15
1986	33	43.0	10	18.0	5	28.9	1	10.0	16	17
1984	38	46.5	10	18.7	1	25.9	0	8.8	16	27
1983	38	56.4	11	14.7	0	25.4	0	3.5	17	27
1982	38	51.5	11	15.9	0	30.6	0	2.1	16	27
1980	37	54.3	12	31.1	0	7.3	0	7.3	16	25
1979	37	75.7	11	23.7	0	12.5	1	7.8	49	25
1976	45	52.2	13	28.5	2	15.1	0	4.2	60	30
1973	31	48.8	15	32.7	4	12.5	0	6.0	50	12

Ward history of Reigate and Banstead

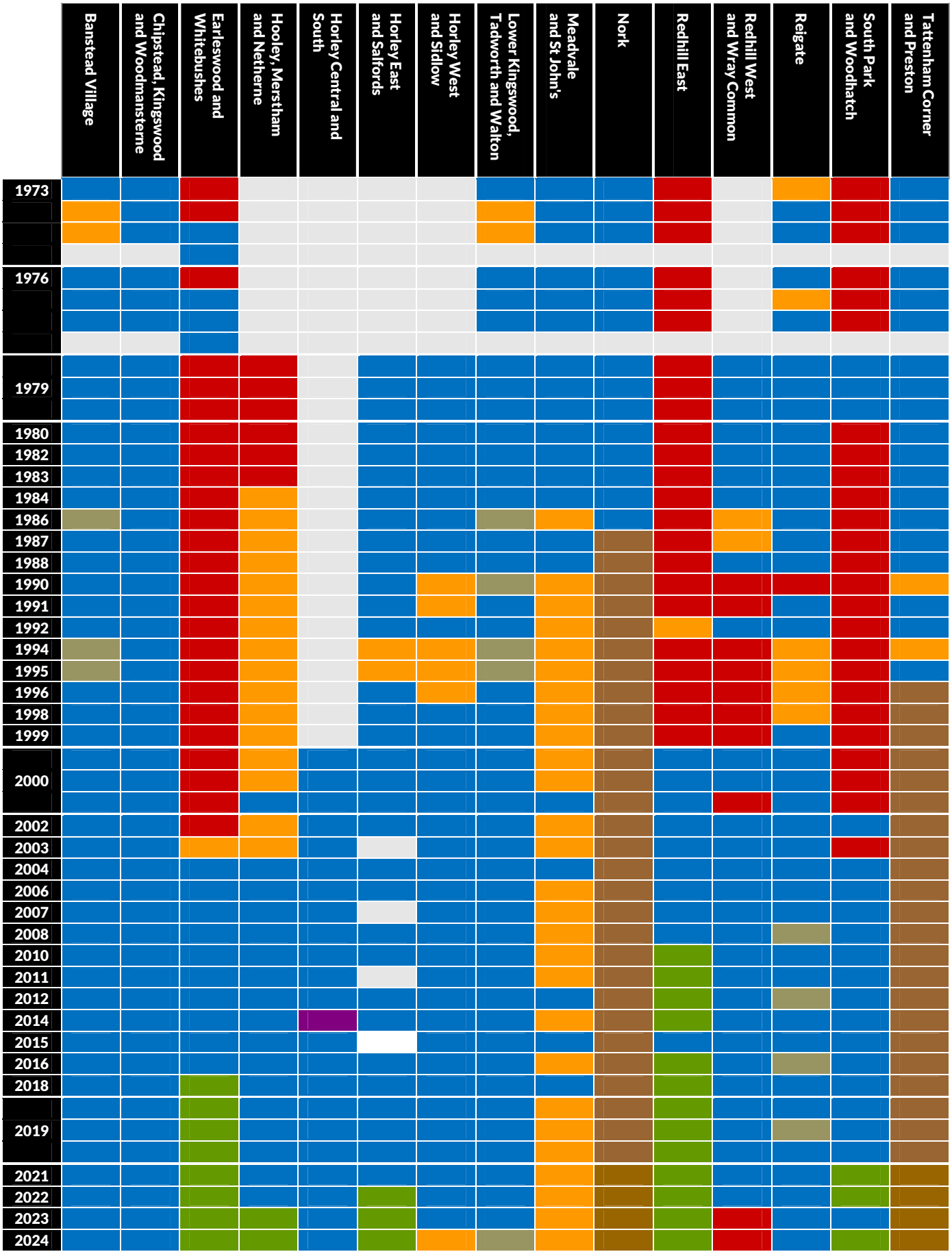

Banstead Village
Reigate

***Nadean C.Moses**	**Con**	**1,354**	**60.7**	**- 7.8**
Chris Salmen	Lab	417	18.7	+ 8.7
Anthony D. Anderson	LD	231	10.3	+ 1.3
Chris Hanson-Graville	Grn	230	10.3	- 1.9

Chipstead, Kingswood and Woodmansterne
Reigate

Shelly A. Newton	**Con**	**1,671**	**65.0**	**- 7.2**
Tony Robinson	Lab	333	13.0	+ 0.6
Mark D. Johnston	LD	320	12.5	
Christian Oster	Grn	245	9.5	- 5.9

Earlswood and Whitebushes
Reigate

Gillian D. Vischer	**Grn**	**1,429**	**60.4**	**+ 6.7**
Trevor Nugent	Con	417	17.6	- 14.7
Alistair E. Wells	Lab	345	14.6	+ 0.6
Lexi Lawrence	LD	176	7.4	

Hooley, Merstham and Netherne
GAIN

East Surrey

Joel Gabriel	**Grn**	**1,011**	**38.4**	**+21.3**
*Frank Kelly	Con	635	24.1	- 19.9
Catherine Barrett	Lab	533	20.2	- 2.9
Chris Scott	Ref	284	10.8	
Stuart N. Holmes	LD	173	6.6	- 9.2

Horley Central and South
Dorking and Horley

Giorgio Buttironi	**Con**	**781**	**33.3**	**- 22.3**
Steel J. Horton	Grn	595	25.4	+ 9.3
Lynnette Easterbrook	Lab	517	22.1	- 4.2
Sam Mearing	LD	450	19.2	

Horley East and Salfords
GAIN

Dorking and Horley

Neha Boghani	**Grn**	**1,090**	**42.9**	**+ 9.8**
Taylor D.S. O'Driscoll	Con	867	34.1	- 11.8
Ryan T. Ramsey	Lab	311	12.2	- 8.3
Peter J.B. Newton	LD	272	10.7	

Horley West and Sidlow
GAIN

Dorking and Horley

Steve Wotton	**LD**	**1,083**	**40.2**	**+26.1**
Sujata Das	Con	749	27.8	- 31.0
Tom Turner	Lab	690	25.6	- 1.5
Neville Kemp	Grn	174	6.5	

Lower Kingswood, Tadworth and Walton
GAIN

Reigate

***Zelanie S. Cooper**		**1,135**	**39.9**	
Tim Peniston-Bird	Con	1,038	36.5	- 31.3
Faye C. Llewellyn	Lab	249	8.8	- 0.3
Alistair Morten	Grn	220	7.7	- 2.6
Gregory A.E. Ardan	LD	202	7.1	- 5.6

Meadvale and St John's
Reigate

***Martin E.K.Elbourne**	**LD**	**970**	**36.6**	**- 6.4**
Jonathan F. White	Con	765	28.9	- 9.7
Natasha M. Hobbs	Grn	481	18.2	
Rosie Norgrove	Lab	431	16.3	- 0.2

Nork
Reigate

***Peter Harp**	**Res**	**1,591**	**65.4**	**- 4.0**
Pamela M. Freeman	Con	453	18.6	- 2.7
Geoffrey F. Woodhead	Lab	200	8.2	+ 2.6
Flip Bakker	Grn	120	4.9	
Isobel L. Squire	LD	69	2.8	- 0.9

Redhill East
Reigate

***Sue Sinden**	**Grn**	**1,439**	**62.8**	**- 2.0**
Elliott J. Wragg	Lab	370	16.2	+ 4.6
Joan O. Odiachi	Con	367	16.0	- 7.6
Moray W.M. Carey	LD	115	5.0	

Redhill West and Wray Common
GAIN

Reigate

Jenny Orchard	**Lab**	**1,067**	**41.1**	**+21.9**
Mark J. Mendoza	Con	808	31.1	- 11.5
Felix P. Kennedy	Grn	449	17.3	- 2.4
Gemma M. Roulston	LD	271	10.4	- 8.1

Reigate
Reigate

***Michael S. Blacker**	**Con**	**1,090**	**36.1**	**- 13.1**
Jemma L. De Vincenzo	LD	1,007	33.3	+ 12.3
Toby Risk	Grn	668	22.1	+ 1.8
Mark R. Scott	Lab	258	8.5	- 1.0

South Park and Woodhatch
Reigate

***Paul H. Chandler**	**Grn**	**1,185**	**50.6**	**- 1.7**
Christian Stevens	Con	486	20.8	- 15.4
Liam Castles	Lab	414	17.7	+ 6.2
Joseph B. Fox	Ref	149	6.4	
Robin T. Lawrence	LD	107	4.6	

Tattenham Corner and Preston
Reigate

Tim Snuggs	**Res**	**1,378**	**60.4**	**+ 3.0**
Adrian C. Freeman	Con	357	15.6	- 7.9
Rex W. Giles	Lab	315	13.8	+ 2.3
Graham J. Burr	LD	126	5.5	+ 2.2
Robert E. Pye	Grn	107	4.7	+ 0.3

Tattenham Corner and Preston by-election

Barry Nash	**Res**	**1,318**	**70.2**
Ian Thirlwall	Lab	226	12.0
Rajan Mathew	Con	225	12.0
Mike Robinson	LD	108	5.8

Summary of results: Reigate and Banstead

	Year	Elec	%Poll	Con	Lab	LD	Grn	Res	Ind	Other
Banstead Village	2024	6,700	33.7	60.7	18.7	10.3	10.3			
	2023	6,673	32.6	62.4	15.6	12.7	9.3			
	2022	6,722	36.6	45.0	9.9	8.5	6.5		30.1	
	2021	6,743	37.7	68.5	10.0	9.3	12.2			
Chipstead, Kingswood & Woodmansterne	2024	7,332	35.3	65.0	13.0	12.5	9.5			
	2023	7,313	32.3	62.8	12.2	12.0	13.1			
	2022	7,405	34.2	62.1	16.9		21.1			
	2021	7,546	38.7	72.2	12.4		15.4			
Earlswood and Whitebushes	2024	7,053	33.8	17.6	14.6	7.4	60.4			
	2023	7,037	33.2	21.8	14.5	5.3	58.4			
	2022	7,100	34.6	20.3	14.4		65.3			
	2021	7,170	38.3	32.3	14.0		53.7			
Hooley, Merstham and Netherne	2024	8,094	32.7	24.1	20.2	6.6	38.4			10.8
	2023	8,018	31.3	28.9	23.1	10.6	37.4			
	2022	7,968	34.5	35.1	26.9	12.6	25.4			
	2021	8,056	35.2	44.0	23.1	15.8	17.1			
Horley Central and South	2024	7,433	31.8	33.3	22.1	19.2	25.4			
	2023	7,305	29.0	39.9	26.6	12.6	12.7			
	2022	7,389	31.1	48.1	29.9		14.1			7.9
	2021	7,459	32.3	57.6	26.3		16.1			
Horley East and Salfords	2024	7,068	36.2	34.1	12.2	10.7	42.9			
	2023	7,024	34.7	35.3	13.8	8.7	42.1			
	2022	7,150	35.4	40.7	17.6		41.7			
	2021	7,234	36.1	46.3	20.5		33.1			
Horley West and Sidlow	2024	8,412	32.3	27.8	25.6	40.2	6.5			
	2023	8,080	29.3	40.0	33.2	16.7	10.1			
	2022	7,739	29.1	48.2	35.7	16.1				
	2021	7,531	30.3	58.8	27.1	14.1				
Lower Kingswood, Tadworth and Walton	2024	7,765	36.8	36.5	8.8	7.1	7.7	39.9		
	2023	7,692	33.8	62.6	17.5	19.9				
	2022	7,820	35.4	62.5	16.3		21.2			
	2021	7,895	37.9	67.8	9.1	12.7	10.3			
Meadvale and St John's	2024	6,720	39.6	28.9	16.3	36.6	18.2			
	2023	6,606	40.8	27.5	10.6	45.0	16.9			
	2022	6,636	42.6	27.1	16.4	56.4				
	2021	6,768	42.2	38.6	16.5	43.0				1.9
Nork	2024	7,164	34.0	18.6	8.2	2.8	4.9		65.4	
	2023	7,132	33.3	26.0	8.1	3.2	5.9	56.8		
	2022	7,210	34.9	22.8	8.8		7.6	60.7		
	2021	7,306	37.9	21.3	5.6	3.7		69.4		
Redhill East	2024	6,509	35.6	16.0	16.2	5.0	62.8			
	2023	6,273	33.9	14.3	10.2	4.4	71.0			
	2022	6,174	35.9	17.5	11.7	6.7	64.1			
	2021	6,105	38.6	23.6	11.6		64.8			
Redhill West and Wray Common	2024	7,184	36.4	31.1	41.1	10.4	17.3			
	2023	7,104	35.3	34.6	35.8	14.5	15.1			
	2022	7,191	36.6	33.3	27.4	20.2	19.1			
	2021	7,233	37.4	42.6	19.2	18.5	19.7			
Reigate	2024	7,487	40.8	36.1	8.5	33.3	22.1			
	2023	7,337	39.1	44.2	10.0	30.1	15.6			
	2022	7,333	41.7	34.8	8.1	23.9	15.5		17.7	
	2021	7,411	43.5	49.2	9.5	21.0	20.3			
South Park and Woodhatch	2024	6,441	36.4	20.8	17.7	4.6	50.6			6.4
	2023	6,370	37.4	46.1	9.1	5.1	39.7			
	2022	6,420	35.3	26.2	13.1		56.7			4.0
	2021	6,439	39.2	36.2	11.5		52.3			
Tattenham Corner and Preston	2024	7,330	30.2	15.6	13.8	5.5	4.7		60.4	
	2023	7,302	26.8	14.9	14.5	3.6	3.5	63.4		
	2022	7,201	28.9	19.9	14.7		5.5	60.0		
	2021	7,212	29.6	23.5	11.5	3.3	4.4	57.4		

Rochdale

3	9	14	44	1	3	0	0	0	2	2	2
◆		▼1		◆		◆		▼1		▲2	

Labour retain control - majority: 28 seats

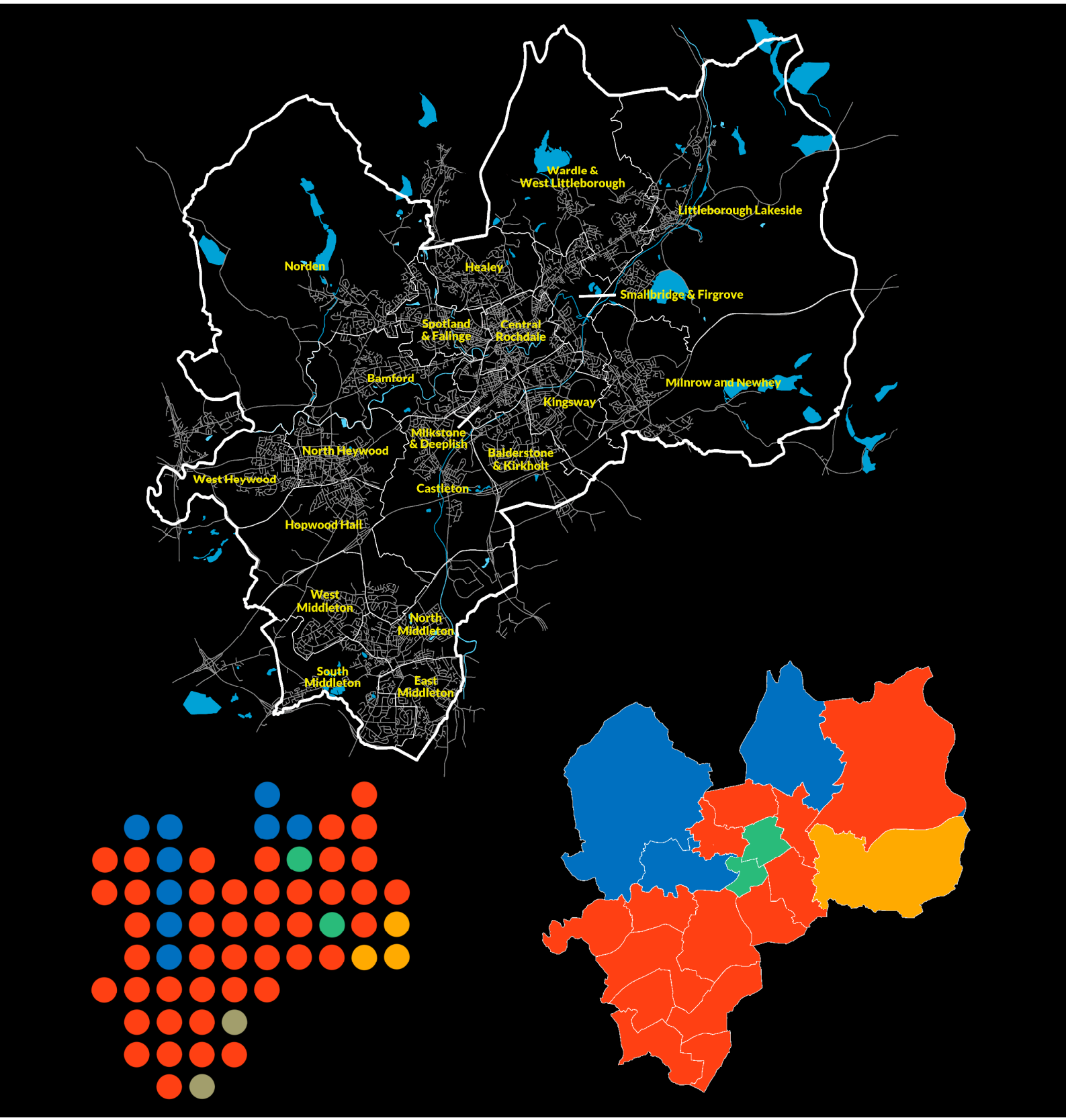

Electoral history of Rochdale

	seats	%votes	seats	%votes	seats	%votes	seats	%votes	Total	Majority	
2024	9	18.5	44	42.1	3	11.8	4	27.6	20	28	●
2023	9	23.0	45	53.2	3	11.9	3	11.9	20	30	●
2022	10	23.5	42	45.9	3	17.6	5	13.0	60	24	●
2021	9	31.5	48	49.4	3	12.3	0	6.7	20	36	●
2019	9	21.3	48	49.4	3	10.8	0	18.5	20	36	●
2018	10	27.0	47	52.1	3	13.0	0	7.9	20	34	●
2016	10	19.3	47	51.9	3	8.4	0	20.3	20	34	●
2015	10	19.6	47	43.0	2	7.5	1	30.0	20	34	●
2014	11	21.0	48	47.5	1	12.0	0	19.8	20	36	●
2012	13	26.6	42	53.3	5	15.4	0	4.7	20	24	●
2011	14	26.1	29	50.8	13	17.4	4	5.7	20		
2010	11	25.9	22	36.9	26	31.6	1	5.6	20		
2008	8	30.5	19	31.3	33	36.1	0	2.0	20	6	●
2007	8	25.3	20	35.7	32	38.5	0	0.5	20	4	●
2006	10	25.1	20	31.7	30	41.7	0	1.5	20		
2004	11	28.9	24	30.6	25	38.4	0	2.1	60		
2003	8	25.6	30	37.8	22	36.1	0	0.5	20		
2002	8	22.7	31	44.0	21	30.2	0	3.1	20	2	●
2000	8	25.5	31	38.3	21	33.6	0	2.6	20	2	●
1999	6	18.2	35	42.7	19	38.7	0	0.5	20	10	●
1998	6	20.7	36	46.0	18	32.4	0	0.8	20	12	●
1996	6	16.7	36	47.3	18	34.2	0	1.8	20	12	●
1995	11	14.4	26	51.5	22	33.4	0	0.8	20		
1994	14	21.2	23	45.4	22	32.5	1	0.8	20		
1992	16	31.4	23	26.8	20	40.3	1	1.6	20		
1991	12	29.9	33	40.1	15	28.6	0	2.1	20	6	●
1990	11	24.3	36	49.0	13	22.8	0	4.0	20	12	●
1988	11	27.4	36	47.2	13	23.0	0	2.3	20	12	●
1987	12	26.7	35	40.2	12	33.1	1	0.0	20	10	●
1986	14	19.4	34	50.0	12	30.7	0	0.0	20	8	●
1984	17	26.0	28	48.0	15	25.8	0	0.3	20		
1983	17	25.5	27	41.8	16	31.5	0	1.2	20		
1982	15	29.4	30	35.2	14	35.4	1	0.0	20		
1980	18	31.5	35	53.6	7	13.4	0	1.5	20	10	●
1979	27	39.0	25	44.5	8	15.0	0	1.4	20		
1978	35	43.4	16	39.9	9	14.6	0	2.1	20	10	●
1976	31	45.5	19	35.9	10	15.9	0	2.7	20	2	●
1975	22	42.5	28	32.4	10	20.0	0	5.1	20		
1973	14	30.3	37	38.6	9	27.2	0	3.9	60	14	●

Ward history of Rochdale

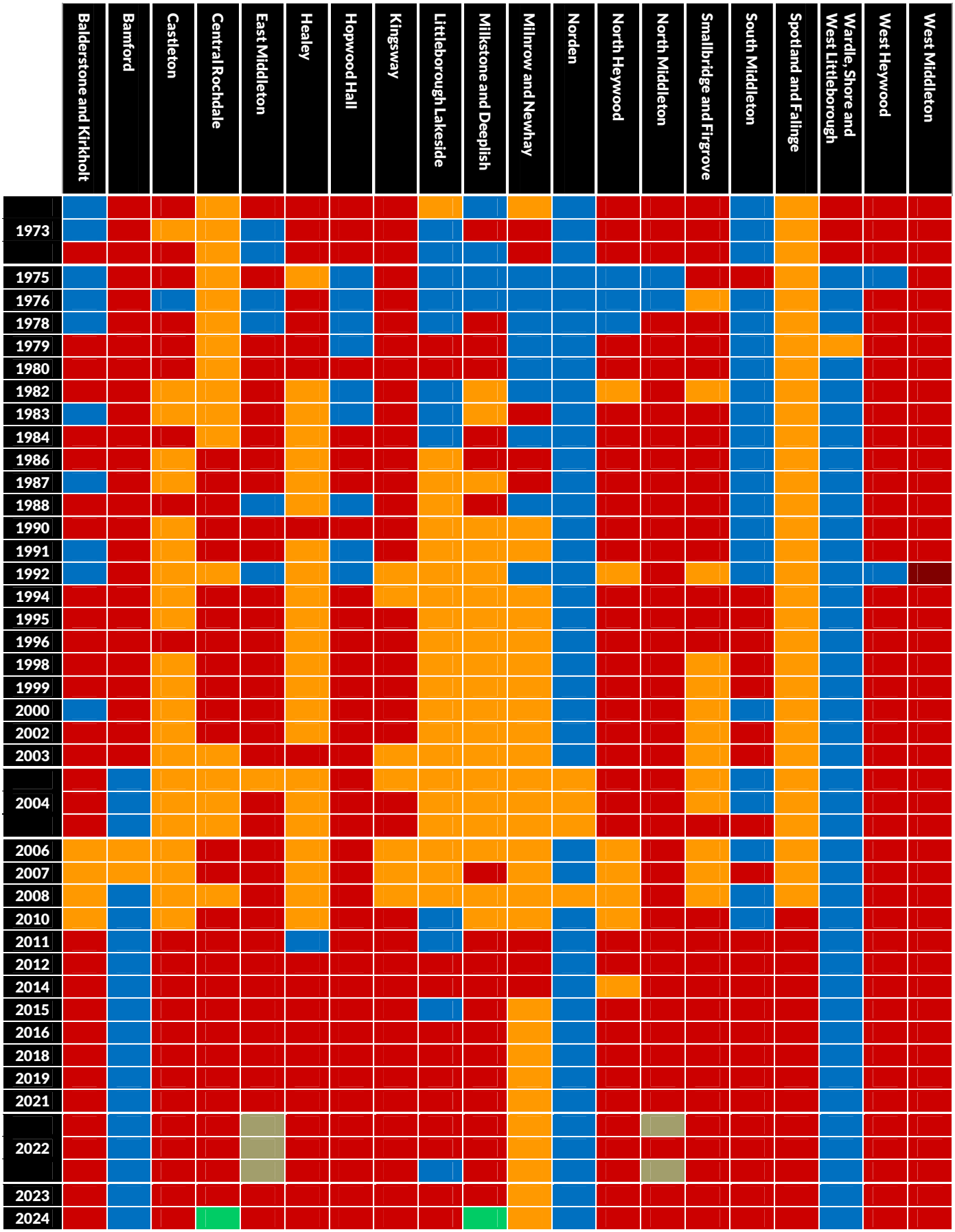

Ward boundaries in Rochdale were changed in 2022 resulting in all-out elections that year. As a result, vote share changes are with 2022, not 2021, for this council

Balderstone and Kirkholt
Rochdale

***Daniel J. Meredith**	**Lab**	**1,086**	**52.9**	**+ 4.9**
William L. Howarth	WP	395	19.3	
Leonard K. Branton	Con	298	14.5	- 5.6
Mick Coats	Grn	150	7.3	- 6.0
John Swarbrick	LD	122	5.9	- 6.9

Bamford
Heywood and Middleton North

Philip M. Beal	**Con**	**1,394**	**42.1**	**- 6.2**
Lewis C. Woodall	Lab	850	25.6	- 6.2
Jamil Akhtar	WP	794	24.0	
Peter Corby	Grn	182	5.5	- 3.8
Zarah Kauser	LD	95	2.9	- 7.7

Castleton
Heywood and Middleton North

***Aisling-Blaise Gallagher**	**Lab**	**899**	**34.8**	**- 22.3**
David Jones	Ind	569	22.0	
Malcolm T. Bywater	Con	413	16.0	- 12.7
Thomas K. Byrne	WP	391	15.1	
Jonathan E. Kershaw	Grn	183	7.1	
Sharon Harrison	LD	132	5.1	- 9.1

Central Rochdale
GAIN
Rochdale

Farooq Ahmed	**WP**	**2,016**	**53.0**	
*Ali Ahmed	Lab	1,541	40.5	- 21.0
Naveed Akhtar	LD	144	5.1	- 29.3
Shajan Ali	Con	106	2.8	- 1.3

East Middleton
GAIN
97% Blackley & Middleton South
3%Heywood & Middleton North

***Dylan J. Williams**	**Lab**	**1,974**	**67.9**	**+24.4**
Bernard P. Wynne	Ind	709	24.4	- 22.2
Gillian L. Jackson	Con	183	6.3	
Barrie Nicholson	LD	40	1.4	

Healey
Rochdale

***Shah Wazir**	**Lab**	**1,086**	**37.7**	**- 14.6**
Paul S. Ellison	Con	618	21.5	- 10.8
Amy Nazir	WP	591	20.5	
Andy Lord	LD	487	16.9	+ 1.5
Anja Jungmayr	Grn	96	3.3	

Hopwood Hall
Heywood and Middleton North

***Carol E. Wardle**	**Lab**	**1,220**	**50.1**	**- 2.3**
Steve Potter	Ref	380	15.6	
Claudius Chonzi	Con	346	14.2	- 15.6
Caitlin V. O'Mara	Ind	302	12.4	
Iain Donaldson	LD	189	7.8	

Kingsway
Rochdale

***Daalat Ali**	**Lab**	**1,197**	**41.6**	**- 14.8**
Haroon N. Khan	WP	811	28.2	
Saghir Ahmed	LD	323	11.2	+ 1.9
Lynn Butterworth	Con	297	10.3	- 12.5
Mark Hollinrake	Grn	247	8.6	- 3.0

Littleborough Lakeside
Rochdale

***Tom Besford**	**Lab**	**1,436**	**54.9**	**+17.1**
Ian S. Jackson	Con	946	36.1	+ 1.8
Hannah G. Macguire	Grn	182	7.0	- 7.0
Safina Kauser	LD	36	1.4	- 12.6
Uzair Mehmood	WP	17	0.6	

Milkstone and Deeplish
GAIN
Rochdale

Minaam Eliahi	**WP**	**1,812**	**62.4**	
*Shahid Mohammed	Lab	713	24.5	- 31.3
Rifat Mahmood	LD	152	5.2	- 34.4
Philip E. Starr	Con	118	4.1	- 0.5
Feruz Ali	Grn	111	3.8	

Milnrow and Newhey
Rochdale

***Andy Kelly**	**LD**	**1,684**	**55.5**	**- 7.0**
Avis K. Gilmore	Lab	936	30.9	+10.0
Aiden J. Forshaw	Con	233	7.7	- 8.9
Stephen A. Sharp	Grn	116	3.8	
Jordan Rashida	WP	64	2.1	

Norden
Heywood and Middleton North

***Peter N. Winkler**	**Con**	**1,448**	**48.5**	**- 6.8**
Sue Moore-Holmes	Lab	968	32.4	+ 4.8
Stephanie Robertson	LD	233	7.8	- 9.3
Sarah L. Croke	Grn	188	6.3	
Sana Aziz	WP	147	4.9	

North Heywood
Heywood and Middleton North

Paul J. O'Neill	**Lab**	**1,009**	**53.2**	**- 25.0**
Mike Howard	Ref	408	21.5	
Jordan Tarrant-Short	Con	305	16.1	+ 2.3
Jennifer Kelly	LD	109	5.7	
Saliah Begum	WP	66	3.5	

North Middleton
Heywood and Middleton North

Kathryn M. Bromfield	**Lab**	**1,294**	**48.3**	**+11.7**
Kelly R. O'Mara	Ind	1,163	43.4	+ 4.0
Aaron Slack	Con	177	6.6	- 7.2
Chariss Peacock	LD	46	1.7	

Smallbridge and Firgrove
Rochdale

***John Blundell**	**Lab**	**1,094**	**48.0**	**- 3.2**
Zulfiqar Ali	LD	820	36.0	+ 5.9
Eileen Taylor	Con	365	16.0	- 2.6

South Middleton
95% Blacklet and Middleton South
5% Heywood and Middleton North

***June West**	**Lab**	**1,571**	**51.0**	**+ 6.1**
Lee Wolf	Ind	1,030	33.4	- 0.7
Tracy A. Furnell	Con	389	12.6	- 8.4
Tony Hughes	LD	91	3.0	

Spotland and Falinge
97% Heywood and Middleton North, 3% Rochdale

***Faisal Rana**	**Lab**	**1,297**	**42.6**	**- 5.0**
Rabina Asghar	LD	849	27.9	+ 5.8
Carl Faulkner	Ind	693	22.7	+11.2
Ann M. Conway	Con	208	6.8	- 3.2

Wardle, Shore and West Littleborough
Rochdale

Adam S. Branton	**Con**	**1,515**	**60.3**	**+ 1.7**
Farhat Kazmi	Lab	442	17.6	- 2.5
Kim Ho	LD	317	12.6	+ 2.7
Martyn D. Savin	Grn	190	7.6	- 3.8
Ali Shahid	WP	49	1.9	

West Heywood
Heywood and Middleton North

Peter Johnson	**Lab**	**1,080**	**53.0**	**- 10.2**
Stephen Spencer-Jones	Con	490	24.0	- 12.8
Tom Shaw	LD	387	19.0	
Umar Malik	WP	81	4.0	

West Middleton
Heywood and Middleton North

***Susan Smith**	**Lab**	**1,024**	**50.3**	**- 1.0**
Janene L. Walker	Ind	767	37.7	+ 4.7
Matt Roughsedge	Con	154	7.6	- 3.8
Nikki Edwards	LD	89	4.4	+ 0.1

Summary of results: Rochdale

	Year	Elec	%Poll	Con	Lab	LD	Grn	Ind	Other
Balderstone and Kirkholt	2024	8,277	25.0	14.5	52.9	5.9	7.3		19.3
	2023	8,032	24.1	23.4	58.4		9.6	8.5	
	2022	7,926	27.2	20.1	48.0	12.8	13.3		5.8
	2021	8,211	30.1	28.9	60.0		7.6		3.6
Bamford	2024	8,176	40.9	42.1	25.6	2.9	5.5		24.0
	2023	8,152	36.2	53.8	35.2	11.0			
	2022	8,054	40.6	48.3	31.8	10.6	9.3		
	2021	7,840	41.4	56.0	30.6	6.5	6.9		
Castleton	2024	7,847	33.2	16.0	34.8	5.1	7.1	22.0	15.1
	2023	7,739	29.1	21.1	39.4	10.1	9.5	19.8	
	2022	7,744	31.8	28.7	57.1	14.2			
	2021	7,936	34.6	30.9	55.6	7.3	6.2		
Central Rochdale	2024	9,099	42.4	2.8	40.5	3.8		53.0	
	2023	8,872	38.9	9.5	72.9	17.6			
	2022	8,782	48.3	4.1	61.5	34.4			
	2021	7,653	42.9	6.7	84.6	5.1	3.6		
East Middleton	2024	8,468	34.4	6.3	67.9	1.4		24.4	
	2023	8,379	30.8	11.2	61.7			27.1	
	2022	8,423	32.9		43.5		9.9	46.6	
	2021	8,081	31.0	31.2	58.3	7.6			2.9
Healey	2024	7,904	36.7	21.5	37.7	16.9	3.3	20.5	
	2023	7,836	33.3	22.6	68.9	8.5			
	2022	7,930	38.1	32.3	52.3	15.4			
	2021	8,055	37.7	31.3	54.7	8.5	5.5		
Hopwood Hall	2024	8,592	28.7	14.2	50.1	7.8		12.4	15.6
	2023	8,498	25.8	18.7	64.9	4.6		11.8	
	2022	8,475	30.6	29.4	52.4			18.3	
	2021	8,620	28.8	37.3	48.7	3.7		10.3	
Kingsway	2024	8,346	34.8	10.3	41.6	11.2	8.6		28.2
	2023	8,206	29.6	16.0	68.6	8.3	7.1		
	2022	8,139	34.1	22.8	56.4	9.3	11.6		
	2021	9,327	33.7	14.8	71.9	6.8	6.5		
Littleborough Lakeside	2024	7,342	36.0	36.1	54.9	1.4	7.0		0.6
	2023	7,344	34.3	43.8	44.1	2.6	9.6		
	2022	7,320	38.7	34.3	37.8	14.0	14.0		
	2021	7,977	37.5	33.7	37.0	29.2			
Milkstone and Deeplish	2024	7,778	37.6	4.1	24.5	5.2	3.8		62.4
	2023	7,622	31.5	6.2	80.0	9.8	4.0		
	2022	7,627	42.2	4.6	55.8	39.6			
	2021	8,169	39.0	12.8	63.5	20.0	3.7		
Milnrow and Newhey	2024	8,452	36.1	7.7	30.9	55.5	3.8		2.1
	2023	8,444	32.8	12.7	34.0	47.2	6.1		
	2022	8,456	36.0	16.6	20.9	62.5			
	2021	7,973	37.2	16.9	27.2	55.9			
Norden	2024	8,050	37.3	48.5	32.4	7.8	6.3		4.9
	2023	8,060	29.5	53.9	23.5	14.1	8.4		
	2022	8,073	38.1	55.3	27.6	17.1			
	2021	7,811	40.6	66.5	15.0	10.7	7.8		

	Year	Elec	%Poll	Con	Lab	LD	Grn	Ind	Other
North Heywood	2024	7,942	24.1	16.1	53.2	5.7			25.0
	2023	7,954	20.6	21.4	78.6				
	2022	7,970	22.2		78.2	21.8			
	2021	8,039	26.8	30.5	53.6	4.8		7.7	3.4
North Middleton	2024	8,987	29.9	6.6	48.3	1.7		43.4	
	2023	8,954	27.7	9.2	50.0			40.8	
	2022	8,954	30.6	13.8	36.6			39.4	
	2021	7,725	29.3	31.5	58.1	4.1	6.3		
Smallbridge and Firgrove	2024	8,516	27.4	16.0	48.0	36.0			
	2023	8,333	27.1	13.1	51.2	26.9			8.8
	2022	8,404	31.3	18.6	51.2	30.1			
	2021	8,246	32.0	19.7	55.0	19.2	6.1		
South Middleton	2024	8,726	35.6	12.6	51.0	3.0		33.4	
	2023	8,730	33.9	16.5	51.8			31.8	
	2022	8,683	38.8	21.0	44.9			34.1	
	2021	7,855	39.0	33.7	54.3	3.9	8.1		
Spotland and Falinge	2024	8,585	35.7	6.8	42.6	27.9		22.7	
	2023	8,642	34.9	6.6	49.3	38.1	6.0		
	2022	8,796	39.2	10.0	47.6	22.1	8.8	11.5	
	2021	8,467	38.3	19.2	39.5	31.8	9.5		
Wardle, Shore and West Littleborough	2024	8,276	30.7	60.3	17.6	12.6	7.6		1.9
	2023	8,177	31.0	59.6	27.3	5.8	7.4		
Wardle and West Littleborough	2022	8,150	34.3	58.6	20.1	9.9	11.4		
	2021	8,142	37.3	69.9	19.8	3.4	6.8		
West Heywood	2024	8,709	23.7	24.0	53.0	19.0			4.0
	2023	8,699	22.6	27.7	60.4	11.8			
	2022	8,734	23.6	36.8	63.2				
	2021	9,015	27.9	28.6	46.2		5.1	20.1	
West Middleton	2024	7,475	27.4	7.6	50.3	4.4		37.7	
	2023	7,164	25.7	8.5	60.9	4.9		25.6	
	2022	6,978	26.4	11.4	51.3	4.3		33.0	
	2021	9,631	25.5	28.7	63.9	7.4			

Rochford

3 ▼9	10	0 ◆	0	4 ▲3	11	0 ▼1	0	4 ▲8	10	2 ▼1	8

Council remains under no overall control

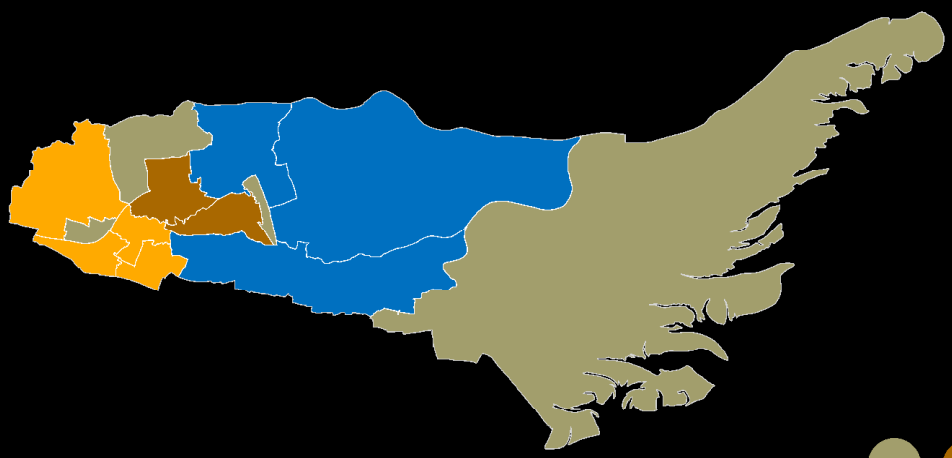



Electoral history of Rochford

	seats	%votes	seats	%votes	seats	%votes	seats	%votes	Total	Majority
2024	10	30.7	0	16.0	11	18.1	18	35.2	13	
2023	19	32.8	0	14.8	8	25.7	12	26.7	13	
2022	21	38.4	0	14.6	5	17.7	13	29.3	13	3 ●
2021	27	41.5	0	11.2	3	12.5	9	34.8	13	15 ●
2019	26	38.2	0	11.3	3	13.1	10	37.4	13	13 ●
2018	24	47.5	0	13.0	3	11.8	12	27.7	13	10 ●
2016	21	33.5	0	16.6	4	10.0	14	39.9	39	4 ●
2015	29	43.0	1	9.6	2	3.7	7	43.7	13	19 ●
2014	26	38.5	1	13.5	3	7.4	9	40.6	13	13 ●
2012	31	54.5	0	22.9	4	3.3	4	19.4	13	23 ●
2011	32	50.5	0	0.0	4	16.3	3	19.9	13	25 ●
2010	32	53.2	0	9.5	5	15.4	2	21.9	13	25 ●
2008	33	61.0	0	7.8	5	10.8	1	20.3	14	27 ●
2007	32	49.2	0	11.3	5	22.8	2	16.8	13	25 ●
2006	34	55.3	0	15.8	4	17.8	1	11.1	13	29 ●
2004	32	60.9	1	18.0	4	9.6	2	11.5	14	25 ●
2003	30	48.3	3	22.2	4	19.9	2	9.6	13	21 ●
2002	28	46.7	4	21.1	4	20.7	3	11.5	39	17 ●
2000	19	49.2	9	16.2	9	29.5	3	5.2	13	
1999	11	41.4	12	22.4	13	31.0	4	5.2	13	
1998	6	36.4	12	26.9	18	30.9	4	5.8	14	
1996	2	26.8	11	28.3	23	34.0	4	10.9	13	6 ●
1995	7	25.4	8	28.7	22	42.6	3	3.3	13	4 ●
1994	10	23.4	7	21.2	21	49.8	2	5.6	14	2 ●
1992	12	45.7	7	10.9	19	35.7	2	7.7	14	
1991	11	41.1	8	12.8	19	45.5	2	0.7	13	
1990	16	33.4	7	16.6	15	43.3	2	6.7	14	
1988	22	46.0	4	17.4	13	35.0	1	1.5	13	4 ●
1987	23	46.1	6	13.0	10	39.2	1	1.7	13	6 ●
1986	23	39.2	6	20.5	10	37.0	1	3.3	14	6 ●
1984	29	49.7	2	17.8	8	30.2	1	2.4	15	18 ●
1983	28	52.2	2	11.3	7	32.6	3	3.9	13	16 ●
1982	28	47.1	3	15.8	4	29.3	5	7.9	14	16 ●
1980	26	50.7	3	24.6	3	13.8	8	10.9	13	12 ●
1979	27	54.7	1	14.7	3	17.3	9	13.3	14	14 ●
1978	29	60.8	1	19.6	1	10.8	9	8.9	14	18 ●
1976	29	51.5	1	19.4	2	13.5	8	15.6	40	18 ●
1973	19	38.3	12	37.4	1	2.2	8	22.1	40	

Ward history of Rochford



Downhall and Rawreth
Rayleigh and Wickford

Jim Cripps	**LD**	**891**	**59.6**	**- 2.3**
Marie L. Langley	Con	385	25.7	- 3.6
James R. Hedges	Lab	220	14.7	+ 6.0

Foulness and The Wakerings
Southend East and Rochford

***Gary W. Myers**	**Ind**	**547**	**37.5**	
Rosalind H. Efde	Con	533	36.5	- 31.0
Lorraine Ridley	Lab	325	22.3	+ 1.8
Steve Tellis	LD	54	3.7	- 1.4

Hawkwell East
Rayleigh and Wickford

Michael J. Webb	**Ind**	**337**	**25.8**	
Toni L. Carter	Con	322	24.6	- 21.0
Joe Capon	Res	298	22.8	- 20.5
Keith Montgomery	Lab	181	13.8	+ 2.7
Rachel M. White	Grn	131	10.0	
Bella-Elena Armstrong	Her	38	2.9	

Hawkwell West
Rayleigh and Wickford

Ian C. Wilson	**Res**	**848**	**57.0**	**+ 7.1**
David P. Osborne	Con	401	27.0	- 15.5
Teddy A.G. Ryan	Lab	238	16.0	+ 8.5

Hockley
Rayleigh and Wickford

Phil Capon	**Res**	**680**	**40.1**	**- 4.3**
*Eileen P. Gadsdon	Con	484	28.6	- 17.2
Chris Taylor	Grn	315	18.6	
Ian J. Rooke	Lab	216	12.7	+ 2.9

Hockley and Ashingdon
Rayleigh and Wickford

***Roger P. Constable**	**Con**	**463**	**37.2**	**- 0.4**
Tracy J. Capon	Res	432	34.7	+ 6.7
Hollie E.L. Ridley	Lab	240	19.3	+11.6
John B. Waldron	Grn	110	8.8	

Hullbridge
Rayleigh and Wickford

***Michael Hoy**	**Ind**	**1,091**	**69.2**	
Kelly Moody	Con	299	19.0	- 6.3
David J.M. Lench	Lab	186	11.8	+ 1.7

Lodge
Rayleigh and Wickford

***Robert Milne**	**LD**	**857**	**57.3**	
Robin R. Dray	Con	639	42.7	- 1.7

Roche North and Rural
Southend East and Rochford

Phil Shaw	**Con**	**424**	**30.5**	**- 15.0**
Conner J. Agius	Lab	395	28.4	+12.2
Denise M. Crosbie		383	27.5	
John D. Gallivan	Grn	116	8.3	
Jennifer Johnson	LD	74	5.3	- 1.2

Roche South
Southend East and Rochford

Angelina D. Marriott	**Con**	**473**	**40.5**	**- 6.7**
Shona Hyde-Williams	Lab	471	40.3	+24.0
Debbie Taylor	LD	116	9.9	+ 4.4
Samantha N. Spiteri	Grn	109	9.3	

Sweyne Park and Grange
Rayleigh and Wickford

***Lisa J. Newport**	**Ind**	**820**	**59.1**	
Scott J. Peters	Con	351	25.3	- 16.8
Victoria M. Williams	Lab	217	15.6	+ 4.3

Trinity
Rayleigh and Wickford

Matt O'Leary	**LD**	**900**	**52.5**	**+ 8.5**
Simon P. Smith	Con	634	37.0	- 8.1
Steve Cooper	Lab	179	10.4	- 0.6

Wheatley
Rayleigh and Wickford

Mike Sutton	**LD**	**567**	**34.3**	**+ 7.7**
Jamie Burton	Ind	457	27.6	- 5.6
Chinu Kishore	Con	450	27.2	- 5.0
Billy Ridley	Lab	181	10.9	+ 2.9

Summary of results: Rochford

	Year	Elec	%Poll	Con	Lab	LD	Grn	Res	Ind	Other
Downhall and Raweth	2024	5,752	26.3	25.7	14.7	59.6				
	2023	5,552	27.9	19.2	8.2	68.0				4.6
	2022	5,281	27.7	24.2	8.9	66.9				
	2021	5,133	33.7	29.3	8.7	61.9				
Foulness and The Wakerings	2024	5,823	25.1	36.5	22.3	3.7			37.5	
	2023	5,753	23.2	55.4	31.9	12.7				
	2022	5,665	26.8	73.3	26.7					
	2021	5,561	28.3	67.5	20.5	5.1	7.0			
Hawkwell East	2024	4,738	27.7	24.6	13.8		10.0	22.8	25.8	2.9
	2023	4,713	30.3	30.7	15.0		15.0	36.1		3.3
	2022	4,794	30.0	38.5	19.8			41.6		
	2021	4,777	33.5	45.6	11.1			43.3		
Hawkwell West	2024	5,014	29.9	27.0	16.0			57.0		
	2023	4,995	32.2	27.0	10.4		8.4	54.3		
	2022	5,009	33.7	49.6	11.3			39.0		
	2021	5,117	35.4	42.5	7.5			49.9		
Hockley	2024	5,082	33.5	28.6	12.7		18.6	40.1		
	2023	5,076	30.6	24.9	15.1			60.0		
	2022	5,127	31.6	32.7	13.2			54.2		
	2021	5,161	36.3	45.8	9.8			44.4		
Hockley and Ashingdon	2024	5,159	24.3	37.2	19.3		8.8	34.7		
	2023	5,161	31.7	29.0	11.7	10.6	7.7	13.1	27.9	
	2022	5,204	32.3	37.7	9.9	18.9		17.1	16.5	
	2021	5,245	34.6	37.6	7.7	6.0		28.0	20.7	
Hullbridge	2024	5,790	27.5	19.0	11.8				69.2	
	2023	5,725	29.4	28.0	13.36				58.7	
	2022	5,631	33.4	31.7	14.2		54.1			
	2021	5,504	38.1	25.3	10.1			64.7		
Lodge	2024	5,156	29.4	42.7		57.3				
	2023	5,182	31.5	42.3	18.5				39.3	
	2022	5,214	33.1	40.3	12.3			47.4		
	2021	5,280	35.4	44.4	12.3			45.3		
Roche North and Rural	2024	5,073	27.6	30.5	28.4	5.3	8.3		27.5	
	2023	5,061	25.9	31.4	27.5	21.5	19.6			
	2022	5,087	27.7	44.6	22.3	33.1				
	2021	5,104	29.3	45.5	16.2	6.5		31.8		
Roche South	2024	4,847	24.6	40.5	40.3	9.9	9.3			
	2023	4,832	25.1	40.9	29.0	16.7	13.4			
	2022	4,825	26.3	43.7	24.3			32.0		
	2021	4,734	28.7	47.2	16.3	5.5		31.0		
Sweyne Park and Grange	2024	5,013	28.0	25.3	15.6				59.1	
	2023	4,980	29.2	27.1		72.9				
	2022	5,023	28.8	28.4	18.2			53.5		
	2021	5,054	32.8	42.1	11.3			46.6		
Trinity	2024	5,450	31.8	37.0	10.4	52.5				
	2023	5,478	36.3	35.3	6.6	58.1				
	2022	5,463	37.1	31.6	7.7	60.6				
	2021	5,466	40.4	45.1	11.0	44.0				
Wheatley	2024	5,047	32.9	27.2	10.9	34.3			27.6	
	2023	5,039	34.6	28.7	10.5	54.1				6.7
	2022	5,049	36.7	28.5	8.5	39.4			23.7	
	2021	5,082	38.5	32.2	8.0	26.6			33.2	

Rossendale boundary and council size changes

▼4	5	▼2	20	◆	0	▲2	3	◆	2	◆	0

Labour retain control - majority: 10 seats

Electoral history of Rossendale

	seats	%votes	seats	%votes	seats	%votes	seats	%votes	Total	Majority	
2024	5	30.5	20	42.6	0	0.0	5	27.0	30	10	●
2023	9	34.1	22	44.5	0	0.6	5	20.9	12	8	●
2022	11	37.1	19	40.7	0	0.0	6	22.2	12	2	●
2021	13	45.7	17	45.7	0	0.0	6	8.6	12		
2019	13	44.1	20	44.0	0	0.0	3	11.9	12	4	●
2018	14	47.2	21	48.4	0	0.0	1	4.4	14	6	●
2016	13	38.7	22	47.1	0	0.0	1	14.3	12	8	●
2015	15	37.1	19	36.5	0	2.0	2	24.5	12	2	●
2014	10	38.5	24	38.6	0	1.7	2	31.2	12	12	●
2012	9	35.6	24	46.8	1	7.9	2	9.6	12	12	●
2011	16	42.7	17	51.3	2	0.0	1	6.0	12		
2010	21	43.2	11	37.9	3	13.8	1	5.1	12	6	●
2008	21	45.0	11	30.6	3	14.4	1	10.1	12	6	●
2007	22	36.3	12	33.7	1	23.6	1	6.5	12	8	●
2006	25	45.0	10	36.7	0	10.6	1	7.8	12	14	●
2004	25	50.9	9	39.5	1	9.6	1	0.0	12	14	●
2003	17	49.2	18	40.4	1	10.5	0	0.0	12		
2002	12	44.1	24	51.8	0	0.0	0	4.0	36	12	●
2000	24	59.0	12	38.8	0	2.1	0	0.1	12	12	●
1999	15	48.4	21	45.5	0	6.0	0	0.0	12	6	●
1998	11	51.6	25	48.4	0	0.0	0	0.0	12	14	●
1996	5	40.4	31	57.1	0	0.5	0	2.0	12	26	●
1995	11	39.3	25	59.1	0	0.0	0	1.5	12	14	●
1994	16	40.6	20	56.7	0	0.8	0	1.9	12	4	●
1992	14	52.7	22	43.5	0	1.6	0	2.3	12	8	●
1991	11	45.4	25	46.3	0	5.6	0	2.6	12	14	●
1990	12	33.9	24	60.3	0	0.0	0	5.8	12	12	●
1988	14	45.3	22	47.0	0	5.3	0	2.4	12	8	●
1987	17	46.8	19	43.0	0	9.8	0	0.4	12	2	●
1986	14	42.0	21	50.8	0	7.0	1	0.2	12	6	●
1984	19	47.4	15	45.5	1	6.6	1	0.5	12	2	●
1983	19	45.5	14	41.6	2	8.5	1	4.5	12	2	●
1982	22	38.1	10	34.2	3	27.1	1	0.5	12	8	●
1980	21	45.0	13	48.1	2	6.5	0	0.4	12	6	●
1979	28	47.9	5	43.8	3	7.4	0	0.9	12	20	●
1978	29	54.0	4	37.8	3	4.4	0	3.9	12	22	●
1976	29	46.0	4	30.3	3	18.9	0	4.8	36	22	●
1973	17	40.0	15	43.1	4	15.2	0	1.7	36		

Ward history of Rossendale

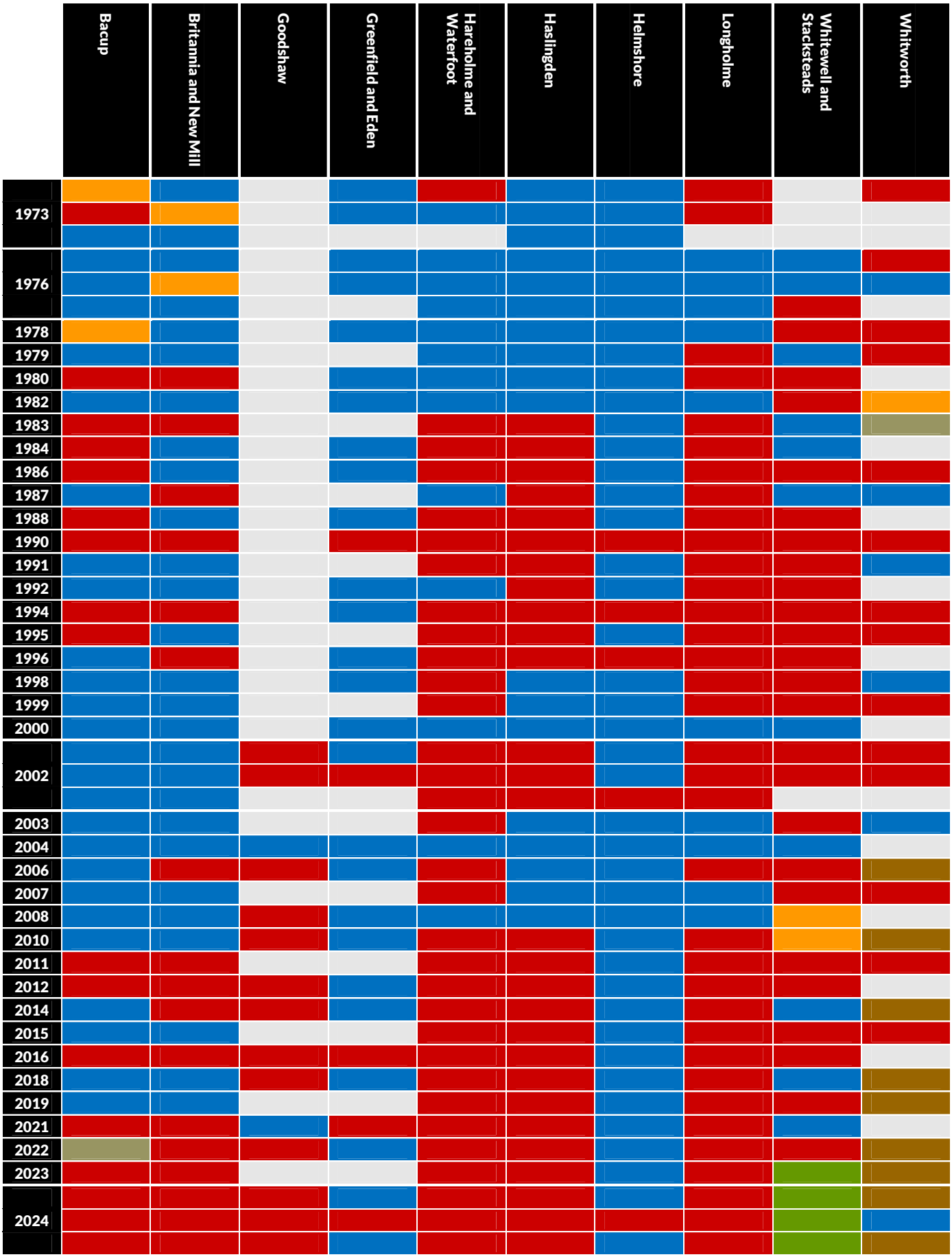

Bacup
Rossendale and Darwen

Judith M. Driver	**Lab**	**767**	**62.4**
James Eaton	**Lab**	**744**	**60.6**
David J. Hancock	**Lab**	**661**	**53.8**
Deborah Lord	Con	373	30.4
Jayde S.Holmes	Con	305	24.8
Helen Bauld	Grn	210	17.1
Daniel J. Brogan	Grn	151	12.3
Dympna B.P. Bull	Grn	135	11.0

Antededent: Greensclough

Britannia and Lee Mill
Rossendale and Darwen

Andrew Walmsley	**Lab**	**667**	**55.5**
Danielle Ashworth	**Lab**	**619**	**51.5**
Michelle C. Smith	**Lab**	**595**	**49.5**
Robert G. Wells	Con	447	37.2
Jennifer Rigby	Con	401	33.4
Joanne Jackson	Grn	211	17.5
James Delargy	Grn	124	10.3
Alexander Vijatov	Grn	119	9.9

Antededent: Irwell

Goodshaw and Cribden
Rossendale and Darwen

Alyson Barnes	**Lab**	**1,014**	**55.5**
Christine M. Gill	**Lab**	**847**	**46.4**
Gregory P. Bleakley	**Lab**	**804**	**44.0**
John Greenwood	Con	764	41.8
Jonathan C.L. Foxcroft	Con	672	36.8
Anthony Cope	Con	615	33.7
Ingrid Falat	Grn	279	15.3
Maureen D. Anderson	Grn	270	14.8
David Goodwin	Grn	213	11.7

Antededent: Goodshaw

Greenfield and Eden
48% Hyndburn, 52% Rossendale and Darwen

Anne C. Cheetham	**Con**	**843**	**43.7**
Neil A. Looker	**Lab**	**773**	**40.1**
Simon Holland	**Con**	**761**	**39.4**
John N. Pilling	Lab	722	37.4
Christian Lee	Con	678	35.1
Jacob D. Rorke	Grn	502	26.0
Sharon Green	Grn	431	22.3
Gillian R. Hewitt	Grn	332	17.2

Antededent: Eden

Hareholme and Waterfoot
Rossendale and Darwen

Nick Harris	**Lab**	**831**	**50.3**
Annie J. McMahon	**Lab**	**793**	**48.0**
Thomas C. Belli	**Lab**	**765**	**46.3**
Sara Bird	Grn	503	30.4
Agnes C. Adams	Grn	437	26.4
Matthew Littler	Con	430	26.0
Elliot J. Green	Grn	421	25.5
Barbara Marriott	Con	400	24.2
Kenneth Slaughter	Con	379	22.9

Antededent: Hareholme

Haslingden
Hyndburn

***Adrian S. Lythgoe**	**Lab**	**644**	**48.3**
Ann Kenyon	**Lab**	**632**	**47.4**
Marilyn W.A. Procter	**Lab**	**630**	**47.3**
Katrina Brockbank	Grn	414	31.1
Toby Cheetham	Con	356	26.7
Kenneth Booth	Con	335	25.1
Hazel F. Armor	Grn	331	24.8
Kamran H. Shah	Grn	309	23.2

Antededent: Worsley

Helmshore
1% Hyndburn, 99% Rossendale and Darwen

Ann Hodgkiss	**Con**	**1,003**	**47.2**
Samara J.V. Barnes	**Lab**	**986**	**46.4**
Alan J. Woods	**Con**	**965**	**45.4**
Caroline Snowden	Con	883	41.6
Ann C. McIntyre	Lab	880	41.4
Jean Duckworth	Grn	318	15.0
Geoffrey F. Blow	Grn	259	12.2
Christopher J. Hewitt	Grn	146	6.9

Antededent: Helmshore

Longholme
Rossendale and Darwen

Samantha E. Harrison	**Lab**	**847**	**57.9**
Elizabeth A. McInnes	**Lab**	**844**	**57.7**
Matthew J. Norton	**Lab**	**718**	**49.1**
Elaine Brignall	Con	416	28.5
Margaret J. Pendlebury	Con	399	27.3
Terence M. Bird	Grn	328	22.4
Rosemary E. Jones	Grn	321	22.0
Mohammed Abdullah	Con	304	20.8
Harold Duckworth	Grn	208	14.2

Antededent: Longholme

Whitewell and Stacksteads
Rossendale and Darwen

Julie D. Adshead	**Grn**	**985**	**64.2**
Robert Bauld	**Grn**	**819**	**53.4**
John D. Payne	**Grn**	**764**	**49.8**
Jacqueline I. Oakes	Lab	674	44.0
Gillian M. Windwood	Lab	432	28.1
Marie-Josee Rolli	Lab	424	27.6
David B. Watson	Con	188	12.2
Janet Brindley	Con	166	10.8
John H. Lowe	Con	153	10.0

Antededent: Whitewell

Whitworth
Rossendale and Darwen

Ronald A.Neal	**First**	**866**	**32.4**
Scott Smith	**Con**	**679**	**25.4**
Michael Royds	**First**	**661**	**24.7**
Janet M. Whitehead	Ind	585	21.9
Caitlin L. Chippendale	Lab	481	18.0
Vivienne J. Hall	Grn	254	9.5
Andrew J. Ovens	Grn	168	6.3
Paul A. Shellard	Grn	79	3.0

Antededent: Healey and Whitworth

Summary of results: Rossendale

	Year	Elec	%Poll	Con	Lab	LD	Grn	Ind	Other
Bacup	2024	4,682	28.5	27.6	56.8		15.4		
Greensclough	2023	4,328	33.2	41.9	48.8		9.3		
	2022	4,319	34.7	18.6			27.3	54.1	
	2021	4,367	35.8	48.1	51.9				
Britannia and Lee Mill	2024	4,507	27.7	33.7	50..		15.9		
Irwell	2023	4,212	26.3	28.7	49.2		6.8	15.3	
	2022	4,230	30.2	44.4	44.9		10.8		
	2021	4,262	28.4	43.5	49.1		7.4		
Goodshaw and Cribden	2024	5,126	38.7	37.1	49.3	13.6			
Goodshaw	2023	3,040	40.9	37.1	55.1		7.8		
	2021	3,130	40.5	52.4	47.6				
Greenfield and Eden	2024	5,241	36.3	39.8	36.5		23.7		
Eden	2023	2,747	41.3	51.1	37.1		11.9		
	2021	2,815	41.5	47.5	52.5				
Hareholme and Waterfoot	2024	5,427	32.8	24.4	47.1		28.5		
Hareholme	2023	4,063	33.1	31.3	55.7		13.0		
	2022	4,020	37.0	35.7	53.7		10.7		
	2021	4,116	39.1	47.7	52.3				
Haslingden	2024	5,462	26.0	25.2	45.5		29.3		
Worsley	2023	4,141	25.0	25.5	60.0		14.5		
	2022	4,141	28.6	28.3	58.2		13.4		
	2021	4,158	31.1	33.6	66.4				
Helmshore	2024	4,991	42.5	43.5	42.7		13.8		
	2023	4,625	42.4	51.8	37.9	4.3	5.9		
	2022	4,635	41.5	46.6	36.6		11.4	5.3	
	2021	4,739	44.3	51.8	32.2			16.0	
Longholme	2024	5,101	31.4	26.1	53.2		20.6		
	2023	4,394	32.5	33.0	54.8		12.2		
	2022	4,388	37.8	37.0	53.8		9.1		
	2021	4,414	37.0	39.5	45.7		6.5	8.3	
Whitewell and Stacksteads	2024	5,020	32.7	10.2	36.5		56.3		
	2023	4,104	35.0	14.1	31.6		54.2		
	2022	4,084	39.7	34.6	42.3		20.1	3.0	
	2021	4,155	35.6	47.3	40.2		12.4		
Whitworth	2024	5,768	28.9	29.8	21.1		11.1	38.0	
Healey and Whitworth	2023	2,965	26.2	18.1			11.9		70.1
	2022	2,964	29.2	28.5					71.5

Rotherham

▼7	13	▲1	33	◆	3	◆	0		10	▼3	0

Labour retain control - majority: 7 seats

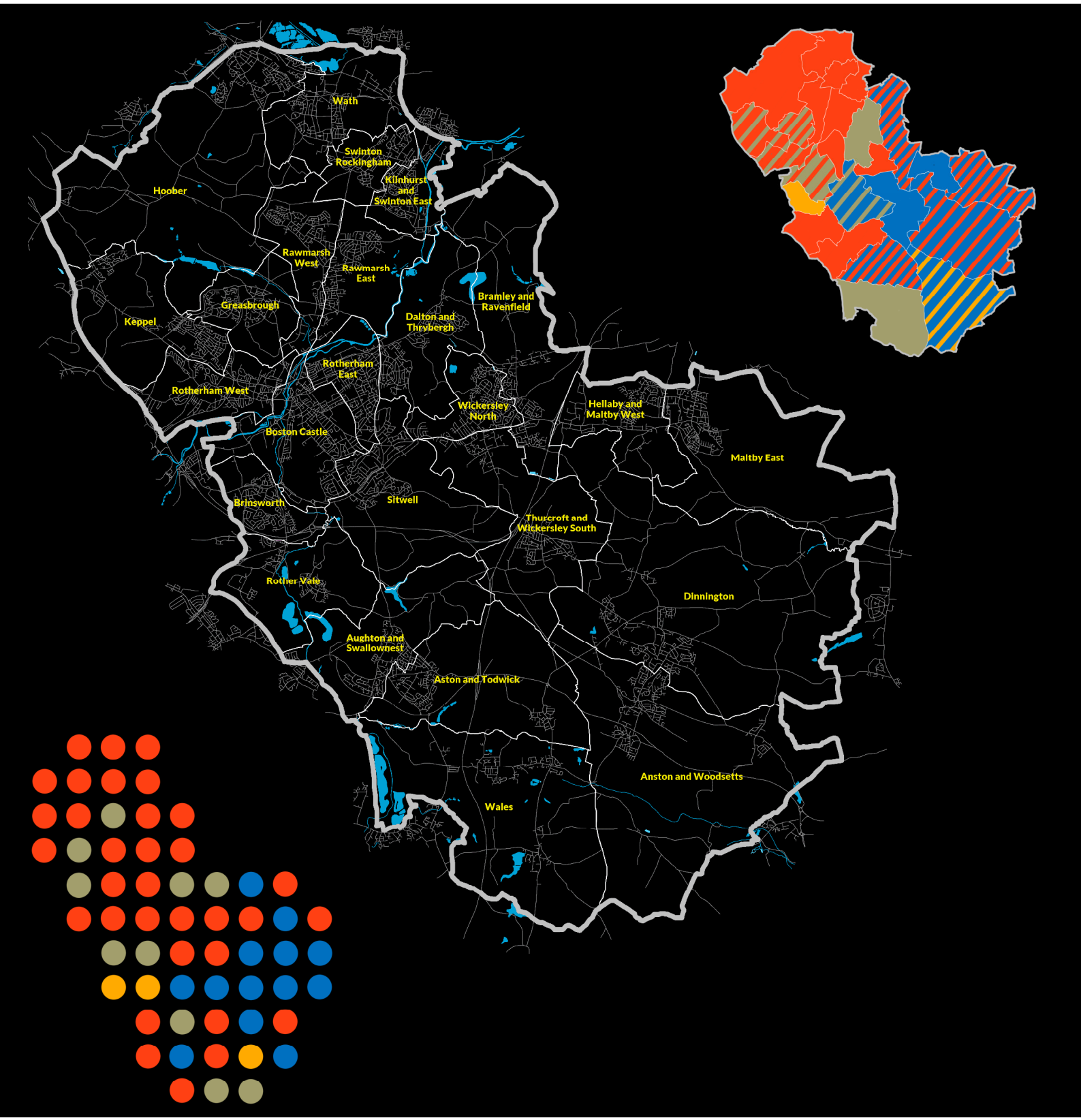

Electoral history of Rotherham

	seats	%votes	seats	%votes	seats	%votes	seats	%votes	Total	Majority
2024	13	23.9	33	36.1	3	11.1	10	20.6	59	7
2021	20	30.2	32	34.5	3	10.3	4	25.1	59	5
2016	0	13.6	48	37.7	0	2.8	15	46.0	63	33
2015	1	15.8	48	43.9	0	1.0	14	39.4	63	33
2014	2	9.5	50	40.9	0	0.2	11	49.4	63	37
2012	4	16.6	58	55.3	0	1.6	1	26.5	63	53
2011	7	21.5	54	54.1	0	1.5	2	22.9	63	45
2010	10	22.8	50	44.4	0	3.2	3	29.7	63	37
2008	10	29.1	50	36.2	0	5.3	3	29.4	63	37
2007	7	28.1	54	44.2	0	6.2	2	21.4	63	45
2006	6	20.8	55	42.9	0	23.5	2	12.9	63	47
2004	7	22.5	53	37.8	0	22.9	3	16.8	63	43
2003	4	19.8	59	56.5	0	18.6	3	5.2	63	52
2002	4	20.7	59	44.0	0	30.2	3	3.1	66	52
2000	4	23.9	59	50.0	1	19.9	2	6.2	66	52
1999	2	19.1	63	61.0	1	17.2	0	2.7	66	60
1998	1	25.5	65	70.9	0	0.0	0	3.7	66	64
1996	1	13.6	65	81.3	0	2.6	0	2.6	66	64
1995	2	13.1	64	82.5	0	4.4	0	0.0	66	62
1994	3	14.1	63	71.5	0	14.4	0	0.0	66	60
1992	2	24.8	64	67.1	0	6.6	0	1.4	66	62
1991	1	23.9	65	71.2	0	2.2	0	2.8	66	64
1990	1	18.0	62	73.8	2	4.5	1	3.7	66	58
1988	1	17.5	62	73.5	2	4.5	1	4.6	66	58
1987	1	14.8	62	62.7	2	22.5	1	0.0	66	58
1986	2	9.9	63	65.6	1	22.8	0	1.7	66	60
1984	4	16.7	60	69.1	2	13.9	0	0.3	66	54
1983	4	22.6	60	66.6	2	10.8	0	0.0	66	54
1982	4	16.3	61	60.2	1	22.9	0	0.7	66	56
1980	3	25.5	63	64.6	0	3.9	0	6.0	66	60
1979	4	31.0	50	60.4	0	2.5	0	6.2	54	46
1978	6	33.5	46	60.0	0	1.8	2	4.6	54	38
1976	6	30.9	45	53.2	0	2.8	3	13.1	54	36
1975	7	31.2	44	50.8	0	4.9	3	13.1	54	34
1973	3	27.0	50	64.9	0	0.0	1	8.2	54	46

Ward history of Rotherham

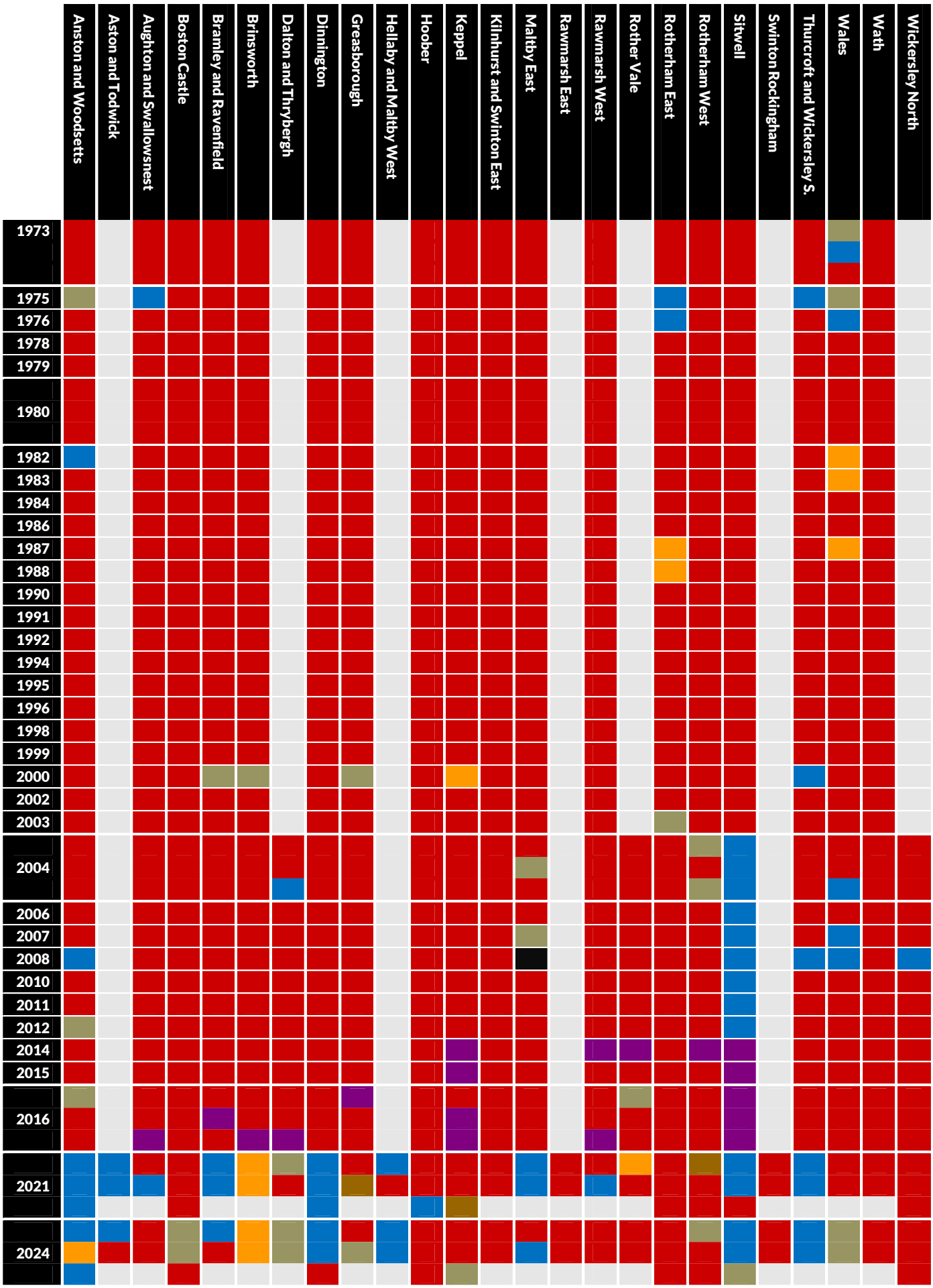

Anston and Woodsetts
Rother Valley

GAIN 1

***Timothy J. Baum-Dixon**	**Con**	**1,325**	**38.9**	**- 0.2**
Drew S.Tarmey	**LD**	**1,227**	**36.0**	**+ 9.7**
John M. Blackham	**Con**	**1,217**	**35.7**	**+ 0.6**
Karen Smallwood	Con	1,142	33.5	+ 6.8
Beverly A. Thornley	LD	1,023	30.0	+ 9.4
Carol Stringer	Lab	745	21.9	- 1.8
David E. Wilson	LD	743	21.8	+ 9.1
Neelam S. Alam	Lab	712	20.9	+ 1.4
Keith F. Stringer	Lab	681	20.0	+ 7.9
Clive R. Jepson	Ind	469	13.8	- 5.5

Aston and Todwick
Rother Valley

GAIN 1

***Joshua Bacon**	**Con**	**1,234**	**53.2**	**+ 9.3**
Sarah A. Allen	**Lab**	**1,090**	**47.0**	**+10.9**
Patricia A. Collins	Con	990	42.7	+ 1.9
Geoffrey Frost	Lab	809	34.9	+ 3.7
Mark Lambert	LD	259	11.2	+ 5.6

Aughton and Swallownest
Rother Valley

GAIN 1

***Lyndsay Pitchley**	**Lab**	**879**	**35.8**	**- 7.4**
Robert P. Taylor	**Lab**	**730**	**29.7**	**+ 3.1**
Caden J.B. Lunness	Con	587	23.9	- 11.3
Nigel R. Short	Ind	435	17.7	
Linda D. Elsey	Ref	285	11.6	
George Robinson	Grn	185	7.5	
Paul S. Lindley	LD	106	4.3	- 1.4
Paul Marshall	TUSC	56	2.3	

Boston Castle
Rotherham

GAIN 2

***Taiba K. Yasseen**	**Ind**	**1,389**	**32.6**	
Ashiq Hussain	**Ind**	**1,166**	**27.4**	
Mohammed S. Alam	**Lab**	**1,126**	**26.4**	**- 13.6**
Janet M. Mallinder	Lab	986	23.1	- 16.9
Fakhri A.S. Saleh	Lab	729	17.1	- 17.8
Aaliya Malik	Grn	693	16.3	
Antony P. Mabbott	Grn	656	15.4	
Tina Kumar	Con	477	11.2	- 12.2
Samuel J. Lilleker	Ind	449	10.5	
Cheryl L. Jones	LD	365	8.6	- 1.7
Piyush Satyawadi	Con	341	8.0	
Anurag Singh	Con	341	8.0	
Mohammed Ramzan	Ind	328	7.7	
Chris J.E. Bingham	TUSC	221	5.2	- 0.3

Bramley and Ravenfield
Rawmarsh and Conisbrough

GAIN 1

***Gregory Reynolds**	**Con**	**910**	**42.0**	**- 6.2**
Elizabeth J. Duncan	**Lab**	**875**	**40.4**	**+17.4**
*Lewis L.H.M. Mills	Con	844	38.9	+ 0.1
John S. Woodland	Lab	703	32.4	+ 9.6
Russell F. Oxley	Grn	269	12.4	
Frances J. Taylor	LD	233	10.7	

Brinsworth
Rotherham

***Adam J. Carter**	**LD**	**1,190**	**56.9**	**+ 2.8**
***Charlotte R. Carter**	**LD**	**1,114**	**53.3**	**+ 9.7**
Samuel D. Jackson	Lab	667	31.9	+ 0.8
David J. Roche	Lab	369	17.6	+ 0.5
James I. Crowe	Grn	267	12.8	
Alexander N. Hall	Con	161	7.7	- 6.4
Graham F. Penn	Con	148	7.1	

Dalton and Thrybergh
Rotherham

GAIN 1

***Michael D.P. Bennett-Sylvester**	**Ind**	**930**	**64.0**	**+11.2**
Jodie Ryalls	**Ind**	**628**	**43.2**	
Cora J.Lancashire	Lab	527	36.3	+11.8
Carol A.Spencer	Lab	491	33.8	+13.1
Penelope A. Kay	Con	116	8.0	+11.0
Paul Stables	Con	77	5.3	
Jane Watson	LD	69	4.7	- 0.9

Dinnington
Rother Valley

GAIN 1

Julia A. Hall	**Con**	**1,397**	**39.4**	**- 1.1**
***Sophie Castledine-Dack**	**Con**	**1,252**	**35.4**	**+ 2.7**
Amanda M. Clarke	**Lab**	**1,196**	**33.8**	**+ 5.3**
Marshall A. Mellor	Lab	1,131	31.9	+ 5.6
*Benjamin Whomersley	Con	1,120	31.6	+ 1.6
John Vjestica	Lab	1,009	28.5	+ 3.1
Ian D. Barkley	Grn	372	10.5	- 0.8
Simon A. Tweed	Ind	306	8.6	
Tony Harrison	Ref	305	8.6	
Matthew J. Mears	LD	190	5.4	- 4.7

Greasborough
Rotherham

GAIN 1

Linda J. Beresford	**Lab**	**636**	**45.2**	**+ 8.4**
***Robert W. Elliott**	**Ind**	**616**	**43.8**	
Sonia J. Blake	Lab	508	36.1	+ 9.1
Julia H. Mitchell	Con	138	9.8	- 20.3
Wendy Singleton	Con	128	9.1	
Donna L. Moseley	LD	85	6.0	+ 1.2

Hellaby and Maltby West
Rother Valley

GAIN 1

***Simon A. Ball**	**Con**	**994**	**47.8**	**- 9.3**
Lynda J. Stables	**Con**	**911**	**43.9**	**+ 4.6**
*Jennifer M. Andrews	Lab	863	41.5	+ 0.4
Fiona M. Ozyer-Key	Lab	697	33.5	+ 6.0
Daviyd Franckeiss	Ref	232	11.2	
Kenneth J. Barber	LD	113	5.4	+ 0.9

Hoober
Rawmarsh and Conisbrough

GAIN 1

***Denise Lelliott**	**Lab**	**1,347**	**63.5**	**+17.6**
John R.H. Williams	**Lab**	**1,240**	**58.5**	**+15.8**
Rajmund E. Brent	**Lab**	**980**	**46.2**	**+ 9.3**
Charles Ball	Con	350	16.5	- 20.5
Thomas W. Hill	Grn	343	16.2	+ 5.4
Valerie M. Ball	Con	341	16.1	- 17.1
Michael E. Dennis	Con	298	14.1	- 16.4
Steven Scutt	LD	259	12.2	+ 6.4

Keppel
Rotherham

GAIN 1

Gillian S. Garnett	**Lab**	**1,179**	**36.6**	**+ 1.5**
Carole A. Foster	**Lab**	**1,092**	**33.9**	**+ 1.3**
Simon Currie	**Ind**	**1,068**	**33.2**	
Richard J. Hall	Lab	892	27.7	+ 5.7
Neil M. Collett	Ind	634	19.7	
Peter R. Key	Yorks	406	12.6	
Elizabeth M. Currey	Con	378	11.7	- 15.1
Sylvia J. Williams	Grn	352	10.9	
Kim L. Rodgers	Con	331	10.3	
Nicholas C. Townrow	Con	299	9.3	
Khoulod Ghanem	LD	151	4.7	- 3.0
Thomas W. Lynn	TUSC	67	2.1	

Kilnhurst and Swinton East
Rawmarsh and Conisbrough

***Victoria Cusworth**	**Lab**	**1,046**	**73.6**	**+13.8**
Nigel Harper	**Lab**	**957**	**67.4**	**+14.5**
Aaron Barker	Con	294	20.7	- 11.2
Anthony P. Wiseman	Con	244	17.2	
John R. Gelder	LD	150	10.6	

Maltby East
Rother Valley

GAIN 1

Donna E. Sutton	**Lab**	**796**	**51.7**	**+20.5**
***Adam J. Tinsley**	**Con**	**751**	**48.8**	**+11.9**
John A. Webster	Lab	698	45.3	+13.5
*Lee J. Hunter	Con	664	43.1	+ 7.2
Margaret E. Towler	LD	85	5.5	+ 3.1

Rawmarsh East
Rawmarsh and Conisbrough

***David R. Sheppard**	**Lab**	**825**	**56.7**	**+ 7.7**
***Rachel E.M. Hughes**	**Lab**	**707**	**48.6**	**+ 6.5**
David M. Atkinson	Yorks	343	23.6	
Wendy S. Birch	Con	186	12.8	- 19.1
Valerie M. Wightman	Con	126	8.7	
Emily Grainger-West	Grn	118	8.1	
Elaine Dawson	LD	72	4.9	- 3.1

Rawmarsh West
GAIN 1

Rawmarsh and Conisbrough

Joanna Baker-Rogers	**Lab**	**945**	**64.9**	**+23.7**
Brian Steele	**Lab**	**742**	**51.0**	**+21.3**
Natalie T. Stafford	Con	323	22.2	+11.0
Robert Race	Con	293	20.1	
William M. Price	TUSC	184	12.6	+10.4
Thomas Sturgess	LD	120	8.2	+ 1.1

Rother Vale
GAIN 1

Rotherham

Terence W. Adair	**Lab**	**841**	**48.0**	**+13.4**
Jamie D. Baggaley	**Lab**	**840**	**47.9**	**+19.0**
Antony S. Hoult	LD	617	35.2	- 3.6
Liam J. O'Sullivan	LD	553	31.6	+ 2.2
Julie Thorp	Con	208	11.9	- 11.0
Suman Thullimalli	Con	153	8.7	- 12.3
Neil Adshead	TUSC	146	8.3	+ 4.2

Rotherham East
Rotherham

Angham S.T. Ahmed	**Lab**	**1,072**	**37.4**	**- 10.5**
Haroon Rashid	**Lab**	**1,037**	**36.2**	**- 2.3**
***Rukhsana B. Haleem**	**Lab**	**1,001**	**34.9**	**- 1.0**
Richard W. Penycate	Grn	725	25.3	+ 9.3
Kathleen Reeder	Ind	507	17.7	
Donna M. Green	Con	400	14.0	- 8.5
Geoffrey M. Downs	Con	380	13.3	
Aaban M. Shah	LD	262	9.1	- 0.9
Nadia Meharban	Con	227	7.9	

Rotherham West
GAIN 1

Rotherham

***Ian P. Jones**	**Ind**	**1,495**	**38.8**	
***Eve R. Keenan**	**Lab**	**939**	**24.4**	**- 5.5**
Cameron D.P. McKiernan	**Lab**	**779**	**20.2**	**- 6.4**
Tajamal Khan	Lab	693	18.0	- 8.4
Richard Mills	Grn	571	14.8	
Mohammad A. Ashiq	Ind	562	14.6	
Ishtiaq Ahmad	Ind	454	11.8	
Barrie Marsh	Con	268	7.0	- 9.3
Pamela Freeman-Keel	Con	248	6.4	
Ruth P. Marsh	Con	234	6.1	
Firas Miro	LD	227	5.9	+ 0.8

Sitwell
GAIN 1

Rother Valley

***David F. Fisher**	**Con**	**1,357**	**28.8**	**- 2.0**
Paul S. Thorp	**Con**	**1,186**	**25.2**	**- 4.6**
Michael A. Bower	**Ind**	**1,145**	**24.3**	
Paul J. Freeman-Keel	Con	1,023	21.7	- 0.1
Michael M. Calton	Lab	1,019	21.6	- 0.8
David N. Spence	Lab	971	20.6	+ 0.4
Sachin O. Tammewar	Lab	765	16.2	- 3.5
Mahmood Hussain	Grn	588	12.5	+ 3.0
Allen Cowles	Ref	519	11.0	
Richard A.J. Turner	Ref	461	9.8	
Colin D. Taylor	LD	443	9.4	- 0.6
Gavin P. Shawcroft	Ref	307	6.5	

Swinton Rockingham
Rawmarsh and Conisbrough

***Georgina E. Monk**	**Lab**	**1,028**	**73.6**	**+16.1**
Christopher Read	**Lab**	**1,018**	**72.9**	**+21.1**
David L. Harrison Le Neve	Con	264	18.9	- 11.7
Simon A. Webb	Con	234	16.8	
Linda Read	LD	125	8.9	+ 2.9

Thurcroft and Wickersley South
Rother Valley

***Thomas Collingham**	**Con**	**1,300**	**64.0**	**+15.5**
***Zachary Collingham**	**Con**	**1,163**	**57.2**	**+ 9.1**
Jean M. Akid	Lab	742	36.5	+ 9.2
Abdul Rashid	Lab	414	20.4	- 2.9
Patrick L. Tarmey	LD	223	11.0	+ 5.3

Wales
GAIN 2

Rother Valley

***Dominic E. Beck**	**Ind**	**1,184**	**50.1**	
***Marnie A. Havard**	**Ind**	**873**	**36.9**	
Cheryl T. Barton	Con	671	28.4	- 5.4
Jadie L. Nicholson	Con	547	23.1	- 10.4
Janet Law	Lab	533	22.6	- 28.2
Robert J. Walsh	Lab	397	16.8	- 18.8
Paul N. Martin	Grn	177	7.5	- 10.9
Oliver T. Boddye	LD	84	3.6	+ 0.1

Wath
Rawmarsh and Conisbrough

***Sheila A. Cowen**	**Lab**	**928**	**58.8**	**+ 6.7**
David R. Jackson	**Lab**	**814**	**51.6**	**+ 4.2**
Michael Chambers	SDP	345	21.8	+ 6.4
Ingrid M.F. House	LD	218	13.8	+ 3.4
Louise F. Burnett	Con	201	12.7	- 16.2
Simon L. Burnett	Con	189	12.0	

Wickersley North
Rotherham

James J. Mault	**Lab**	**1,273**	**44.4**	**- 5.0**
Lynda Marshall	**Lab**	**1,177**	**41.0**	**- 4.1**
Stuart Knight	**Lab**	**1,116**	**38.9**	**- 4.8**
Andrew M. Gorman	Con	493	17.2	- 17.9
Shelagh M. Garside	Grn	485	16.9	
Kenneth R. Marshall	Con	478	16.7	- 1.7
Alan D.Napper	Ind	472	16.4	
Marilyn Marshall	Con	470	16.4	
Julie E. Read	LD	244	8.5	- 1.0

Summary of results: Rotherham

	Year	Elec	%Poll	Con	Lab	LD	Grn	RDP	Ind	Others
Anston and Woodsetts	2024	9,361	35.8	35.8	18.4	33.1			12.7	
	2021	9,527	38.4	33.6	18.4	20.2	9.8		16.7	1.2
Aston and Todwick	2024	7,024	35.4	47.8	42.2	10.0				
	2021	7,057	34.4	42.4	33.6	5.6	10.0			8.4
Aughton and Swallownest	2024	6,556	29.3	41.9	28.0	5.1	8.8			16.3
	2021	6,663	27.2	34.2	34.9	5.7				25.2
Boston Castle	2024	10,252	36.6	10.4	24.5	7.9	15.1		37.3	
	2021	9,955	32.7	23.4	38.3	10.3		9.8		18.2
Bramley and Ravenfield	2024	7,066	31.1	39.8	38.3	10.2	11.8			
	2021	7,160	32.9	42.5	22.9	5.7	15.4	10.5		2.0
Brinsworth	2024	7,475	28.7	7.0	29.2	52.1	11.7			
	2021	7,546	32.1	14.1	24.1	49.4		5.2	9.2	
Dalton and Thrybergh	2024	6,942	24.0	7.1	32.1	4.2			56.6	
	2021	6,733	26.3	19.0	22.6	5.6			52.8	
Dinnington	2024	9,371	33.3	37.1	31.8	5.0	9.9		8.1	8.1
	2021	9,263	29.8	34.4	26.7	10.1	11.1		17.7	
Greasborough	2024	5,884	22.9	9.4	43.1	5.8			41.8	
	2021	6.027	24.2	30.1	31.9	4.8	9.9	10.3		
Hellaby and Maltby West	2024	6,210	33.9	45.1	39.2	5.1				10.5
	2021	6,321	33.1	48.2	34.3	4.5	8.8	4.2		
Hoober	2024	9,585	21.5	15.2	58.6	11.3	14.9			
	2021	9,662	25.0	33.6	41.8	5.8	10.8	8.0		
Keppel	2024	10,497	26.5	11.0	34.2		10.2		31.0	13.7
	2021	10,558	28.4	26.8	29.9	7.7		22.5		13.1
Kilnhurst and Swinton East	2024	6,309	25.0	19.7	70.2	10.1				
	2021	6,291	29.8	31.9	56.4	6.7				5.0
Maltby East	2024	6,470	26.1	46.0	48.8	5.2				
	2021	6,668	25.8	36.4	26.8	2.4		5.4	29.0	
Rawmarsh East	2024	6,831	20.4	12.0	53.4	4.7	7.6			22.2
	2021	6,891	21.4	31.9	45.5	8.0		14.6		
Rawmarsh West	2024	6,760	21.9	20.5	60.1	7.6				11.7
	2021	6,850	23.5	33.2	35.5	7.1	9.9	12.1		2.2
Rother Vale	2024	7,093	26.5	11.5	46.4	34.1				8.1
	2021	6,057	24.0	22.0	31.7	34.1		8.1		4.1
Rotherham East	2024	10,279	23.8	13.5	36.1	8.8	24.4		17.1	
	2021	10,409	24.1	22.5	40.8	10.0	16.0	10.7		
Rotherham West	2024	9,737	22.7	7.7	26.8	6.5	16.3		42.7	
	2021	10,058	31.4	16.3	27.6	5.1		23.6	27.4	
Sitwell	2024	9,659	39.0	26.8	20.1	8.7	11.6		22.6	10.2
	2021	9,886	40.9	27.5	20.8	10.0	9.5	10.3	22.0	
Swinton Rockingham	2024	6,138	25.2	18.6	72.5	8.8				
	2021	6,259	29.5	30.6	54.7	6.0				8.7
Thurcroft and Wickersley South	2024	7,556	29.6	57.4	32.8	9.8				
	2021	7,524	32.7	48.3	25.3	5.7		20.7		
Wales	2024	7,104	33.6	25.3	20.1	3.2	6.7		44.7	
	2021	7,187	34.1	33.7	43.2	3.5	14.4		5.3	
Wath	2024	6,679	24.1	11.9	54.8	12.9				20.4
	2021	6,734	25.1	28.9	49.8	10.4				10.9
Wickersley North	2024	9,204	26.9	16.6	42.9	8.2	16.3		15.9	
	2021	9,427	32.3	26.8	46.0	9.5		17.7		

Rugby

6 ▼4	17	5 ▲3	15	3 ▲1	10	0 ◆	0	0 ◆	0

Council remains under no overall control

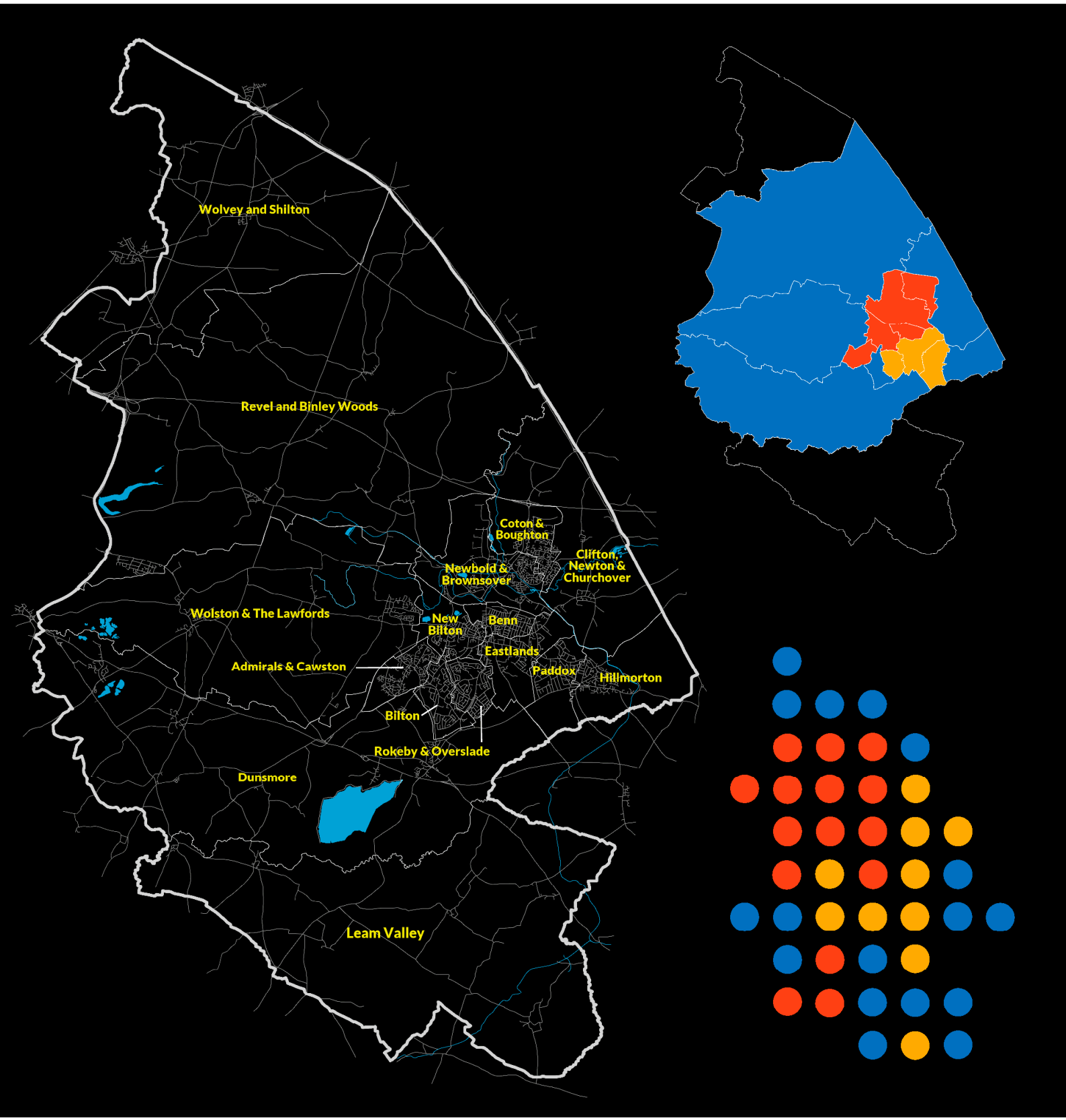

Electoral history of Rugby

	seats	%votes	seats	%votes	seats	%votes	seats	%votes	Total	Majority
2024	17	32.0	15	36.5	10	20.9	0	10.5	14	
2023	21	36.1	12	34.8	9	21.6	0	7.5	14	
2022	23	37.9	10	34.0	9	22.2	0	6.0	14	4 ●
2021	25	47.9	8	26.8	9	16.2	0	8.9	14	8 ●
2019	24	41.3	9	26.1	9	23.0	0	9.6	14	6 ●
2018	23	46.9	9	32.6	9	15.3	1	5.2	14	4 ●
2016	22	36.1	9	25.4	9	17.5	2	21.1	14	2 ●
2015	22	42.9	11	24.2	7	11.9	2	21.0	14	2 ●
2014	23	37.2	10	25.6	7	13.5	2	23.7	14	4 ●
2012	25	36.0	10	29.9	6	14.3	1	19.9	42	8 ●
2011	29	46.0	11	29.6	8	16.1	0	8.3	16	10 ●
2010	28	42.7	11	27.8	9	24.9	0	4.5	16	8 ●
2008	28	48.4	11	20.6	9	25.3	0	5.7	17	8 ●
2007	27	45.2	11	25.7	10	25.7	0	3.5	15	6 ●
2006	24	48.3	13	24.7	10	25.4	1	1.6	16	
2004	21	42.1	14	22.7	10	31.9	3	3.3	16	
2003	18	39.5	16	30.0	10	26.9	4	3.6	16	
2002	18	35.2	16	26.2	10	26.5	4	12.1	48	
2000	14	40.0	18	29.3	9	24.3	7	6.4	16	
1999	11	33.3	22	38.9	7	23.2	8	4.6	16	
1998	12	29.2	22	39.6	5	16.7	9	14.5	16	
1996	11	26.0	22	46.6	5	14.8	10	12.6	16	
1995	15	25.0	19	49.3	5	13.9	9	3.5	16	
1994	19	22.8	16	43.6	4	19.6	9	14.0	16	
1992	21	39.4	15	34.4	3	14.4	9	11.9	16	
1991	20	36.1	17	40.2	2	13.4	9	10.3	16	
1990	22	29.0	16	45.4	1	10.1	9	15.6	16	
1988	25	37.9	16	37.8	0	13.3	7	11.0	16	2 ●
1987	25	37.5	16	32.3	1	19.9	6	10.3	16	2 ●
1986	22	30.8	18	38.3	2	19.3	6	11.5	16	
1984	23	39.4	16	33.3	1	18.4	8	8.8	16	
1983	24	44.3	15	32.8	1	14.6	8	8.4	16	
1982	24	39.2	16	29.8	1	22.6	7	8.4	16	
1980	23	45.6	17	40.3	1	6.4	7	7.8	16	
1979	22	44.2	17	36.6	1	7.9	8	11.3	48	
1976	30	41.1	12	33.8	1	10.7	8	14.4	51	9 ●
1973	22	35.4	18	38.2	3	10.8	8	15.6	51	

Ward history of Rugby

	Admirals and Cawston	Benn	Bilton	Clifton, Newton and Churchover	Coton and Boughton	Dunsmore	Eastlands	Hillmorton	Leam Valley	New Bilton	Newbold and Brownswood	Paddox	Revel and Binley Wood	Rokeby and Overslade	Wolston and The Lawfords	Wolvey and Shilton
			4					5						3		
1973											4					
			2					1						1		
														3		
1976			6					6			4					
														1		
1979																
1980																
1982																
1983																
1984																
1986																
1987																
1988																
1990																
1991																
1992																
1994																
1995																
1996																
1998																
1999																
2000																
2002																
2003																
2004																
2006																
2007																
2008																
2010																
2011																
2012																
2014																
2015																
2016																
2018																
2019																
2021																
2022																
2023																
2024																

Admirals and Cawston

Rugby

Amanda Henderson	**Lab**	**1,067**	**47.6**	**+17.1**
*Carolyn D. Watson-Merret	Con	592	26.4	- 20.2
Alan James	Ref	250	11.1	
Lee M. Chase	LD	205	9.1	- 5.6
Jennifer C. Farley	Grn	129	5.8	- 2.3

Benn

Rugby

***Maggie O'Rourke**	**Lab**	**1,039**	**64.7**	**+12.2**
Heidi M. Thomas	Con	261	16.3	- 11.0
Becca Stevenson	Grn	186	11.6	- 1.4
Rebecca F.F. Moran	LD	120	7.5	+ 0.3

Bilton

Rugby

Michael P. Howling	**Con**	**823**	**38.2**	**- 16.0**
Stephen W. Pimm	LD	689	31.9	+10.4
Colin Mander	Lab	528	24.5	+ 7.2
Lesley K. Summers	Grn	117	5.4	- 1.5

Clifton, Newton and Churchover

Rugby

***Eve Hassell**	**Con**	**362**	**44.6**	**- 13.7**
Stephen Dyke	Lab	336	41.4	+16.3
Alexander Linden	Grn	113	13.9	+ 5.3

Coton and Boughton

Rugby

Claire Edwards	**Lab**	**951**	**51.1**	**+17.4**
Dapo Awotunde	Con	619	33.2	- 16.8
Jamie Pullin	Ref	169	9.1	
Edward J. Blackburn	LD	123	6.6	- 0.7
Christopher A. Mawby	Grn	106		

Dunsmore

Kenilworth and Southam

Jill B. Simpson-Vince	**Con**	**944**	**38.5**	**- 29.4**
Claire L. Sandison	LD	924	37.7	
Ann C. Coomber	Lab	416	17.0	- 2.9
Helen R. Ford	Grn	169	6.9	- 5.3

Eastlands

Rugby

Tricia Trimble	**LD**	**695**	**36.3**	**- 6.1**
Ade Adewumi	Lab	584	30.5	+ 8.7
Joel Baldwin	Con	369	19.2	- 8.5
Lesley Pond	Ref	145	7.6	
Mawgan Stinchcombe	Grn	124	6.5	- 1.6

Hillmorton

Rugby

***Adam M. Daly**	**Con**	**945**	**43.8**	**- 15.5**
Jenny Offordile	Lab	903	41.8	+15.6
Julie E. Douglas	LD	206	9.5	+ 0.6
Dariusz M. Kowalczuk	Grn	104	4.8	- 0.8

Leam Valley

Kenilworth and Southam

No election in 2024

New Bilton

Rugby

***Ish Mistry**	**Lab**	**766**	**61.8**	**+ 9.9**
Karolina Lipowska	Con	288	23.3	- 12.0
Roy L. Sandison	Grn	106	8.6	- 4.3
Hossain Tafazzal	LD	79	6.4	

Newbold and Brownsover

Rugby

Tony Freeman	**Lab**	**778**	**47.9**	**+ 2.9**
*Wayne D.J. Rabin	Con	491	30.2	- 18.2
Devenne T. Kedward	Ref	159	9.8	
Mark A. Summers	Grn	120	7.4	
Hugh D. Trimble	LD	77	4.7	- 1.9

Paddox

Rugby

Mark Thomas	**LD**	**962**	**46.5**	**+ 1.4**
Simon Burne	Lab	539	26.0	+ 9.8
Louise A. Adkins	Con	325	15.7	- 17.2
Francis J. Holden	Ref	150	7.2	
Bob Beggs	Grn	94	4.5	- 1.2

Revel and Binley Woods

Rugby

***Tony Gillias**	**Con**	**1,141**	**61.4**	**- 8.4**
Robert Bevin	Lab	538	28.9	+ 8.8
Maz Pickup	Grn	109	5.9	- 4.5
James R.Moran	LD	71	3.8	

Rokeby and Overslade

Rugby

***Carie-Anne Dumbleton**	**LD**	**1,212**	**59.8**	**+ 9.7**
Aniket S. Kulkarni	Con	371	18.3	- 11.1
Christopher S. Lee	Lab	334	16.5	+ 1.5
Kate Crowley	Grn	111	5.5	0.0

Wolston and the Lawfords

Rugby

***Tim Willis**	**Con**	**808**	**40.5**	**- 18.1**
Adam Holst	Lab	720	36.1	+14.2
John E. Birch	Ref	200	10.0	
Phil Hemsley	Grn	191	9.6	- 9.9
Victoria Saxby-Edwards	LD	74	3.7	

Wolvey and Shilton

Rugby

No election in 2024

Summary of results: Rugby

	Year	Elec	%Poll	Con	Lab	LD	Grn	Ind	Other
Admirals and Cawston	2024	6,855	32.8	26.4	47.6	9.1	5.8		11.1
	2023	6,885	34.0	41.5	45.3	7.9	5.3		
	2022	6,807	34.9	34.3	51.5	8.6	5.6		
	2021	6,771	35.0	46.6	30.5	14.7	8.1		
Benn	2024	6,201	26.1	16.3	64.7	7.5	11.6		
	2023	5,918	24.8	19.2	62.8	7.6	10.4		
	2022	5,877	26.3	20.4	62.8		16.7		
	2021	6,057	28.5	27.3	52.5	7.2	13.0		
Bilton	2024	5,048	43.0	38.2	24.5	31.9	5.4		
	2023	5,057	43.0	36.3	25.6	32.8	5.3		
	2022	5,137	42.6	41.5	20.4	31.7	6.4		
	2021	5,184	46.0	54.2	17.3	21.5	6.9		
Clifton, Newton and Churchover	2024	2,422	33.7	44.6	41.4		13.9		
	2021	2,263	41.1	58.3	25.1	8.0	8.6		
Coton and Boughton	2024	5,858	33.7	33.2	51.1	6.6			9.1
	2023	5,707	35.3	40.3	45.1	6.3	5.1		3.2
	2022	5,743	32.5	40.5	42.0	8.6	7.1		1.8
	2021	5,746	36.3	50.0	33.7	7.3	6.9		2.0
Dunsmore	2024	7,050	35.1	38.5	17.0	37.7	6.9		
	2023	6,806	35.9	44.9	26.3	20.0	8.7		
	2022	6,649	37.9	49.6	18.2	32.3			
	2021	6,494	43.1	67.9	19.9		12.2		
Eastlands	2024	5,761	33.5	19.2	30.5	36.3	6.5		7.6
	2023	5,698	31.9	19.1	25.4	49.3	6.2		
	2022	5,737	35.7	20.5	23.4	49.4	6.6		
	2021	5,878	35.3	27.7	21.8	42.4	8.1		
Hillmorton	2024	6,761	32.1	43.8	41.8	9.5	4.8		
	2023	6,239	32.9	44.4	42.3	8.2	5.1		
	2022	5,749	34.2	45.6	39.3	15.1			
	2021	5,301	36.3	59.3	26.2	8.9	5.6		
Leam Valley	2023	1,977	32.9	57.5	20.6	11.3	10.6		
New Bilton	2024	5,305	23.6	23.2	61.8	6.4	8.6		
	2023	5,309	22.8	24.7	59.4	9.0	7.0		
	2022	5,337	25.7	27.7	58.9		13.4		
	2021	5,495	27.5	35.3	51.9		12.9		
Newbold and Brownsover	2024	6,290	26.0	30.2	47.9	4.7	7.4		9.6
	2023	6,244	24.7	32.9	51.3	7.1	8.7		
	2022	6,330	26.5	32.5	55.1		12.4		
	2021	6,403	27.3	48.4	45.0	6.6			
Paddox	2024	5,516	37.7	15.7	26.0	46.5	4.5		7.2
	2023	5,494	37.0	17.8	17.9	59.1	5.3		
	2022	5,576	38.5	20.8	17.8	56.1	5.2		
	2021	5,655	44.1	32.9	16.2	45.1	5.7		
Revel and Binley Woods	2024	5,118	36.7	61.4	28.9	3.8	5.9		
	2023	5,110	36.0	61.4	27.4	4.7	6.5		
	2022	5,146	37.8	64.1	35.9				
	2021	5,222	45.4	69.5	20.1		10.4		
Rokeby and Overslade	2024	5,732	35.6	18.3	16.5	59.8	5.5		
	2023	5,797	35.4	19.4	17.4	57.6	5.6		
	2022	5,858	37.3	19.4	14.9	65.7			
	2021	5,980	40.6	29.4	15.0	50.1	5.5		
Wolston and The Lawfords	2024	5,953	33.5	40.5	36.1	3.7	9.6		10.0
	2023	5,994	31.6	47.6	32.5	4.5	10.6		4.9
	2022	6,024	33.3	53.9	28.9	4.8	12.3		
	2021	6,099	36.0	58.6	21.9		19.5		
Wolvey and Shilton	2022	2,019	38.0	74.8	25.2				

Runnymede

2 ▼7	13	4 ▲4	8	2 ▲2	6	1 ▲1	3	1 ◆	5	2 ◆	6

Council remains under no overall control

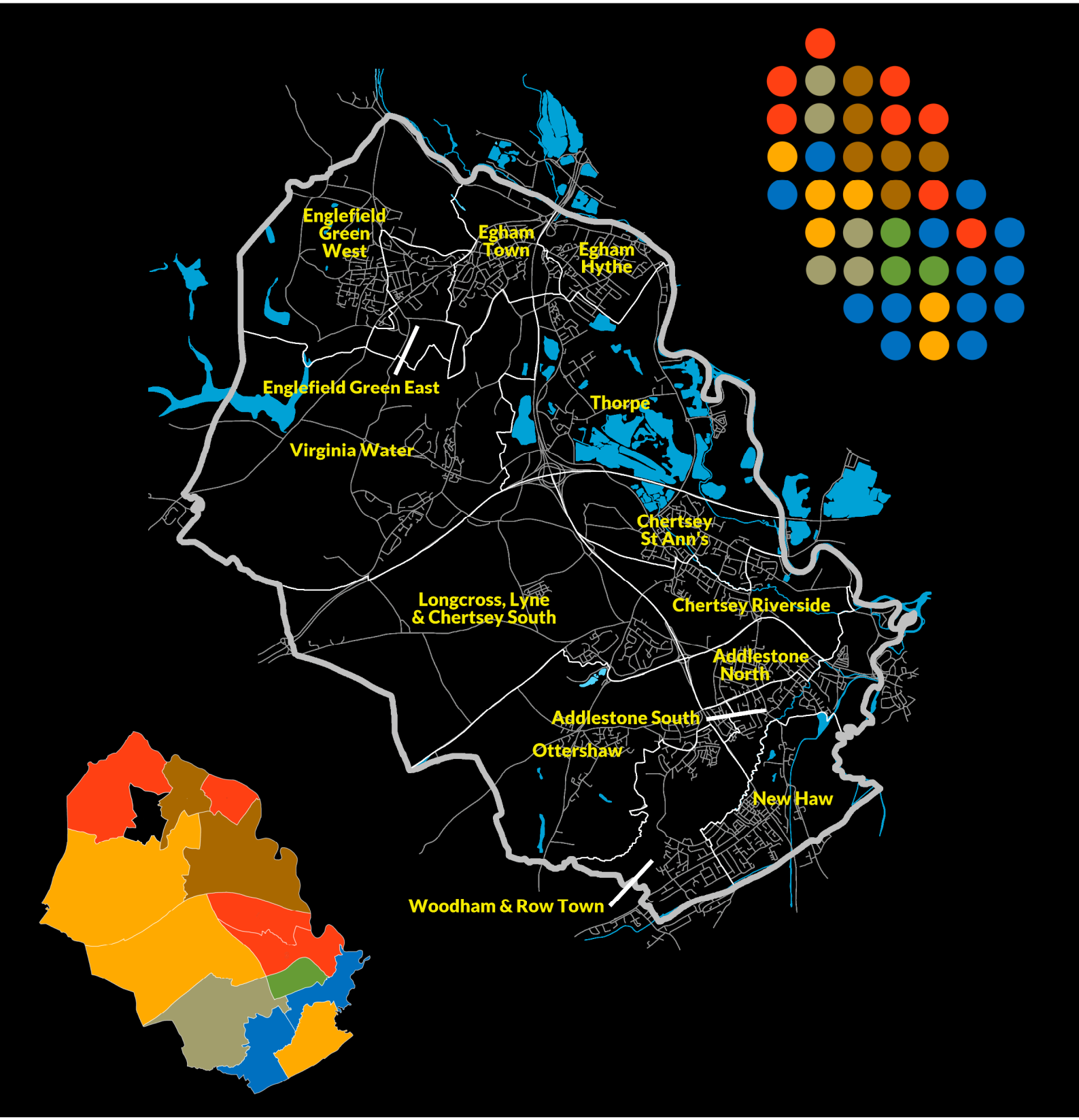

Electoral history of Runnymede

	seats	%votes	seats	%votes	seats	%votes	seats	%votes	Total	Majority
2024	13	32.0	8	23.6	6	21.7	14	22.7	14	
2023	20	36.9	4	21.7	4	19.2	13	22.2	14	
2022	24	37.9	3	15.3	3	15.1	11	31.7	14	7
2021	27	45.0	1	16.9	3	14.0	10	24.2	13	13
2019	26	37.2	2	19.8	3	11.0	10	32.0	41	11
2018	34	47.4	1	24.4	0	6.9	7	21.3	14	26
2016	36	49.0	0	19.7	0	4.1	6	27.2	14	30
2015	36	51.9	0	19.2	0	0.6	6	28.3	14	30
2014	35	40.6	0	18.3	0	2.2	7	39.0	14	28
2012	36	48.6	0	19.8	0	7.0	6	26.6	14	30
2011	36	53.7	0	17.7	0	8.6	6	20.0	14	30
2010	36	55.0	0	10.0	0	19.1	6	15.9	14	30
2008	36	59.3	0	13.7	0	6.7	6	20.2	14	30
2007	36	55.1	0	12.9	0	11.1	6	20.9	14	30
2006	36	55.1	0	15.1	0	13.4	6	16.4	14	30
2004	33	51.7	3	17.7	0	0.0	6	30.5	14	24
2003	32	55.2	4	20.8	0	10.3	6	13.7	14	22
2002	32	57.1	4	22.9	0	94	6	10.7	14	22
2000	33	50.7	3	25.1	0	13.7	6	8.4	42	24
1999	25	50.5	9	28.4	2	11.8	6	10.2	14	8
1998	23	46.0	12	30.0	1	14.7	6	9.3	14	4
1996	21	47.3	14	31.5	1	12.6	6	8.7	14	
1995	23	41.4	12	34.7	1	13.5	6	10.4	14	4
1994	26	40.1	9	26.5	1	21.1	6	12.2	14	10
1992	28	54.9	7	28.9	0	8.4	7	7.8	13	14
1991	26	48.9	9	26.0	0	13.7	7	11.4	14	10
1990	26	44.5	8	30.8	1	6.4	7	18.3	14	10
1988	25	43.1	8	28.5	3	13.7	6	14.7	14	8
1987	25	47.7	8	19.3	3	23.5	6	9.5	14	8
1986	25	40.8	8	25.2	3	21.4	6	12.7	14	8
1984	30	43.8	6	27.0	1	15.8	5	13.5	14	18
1983	32	50.6	6	19.4	1	21.9	3	8.0	14	22
1982	30	46.4	6	16.1	2	27.8	4	9.8	14	18
1980	31	48.6	7	28.6	1	17.2	3	5.7	14	20
1979	31	50.2	7	22.8	1	21.1	3	5.9	14	20
1978	30	58.8	7	22.5	2	14.4	3	4.3	14	18
1976	31	49.5	7	26.0	1	17.4	3	7.1	42	20
1973	23	39.3	15	32.8	0	23.7	2	4.2	40	6

Ward history of Runnymede

	Addlestone North	Addlestone South	Chertsey Riverside	Chertsey St Ann's	Egham Hythe	Egham Town	Englefield Green East	Englefield Green West	Longcross, Lyne and Chertsey South	New Haw	Ottershaw	Thorpe	Virginia Water	Woodham and Row Town
		4	6		4	4	3			5			4	
1973														
		4					1							
1976														
1978														
1979														
1980														
1982														
1983														
1984														
1986														
1987														
1988														
1990														
1991														
1992														
1994														
1995														
1996														
1998														
1999														
2000														
2002														
2003														
2004														
2006														
2007														
2008														
2010														
2011														
2012														
2014														
2015														
2016														
2018														
2019														
2021														
2022														
2023														
2024														

Addlestone North
Runnymede and Weybridge

Priya D. Mehta	**Grn**	**496**	**39.8**	**+16.5**
Tommy Traylen	Con	321	25.8	- 21.1
June P. Tilbury	Lab	188	15.1	- 3.7
Stewart M. Mackay	Ref	151	12.1	
Stuart A. Lawrence	LD	89	7.1	- 1.2

Addlestone South
Runnymede and Weybridge

***John R. Furey**	**Con**	**605**	**42.0**	**- 15.6**
Elaine Percival	Lab	596	41.4	+14.6
Theresa L. Burton	LD	240	16.7	+ 1.1

Chertsey Riverside
Runnymede and Weybridge

Cai G. Parry	**Lab**	**653**	**45.9**	**+22.6**
John Osborn	Con	538	37.8	- 16.9
Elaine Brindley	Grn	122	8.6	
Liam A. Elvish	LD	110	7.7	- 7.2

Chertsey St Ann's
Runnymede and Weybridge

Mark H. Williams	**Lab**	**654**	**47.2**	**+28.5**
*Myles L. Willingale	Con	480	34.7	- 17.9
Annabel M. Jones	LD	150	10.8	- 3.5
Vicky Flyn	Grn	101	7.3	- 7.1

Egham Hythe
Runnymede and Weybridge

Ricky Milstead	**Lab**	**758**	**53.8**	**+12.9**
Tanya G. Solomon	Con	535	37.9	- 4.7
Deshveen K. Mangat		117	8.3	

Egham Town
Runnymede and Weybridge

Geeta Moudgil	**Res**	**735**	**50.6**	**- 2.3**
Mark R. Adams	Con	303	20.9	- 0.6
Jocelyn M. Boxall	Lab	251	17.3	- 3.2
Ian D. Heath	LD	112	7.7	+ 2.6
Timothy G. Hayes	Grn	52	3.6	

Englefield Green East
Windsor

No election in 2024

Englefield Green West
Windsor

Paul Gahir	**Lab**	**370**	**32.9**	**+11.9**
Wendy Locker	Con	332	29.5	- 18.2
Amanda Willis		322	28.6	
Bob Bramley	Ref	101	9.0	

Longcross, Lyne and Chertsey South
Runnymede and Weybridge

Kevin T. Lee	**LD**	**645**	**70.0**	**+ 24.3**
Steve Vise	Con	276	30.0	- 10.5

New Haw
Runnymede and Weybridge

Ken Graham	**LD**	**1,223**	**72.7**	**+29.1**
Howard A. Freeman	Con	347	20.6	- 25.8
Martin Robson	Grn	85	5.1	
Gian Palermiti	Her	28	1.7	

Ottershaw
Runnymede and Weybridge

***Carl J. Mann**		**727**	**61.0**	**+16.0**
Anne Emerson-Miller	Lab	274	23.0	+ 9.8
Peter A. Chiverton	Grn	99	8.3	
David C. Charlton	LD	92	7.7	+ 1.4

Thorpe
Runnymede and Weybridge

***Margaret T. Harnden**	**Res**	**665**	**47.4**	**- 3.6**
Roberto Buono	Con	491	35.0	- 1.2
Benjamin W. Niblett	Lab	189	13.5	+ 2.5
Cheryl S. Smith-Wright	LD	58	4.1	- 0.1

Virginia Water
Windsor

Karin Rowsell	**LD**	**808**	**50.8**	**+26.9**
Lewis G. Virgo	Con	699	43.9	+ 1.8
Maciej Pawlik	Grn	84	5.3	

Woodham and Rowtown
Runnymede and Weybridge

***Scott A. Lewis**	**Con**	**919**	**45.8**	**- 12.7**
Pippa Tucker-Brown	**Con**	**854**	**42.6**	
Jennifer J. Coulon	LD	435	21.7	+10.1
Harry T. Hurst	Lab	365	18.2	+ 4.9
Deborah A. Hepburn	Grn	253	12.6	
Rachel B. Bear	Her	67	3.3	

Summary of results: Runnymede

	Year	Elec	%Poll	Con	Lab	LD	Grn	Res	Ind	Other
Addlestone North	2024	4,416	28.4	25.8	15.1	7.1	39.8			12.1
	2023	4,368	31.6	37.5	16.6	6.3	39.7			
	2022	4,353	29.9	37.2		7.9	40.6		14.4	
	2021	4,435	30.5	46.9	18.8	8.3	23.3			2.6
Addlestone South	2024	4,813	30.5	42.0	41.4	16.7				
	2023	4,814	30.6	41.7	36.3	12.2	9.8			
	2022	4,852	28.6	44.3	24.6	18.2	12.8			
	2021	4,968	30.1	57.6	26.8	15.6				
Chertsey Riverside	2024	4,597	31.2	37.8	45.9	7.7	8.6			
	2023	4,605	29.4	41.9	38.5	11.7	7.9			
	2022	4,552	27.0	39.1	27.4	22.0	11.5			
	2021	4,520	29.0	54.7	23.3	14.9			7.2	
Chertsey St Ann's	2024	4,700	29.9	34.7	47.2	10.8	7.3			
	2023	4,769	30.3	45.1	36.5	11.6	6.7			
	2022	4,879	30.2	34.3	19.9	13.0			32.7	
	2021	4,933	29.8	52.6	18.7	14.3	14.4			
Egham Hythe	2024	4,869	29.2	37.9	53.8		8.3			
	2023	4,880	30.8	41.5	49.8		3.3			5.4
	2022	5,052	28.6	42.2	57.8					
	2021	5,117	32.1	42.6	40.9				16.5	
Egham Town	2024	4,595	31.7	20.9	17.3	7.7	3.6	50.6		
	2023	4,370	33.0	14.8	14.9	5.7		64.6		
	2022	4,523	33.1	18.7	15.0	4.8	6.1	55.4		
	2021	4,915	35.6	21.5	20.5	5.1		52.9		
Englefield Green East	2023	2,446	33.2	23.2	13.9	8.4			54.5	
	2022	2,677	30.0	27.1	19.8	7.2			45.9	
Englefield Green West	2024	3,698	30.5	29.5	32.9			9.0	28.6	
	2023	3,796	30.1	46.1	53.9					
	2022	3,967	27.7	35.1	36.8				28.2	
	2021	4,301	27.1	47.7	21.0		17.0		14.3	
Longcross, Lyne and Chertsey South	2024	2,917	32.3	30.0		70.0				
	2023	2,803	33.7	26.8		73.2				
	2022	2,695	35.8	31.2		68.8				
	2021	2,671	39.4	40.5		45.7			13.8	
New Haw	2024	4,728	35.9	20.6		727	5.1			1.7
	2023	4,742	36.9	30.6		64.7	3.9			0.9
	2022	4,877	28.3	48.1					47.5	4.4
	2021	4,936	30.5	56.4		43.6				
Ottershaw	2024	4,863	32.6		23.0	7.7	8.3		61.0	
	2023	4,814	34.3	26.2	13.1	8.1	7.2		45.4	
	2022	4,853	35.2	25.1		8.2			66.8	
	2021	4,896	39.0	35.5	13.2	6.3			45.0	
Thorpe	2024	4,218	33.4	35.0	13.5	4.1		47.4		
	2023	4,312	32.2	28.6	12.9	5.1		53.5		
	2022	4,347	34.7	28.0	14.0	4.9		53.1		
	2021	4,398	40.2	33.8	11.0	4.2		51.0		
Virginia Water	2024	4,250	37.9	43.9		50.8	5.3			
	2023	4,295	38.8	47.5	6.4	38.9	2.9		4.3	
	2022	4,345	36.8	56.7	7.3	36.0				
	2021	4,394	38.6	42.1	9.6	23.9			24.4	
Woodham and Rowtown	2024	4,854	34.4	46.6	18.5	22.1	12.8			
	2023	4,831	34.6	55.5	14.9	20.4	9.2			
	2022	4,892	35.0	55.1		28.7	16.2			
	2021	4,942	37.9	59.5	13.3	11.6			15.6	

Rushmoor

3 ▼8	15	9 ▲7	21	1 ▲1	3	0 ◆	0	0 ◆	0

Labour gain from Conservatives - majority: 3 seats



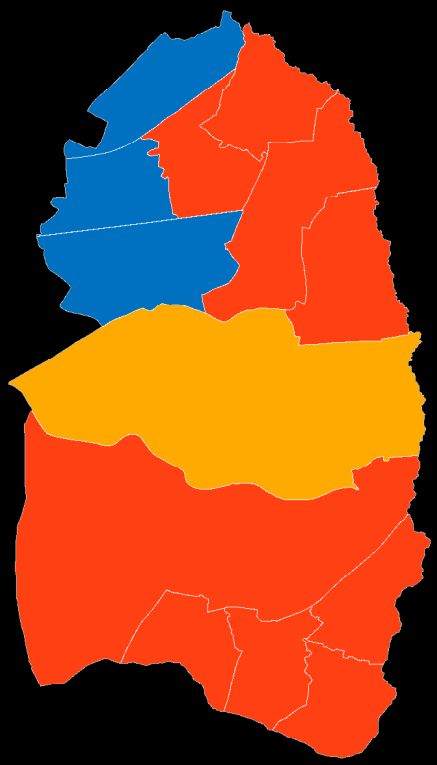

Electoral history of Rushmoor

	seats	%votes	seats	%votes	seats	%votes	seats	%votes	Total	Majority
2024	15	36.5	21	47.7	3	10.9	0	4.9	13	3
2023	23	37.1	14	46.8	2	14.2	0	2.0	13	6
2022	28	45.4	9	38.9	2	15.7	0	0.0	13	17
2021	28	53.4	9	32.2	2	13.6	0	0.8	13	17
2019	26	41.9	11	29.5	2	11.0	0	17.5	13	13
2018	25	47.2	11	35.9	1	12.2	2	4.8	13	11
2016	26	40.0	10	24.6	0	8.0	3	27.4	13	13
2015	26	46.3	11	23.1	0	4.2	2	26.4	13	13
2014	24	43.9	12	28.4	0	4.5	3	23.1	13	9
2012	25	44.5	11	28.1	0	17.3	3	10.2	39	11
2011	32	54.2	6	24.2	4	18.8	0	2.7	14	22
2010	30	45.0	6	15.9	6	35.3	0	3.8	14	18
2008	29	52.6	5	14.3	8	29.2	0	3.9	14	16
2007	28	48.6	5	14.8	8	30.7	1	5.8	14	14
2006	24	45.7	5	14.6	11	30.4	2	9.5	14	6
2004	24	43.7	5	17.5	12	31.2	1	7.7	14	6
2003	25	44.8	6	17.5	10	33.2	1	4.6	14	8
2002	25	43.0	6	21.2	10	27.7	1	8.2	42	8
2000	24	48.0	10	17.8	10	28.2	1	6.0	15	3
1999	18	42.4	13	23.7	14	29.8	0	4.1	15	
1998	17	45.7	14	26.5	14	26.3	0	1.6	15	
1996	13	34.4	14	30.6	18	33.4	1	1.7	15	
1995	18	34.0	11	32.7	15	32.1	1	1.2	15	
1994	24	37.0	8	23.6	13	37.3	0	2.0	15	3
1992	30	53.8	6	15.2	9	31.0	0	0.0	15	15
1991	30	47.9	7	20.4	8	29.2	0	2.6	15	15
1990	32	41.8	5	28.1	8	28.2	0	2.0	15	19
1988	32	50.6	5	21.8	8	28.6	0	1.0	15	19
1987	31	53.7	6	15.2	8	31.2	0	0.0	15	17
1986	30	43.9	6	25.1	9	31.0	0	0.0	15	15
1984	31	45.0	9	28.0	5	27.0	0	0.0	15	17
1983	29	48.7	10	26.8	5	22.9	1	1.6	15	13
1982	23	43.8	12	24.8	7	27.8	3	3.7	15	1
1980	22	36.2	11	33.0	6	20.2	6	10.6	15	
1979	29	49.8	6	29.6	4	7.7	6	12.9	45	13
1976	30	43.7	5	24.6	4	14.9	4	16.8	43	17
1973	20	44.1	9	30.4	7	8.0	7	17.5	43	

Ward history of Rushmoor

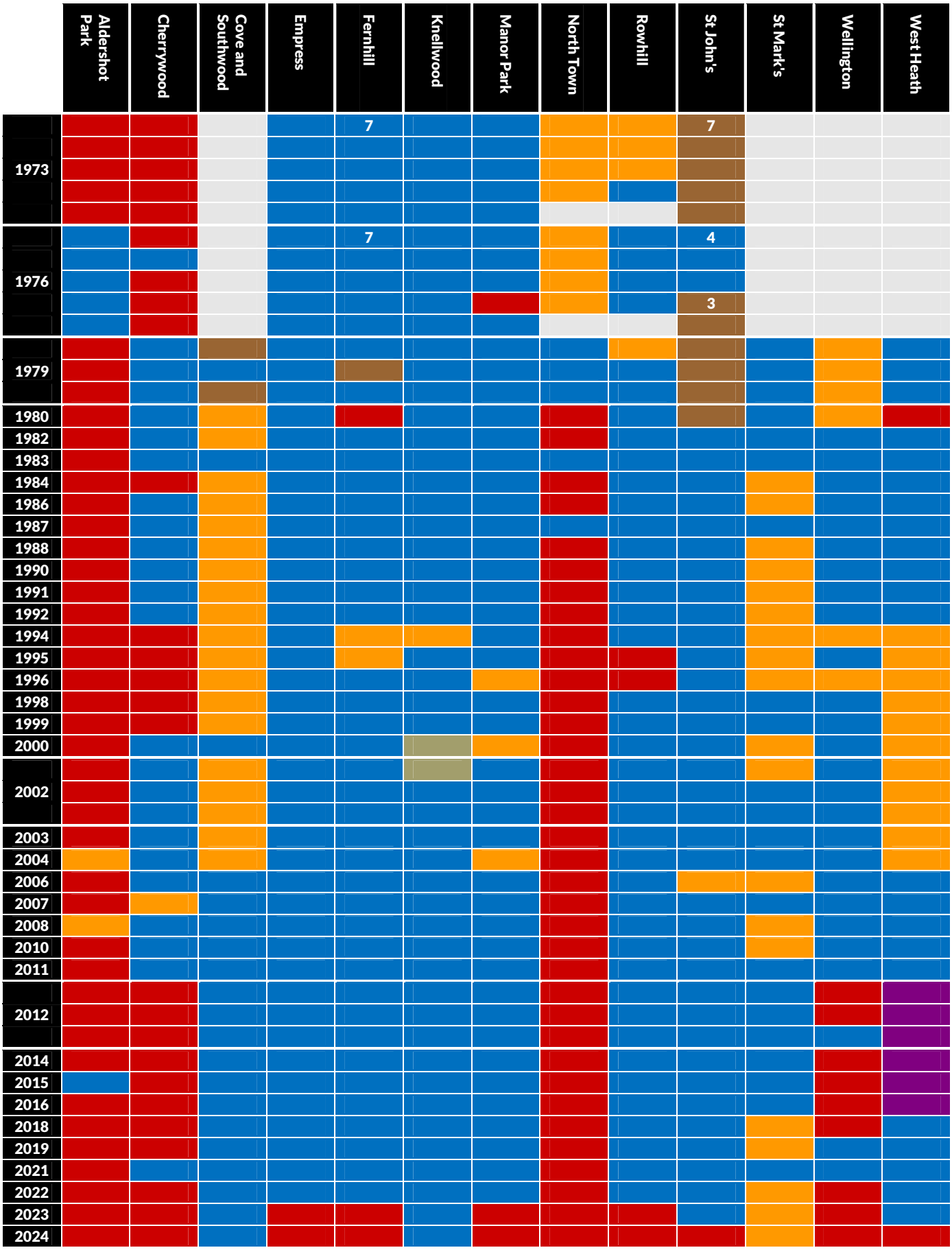

Aldershot Park
Aldershot

***Michael J. Roberts**	**Lab**	**911**	**68.4**	**+16.8**
Peter I.C. Crerar	Con	325	24.4	- 17.4
Tom Mortimer	TUSC	95	7.1	

Cherrywood
GAIN

Aldershot

William D.O'Donovan	**Lab**	**949**	**61.5**	**+14.2**
*Nem B. Thapa	Con	498	32.3	- 20.4
Olive J.O'Dowd-Booth	LD	96	6.2	

Cove and Southwood
Aldershot

***Susan M. White**	**Con**	**940**	**49.5**	**- 15.4**
Rebecca S.Miles	Lab	758	39.9	+19.2
Emily R. Mitchell	LD	202	10.6	- 3.9

Empress
GAIN

Aldershot

Julie M. Hall	**Lab**	**896**	**45.3**	**+23.2**
*Marina Munro	Con	692	35.0	- 15.9
Aidan D. Lunn	LD	237	12.0	- 8.7
Ian M.B. Simpson	Ref	151	7.6	+ 6.5

Fernhill
Aldershot

Stephen J.D. Harden	**Con**	**765**	**45.8**	**- 26.4**
Julia L. Warner	Lab	758	45.3	+17.5
Brian F. Blewett	LD	149	8.9	

Knellwood
Aldershot

***Paul G. Taylor**	**Con**	**882**	**40.5**	**- 15.0**
Tadeusz O. Cragg	Lab	740	34.0	+17.3
Mark Trotter	LD	469	21.6	- 3.6
Kevin R. Joyce	Her	85	3.9	

Manor Park
GAIN

Aldershot

Ivan R.J. Whitmee	**Lab**	**1,034**	**46.4**	**+14.2**
Jib N. Belbase	Con	927	41.6	- 15.3
Brian K. Lyons	Ref	215	9.6	
Agnieszka Cieskowska	TUSC	52	2.3	

North Town
GAIN

Aldershot

***Keith Dibble**	**Lab**	**1,118**	**82.4**	**+18.0**
William G. Withers	Con	238	17.6	- 12.5

Rowhill
GAIN

Aldershot

Lisa C. Greenway	**Lab**	**998**	**51.9**	**+15.2**
*Maurice L. Sheehan	Con	515	26.8	- 17.3
Kevin Betsworth	Ref	243	12.6	
Alan R. Hilliar	LD	130	6.8	- 11.4
Zack J. Culshaw	Ind	21	1.1	
Daniel Warrington	TUSC	16	0.8	

St John's
GAIN

Aldershot

Thomas W. Day	**Lab**	**806**	**48.5**	**+16.0**
Rodney M. Cooper	Con	711	42.8	- 24.7
Mark S. Goodwin	LD	145	8.7	

St Mark's
GAIN

Aldershot

Leola J. Card	**LD**	**863**	**49.1**	**+ 9.0**
*Diane B. Bedford	Con	566	32.2	- 12.4
Madi Jabbi	Lab	330	18.8	+ 3.3

Wellington
GAIN

Aldershot

Alexander Crawford	**Lab**	**744**	**57.4**	**+19.8**
Bishal Gurung	Con	503	38.8	- 16.1
Ryan C. Lyddall	TUSC	49	3.8	

West Heath
GAIN

Aldershot

Rhian L. Jones	**Lab**	**697**	**40.8**	**+15.1**
*Gaillard E.M. Hope	Con	656	38.4	- 18.2
Gary A. Cowd	Ref	185	10.8	
Charles Fraser-Fleming	LD	171	10.0	- 7.6

Summary of results: Rushmoor

	Year	Elec	%Poll	Con	Lab	LD	Grn	Ind	Other
Aldershot Park	2024	5,050	26.8	24.4	68.4				7.1
	2023	5,067	27.3	21.8	72.0	6.2			
	2022	5,083	27.8	40.1	59.9				
	2021	5,141	30.0	41.8	51.6	6.7			
Cherrywood	2024	5,009	31.0	32.3	61.5	6.2			
	2023	5,095	28.9	32.1	67.9				
	2022	5,144	34.0	42.0	58.0				
	2021	5,222	32.9	52.7	47.3				
Cove and Southwood	2024	5,543	34.5	49.5	39.9	10.6			
	2023	5,436	30.5	48.2	29.7	14.9	7.1		
	2022	5,375	31.0	52.3	25.1	22.5			
	2021	5,325	37.1	64.9	20.7	14.5			
Empress	2024	4,811	41.5	35.0	45.3	12.0			7.6
	2023	4,663	37.8	33.8	40.3	21.2			4.7
	2022	4,582	35.0	46.5	32.3	21.2			
	2021	4,573	40.6	50.9	22.1	20.7		5.2	1.1
Fernhill	2024	5,146	32.7	45.8	45.3	8.9			
	2023	5,112	30.5	37.5	52.8	9.7			
	2022	5,232	26.8	50.8	28.1	21.1			
	2021	5,289	30.1	72.2	27.8				
Knellwood	2024	5,633	38.9	40.5	34.0	21.6			3.9
	2023	5,600	40.1	38.6	28.4	27.8			5.1
	2022	5,607	38.7	50.1	21.8	28.0			
	2021	5,640	43.0	55.5	16.7	25.2			2.7
Manor Park	2024	5,591	40.1	41.6	46.4			9.6	2.3
	2023	5,488	37.0	45.5	54.5				
	2022	5,542	34.3	45.8	41.4	12.7			
	2021	5,685	38.6	56.9	32.2	10.9			
North Town	2024	5,149	26.8	17.6	82.4				
	2023	5,006	28.0	21.7	73.5	4.8			
	2022	4,981	29.8	30.2	69.8				
	2021	4,910	35.1	30.1	64.4	5.5			
Rowhill	2024	5,024	38.5	26.8	51.9	6.8		1.1	14.5
	2023	4,981	36.0	37.1	48.7	14.3			
	2022	5,015	35.1	40.5	38.0	21.4			
	2021	5,042	39.3	45.1	36.7	18.2			
St John's	2024	4,984	33.7	42.8	48.5	8.7			
	2023	4,966	33.4	45.4	44.6	10.0			
	2022	4,966	31.8	53.7	46.3				
	2021	5,050	34.5	67.5	32.5				
St Mark's	2024	5,296	29.6	32.2	18.8	49.1			
	2023	5,277	30.4	34.7	16.8	48.5			
	2022	5,208	33.8	40.6	14.9	44.5			
	2021	5,230	33.6	44.6	15.3	40.1			
Wellington	2024	4,801	27.2	38.8	57.4				3.8
	2023	4,533	25.5	35.9	56.5	5.7			1.9
	2022	4,277	25.3	43.6	56.4				
	2021	4,028	26.8	54.9	37.6	7.6			
West Heath	2024	4,760	36.0	38.4	40.8	10.0			10.8
	2023	4,767	31.9	41.9	40.1	12.8	5.1		
	2022	4,821	31.6	52.4	28.4	19.3			
	2021	4,903	36.8	56.6	25.7	17.6			

St Albans

1 ▼1	3	1 ▲2	2	15 ▼1	47	1 ▲1	3	0 ◆	1

Liberal Democrats retain control - majority: 38 seats

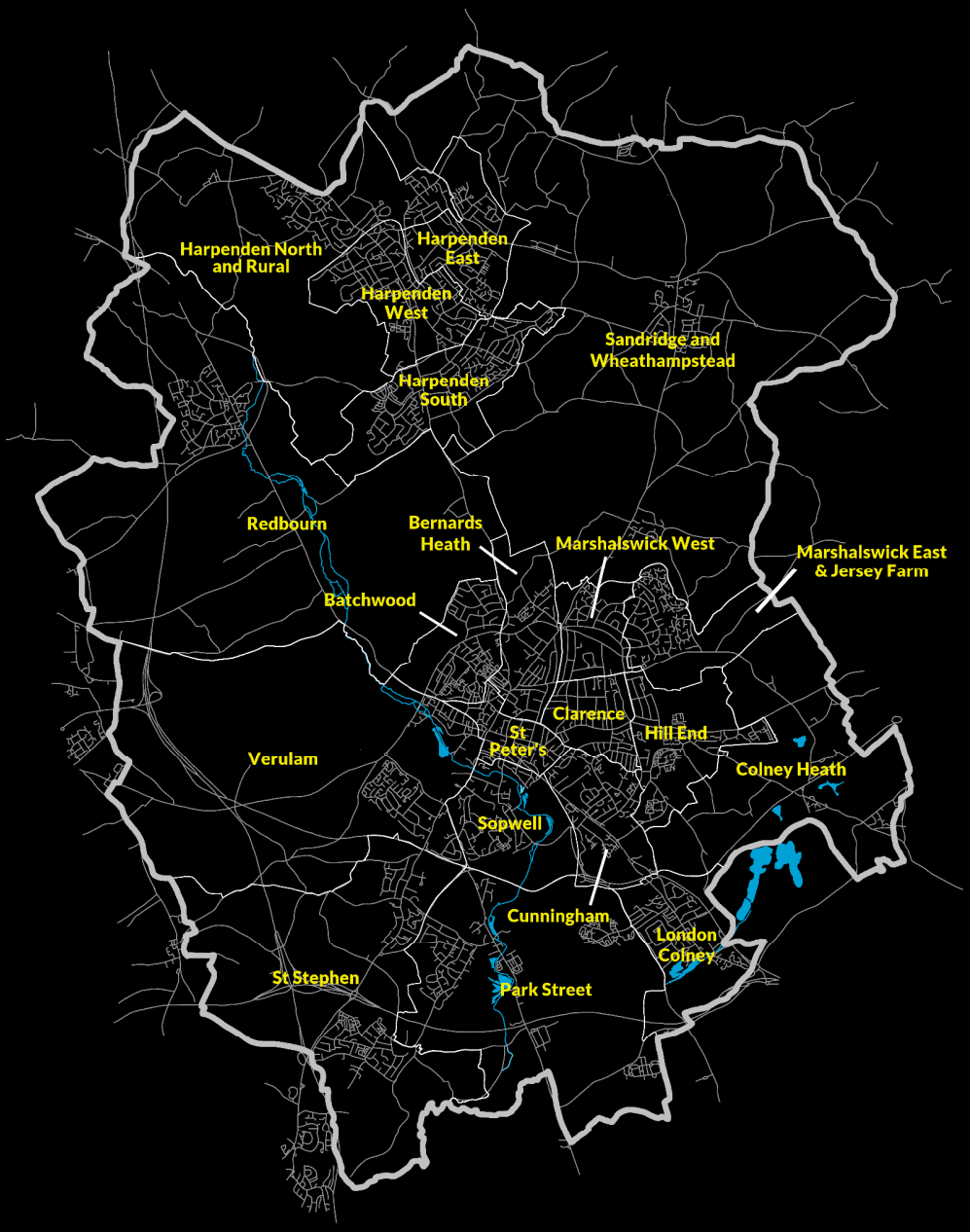



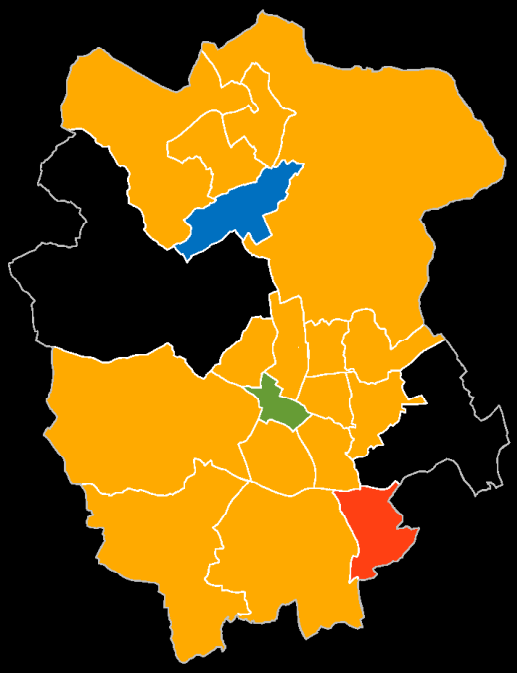

Electoral history of St Albans

	seats	%votes	seats	%votes	seats	%votes	seats	%votes	Total	Majority	
2024	3	22.8	2	11.0	47	49.3	4	16.9	18	38	●
2023	4	26.9	0	9.8	48	50.3	4	13.0	18	40	●
2022	4	24.0	0	10.5	50	47.9	2	17.7	56	44	●
2021	22	32.9	3	11.1	31	42.0	2	13.9	18	4	●
2019	23	30.3	6	14.6	26	42.1	3	12.9	20		
2018	31	37.0	6	19.4	19	35.4	2	8.2	20	4	●
2016	32	35.9	7	21.2	17	25.4	2	17.5	18	6	●
2015	32	43.6	8	18.5	16	23.0	2	14.9	20	6	●
2014	29	36.6	10	19.6	17	23.6	2	20.2	20		
2012	29	37.4	8	20.8	19	26.0	2	15.9	18		
2011	29	43.0	3	19.4	24	29.3	2	8.2	20		
2010	24	42.0	3	14.1	30	38.2	1	5.5	20	2	●
2008	22	43.2	5	12.6	30	34.3	1	9.9	18	2	●
2007	19	41.1	8	13.1	29	38.6	2	16.6	20		
2006	18	41.7	8	14.6	31	35.7	1	8.1	20	4	●
2004	17	39.6	11	17.1	29	38.2	1	5.2	18		
2003	21	35.9	13	19.4	23	44.5	1	0.2	20		
2002	20	36.3	15	23.7	22	39.7	1	0.3	20		
2000	18	39.4	15	24.0	24	33.4	1	3.3	18		
1999	21	34.1	16	29.8	21	35.7	0	0.5	58		
1998	11	32.6	16	30.8	30	36.5	0	0.0	19	3	●
1996	5	28.7	11	33.7	39	37.5	2	0.0	19	21	●
1995	13	26.0	10	31.2	34	41.8	0	1.0	19	11	●
1994	19	23.1	9	25.3	29	49.8	0	1.8	19	1	●
1992	23	43.7	10	19.8	23	34.8	1	1.7	19		
1991	27	37.0	9	21.3	20	36.5	1	5.3	19		
1990	31	33.1	8	26.6	17	29.8	0	10.5	19	5	●
1988	32	49.2	8	20.0	17	30.4	0	0.3	19	7	●
1987	25	44.8	7	14.6	24	39.7	1	0.9	19		
1986	23	38.2	8	18.2	25	39.6	1	4.0	19		
1984	25	41.4	7	16.2	23	40.2	2	2.3	19		
1983	30	47.5	9	17.1	17	32.2	1	3.2	19	3	●
1982	29	44.0	10	15.8	15	39.2	3	1.0	19	1	●
1980	37	47.8	11	27.5	5	19.9	4	4.9	19	17	●
1979	43	47.0	8	26.4	2	16.1	4	10.6	57	29	●
1976	45	52.6	6	28.0	1	15.5	2	3.6	54	36	●
1973	32	44.9	14	33.5	7	18.4	1	3.2	54	10	●

Ward history of St Albans

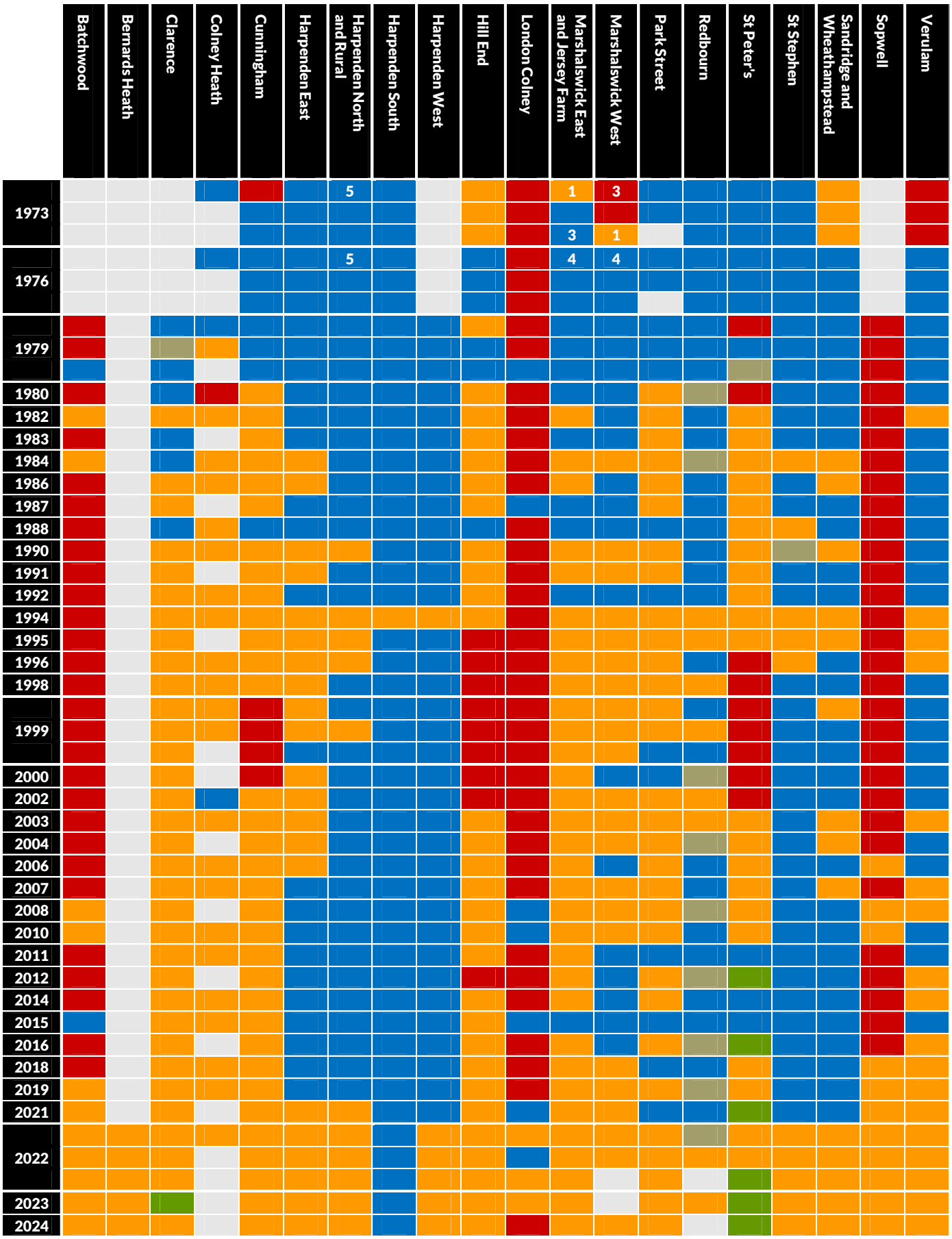

Ward boundaries in St Albans were changed in 2022 resulting in all-out elections that year. As a result, vote share changes are with 2022, not 2021, for this council

Batchwood
St Albans

Lynn Cunningham	**LD**	**1,015**	**40.0**	**- 12.2**
Damian F. Gaskin	Grn	928	36.5	+23.2
Joshua C. Varghese	Con	256	10.1	- 6.6
Malachy Pakenham	Lab	255	10.0	- 7.9
Gerald D.R.A. Foster	Ind	85	3.3	

Batchwood by-election

Sinead K. Howland	**LD**	**970**	**59.1**
Matthew Thomas	Grn	432	26.3
Janet Smith	Lab	240	14.6

Bernards Heath
St Albans

***Jeremy D. Levy**	**LD**	**1,257**	**55.8**	**+ 2.2**
John W. Page	Con	305	13.5	- 6.1
Gabriel C.B. Roberts	Grn	267	11.9	- 3.6
Jane Cloke	Lab	229	10.2	- 1.1
Gaggan Dhaliwal-Smedley	Ind	194	8.6	

Clarence
St Albans

Joanna P. Meaden	**LD**	**1,347**	**46.6**	**- 6.2**
Lucy C. Swift	Grn	1,211	41.9	+20.9
Carolyn A. Bolton	Con	166	5.7	- 6.0
Martin G. McGrath	Lab	164	5.7	- 7.8

Colney Heath
St Albans

No election in 2024

Cunningham
St Albans

***Roland J. Everall**	**LD**	**1,189**	**56.7**	**- 1.7**
Jordan Sweeny	Con	284	13.5	- 3.4
John M. Paton	Lab	281	13.4	0.0
Caroline Hall	Grn	220	10.5	- 0.8
Larraine Charters	Ref	123	5.9	

Harpenden East
Harpenden and Berkhamsted

*** Paul D. De Kort**	**LD**	**1,081**	**54.4**	**+ 3.7**
Kieran Mitchell	Con	539	27.1	- 2.5
Neil J. Mulcock	Lab	197	9.9	+ 1.9
Louise M. Schlich	Grn	170	8.6	- 3.2

Harpenden North and Rural
Harpenden and Berkhamsted

Beth L. Fisher	**LD**	**1,161**	**53.7**	**- 0.4**
Samuel Spiri	Con	662	30.6	+ 0.1
Ross J. Harper	Lab	186	8.6	+ 1.8
Mario A. May	Grn	152	7.0	- 1.6

Harpenden South
Harpenden and Berkhamsted

Matthew R. Cowley	**Con**	**1,097**	**46.2**	**+ 1.8**
Denise De Mattos Bowser	LD	1,039	43.7	+ 7.1
James E. Morrell	Lab	146	6.1	- 4.9
Gordon Baisley	Grn	94	4.0	- 6.0

Harpenden West
Harpenden and Berkhamsted

***John N.P. Galvin**	**LD**	**1,327**	**49.1**	**+ 2.4**
Alexandra Harisha-Clark	Con	1,027	38.0	+ 2.0
Victoria A. Thompson	Lab	220	8.1	+ 1.5
Kyle D. Riley	Grn	131	4.8	- 6.0

Hill End
Hitchin and Harpenden

***Anthony F. Rowlands**	**LD**	**1,584**	**70.5**	**+15.6**
Sudha Bharadia	Con	256	11.4	- 1.9
Maraianne R. Jordan	Grn	223	9.9	- 0.5
Steven R. Clark	Lab	185	8.2	- 1.2

London Colney
St Albans

Michael J. Hobday	**Lab**	**835**	**39.6**	**+13.2**
Karl L. Mugele	LD	487	23.1	- 10.6
Simon J. Calder	Con	463	22.0	- 9.8
Eleanor F. Jackson	Ref	164	7.8	
Matthew R. Maddock	Grn	160	7.6	- 0.5

London Colney by-election

Emma B. Turnbull	**Lab**	**684**	**46.5**
Oluwasheun D. Onamusi	LD	433	29.5
James A. Killen	Con	268	18.2
Rosalind M. Paul	Grn	85	5.8

Marshalswick East and Jersey Farm
47% Harpenden and Berkhamsted, 53% St Albans

Rehana Ahmed	**LD**	**1,169**	**48.9**	**- 1.0**
Frances M. Leonard	Con	855	35.8	+ 3.7
James R. Lomas	Grn	187	7.8	- 1.5
Nicholas H. Pullinger	Lab	178	7.5	- 0.9

Marshalswick West
4% Harpenden and Berkhamsted, 96% St Albans

***Simon R. Mostyn**	**LD**	**1,035**	**63.0**	**+ 4.9**
Don D.Ratnasekera	Con	342	20.8	- 14.9
Rachel A.M. Timbs	Grn	158	9.6	+ 1.6
Sarah L. Heiser	Lab	108	6.6	- 2.7

Park Street
St Albans

Theresa L. Smith	**LD**	**1,087**	**50.7**	**+ 3.7**
Richard P. Curthoys	Con	519	24.2	- 11.5
Roger J.C. Gray	Ref	201	9.4	
Laurence S. Chester	Lab	178	8.3	- 1.0
Mark S. Park-Crowne	Grn	159	7.4	- 0.6

Redbourn
Harpenden and Berkhamsted

No election in 2024

St Peter's
St Albans

Juliet C. Voisey	**Grn**	**918**	**43.9**	**+ 6.7**
Naina Bloom	LD	758	36.3	- 2.9
David J. Byatt	Lab	225	10.8	- 3.5
Graham S. Leonard	Con	190	9.1	- 0.2

St Stephen
2% Harpenden and Berkhamsted, 98% St Albans

***Giles L. Fry**	**LD**	**1,066**	**43.4**	**- 0.1**
James E. Cook	Con	866	35.3	- 0.4
Janet E. Blackwell	Lab	216	8.8	- 0.4
David E. Thurston	Ref	163	6.6	
Meryl Burleigh	Grn	145	5.9	- 1.6

Sandridge and Wheathampstead
Harpenden and Berkhamsted

Owain A. McKenzie	**LD**	**1,003**	**42.3**	**+ 0.6**
Guillermo C. Duran	Con	743	31.3	- 4.4
Hannah Hill	Lab	349	14.7	+ 3.3
Daniele Durant-Taylor	Grn	277	11.7	+ 1.0

Sandridge and Wheathampstead by-election

Simon R. Johns	**LD**	**990**	**82.0**
Oliver J. Hitch	Grn	217	18.0

Sopwell
St Albans

Jesus Pastor Marin	**LD**	**968**	**50.5**	**+ 0.8**
Iain C. Grant	Lab	376	19.6	+ 1.6
Deborah McGettrick	Grn	226	11.7	+ 1.0
Heath C. Rench	Con	203	10.6	- 0.9
Lexine Savva	Ref	125	7.4	
Mark A. Ewington	Comm	17	0.9	

Verulam
75% Harpenden and Berkhamsted, 25% St Albans

***Edgar Hill**	**LD**	**1,606**	**62.2**	**+ 6.0**
June A. Reid	Con	555	21.5	- 3.5
Candida J. Whittome	Grn	231	8.9	- 2.0
Robert G. Meade	Lab	191	7.4	- 0.5

Summary of results: St Albans

	Year	Elec	%Poll	Con	Lab	LD	Grn	Ind	Other
Batchwood	2024	5,637	41.2	10.1	10.0	40.0	36.5	3.3	
	2023	5,584	37.8	14.7	16.4	56.4	10.2		2.3
	2022	5,623	44.3	16.7	17.9	52.2	13.3		
	2021	5,577	45.7	20.1	19.1	52.0	7.5		1.4
Bernards Heath	2024	5,892	38.4	13.5	10.2	55.8	11.9	8.6	
	2023	5,796	40.6	17.4	10.2	60.7	11.8		
	2022	5,779	46.7	19.6	11.3	53.6	15.5		
Clarence	2024	6,134	47.3	5.7	5.7	46.6	41.9		
	2023	6,089	48.6	6.7	6.6	35.8	50.9		
	2022	6,099	50.8	12.7	13.5	52.8	21.0		
	2021	5,497	48.7	14.6	6.5	61.7	17.2		
Colney Heath	2022	2,103	37.3	28.8		62.1	9.0		
Cunningham	2024	5,677	37.1	13.5	13.4	56.7	10.5		5.9
	2023	5,660	38.3	19.0	13.6	59.6	7.8		
	2022	5,683	41.0	16.9	13.4	58.4	11.3		
	2021	4,931	44.6	26.7	10.4	56.1	6.7		
Harpenden East	2024	5,716	35.0	27.1	9.9	54.4	8.6		
	2023	5,637	37.6	27.1	8.2	58.0	6.7		
	2022	5,703	43.3	29.6	8.0	50.7	11.8		
	2021	5,580	44.8	37.6	10.6	44.2	7.6		
Harpenden North and Rural	2024	5,921	36.6	30.6	8.6	53.7	7.0		
	2023	5,832	39.4	32.1	7.3	53.1	7.5		
Harpenden North	2022	5,862	44.8	30.5	6.8	54.1	8.6		
	2021	5,665	44.1	40.6	6.0	45.5	7.9		
Harpenden South	2024	5,572	42.9	46.2	6.1	43.7	4.0		
	2023	5,558	42.3	52.0	5.7	37.7	4.5		
	2022	5,579	41.2	44.4	11.0	34.6	10.0		
	2021	5,430	44.6	55.3	9.6	22.4	12.8		
Harpenden West	2024	6,108	44.5	38.0	8.1	49.1	4.8		
	2023	6,036	46.1	42.9	4.3	45.4	7.4		
	2022	6,051	49.1	36.0	6.6	46.7	10.8		
	2021	6,125	48.8	43.8	7.9	29.2	19.1		
Hill End	2024	5,623	40.2	11.4	8.2	70.5	9.9		
	2023	5,569	39.8	13.3	8.9	66.4	11.3		
Ashley	2022	5,574	46.1	13.3	9.4	54.9	10.4	12.0	1.3
	2021	6,169	44.8	12.7	11.3	61.0	13.6		
London Colney	2024	5,857	33.2	28.5	51.5	23.1	9.9		10.1
	2023	5,897	30.9	26.0	34.2	35.6	4.3		
	2022	5,911	31.9	31.8	26.4	33.7	8.1		
	2021	7,271	33.3	37.4	34.9	19.9	7.9		
Marshalswick East & Jersey Farm	2024	5,932	40.4	35.8	7.5	48.9	7.8		
	2023	5,809	40.1	34.0	7.7	49.9	8.4		
Marshalswick North	2022	5,654	47.8	32.1	8.4	49.9	9.3		
	2021	5,155	45.8	30.9	7.5	52.7	8.9		

	Year	Elec	%Poll	Con	Lab	LD	Grn	Ind	Other
Marshalswick West	2024	3,856	42.8	20.8	6.6	63.0	9.6		
	2023	3,850	49.6	25.5	6.9	58.1	9.5		
Marshalswick South	2022	5,635	53.3	30.1	6.9	53.9	9.0		
	2021	5,517	49.8	30.6	8.3	53.7	7.5		
Park Street	2024	6,532	33.0	24.2	8.3	50.7	7.4		9.4
	2023	6,396	35.5	31.3	7.6				
	2022	6,308	41.1	35.7	9.3	47.0	8.0		
	2021	5,943	44.9	35.7	6.3	30.4	4.4	23.2	
Redbourn	2023	4,292	40.6	35.7	9.0	49.8	5.5		
	2022	4,296	41.9	18.6	6.4	33.2	8.1	33.6	
	2021	4,848	44.7	48.1	13.6	32.0	6.4		
St Peter's	2024	6,136	34.2	9.1	10.8	36.3	43.9		
	2023	6,164	37.0	11.0	9.5	33.4	46.0		
	2022	6,130	39.6	9.3	14.3	39.2	37.2		
	2021	6,693	43.5	22.6	17.7		59.7		
St Stephen	2024	6,690	36.8	35.3	8.8	43.4	5.9		6.6
	2023	6,610	39.5	41.4	6.0	47.7	4.9		
	2022	6,561	44.2	35.7	9.2	43.5	7.5		4.1
	2021	5,482	46.8	46.6	4.0	44.4	5.0		
Sandridge and Wheathampstead	2024	6,115	35.3	31.3	14.7	42.3	11.7		
	2023	6,039	41.3	38.6	6.0	48.8	6.7		
Wheathampstead	2022	6,079	46.0	35.7	8.8	41.7	13.8		
	2021	4,990	46.8	54.6	6.3	29.9	9.3		
Sopwell	2024	5,419	35.5	10.6	19.6	50.5	11.8		7.4
	2023	5,458	38.0	13.5	20.1	55.5	9.4		1.5
	2022	5,436	42.8	11.5	18.0	49.3	10.7	7.5	2.7
	2021	5,502	47.5	15.4	20.4	57.8	6.4		
Verulam	2024	5,746	45.4	21.5	7.4	62.2	8.9		
	2023	5,722	46.3	24.6	6.0	61.4	8.0		
	2022	5,775	51.1	25.0	7.9	56.2	10.9		
	2021	5,680	55.8	28.7	4.3	60.3	5.5		1.2

Salford

2 ▼1	7	18 ◆	49	1 ▲1	3	0 ◆	0	0 ◆	1

Labour retain directly elected mayor and control of council - majority: 39 seats

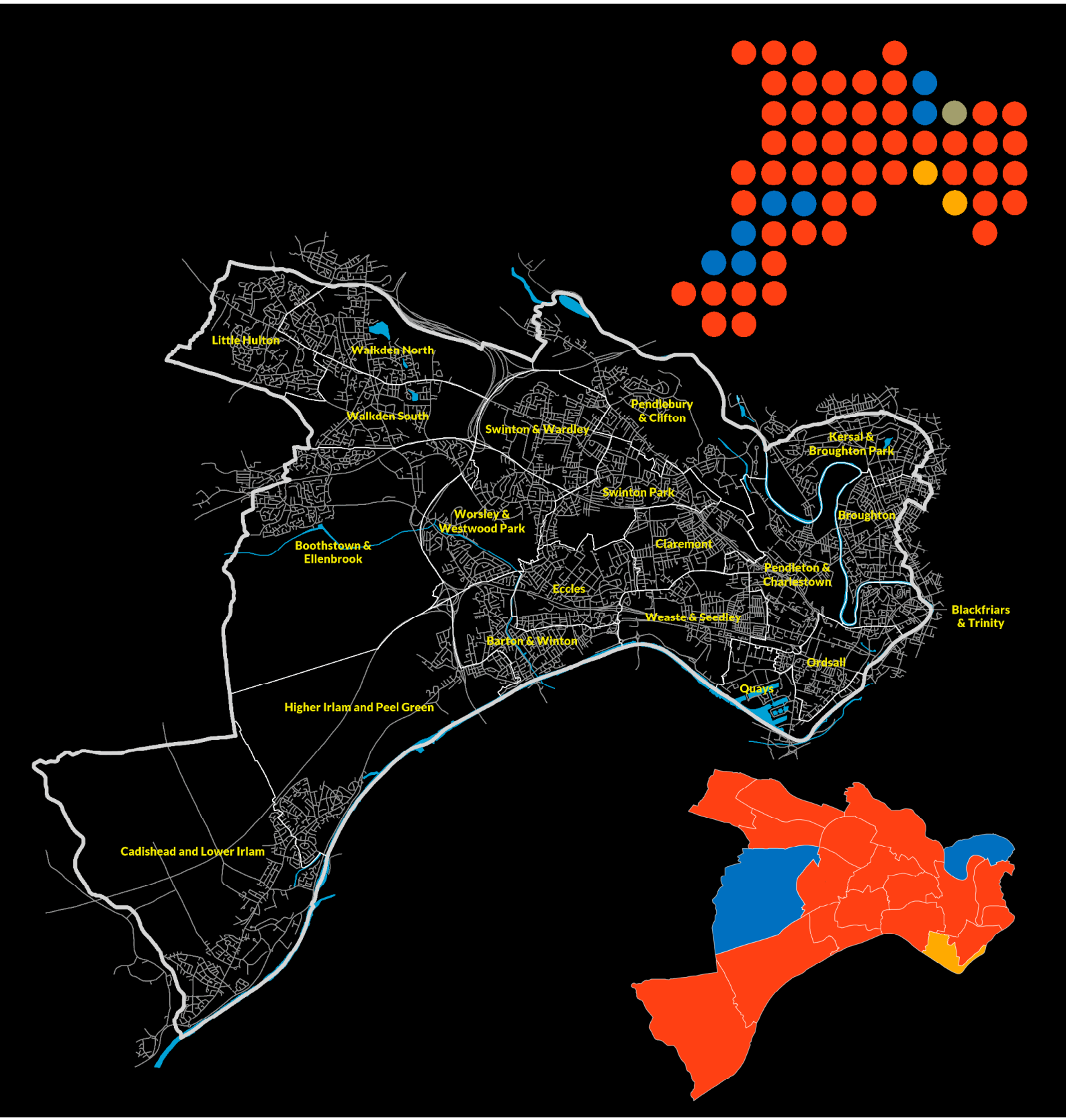

Electoral history of Salford

	seats	%votes	seats	%votes	seats	%votes	seats	%votes	Total	Majority
2024	7	21.2	49	58.2	3	5.6	1	15.0	20	40
2023	8	23.5	49	56.7	2	8.9	1	10.9	20	38
2022	8	21.0	49	54.1	2	12.8	1	12.1	20	38
2021	7	23.8	52	47.7	1	9.3	0	19.2	60	44
2019	9	19.5	50	41.6	0	4.3	1	34.6	20	40
2018	9	27.8	51	53.4	0	5.5	0	13.3	20	42
2016	8	22.2	52	50.2	0	0.0	0	27.6	20	44
2015	8	25.9	52	48.8	0	0.9	0	24.4	20	44
2014	8	21.2	52	49.3	0	2.3	0	27.1	20	44
2012	8	21.2	52	49.3	0	2.3	0	26.8	20	44
2011	11	24.2	44	54.4	3	8.5	2	12.8	20	28
2010	13	26.5	39	42.1	5	22.6	3	8.8	20	18
2008	13	34.0	36	34.8	10	21.3	1	9.8	20	12
2007	10	29.5	42	39.8	8	21.9	0	8.8	20	24
2006	8	30.1	44	41.4	8	26.4	0	2.1	20	28
2004	8	26.6	44	39.2	8	31.8	0	2.3	60	28
2003	3	23.4	51	52.8	5	21.0	1	2.9	20	42
2002	2	17.8	52	52.9	6	25.5	0	3.8	20	44
2000	3	27.1	52	43.8	5	25.0	0	4.0	20	44
1999	0	18.7	56	59.1	4	22.1	0	0.2	20	52
1998	0	18.6	57	61.3	3	19.8	0	0.3	20	54
1996	0	15.0	57	71.1	3	13.8	0	0.1	20	54
1995	3	13.5	55	71.5	2	14.5	0	0.5	20	50
1994	5	16.7	54	67.7	1	12.4	0	3.2	20	48
1992	6	32.9	54	53.0	0	11.1	0	3.0	20	48
1991	4	25.6	56	58.2	0	11.6	0	8.9	20	52
1990	5	20.0	55	67.2	0	6.2	0	6.7	20	50
1988	5	28.1	54	63.2	0	8.1	1	0.6	20	48
1987	5	27.3	55	51.7	0	20.9	0	0.1	20	50
1986	3	20.7	56	61.4	1	17.9	0	0.0	20	52
1984	6	23.2	53	61.3	1	15.6	0	0.0	20	46
1983	11	26.3	47	55.3	2	18.2	0	0.3	20	34
1982	13	29.0	44	48.0	3	20.1		3.0	20	28
1980	14	32.5	50	58.6	2	7.0	0	1.9	22	34
1979	20	38.7	43	53.7	1	6.9	2	0.7	22	20
1978	27	44.1	36	48.4	1	4.2	2	3.3	22	6
1976	24	42.1	38	45.8	2	7.0	2	5.2	22	10
1975	20	43.9	44	40.8	1	11.0	1	4.3	22	22
1973	15	33.8	50	52.1	1	9.9	0	4.2	66	34

Ward history of Salford

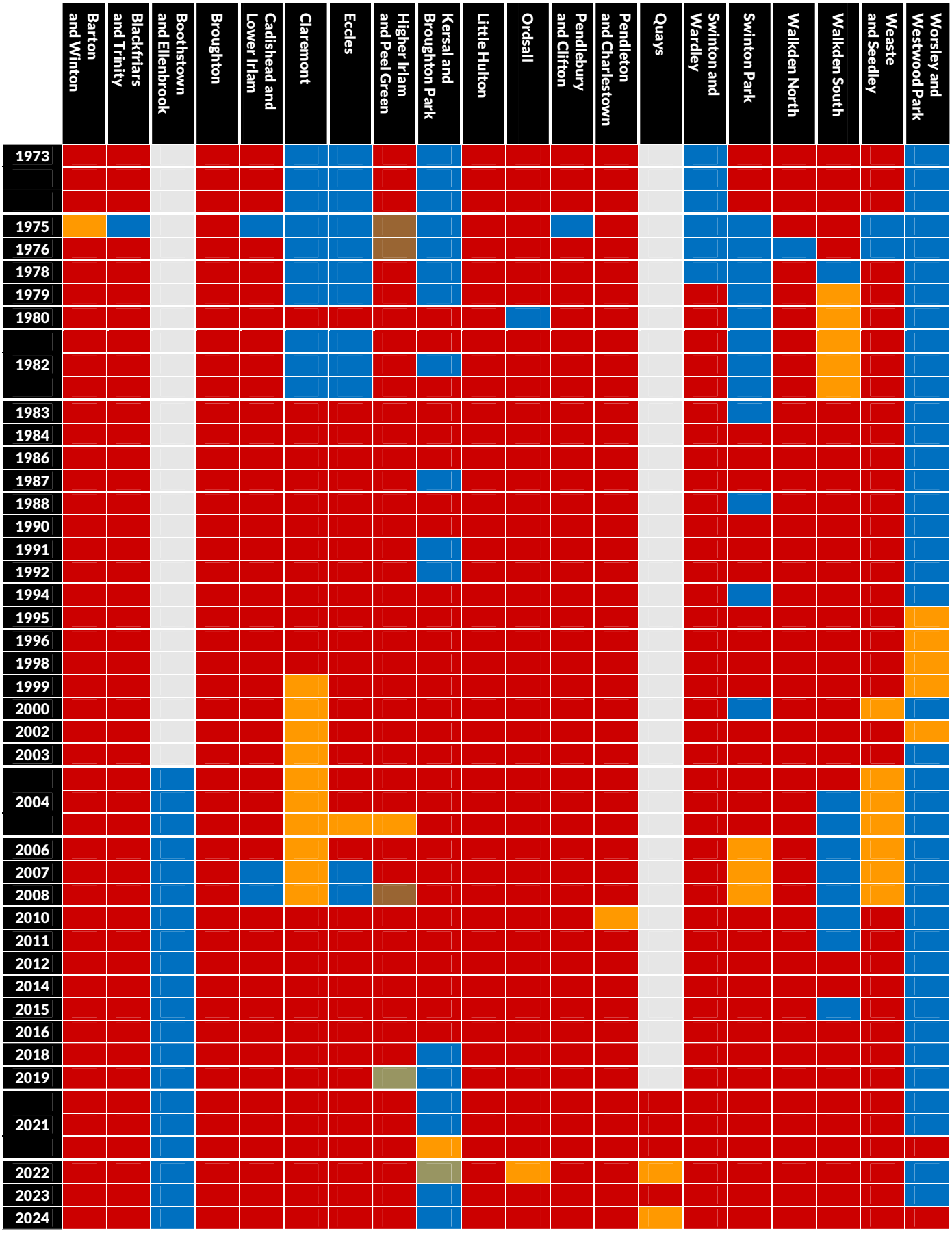

Mayor of Salford

***Paul Dennett**	**Lab**	**30,753**	**61.5**	**+ 2.5**
Jillian R. Collinson	Con	10,930	21.9	- 1.5
David Jones	Grn	5,623	11.2	+ 2.4
Sally Griffiths	TUSC	2,681	5.4	

Barton and Winton
Worsley and Eccles

Jacqui Fahy	**Lab**	**1,633**	**62.3**	**+ 5.0**
Jack Smith	Grn	386	14.7	- 1.7
Janet A. Meades-Smith	Con	375	14.3	- 3.1
Antony Duke	LD	228	8.7	- 0.2

Blackfriars and Trinity
Salford

***Jane E. Hamilton**	**Lab**	**1,433**	**61.7**	**+ 2.8**
David Jones	Grn	587	25.3	+ 3.8
Craig R. Walsh	Con	164	7.1	- 1.1
Stuart M. Oxbrow	LD	139	6.0	+ 0.8

Boothstown and Ellenbrook
Worsley and Eccles

***Bob Clarke**	**Con**	**2,339**	**61.9**	**+11.8**
Darren M. Matthews	Lab	1,092	28.9	- 1.2
Diana J. Battersby	Grn	263	7.0	- 7.0
Ian L. Chisnall	LD	82	2.2	- 3.6

Broughton
Salford

***Maria Brabiner**	**Lab**	**1,440**	**70.5**	**+13.4**
David J. Henry	Grn	271	13.3	- 5.0
Saqib Aftab	Con	213	10.4	- 6.6
Ben Web	LD	120	5.9	- 1.7

Cadishead and Lower Irlam
Worsley and Eccles

***Lewis E. Nelson**	**Lab**	**2,024**	**82.0**	**+35.7**
Michael Richman	Con	287	11.6	- 6.5
Jane M. Ransley	Grn	156	6.3	

Claremont
Salford

***Barbara A. Bentham**	**Lab**	**1,991**	**67.5**	**+22.3**
Christopher F. Seed	Grn	458	15.5	+ 0.4
Ian A. McKinlay	LD	255	8.6	- 4.8
Alima Husain	Con	245	8.3	- 5.0

Eccles
Worsley and Eccles

***Sharmima August**	**Lab**	**2,121**	**63.1**	**+20.0**
Paul L.A. Worcester	Con	565	16.8	+ 0.3
Nicola Smith	Grn	479	14.2	- 4.9
Sally Griffiths	TUSC	198	5.9	

Higher Irlam and Peel Green
Worsley and Eccles

***Tracy Kelley**	**Lab**	**1,431**	**68.1**	**+10.0**
Dorothy Chapman	Con	349	16.8	- 0.4
Nathan D. Ashmall	Grn	322	14.2	

Kersal and Broughton Park
Bury South

***Arnie Saunders**	**Con**	**1,289**	**54.5**	**+12.4**
Muhammad Kashif	Lab	779	32.9	+12.9
Nel Scroggie	Grn	183	7.7	- 3.3
Ben Thomas	LD	115	4.9	- 22.0

Little Hulton
Bolton South and Walkden

Tony Davies	**Lab**	**1,173**	**69.6**	**+11.5**
Myrella Saunders	Con	285	16.9	- 4.7
Jane Wood	Grn	227	13.5	- 6.8

Ordsall
Salford

***Tanya Burch**	**Lab**	**1,292**	**58.2**	**+ 2.3**
Jack Owens	Grn	391	17.6	- 7.6
John B.F. Grant	LD	335	15.1	+ 7.3
Charlie Ng	Con	202	9.1	- 2.1

Ordsall by-election

Brendan Keville	**Lab**	**1,127**	**69.4**	
Michael G. Scantlebury	Grn	361	22.2	
Jay Talukdar	Con	135	8.3	

Pendlebury and Clifton
Salford

Su Matthews	**Lab**	**1,341**	**61.3**	**+13.5**
Angela M. Grant	Con	517	23.6	+ 0.9
Kathleen F. Allen	Grn	330	15.1	- 0.6

Pendleton and Charlestown
Salford

***Michele Barnes**	**Lab**	**1,367**	**64.1**	**+13.2**
Adam R. Carney	Con	330	15.5	+ 1.6
Adam Skyrme	Grn	278	13.0	
Kenneth W. Thompson	LD	158	7.4	- 4.5

Quays
Salford

GAIN

Jonathan D. Moore	**LD**	**794**	**39.2**	**+18.6**
Liz McCoy	Lab	756	37.4	- 16.7
Andrea Romero O'Brien	Grn	312	15.4	+ 4.9
Derek B. Meades	Con	161	8.0	- 0.4

Swinton and Wardley
Worsley and Eccles

***Jim Dawson**	**Lab**	**1,818**	**65.5**	**+11.4**
Jackie Mountaine	Con	381	13.7	- 10.0
Joseph J. O'Neill	Ind	331	11.9	
Liam J.C. Waite	Grn	246	8.9	

Swinton Park
Salford

***Heather D. Fletcher**	**Lab**	**1,671**	**60.3**	**+19.0**
Glenn Croston	Con	558	20.1	+ 4.9
Lisa Swarbrick	Grn	311	11.2	- 1.2
John H. McLellan	LD	230	8.3	+ 2.1

Walkden North
Bolton South and Walkden

***Adrian Brocklehurst**	**Lab**	**1,351**	**62.8**	**+12.5**
Craig T. Birtwistle	Ref	321	14.9	
Kausar George	Con	230	10.7	- 9.6
Frederick R. Battersby	Grn	177	8.2	- 10.3
Scott J. Turner-Preece	LD	73	3.4	- 7.4

Walkden South
Bolton South and Walkden

***Joshua M. Brooks**	**Lab**	**1,575**	**52.3**	**+ 8.8**
Christopher A. Bates	Con	740	24.6	- 7.7
Paul A. Whitelegg	Ind	311	10.3	
Tom Dylan	Grn	244	8.1	- 7.8
Rowan C. Blessing	LD	140	4.7	- 3.5

Weaste and Seedley
Salford

***Phil G. Cusack**	**Lab**	**1,595**	**65.6**	**+11.9**
Andrew Nadin	Grn	327	13.4	
Dan Whitehouse	Con	271	11.1	- 7.8
Carmen Wood-Hope	WEP	240	9.9	

Worsley and Westwood Park
GAIN
Worsley and Eccles

James Brady	**Lab**	**1,556**	**49.0**	**+14.0**
Lewis Ormston	Con	1,201	37.8	- 4.8
Sara J. Laing	Grn	246	7.8	- 7.7
James K. Blessing	LD	171	5.4	- 1.6

Summary of results: Salford

	Year	Elec	%Poll	Con	Lab	LD	Grn	Ind	Other
Barton and Winton	2024	10,729	24.7	14.3	62.3	8.7	14.7		
	2023	10,666	21.5	14.0	68.5	5.9	11.5		
	2022	10,613	23.3	20.0	72.4	7.7			
Barton	2021	10,674	25.4	17.4	57.3	8.9	16.4		21.2
Blackfriars and Trinity	2024	9,439	25.1	7.1	61.7	6.0	25.3		
	2023	8,772	19.5	8.9	60.6	3.7	26.9		
	2022	7,804	19.6		66.5	13.6	19.9		
Irwell Riverside	2021	7,368	26.5	8.2	58.9	5.2	21.5	6.2	15.0
Boothstown & Ellenbrook	2024	9,705	39.3	61.9	28.9	2.2	7.0		
	2023	9,691	34.6	56.1	31.9	6.6	5.4		
	2022	9,726	37.4	49.0	31.5	10.6	8.8		
	2021	9,778	39.8	50.1	30.1	5.8	14.0		7.6
Broughton	2024	9,951	20.9	10.4	70.5	5.9	13.2		
	2023	9,714	19.6	14.5	70.8	4.4	10.3		
	2022	9,704	20.7	11.4	64.3	9.2	8.6	6.5	
	2021	9,552	23.3	17.0	57.1	7.6	18.3		15.1
Cadishead and Lower Irlam	2024	9,437	26.5	11.6	82.0		6.3		
	2023	9,399	22.6	20.1	74.2	5.7			
	2022	9,459	22.6	20.6	60.7	18.7			
Cadishead	2021	9,522	30.6	18.1	46.3			35.6	9.9
Claremont	2024	9,860	30.3	8.3	67.5	8.6	15.5		
	2023	9,748	26.8	15.3	61.8	10.7	12.2		
	2022	9,814	28.3	14.2	57.9	6.7	9.7	11.4	
	2021	10,030	32.3	13.3	45.2	13.4	15.1	13.1	16.4
Eccles	2024	11,069	30.7	16.8	63.1		14.2		5.9
	2023	10,983	28.1	16.2	68.1	12.6			3.1
	2022	10,978	29.9	22.4	60.2	6.3	8.1		3.0
	2021	11,036	33.2	16.5	43.1	9.0	19.1		12.3
Higher Irlam and Peel Green	2024	9,716	22.0	16.6	68.1		15.3		
	2023	9,670	20.3	18.3	65.8	6.0	9.9		
	2022	9,733	21.4	18.5	63.9	17.7			
Irlam	2021	9,813	25.9	17.2	58.1			24.7	
Kersal and Broughton Park	2024	9,615	24.9	54.5	32.9	4.9	7.7		
	2023	9,491	29.5	60.8	28.2		5.1	5.9	
	2022	9,451	27.9	30.1	26.5	5.1		38.4	
Kersal	2021	9,503	31.9	42.1	20.0	26.9	11.0		
Little Hulton	2024	9,203	18.6	16.9	69.6		13.5		
	2023	9,164	16.8	19.9	68.5	5.2	6.5		
	2022	9,248	18.1	23.8	64.1	5.3	6.8		
	2021	9,277	19.5	21.6	58.1		20.3		
Ordsall	2024	9,285	23.9	9.1	58.2	15.1	17.6		
	2023	8,618	22.5	5.5	48.3	36.1	10.1		
	2022	7,958	23.1		41.1	46.1	12.8		
	2021	7,032	24.7	11.2	55.9	7.8	25.2		
Pendlebury and Clifton	2024	9,020	24.7	23.6	61.3		15.1		
	2023	9,039	23.2	23.3	57.7	7.5	11.5		
	2022	9,081	23.3	26.3	62.5	11.3			
Pendlebury	2021	9,227	27.4	22.7	47.8	8.2	15.7	5.6	
Pendleton and Charlestown	2024	9,843	22.1	15.5	64.1	7.4	13.0		
	2023	9,388	18.6	14.4	65.8	7.6	12.2		
	2022	8,972	19.4	15.4	67.0	6.9	10.6		
Langworthy	2021	9,561	21.6	13.9	50.2	11.7		4.2	
Quays	2024	8,398	24.2	8.0	37.4	39.2	15.4		
	2023	7,456	22.1	8.2	45.2	37.4	9.2		
	2022	6,766	24.0		31.2	60.5	8.4		
	2021	6,221	27.4	8.4	39.4	20.6	10.5		
Swinton and Wardley	2024	9,473	29..6	13.7	65.5		8.9	11.9	
	2023	9,383	27.2	14.2	63.9	4.7	7.1	10.0	
	2022	9,286	28.2	16.9	64.1		6.2	12.8	
Swinton North	2021	9,423	30.0	23.7	54.1	11.1		11.2	

	Year	Elec	%Poll	Con	Lab	LD	Grn	Ind	Other
Swinton Park	2024	9,507	29.6	20.1	60.3	8.3	11.2		
	2023	9,418	26.7	18.4	63.6	9.4	8.6		
	2022	9,413	28.4	18.7	57.6	7.9	6.9	8.9	
Swinton South	2021	9,522	30.6	15.2	41.3	6.2	12.4	24.9	
Walkden North	2024	9,614	22.5	10.7	62.8	3.4	8.2		14.9
	2023	9,490	23.6	10.7	55.8	5.1	7.3		21.2
	2022	9,372	25.2	11.5	51.7	6.1	9.1		21.6
	2021	9,413	23.4	20.3	50.3	10.8	18.5		
Walkden South	2024	9,178	33.1	24.6	52.3	4.7	8.1	10.3	
	2023	9,001	28.1	30.1	52.6	7.1	10.3		
	2022	8,948	30.6	24.8	47.1	10.0	18.2		
	2021	8,986	35.5	32.3	43.5	8.2	15.9		
Weaste and Seedley	2024	11,090	24.0	11.1	65.6		13.4		9.9
	2023	10,842	20.1	11.2	66.3	7.8	7.8		6.9
	2022	10,767	19.0		65.0	21.8			13.2
	2021	11,069	24.4	18.9	53.7	14.3		13.1	
Worsley and Westwood Park	2024	8,952	35.8	37.8	49.0	5.4	7.8		
	2023	8,922	32.4	48.4	40.6	4.3	6.7		
	2022	8,920	33.9	48.4	43.3	8.4			
Worsley	2021	9,051	35.1	42.6	35.0	7.0	15.5		

Sandwell

1	5	22	65	0	0	0	0	1	2
▼7		▲5		◆		◆		▲2	

Labour retain control - majority: 58 seats



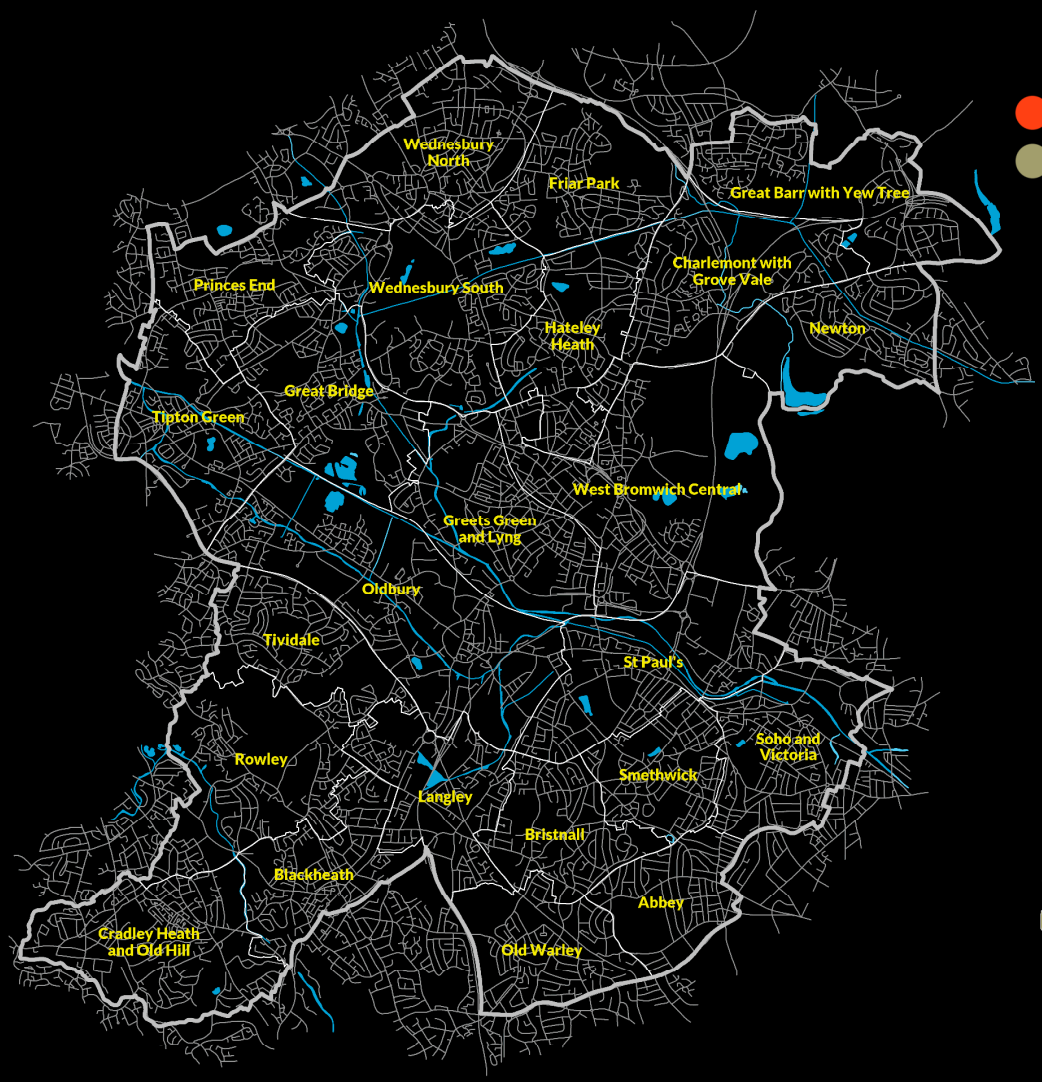

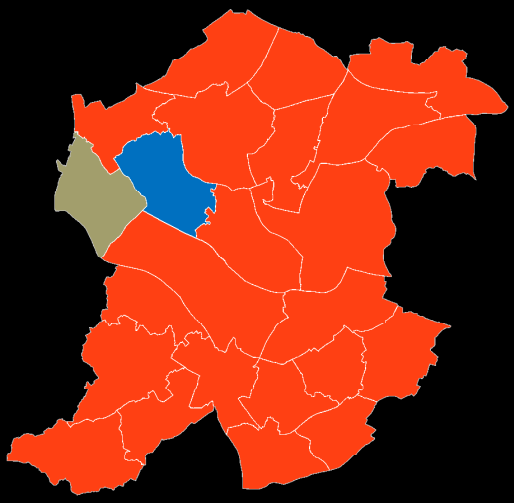

Electoral history of Sandwell

	seats	%votes	seats	%votes	seats	%votes	seats	%votes	Total	Majority	
2024	5	21.6	65	56.4	0	3.7	2	18.3	24	58	●
2023	12	28.3	60	57.9	0	4.3	0	9.4	24	48	●
2022	9	34.4	61	57.5	0	3.5	2	8.7	24	50	●
2021	9	35.5	61	53.3	0	2.7	2	8.5	24	50	●
2019	0	18.7	69	58.7	0	1.7	3	20.9	24	66	●
2018	0	25.7	70	66.6	0	0.5	2	7.3	24	68	●
2016	0	17.7	71	67.1	0	0.4	1	14.9	24	70	●
2015	0	20.5	69	53.3	0	0.8	3	25.4	24	66	●
2014	1	15.4	70	58.5	0	1.5	1	24.6	24	68	●
2012	2	18.8	68	72.0	0	3.6	2	5.7	24	64	●
2011	9	25.7	58	65.7	3	4.9	2	3.8	24	44	●
2010	12	27.9	56	47.4	4	10.5	0	14.1	24	40	●
2008	14	36.0	49	43.7	5	10.0	4	10.2	24	26	●
2007	10	27.3	52	45.1	6	11.2	4	16.5	24	32	●
2006	11	27.1	50	44.2	5	15.0	6	13.6	24	28	●
2004	13	29.9	52	43.8	6	16.1	1	10.2	72	32	●
2003	9	28.6	55	47.0	6	10.6	2	13.8	24	38	●
2002	9	27.4	56	51.8	7	11.14	0	9.6	24	40	●
2000	6	34.5	55	46.3	10	13.1	1	6.2	24	38	●
1999	2	25.0	61	55.0	9	15.7	0	4.2	24	50	●
1998	2	23.3	60	55.0	9	16.9	1	4.7	24	48	●
1996	2	24.4	60	61.0	9	10.6	1	4.1	24	48	●
1995	17	22.3	48	63.2	7	11.2	0	3.3	24	23	●
1994	22	26.4	43	52.5	7	18.8	0	2.2	24	14	●
1992	24	51.1	42	37.2	6	9.7	0	1.9	24	12	●
1991	16	41.0	50	44.2	6	7.4	0	7.4	24	28	●
1990	12	32.5	57	57.0	3	7.5	0	3.0	24	42	●
1988	13	30.3	57	58.4	0	11.0	2	0.9	24	42	●
1987	12	35.2	56	46.8	3	18.0	1	0.0	24	40	●
1986	11	27.3	55	56.0	6	16.5	0	0.2	24	38	●
1984	13	32.0	53	53.2	6	14.6	0	0.1	24	34	●
1983	13	34.5	54	48.2	5	16.0	0	1.3	24	36	●
1982	15	34.4	54	42.1	3	21.7	0	1.9	24	36	●
1980	17	34.8	54	58.9	1	4.4	0	1.9	24	36	●
1979	19	42.3	53	50.7	0	2.2	0	4.8	72	34	●
1978	46	49.8	41	45.2	0	0.9	3	4.1	30	2	●
1976	39	52.1	51	40.7	0	0.9	0	6.3	30	12	●
1975	32	54.3	58	39.7	0	1.8	0	4.2	30	26	●
1973	23	39.8	67	59.8	0	0.0	0	0.4	90	44	●

Ward history of Sandwell

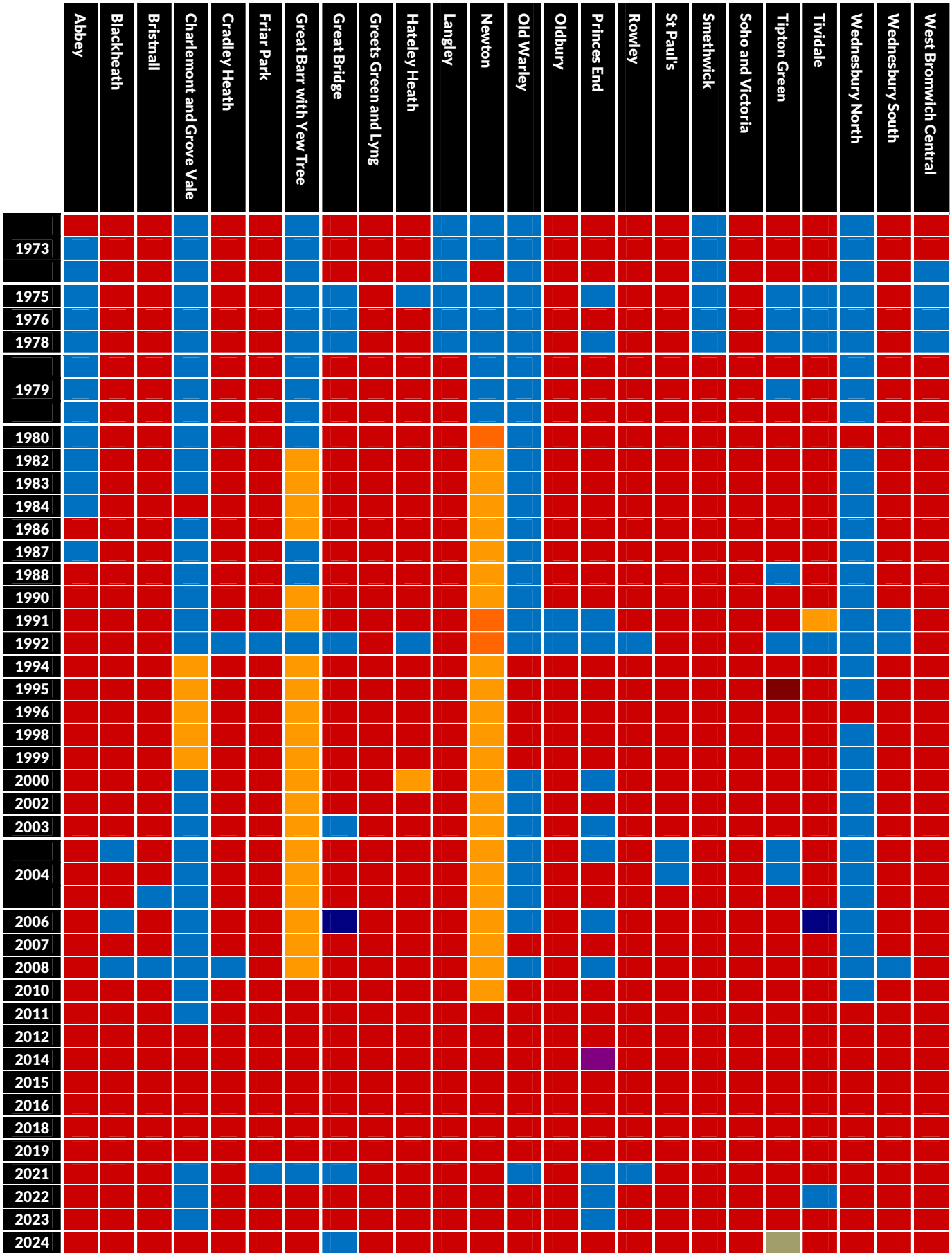

Abbey
Smethwick

***Nicky Hinchcliff**	**Lab**	**2,078**	**69.0**	**+ 0.6**
Roderick Macrorie	Grn	413	13.7	+ 0.7
Thomas Blewitt	Con	395	13.1	- 2.7
Justin MacIntosh	TUSC	126	4.2	

Blackheath
6% Halesowen, 94% Smethwick

***Kerrie Carmichael**	**Lab**	**1,180**	**52.0**	**- 4.7**
Bob Dunn	Con	520	22.9	- 20.4
Mike Cooper	Ref	310	13.7	
Aldo Mussi	Grn	157	6.9	
Craig E. Taylor	Ind	102	4.5	

Bristnall
Smethwick

***Ellen Fenton**	**Lab**	**1,413**	**58.5**	**+ 6.7**
Gemma A. Barnfield	Con	464	19.2	- 18.9
Chris Clemson	Ref	316	13.1	
Clive Heywood	LD	224	9.3	+ 5.1

Charlemont with Grove Vale
GAIN
West Bromwich

Dalel S. Bhamra	**Lab**	**1,480**	**45.6**	**+ 7.6**
*David D. Fisher	Con	1,243	38.3	- 15.7
Graham Nock	Ref	256	7.9	+ 6.1
Jeremey D. Parker	Grn	135	4.2	
Sam Harding	UKIP	71	2.2	
Usha R. Braich	LD	59	1.8	- 0.9

Cradley Heath and Old Hill
Halesowen

***Vicki A.D. Smith**	**Lab**	**1,340**	**54.3**	**+ 6.1**
Leon P. Barnfield	Con	506	20.5	- 25.3
Ballie Singh	Ref	267	10.8	
Paul W. Connor	Grn	211	8.6	
Nicholas Bradley	LD	123	5.0	
Cammilla Mngaza	TUSC	19	0.8	- 0.8

Friar Park
GAIN
Tipton and Wednesbury

Elizabeth A. Giles	**Lab**	**1,013**	**51.7**	**+12.9**
*Scott Chapman	Con	626	32.0	- 19.6
Steve Khuttan	Ref	204	10.4	
Kevin Priest	Grn	50	2.6	
Richard McVittie	LD	44	2.2	
Colin N. Rankine	Yeshua	21	1.1	- 0.8

Great Barr with Yew Tree
GAIN
West Bromwich

Connor L. Horton	**Lab**	**1,507**	**49.7**	**+13.1**
Adrian F. Jones	Con	752	24.8	- 22.5
Margaret L. Sutton	Ref	292	9.6	
Mark Smith	LD	262	8.6	+ 0.2
Shareen Khan	Grn	219	7.2	

Great Bridge
Tipton and Wednesbury

***Will Gill**	**Con**	**1,278**	**46.7**	**- 1.0**
Khurshid Haque	Lab	1,035	37.8	- 9.1
Peter Durnell	Ref	253	9.2	
Awais Qaisar	Grn	173	6.3	

Greets Green and Lyng
West Bromwich

***Pam Randhawa**	**Lab**	**1,926**	**67.2**	**+10.4**
Paul E. Green	Con	422	14.7	- 13.0
Gill Darby	Grn	295	10.3	
Ray Nock	Ref	225	7.8	

Hateley Heath
Tipton and Wednesbury

Amardeep Singh	**Lab**	**1,713**	**66.9**	**+16.6**
Jason Glover	Con	439	17.1	- 26.5
Jackie Nock	Ref	283	11.1	+ 7.3
Martin Roebuck	LD	125	4.9	

Langley
Smethwick

***Caroline L. Owen**	**Lab**	**1,523**	**65.9**	**+18.7**
Gillian M. Coleyshaw	Con	475	20.6	- 7.8
Ian R.A. Plant	Ref	312	13.5	

Newton
West Bromwich

***Elaine M. Giles**	**Lab**	**1,502**	**57.7**	**+16.5**
Ravi Sangar	Con	552	21.2	- 14.2
Geoffrey L. Sutton	Ref	216	8.3	
Hannah Valenzuela	Grn	181	6.9	+ 3.9
Tony Braich	LD	154	5.9	+ 0.4

Old Warley
GAIN
Smethwick

Luke D. Cotterill	**Lab**	**1,412**	**51.4**	**+19.6**
Jefrey Regha	Con	619	22.6	- 24.4
Karl T. Leech	Ref	290	10.6	+ 6.7
Hilary Grandey	Grn	249	9.1	- 0.1
Bob Smith	LD	175	6.4	- 1.7

Oldbury
West Bromwich

***Rizwan Jalil**	**Lab**	**1,714**	**58.5**	**- 5.5**
Robert Yardley	Con	521	17.8	- 13.3
Wikas Khan	LD	399	13.6	
Mark Holdroyd	Grn	200	6.8	
Richard Gingell	TUSC	95	3.2	

Princes End
GAIN
Tipton and Wednesbury

***Archer S. Williams**	**Lab**	**942**	**46.7**	**+15.1**
Kelly Cranston	Con	755	37.4	- 11.3
Gary A. Dale	Ref	268	13.3	+ 0.9
Joe Loudon	Grn	53	2.6	

Rowley
GAIN
West Bromwich

Sohail Iqbal	**Lab**	**1,080**	**46.9**	**+ 1.5**
Satpal Singh	Con	471	20.4	- 34.2
Chris Fanthom	Ref	351	15.2	
*Laured Kalari	Ind	265	11.5	
Saskia Ebanks	Grn	138	6.0	

St Paul's
Smethwick

***Sukhbir S. Gill**	**Lab**	**2,928**	**84.0**	**+ 2.5**
Patricia I. Emms	Con	557	16.0	+ 1.5

Smethwick
Smethwick

***Parbinder Kaur**	**Lab**	**2,024**	**68.2**	**- 0.8**
Stephen L. Emms	Con	443	14.9	- 3.8
Gita Joshi	Grn	340	11.5	+ 6.7
Ravaldeep Bath	TUSC	159	5.4	

Soho and Victoria
Smethwick

***Farut Shaeen**	**Lab**	**2,207**	**70.1**	**- 10.0**
Jeremy Rendell	Grn	435	13.8	
Parminder Dhesi	Con	336	10.7	- 2.0
Keith Wilmot	LD	169	5.4	- 1.8

Tipton Green
GAIN
Tipton and Wednesbury

Richard J.E. Jeffcoat	**Ind**	**1,630**	**51.2**	**+17.5**
*Charn S. Padda	Lab	1,226	38.5	- 7.3
Aaron D. Emms	Con	328	10.3	- 10.2

Tividale
GAIN
West Bromwich

***Maria Crompton**	**Lab**	**1,295**	**59.2**	**+ 6.2**
Neil Griffiths	Con	502	23.0	- 24.0
Steve Dabbs	Ref	264	12.1	
Palwinder Singh	LD	125	5.7	

Wednesbury North
Tipton and Wednesbury

***Peter Hughes**	**Lab**	**1,042**	**41.6**	**- 9.5**
Steve Simcox	Con	517	20.7	- 22.3
Abdul Husen	Ind	513	20.5	
Jayne Heathcote	Ref	259	10.4	
Mark Redding	Grn	106	4.2	- 0.5
Richard Jones	LD	49	2.0	
Gareth Knox	TUSC	16	0.6	- 0.7

Wednesbury South
Tipton and Wednesbury

Jenny Chidley	**Lab**	**1,603**	**59.8**	**+ 3.0**
Connor D. Marshall	Con	636	23.7	- 11.2
Jack Sabharwal	Ref	258	9.6	+ 4.6
Manjut S. Lall	LD	143	5.3	
U'Semu Makaya	TUSC	39	1.5	

West Bromwich Central
West Bromwich

Farzana Haq	**Lab**	**1,807**	**53.6**	**- 3.4**
Rafiullah Mohammadzai	Con	458	13.6	- 19.9
Mohammed Rohim	Ind	439	13.0	
Robert White	Ref	261	7.7	
Sarah Deans	Grn	223	6.6	
Daljit Kaur Nagra	LD	186	5.5	- 4.0

Summary of results: Sandwell

	Year	Elec	%Poll	Con	Lab	LD	Grn	Ind	Other
Abbey	2024	8,431	36.3	13.1	69.0		13.7		4.2
	2023	8,484	28.3	11.4	66.5	3.8	15.0		3.4
	2022	8,480	33.1	15.4	84.6				
	2021	8,685	37.5	15.8	68.4	2.8	13.0		
Blackheath	2024	9,183	24.9	22.9	52.0		6.9	4.5	13.7
	2023	9,185	19.7	35.2	50.9	6.0	7.9		
	2022	9,224	22.3	48.4	51.6				
	2021	9,349	26.8	43.3	56.7				
Bristnall	2024	8,941	27.5	19.2	58.5	9.3			13.1
	2023	9,026	22.6	27.2	50.3	10.3	6.5		5.6
	2022	9,151	26.7	38.6	49.5	5.7			6.2
	2021	9,226	28.9	38.1	51.8	4.2	6.0		
Charlemont with Grove Vale	2024	9,331	35.2	38.3	45.6	1.8	4.2		10.1
	2023	9,361	28.7	48.8	39.8	5.6			5.8
	2022	9,443	30.2	52.4	39.8	5.9			1.9
	2021	9,489	35.9	54.0	38.0	2.7			5.2
Cradley Heath & Old Hill	2024	10,517	23.7	20.5	54.3	5.0	8.6		11.6
	2023	10,481	19.5	24.2	58.5	9.0	8.3		
	2022	10,500	22.0	29.8	58.0	9.6			2.6
	2021	10,471	25.0	45.8	48.2			4.4	1.6
Friar Park	2024	8,756	22.5	32.0	51.7	2.2	2.6		11.5
	2023	8,816	17.3	35.0	55.5		3.2		6.3
	2022	8,910	22.0	42.2	55.9				1.9
	2021	9,050	21.8	51.6	38.8			7.7	1.9
Great Barr with Yew Tree	2024	9,702	31.6	24.8	49.7	8.6	7.2		9.6
	2023	9,789	26.1	32.6	50.8	11.9			4.7
	2022	9,955	28.6	41.2	47.1	11.7			
	2021	10,018	32.2	47.3	36.6	8.4		7.7	
Great Bridge	2024	9,762	28.3	46.7	37.8		6.3		9.2
	2023	9,809	21.4	44.8	50.8		4.4		
	2022	9,858	22.4	48.7	51.3				
	2021	9,882	23.5	47.7	46.9			5.3	
Greets Green and Lyng	2024	9,604	30.8	14.7	67.2		10.3		7.8
	2023	9,488	21.8	20.0	74.0		6.0		
	2022	9,500	28.1	36.8	63.2				
	2021	9,455	31.6	27.7	56.8			15.5	
Hateley Heath	2024	10,400	25.0	17.1	66.9	4.9			11.1
	2023	10,247	19.8	21.7	70.7				7.6
	2022	10,300	24.6	38.0	62.0				
	2021	10,334	28.6	43.6	50.3			2.3	3.8
Langley	2024	9,529	24.7	20.6	65.9				13.5
	2023	9,528	20.1	33.3	59.3	7.4			
	2022	9,619	22.5	36.7	51.8	11.5			
	2021	9,665	25.6	28.4	47.2			24.4	

	Year	Elec	%Poll	Con	Lab	LD	Grn	Ind	Other
Newton	2024	8,647	30.6	21.2	57.7	5.9	6.9		8.3
	2023	8,658	24.6	32.5	47.3	6.9	13.3		
	2022	8,825	29.4	30.5	58.5	11.1			
	2021	8,981	34.0	35.4	41.2	5.5	3.0	15.0	
Old Warley	2024	9,099	30.4	22.6	51.4	6.4	9.1		10.6
	2023	9,193	29.5	37.2	42.1	17.9			2.9
	2022	9,277	30.6	39.1	48.8	12.1			
	2021	9,278	33.1	47.0	31.8	8.1	9.2		3.9
Oldbury	2024	10,414	28.8	17.8	58.5	13.6	6.8		3.2
	2023	10,201	25.7	35.3	57.7		4.0		3.0
	2022	10,295	26.1	34.6	59.1				6.3
	2021	10,337	31.6	31.1	64.0				4.8
Princes End	2024	9,255	22.0	37.4	46.7		2.6		13.3
	2023	9,414	19.0	48.0	44.0		2.6		5.4
	2022	9,461	17.9	50.9	49.1				
	2021	9,530	20.0	48.7	31.6			7.2	12.4
Rowley	2024	9,759	23.8	20.4	46.9		6.0	11.5	15.2
	2023	9,818	19.9	33.0	49.4	4.6	4.7	8.3	
	2022	9,793	21.8	49.2	50.8				
	2021	9,833	25.4	54.6	45.4				
St Paul's	2024	10,712	35.2	16.0	84.0				
	2023	10,572	27.1	14.4	76.8		8.8		
	2022	10,534	32.9	11.1	83.0	5.9			
	2021	10,597	37.4	14.5	81.5	4.0			
Smethwick	2024	9,797	31.1	14.9	68.2		11.5		5.4
	2023	9,885	21.4	10.9	80.7		8.4		
	2022	9,865	27.6	27.1	72.9				
	2021	9,889	30.8	18.7	69.0	5.0	4.8		2.5
Soho and Victoria	2024	11,066	29.2	10.7	70.1	5.4	13.8		
	2023	10,969	21.9	14.7	78.5	6.8			
	2022	10,974	30.6	10.5	53.7	6.5		29.3	
	2021	10,927	32.5	12.7	80.1	7.2			
Tipton Green	2024	10,559	30.6	10.3	38.5			51.2	
	2023	10,680	27.2	6.8	50.8			42.3	
	2022	10,790	27.5	16.1	44.5			39.4	
	2021	10,952	27.6	20.5	45.8			33.7	
Tividale	2024	9,183	24.0	23.0	59.2	5.7			12.1
	2023	9,188	20.4	41.1	49.5		9.3		
	2022	9,242	23.3	52.0	48.0				
	2021	9,325	27.0	47.0	53.0				
Wednesbury North	2024	9,236	27.4	20.7	41.6	2.0	4.2	20.5	111.0
	2023	9,244	20.6	30.7	56.7		6.7		5.9
	2022	9,286	25.1	43.5	53.3				3.2
	2021	9,412	26.6	43.0	51.1		4.7		1.3
Wednesbury South	2024	10,319	26.3	23.7	59.8	5.3			11.1
	2023	10,178	22.8	33.2	58.9	4.1			3.9
	2022	10,321	23.9	42.4	57.6				
	2021	10,326	30.9	34.9	56.8				8.3
West Bromwich Central	2024	10,434	33.1	13.6	53.6	5.5	6.6	13.0	7.7
	2023	10,278	24.7	23.4	66.3	4.2	6.1		
	2022	10,275	27.9	30.2	69.8				
	2021	10,406	32.9	33.5	57.0	9.5			

Sefton

1 ▼1	4	17 ▼1	50	3 ◆	9	1 ▲1	1	0 ▲1	2

Labour retain control - majority: 34 seats

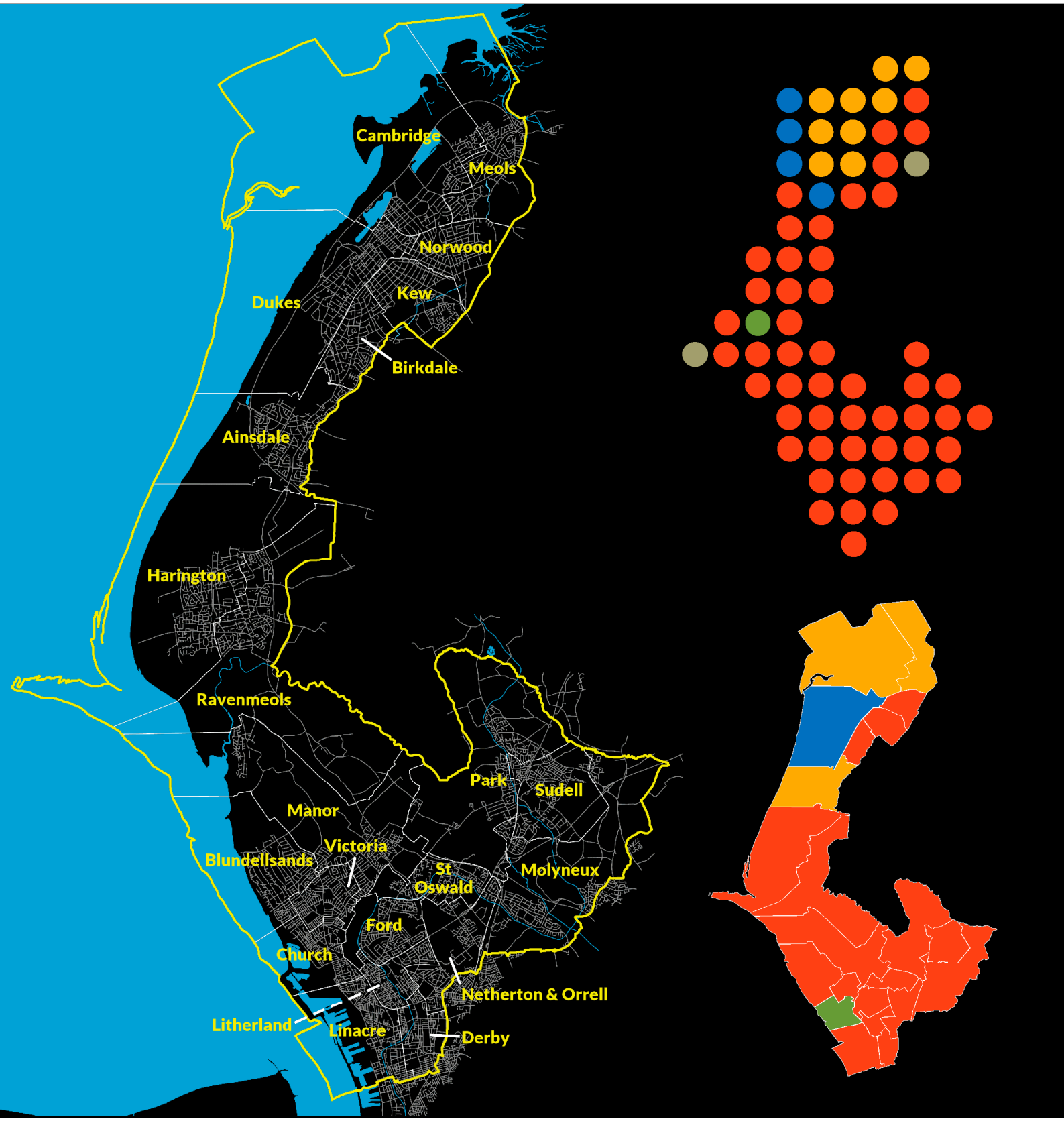

Electoral history of Sefton

	seats	%votes	seats	%votes	seats	%votes	seats	%votes	Total	Majority	
2024	4	14.8	50	54.2	9	16.8	3	14.2	22	34	●
2023	5	15.9	51	51.9	9	16.0	1	16.2	22	36	●
2022	5	20.2	46	49.1	8	15.2	7	15.6	22	27	●
2021	8	26.1	47	45.2	8	14.7	3	14.0	22	28	●
2019	6	16.1	43	43.8	12	20.8	5	19.3	22	20	●
2018	9	22.8	42	50.9	13	16.0	2	10.4	22	18	●
2016	7	15.9	39	44.9	17	17.6	3	21.5	22	12	●
2015	7	17.7	42	46.6	16	13.1	1	22.6	22	18	●
2014	7	16.5	40	37.0	17	16.0	2	30.5	22	14	●
2012	8	16.8	36	48.4	20	18.8	2	16.1	22	6	●
2011	14	25.0	28	45.3	23	19.7	1	10.1	22		
2010	15	23.5	23	35.1	28	32.2	0	9.2	22		
2008	18	34.9	21	22.2	27	32.0	0	10.8	22		
2007	18	31.6	22	26.5	26	32.3	0	9.7	22		
2006	19	31.4	21	25.7	26	34.2	0	8.7	22		
2004	19	28.5	20	28.7	27	34.6	0	8.2	66		
2003	19	26.1	24	29.4	20	33.1	3	11.4	23		
2002	16	24.7	26	32.5	21	27.9	0	14.9	23		
2000	19	31.0	22	29.8	25	35.9	0	3.3	66		
1999	15	27.4	30	33.9	24	35.0	0	3.7	23		
1998	14	31.0	31	33.5	23	31.5	1	4.0	23		
1996	13	26.6	32	42.1	24	28.8	0	2.5	23		
1995	21	22.5	29	44.9	19	29.6	0	3.0	23		
1994	24	26.2	26	40.3	19	32.5	0	1.0	23		
1992	25	44.4	27	31.3	17	23.5	0	0.8	23		
1991	22	32.7	27	34.9	20	29.3	0	5.7	23		
1990	24	28.2	27	43.4	18	23.4	0	5.0	23		
1988	25	36.9	24	34.6	20	25.7	0	2.8	23		
1987	27	37.5	24	30.7	18	30.3	0	1.5	23		
1986	29	34.1	24	32.9	16	30.0	0	2.9	23		
1984	36	39.8	22	30.3	10	28.1	1	1.9	23	3	●
1983	39	40.2	21	30.3	8	29.4	1	0.2	23	9	●
1983	40	42.7	20	20.7	8	33.2	1	3.3	23	11	●
1980	39	42.2	22	34.4	5	18.9	3	4.5	23	9	●
1979	41	43.5	23	30.0	4	18.4	1	8.1	23	14	●
1978	44	56.6	21	26.7	3	11.4	2	5.3	23	18	●
1976	43	53.2	21	26.7	3	16.1	2	4.0	23	17	●
1975	40	53.2	22	25.7	3	15.6	4	5.5	23	11	●
1973	37	43.4	24	28.3	3	15.7	5	12.6	69	5	●

Ward history of Sefton

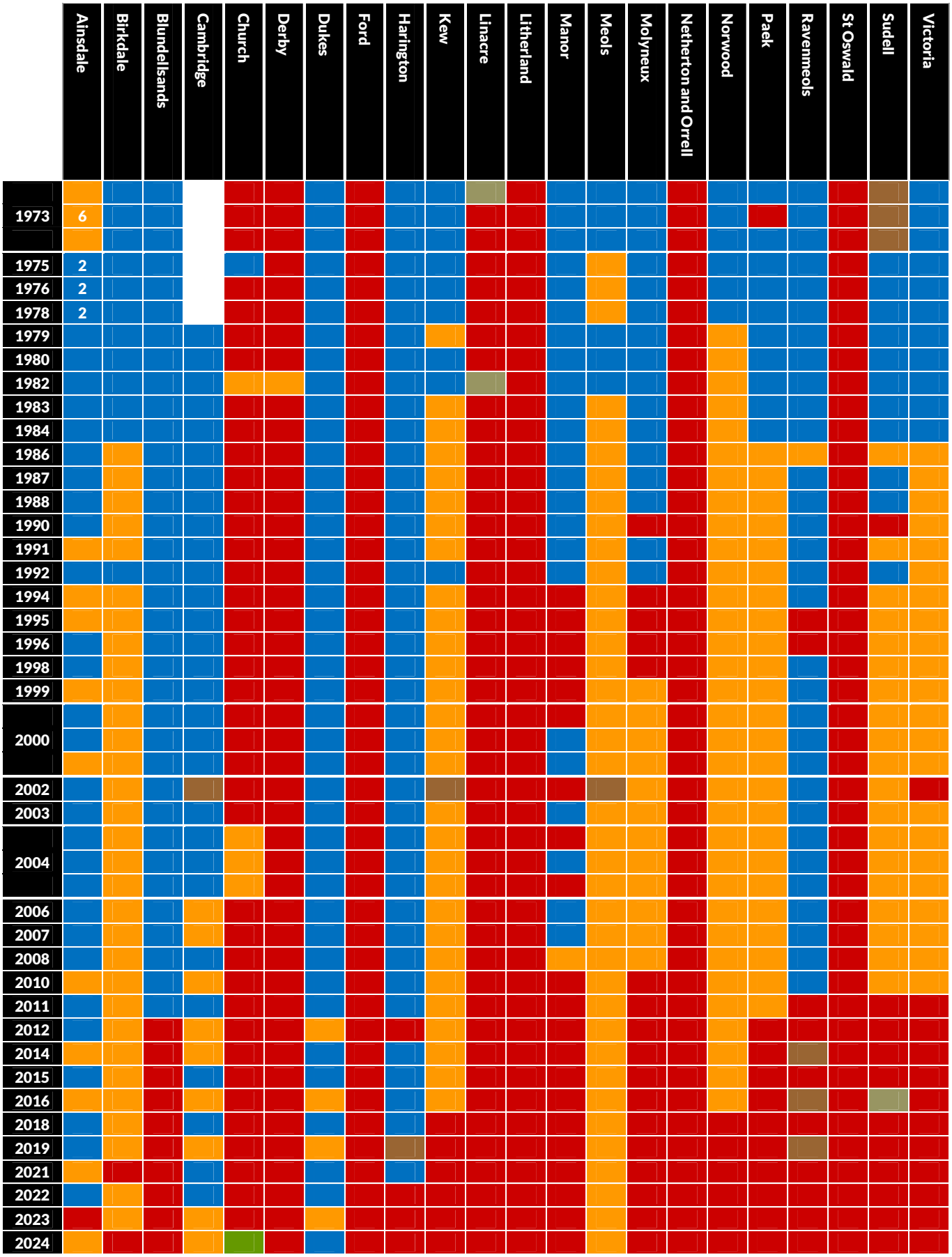

Ainsdale
Sefton Central

***Lynne Thompson**	**LD**	**1,978**	**51.5**	**+ 7.0**
Frank Hanley	Lab	1,193	31.0	+11.6
Ryan Abbott	Con	527	13.7	- 17.2
Laurence G. Rankin	Grn	145	3.8	- 1.4

Birkdale
Southport

***Sonya A. Kelly**	**Lab**	**1,435**	**41.6**	**+ 8.9**
Erin Harvey	LD	1,357	39.3	+10.0
Sam Harris	Con	489	14.2	- 13.8
Jeff Bee	Grn	168	4.9	- 1.1

Blundellsands
Sefton Central

***Diane Roscoe**	**Lab**	**2,249**	**68.3**	**+19.0**
Katie M. Burgess	Con	548	16.7	- 10.8
Kieran Dams		270	8.2	
Brian F. Dunning	LD	224	6.8	0.0

Cambridge
GAIN
Southport

Mike Sammon	**LD**	**1,161**	**36.5**	**+ 1.0**
Gary R.O.H. Doyle	Con	1,002	31.5	- 10.1
Callum Naylor	Lab	816	25.6	+ 8.6
Stephen W. Hesketh	Grn	204	6.4	+ 0.5

Church
GAIN
Bootle

Neil A. Doolin	**Grn**	**1,412**	**50.2**	**+29.1**
*Paul P. Cummins	Lab	1,307	46.5	- 17.2
Dorothy A. Brown	Con	91	3.2	- 8.1

Derby
Bootle

Maria Porter	**Lab**	**1,580**	**78.9**	**+20.1**
Leighton L.J. Sealeaf	Ref	122	6.1	
Kate Robinson	Grn	114	5.7	- 0.2
Iain Beckett	Con	91	4.5	- 2.5
Dean R. Young	TUSC	55	2.7	
Rowenna Gibson	LD	41	2.0	

Dukes
Southport

***Mike Prendergast**	**Con**	**1,379**	**41.7**	**- 0.1**
Damian Bond	LD	967	29.3	+13.2
Helen Duerden	Lab	764	23.1	+ 8.5
David I. Newman	Grn	195	5.9	+ 0.1

Ford
Bootle

***Paulette Lappin**	**Lab**	**1,541**	**80.9**	**+17.5**
Lyndsey Doolin		187	9.8	
Michael Shaw	Con	120	6.3	- 2.2
Ardash Makdani	LD	56	2.9	+ 0.7

Harington
GAIN
Sefton Central

Karen Cavanagh	**Lab**	**1,613**	**45.7**	**+12.7**
*Joe Riley	Con	978	27.7	- 14.8
Dave Irving	Res	551	15.6	+ 3.9
Michael J. Walsh	Grn	244	6.9	- 0.4
Annie Gorski	LD	142	4.0	- 0.2

Kew
Southport

***Jennifer J. Corcoran**	**Lab**	**1,358**	**43.8**	**+ 7.2**
Daniel Lewis	LD	1,118	36.1	+10.1
Owen J. Philips	Con	440	14.2	- 16.5
Rob Wesley	Grn	184	5.9	- 0.9

Linacre
Bootle

Joanne Williams	**Lab**	**1,402**	**85.5**	**- 3.3**
David C. Mellalieu	LD	134	8.2	
Graham Campbell	Con	103	6.3	- 4.9

Litherland
Bootle

Paula Murphy	**Lab**	**1,526**	**74.0**	**+10.2**
Ian Smith	Ind	249	12.1	
Amber-Page M. Moss	Grn	142	6.9	+ 0.6
Colin Appleton	Con	99	4.8	- 1.8
Roy Connell	LD	47	2.3	

Manor
Sefton Central

Dominic McNabb	**Lab**	**1,800**	**62.8**	**+15.0**
Martyn P. Barber	Con	520	18.2	- 13.6
James D. O'Keeffe		311	10.9	
John P.R. Gibson	LD	233	8.1	- 1.8

Meols
Southport

***John Dodd**	**LD**	**1,452**	**46.3**	**- 1.7**
Steve Jowett	Lab	863	27.5	+14.2
Bob Teesdale	Con	613	19.5	- 12.0
Pauline A. Hesketh	Grn	208	6.6	- 0.6

Molyneux
54% Liverpool, Walton, 46% Sefton Central

Sam Hinde	**Lab**	**2,063**	**75.0**	**+ 8.3**
Marcus Bleasdale	Con	254	9.2	- 9.5
David W. Collins		220	8.0	
Paul Young	LD	213	7.7	+ 1.7

Netherton and Orrell
Bootle

Tom Spring	**Lab**	**1,637**	**77.9**	**+ 2.7**
Simon F.X.A. Baron	Grn	127	6.0	
Marie Walsh	Free	120	5.7	
Adam E. Marsden	Con	113	5.4	- 5.1
Vic Foulds	LD	55	2.6	
Owen Croft	TUSC	50	2.4	

Norwood
Southport

Dave Neary	**Lab**	**1,487**	**55.3**	**+11.6**
Margaret E. Middleton	Con	461	17.2	- 10.8
Lesley Delves	LD	433	16.1	- 4.7
David A. McIntosh	Grn	306	11.4	+ 3.1

Park
Sefton Central

Chloe Burke	**Lab**	**1,621**	**58.1**	**- 4.2**
Paul F. McCord	Cmty	641	23.0	
Craig P. Titherington	Con	274	9.8	- 24.9
Roy Greason	Grn	180	6.4	- 5.0
Keith W. Cawdron	LD	76	2.7	

Ravenmeols
Sefton Central

***Catie Page**	**Lab**	**1,759**	**56.8**	**+18.2**
Maria Bennett	Res	741	23.9	- 6.4
Angelica Sadrieva	Con	307	9.9	- 13.2
Alison M. Gibbon	Grn	201	6.5	+ 0.9
Lisa Nicholson-Smith	LD	89	2.9	+ 0.5

St Oswald
Bootle

Joe Johnson	**Lab**	**1,270**	**78.7**	**- 6.9**
Conor A. O'Neil	TUSC	127	7.9	
Rupert Shoebridge	Grn	117	7.2	
Henry Bliss	Con	100	6.2	- 8.2

Sudell
Sefton Central

***James J. Hansen**	**Lab**	**1,715**	**58.9**	**+ 8.5**
Joanne E. McCall	Cmty	604	20.8	
Daniel R. Kirk	Con	336	11.5	- 24.7
Paul A. Dunbar		128	4.4	
James Tattersall	LD	104	3.6	
Marie Blease		23	0.8	

Victoria
Bootle

***Michael Roche**	**Lab**	**2,386**	**68.7**	**+15.7**
Hannah J. Gee	LD	452	13.0	- 15.2
Samantha L. Cook		380	10.9	
Paul M. Barber	Con	253	7.3	- 3.6

Summary of results: Sefton

	Year	Elec	%Poll	Con	Lab	LD	Grn	Ind	Other
Ainsdale	2024	10,061	38.5	13.7	31.0	51.5	3.8		
	2023	9,973	42.3	24.8	35.5	35.2	4.4		
	2022	10,028	42.1	33.0	32.2	30.3	4.5		
	2021	10,181	40.3	30.9	19.4	44.5	5.2		
Birkdale	2024	10,018	34.7	14.2	41.6	39.3	4.9		
	2023	9,992	35.4	14.3	38.4	40.5	3.8		3.1
	2022	10.086	34.8	19.9	31.2	43.4	5.4		
	2021	10,220	33.8	32.0	32.7	29.3	6.0		
Blundellsands	2024	9,159	36.2	16.7	68.3	6.8		8.2	
	2023	9,187	39.1	18.6	66.9	7.4	7.1		
	2022	9,268	37.9	22.7	66.0	11.3			
	2021	9,439	41.1	27.5	49.3	6.8	12.4		4.1
Cambridge	2024	9,716	33.0	31.5	25.6	36.5	6.4		
	2023	9,701	35.8	34.1	19.1	42.7	4.1		
	2022	9,771	36.2	37.9	19.2	37.2	5.6		
	2021	10,084	35.1	41.6	17.0	35.5	5.9		
Church	2024	9,091	31.1	3.2	46.5		50.2		
	2023	9,078	30.1	4.2	53.6		40.0		2.2
	2022	9,157	31.5	5.4	64.5		30.1		
	2021	9,423	29.3	11.3	63.7	3.9	21.1		
Derby	2024	9,002	22.5	4.5	78.9	2.0	5.7		8.8
	2023	8,984	22.9	6.8	80.9		7.3		5.0
	2022	9,010	23.8	7.8	82.6			9.6	
	2021	9,174		7.0	58.8		5.9	28.3	
Dukes	2024	10,442	31.9	41.7	23.1	29.3	5.9		
	2023	10,419	34.2	34.2	19.0	42.1	4.6		
	2022	10,471	33.9	41.9	23.4	34.7			
	2021	10,705	35.6	41.8	14.6	16.1	5.8	23.7	
Ford	2024	9,243	20.8	6.3	80.9	2.9	9.8		
	2023	9,244	22.0	6.3	80.9	2.7	10.1		
	2022	9,292	23.5	5.2	66.5			24.5	3.8
	2021	9,390	25.5	8.5	63.4	2.2	8.4	12.9	4.6
Harington	2024	9,689	36.6	27.7	45.7	4.0	6.9		15.6
	2023	9,693	40.1	24.6	38.3	6.8	4.7		25.6
	2022	9,766	39.4	38.7	40.3	6.7	5.8		8.6
	2021	9,930	41.3	42.5	33.0	4.2	7.3		12.9
Kew	2024	10,720	29.2	14.2	43.8	36.1	5.9		
	2023	10,568	28.9	19.5	52.5	20.4	7.5		
	2022	10,389	30.3	27.0	50.1	22.9			
	2021	10,414	28.7	30.7	36.6	26.0	6.8		
Linacre	2024	9,073	18.4	6.3	85.5	8.2			
	2023	8,932	17.2	5.9	76.0		9.1	9.0	
	2022	8,902	19.6	6.6	76.2			17.3	
	2021	9,138	19.5	11.2	88.8				
Litherland	2024	9,055	23.0	4.8	74.0	2.3	6.9	12.1	
	2023	8,908	23.5	5.3	74.7		7.4	12.6	
	2022	8,929	24.8	5.5	77.2			12.9	4.4
	2021	8,984	26.4	6.6	63.8		6.3	23.3	
Manor	2024	9,845	29.3	18.2	62.8	8.1		10.9	
	2023	9,792	32.1	17.8	59.8	10.7	8.9		2.7
	2022	9,891	31.2	21.7	59.1	11.1	8.1		
	2021	10,020	31.7	31.8	47.8	9.9	10.5		
Meols	2024	10.016	31.5	19.5	27.5	46.3	6.6		
	2023	9,899	34.1	26.2	23.5	44.7	5.6		
	2022	9,917	36.3	33.6	23.4	37.0	5.9		
	2021	10,057	35.3	31.5	13.3	48.0	7.2		
Molyneux	2024	10,187	27.3	9.2	75.0	7.7		8.0	
	2023	10,172	28.6	8.1	73.7			13.9	4.3
	2022	10,128	31.2	8.7	60.3			31.0	
	2021	10,190	29.0	18.7	66.7	6.0	8.7		

	Year	Elec	%Poll	Con	Lab	LD	Grn	Ind	Other
Netherton & Orrell	2024	9,616	22.0	5.4	77.9	2.6	6.0		8.1
	2023	9,577	21.9	8.9	84.7				6.4
	2022	9,678	24.8	7.4	72.8			19.8	
	2021	9,815	24.3	10.5	75.2			14.3	
Norwood	2024	10,232	26.7	17.2	55.3	16.1	11.4		
	2023	10,217	29.1	15.7	59.3	18.6	6.3		
	2022	10,345	30.2	21.7	55.9	14.6	7.9		
	2021	10,552	29.0	28.0	43.7	20.8	7.5		
Park	2024	9,646	29.1	9.8	58.1	2.7	6.4		23.0
	2023	9,643	33.7	8.2	44.4	2.7	3.9	40.9	
	2022	9,767	34.4	12.2	45.1		7.3	35.4	
	2021	9,851	33.0	34.7	53.9		11.4		
Ravenmeols	2024	9,793	31.7	9.9	56.8	2.9	6.5		23.0
	2023	9,638	35.6	9.8	47.5	5.4	5.8		31.4
	2022	9,567	35.3	19.6	52.5		8.7		19.1
	2021	9,637	39.5	23.1	38.6	2.4	5.6		30.3
St Oswald	2024	8,028	20.3	6.2	78.7		7.2		7.9
	2023	8,072	20.6	9.1	82.1				8.7
	2022	8,409	-		Unop				
	2021	8,409	22.0	14.4	85.6				
Sudell	2024	10,383	28.2	11.5	58.9	3.6		5.2	20.8
	2023	10,348	32.3	9.1	52.8			36.2	1.8
	2022	10,351	34.8	7.9	37.0	4.4		49.2	1.6
	2021	10,402	33.9	36.2	50.4		7.4		6.0
Victoria	2024	10,505	33.3	7.3	68.7	13.0		10.9	
	2023	10,498	36.6	8.6	61.4	20.2	9.9		
	2022	10,558	36.2	6.9	60.3	27.0	5.7		
	2021	10,853	37.6	10.9	53.0	28.2	7.9		

Sheffield

0	0	13	36	8	27	6	14	1	1	0	6
▼1		▼3		▼2		▼1		▲1		▲6	

Council remains under no overall control

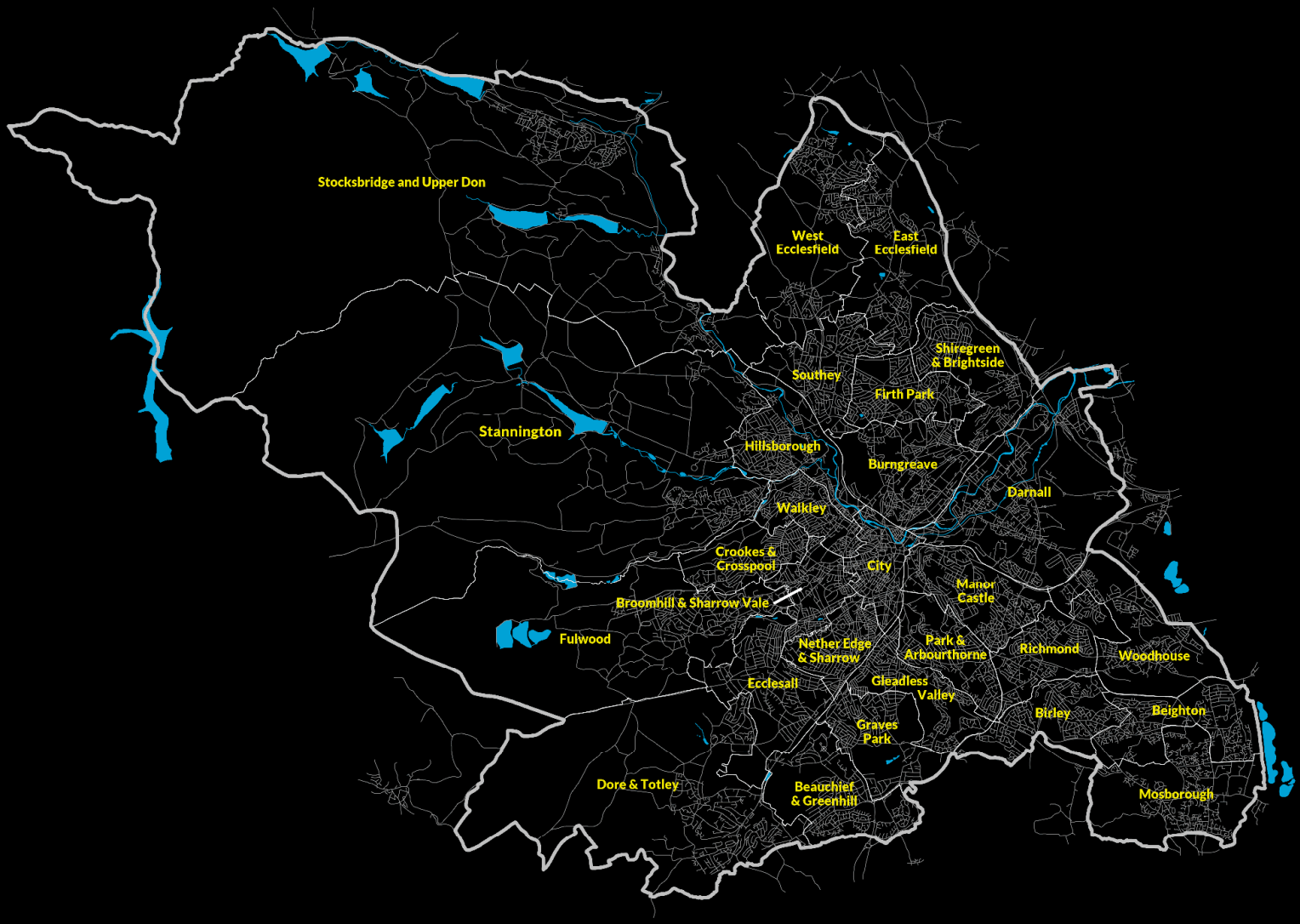

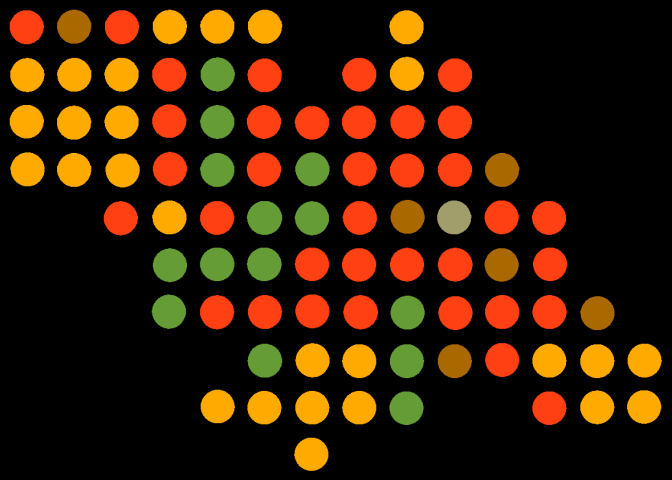

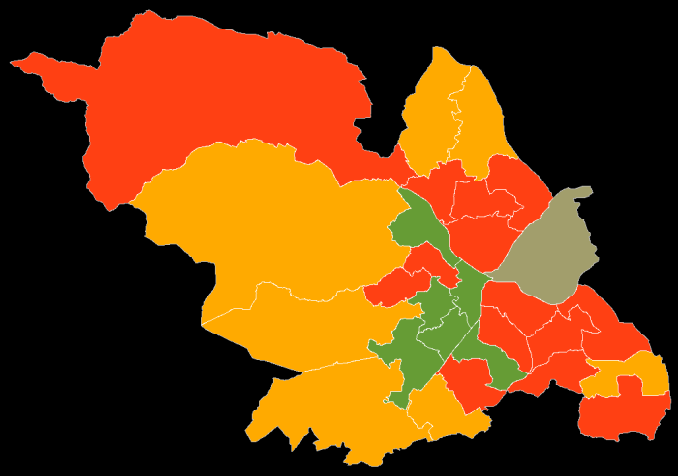

Electoral history of Sheffield

	seats	%votes	seats	%votes	seats	%votes	seats	%votes	seats	%votes	Total	Majority
2024	0	9.4	36	39.2	27	22.0	14	22.0	7	7.3	28	
2023	1	11.0	39	40.5	29	26.7	15	17.7	0	4.0	28	
2022	1	13.1	40	40.6	29	21.8	13	21.2	1	24.5	28	
2021	1	18.5	41	36.6	29	21.2	9	22.0	4	23.7	28	
2019	0	8.0	49	31.7	26	24.6		22.5	9	13.2	28	14 ●
2018	0	13.5	53	40.5	22	24.6		17.8	9	3.6	28	22 ●
2016	0	9.2	57	38.2	19	21.2		13.2	8	18.3	84	30 ●
2015	0	12.5	59	41.1	17	16.5		12.0	8	18.0	84	34 ●
2014	0	7.2	60	36.8	17	17.6		12.6	7	25.9	84	36 ●
2012	0	8.2	59	46.9	23	22.0		10.4	2	12.5	84	34 ●
2011	0	11.7	49	48.1	32	26.0		11.0	3	3.2	28	
2010	0	14.6	39	35.6	42	36.2		6.3	3	7.4	28	
2008	0	16.0	36	30.0	45	36.9		9.1	3	7.9	28	6 ●
2007	1	14.5	41	34.8	39	33.9		9.6	3	7.4	28	
2006	2	15.0	45	33.7	34	34.0		10.9	3	6.4	28	6 ●
2004	2	15.9	44	34.7	37	31.0		12.8	1	5.5	84	4 ●
2003	1	14.4	49	41.2	37	36.2		6.2	0	1.9	29	11 ●
2002	2	13.6	43	44.5	42	36.6		3.3	0	2.0	29	
2000	1	14.1	37	37.4	49	44.9		2.2	0	1.4	30	11 ●
1999	1	9.2	39	37.9	47	50.6		1.1	0	1.2	29	7 ●
1998	1	11.8	50	35.5	36	50.2			0	2.5	29	13 ●
1996	1	13.3	55	43.8	31	41.2			0	1.7	30	23 ●
1995	4	11.4	58	47.4	25	39.0			0	2.3	30	29 ●
1994	8	12.6	57	41.2	22	42.1			0	4.0	30	27 ●
1992	11	32.4	67	38.3	9	27.6			0	1.7	30	47 ●
1991	11	23.0	70	50.4	6	24.9			0	3.2	30	53 ●
1990	11	17.8	69	62.2	7	17.1			0	3.0	30	51 ●
1988	12	22.1	66	58.9	9	18.3			0	0.7	30	45 ●
1987	13	21.1	65	50.4	9	28.3			0	0.2	30	43 ●
1986	14	20.0	64	53.7	9	25.3			0	1.1	30	41 ●
1984	17	24.6	61	54.6	9	20.6			0	0.3	30	35 ●
1983	18	29.2	61	50.9	7	19.7			1	0.1	30	35 ●
1982	18	23.3	60	48.0	9	28.3			0	0.3	29	33 ●
1980	18	34.1	60	52.9	9	12.3			0	0.7	87	33 ●
1979	22	35.6	62	53.3	6	10.5			0	0.5	30	34 ●
1978	24	40.9	60	50.2	6	8.0			0	0.9	30	30 ●
1976	22	38.6	63	45.1	5	10.6			0	5.6	30	36 ●
1975	20	41.8	66	44.6	4	12.9			0	0.7	30	42 ●
1973	18	28.7	69	54.9	3	12.6			0	19.0	90	48 ●

Ward history of Sheffield

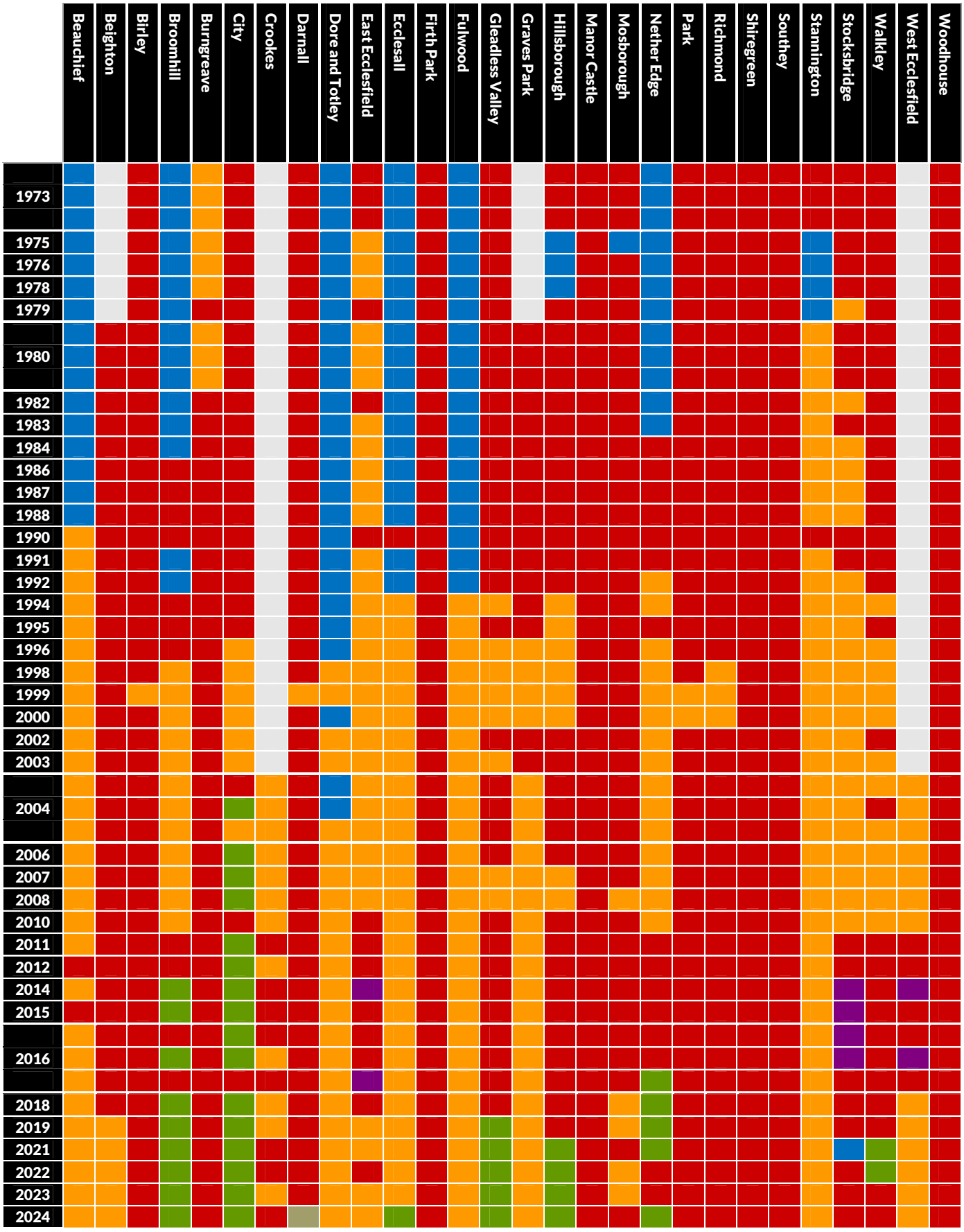

Beauchief and Greenhill
Sheffield, Heeley

***Sophie J. Thornton**	**LD**	**1,937**	**42.7**	**+ 9.3**
Hafeas Rehman	Lab	1,446	31.9	- 0.8
Gill Black	Grn	574	12.6	- 0.6
Anne Smith	Con	396	8.7	- 11.9
Claire Newman	Her	104	2.3	
Daniel L. Smith	TUSC	81	1.8	

Beighton
Sheffield South East

***Ann D. Woolhouse**	**LD**	**1,355**	**37.4**	**+ 4.1**
Lisa Banes	Lab	1,353	37.3	+ 5.0
Shirley D. Clayton	Con	579	16.0	- 9.1
Stewart J.C. Kemp	Grn	255	7.0	- 0.8
Mark Dixey	TUSC	83	2.3	+ 0.8

Birley
Sheffield South East

Matthew R. Dwyer	**Lab**	**1,520**	**47.6**	**- 1.9**
David J. Cronshaw	Ind	647	20.3	
Steven D. Winstone	Con	378	11.8	- 21.4
Alan Yearsley	Grn	308	9.7	- 2.0
Willis J. Marshall	LD	288	9.0	+ 3.4
Andrea Ugolini	TUSC	49	1.5	

Broomhill and Sharrow Vale
Sheffield Central

***Brian Holmshaw**	**Grn**	**2,693**	**48.6**	**+ 5.1**
Abdiaziz N. Ducaleh	Lab	1,951	35.2	- 7.0
Patrick W. Gilbert	LD	355	6.4	+ 1.1
Joanne Lowe	Con	278	5.0	- 2.1
Edward Boyle	TUSC	137	2.5	+ 0.7
Mike Pomranz	Ind	126	2.3	

Burngreave
Sheffield Brightside and Hillsborough

***Safiya Saeed**	**Lab**	**1,780**	**45.1**	**- 20.3**
Mustafa A. Ahmed	Grn	894	22.6	+11.8
Mohammad Nisar	Ind	612	15.5	
James R. Ellwood	LD	302	7.6	+ 3.3
Alma Thule	Con	241	6.1	- 4.4
Hollie C. Buisson	TUSC	119	3.0	

City
Sheffield Central

***Douglas J.P. Johnson**	**Grn**	**1,362**	**51.4**	**- 2.6**
Thomas Evans	Lab	901	34.0	- 1.0
Ashish Bhandari	Con	162	6.1	- 1.3
Shelley A. Cockayne	LD	141	5.3	+ 1.7
Maddie Rooney	TUSC	86	3.2	

Crookes and Crosspool
Sheffield Hallam

***Ruth M. Milsom**	**Lab**	**3,310**	**48.3**	**+11.0**
Jordan Barry	LD	2,188	31.9	- 1.0
Oscar Idle	Grn	972	14.2	- 4.9
Marina Round	Con	305	4.5	- 14.6
Joseph L. Hibbert	TUSC	77	1.1	

Darnall
GAIN

Sheffield South East

Qais Al-Ahdal	**Ind**	**2,402**	**52.9**	
Sajid Ghafur	Lab	1,223	27.0	- 29.4
Philip H. Winn	LD	394	8.7	- 8.7
Joydu Al-Mahfuz	Grn	311	6.9	+ 1.4
Muzafar Rahman	Con	207	4.6	- 0.9

Dore and Totley
Sheffield Hallam

Rebecca Atkinson	**LD**	**3,283**	**51.3**	**+ 3.4**
Sam Savory	Lab	1,390	21.7	+ 7.9
Zoe Steane	Con	879	13.7	-12.2
Bex Winter	Grn	796	12.4	0.0
Luke J.E. Brownbill	TUSC	56	0.9	

East Ecclesfield
Penistone and Stocksbridge

***Alan G. Woodcock**	**LD**	**1,906**	**42.8**	**+11.8**
Bridget Kelly	Lab	1,705	38.3	+ 7.7
Kevin J. Mahoney	Con	475	10.7	- 17.1
Rosie Trevillion	Grn	271	6.1	+ 1.0
Rebecca Fryer	TUSC	99	2.2	

Ecclesall
GAIN

Sheffield Hallam

Peter Gilbert	**Grn**	**3,147**	**37.7**	**+12.9**
*Roger N. Davison	LD	2,751	33.0	- 1.1
Lisa Markham	Lab	1,915	23.0	- 2.5
Gordan R. Millward	Con	453	5.4	- 6.9
Noah T. Eden	TUSC	74	0.9	

Firth Park
Sheffield Brightside and Hillsborough

Nikki S. Belfield	**Lab**	**1,605**	**54.2**	**- 2.5**
Eamonn Ward	Grn	438	14.8	+ 5.0
Brendon P.J. Colk	Con	310	10.5	- 13.7
Julia A. Wright	LD	222	7.5	+ 2.9
John C. Booker	Ind	201	6.8	
Joanna K. Hall	TUSC	185	6.2	

Firth Park by-election

Fran Belbin	**Lab**	**1,585**	**67.1**
Colin McCulloch	Grn	381	16.1
Michael E. Brown	LD	212	9.0
Allou Diallo	Con	184	7.8

Fulwood
Sheffield Hallam

***Sue J. Alston**	**LD**	**2,952**	**48.2**	**+ 1.6**
Winko K. Oo	Lab	1,610	26.3	+ 4.4
Judith Rutnam	Grn	975	15.9	- 1.1
Thomas J. Wilson	Con	506	8.3	- 6.2
John Bunn	TUSC	78	1.3	

Gleadless Valley
Sheffield, Heeley

***Alexi Dimond**	**Grn**	**2,462**	**52.2**	**+11.2**
Bethany L. Cheshire	Lab	1,607	34.0	- 3.0
Brett Colk	Con	281	6.0	- 4.6
John Dryden	LD	238	5.0	+ 0.5
Simon Jenkins	TUSC	132	2.8	+ 0.9

Graves Park
GAIN

Sheffield, Heeley

Rob Bannister	**Lab**	**1,954**	**36.4**	**+ 6.2**
Tariq M. Zaman	LD	1,856	34.5	- 4.7
Thomas Atkin-Withers	Grn	1,043	19.4	0.0
Chris Garratt	Con	396	7.4	- 3.9
Liam G. Ball	TUSC	126	2.3	

Hillsborough
Sheffield, Brightside and Hillsborough

***Christine G. Kubo**	**Grn**	**2,726**	**51.3**	**+ 9.9**
Bren Twomey	Lab	1,763	33.2	- 2.4
Patricia Barnsley	Con	363	6.8	- 9.2
Chris Lynch	LD	213	4.0	- 1.6
John Hartley	Her	126	2.4	
Leah A. Byatt	TUSC	118	2.2	+ 0.8

Manor Castle
Sheffield Central

Elle Dodd	**Lab**	**1,881**	**57.6**	**+10.5**
Ruth Flagg-Abbey	Grn	603	18.5	- 0.8
Seun Ajao	Con	308	9.4	- 8.0
Craig Judson	Ind	175	5.4	
Stepahnie Kenning	LD	170	5.2	+ 1.2
Alistair Tice	TUSC	128	3.9	+ 0.8

Mosborough
Sheffield South East

***Tony T. Downing**	**Lab**	**2,035**	**48.6**	**+ 8.6**
Jonny Dixon	LD	1,523	36.4	+ 0.9
Eve Millward	Con	450	10.8	- 7.4
Julie White	Grn	150	3.6	- 0.9
Rory Smith	TUSC	28	0.7	

Nether Edge and Sharrow
Sheffield Central

***Maroof A. Raouf**	**Grn**	**2,662**	**40.8**	**- 6.5**
Derek H. Martin	Lab	2,549	39.1	+ 5.5
Nasar Raouf	LD	501	7.7	+ 1.8
Fayyaz H.S. Ji	Ind	381	5.8	
John W. Chapman	Con	253	3.9	- 4.5
Bridget R. Gilbert	TUSC	172	2.6	- 0.3

Shiregreen and Brightside
Sheffield, Brightside and Hillsborough

Mark S. Rusling	**Lab**	**1,547**	**54.7**	**+ 0.2**
Roger Barnsley	Con	434	15.4	- 14.6
Joel Gilbert	Grn	387	13.7	+ 4.3
Tracy Booker	Ind	202	7.1	
Rachel E. Barker	LD	180	6.4	+ 0.2
Patricia Prystupa	TUSC	77	2.7	

Walkley
Sheffield Central

John Wright	**Lab**	**2,789**	**50.2**	**+12.2**
Dylan Lewis-Creser	Grn	1,782	32.1	- 13.9
Alex Purvis	LD	322	5.8	+ 2.3
Liam Neilson	Con	296	5.3	- 4.5
Isabelle A. France	TUSC	166	3.0	+ 1.8
Tim Grindley	Her	132	2.4	
Ben Ughetti	Comm	69	1.2	

Park and Arbourthorne
Sheffield, Heeley

Mia Drazaic	**Lab**	**1,607**	**50.8**	**+ 1.5**
Billie Turner	Grn	486	15.4	+ 0.2
Richard H. Blyth	Con	467	14.8	- 13.1
Ann P. Kingdom	LD	273	8.6	+ 1.0
Annie Stoker	SDP	175	5.5	
Jack Jeffery	TUSC	153	4.9	

Southey
Sheffield, Brightside and Hillsborough

Gareth E. Slater	**Lab**	**1,438**	**52.4**	**- 2.1**
Andrew Hards	Grn	376	13.7	+ 2.0
Andrew M. Smith	Con	319	11.6	- 13.4
*Tony Damms	Ind	318	11.6	
Kevin Grum	LD	196	7.1	+ 2.4
Harry J. Lomas	TUSC	99	3.6	

West Ecclesfield
Penistone and Stocksbridge

***Ann C. Whitaker**	**LD**	**1,662**	**40.4**	**+ 5.0**
Tom Blandford	Lab	1.584	38.5	+11.0
Scott Darby	Con	465	11.3	- 6.7
Kathy Aston	Grn	288	7.0	+ 1.6
Christie R. Littlewood	TUSC	112	2.7	

Richmond
38% Sheffield Heeley, 62% Sheffield South East

***David C. Barker**	**Lab**	**1,728**	**53.7**	**+ 6.9**
Brian Kus	Ref	502	15.6	
Christine Saunders	Con	401	12.5	- 13.0
Luke Hunt	Grn	339	10.5	- 2.6
Adil S. Mohammed	LD	124	3.9	- 0.3
Sue Statter	TUSC	124	3.9	

Stannington
Sheffield, Hallam

Richard N. Williams	**LD**	**1,959**	**40.2**	**+ 8.3**
Lewis W.B. Dagnall	Lab	1,589	32.6	+ 3.6
Chris Bragg	Grn	692	14.2	+ 2.4
Isaac Howarth	Con	521	10.7	- 14.1
Robert M. Simpson	TUSC	110	2.0	

Stocksbridge and Upper Don
Penistone and Stocksbridge

Mark H. Whittaker	**Lab**	**2,399**	**49.6**	**+26.2**
Matthew P. Dixon	Con	1,341	27.7	- 4.7
David Willington	Grn	607	12.5	+ 2.0
Susan Davidson	LD	398	8.2	- 15.1
Claire S. Wraith	TUSC	95	2.0	

Woodhouse
Sheffield South East

***Mick J. Rooney**	**Lab**	**1,810**	**53.4**	**- 1.9**
Mary Love	Con	453	16.0	- 14.3
Hannah Nicklin	Grn	311	11.0	+ 2.2
Jack Carrington	Ind	272	9.6	
Charles P. Edwardson	LD	195	6.9	+ 1.3
Joshua A. Crapper	TUSC	89	3.1	

Summary of results: Sheffield

	Year	Elec	%Poll	Con	Lab	LD	Grn	Ind	Other
Beauchief and Greenhill	2024	13,790	33.1	8.7	31.9	42.7	12.4		4.1
	2023	13,805	34.8	7.9	31.4	46.0	9.5		5.2
	2022	13,835	35.5	11.9	36.4	40.1	11.6		
	2021	14.147	36.8	20.6	32.7	33.4	13.2		
Beighton	2024	13,228	27.7	16.0	37.3	37.4	7.0		2.3
	2023	13,226	28.9	9.6	34.1	49.4	4.3		2.6
	2022	13,295	30.5	16.2	37.1	39.2	7.4		
	2021	13,540	32.2	25.1	32.3	33.3	7.8		1.5
Birley	2024	12.495	25.6	11.8	47.6	9.0	9.7	20.3	1.5
	2023	12,494	24.3	18.9	52.7	9.2	11.4	6.2	1.6
	2022	12,600	25.3	19.1	56.4	5.4	9.4		9.8
	2021	12,770	29.4	33.2	49.5	5.6	11.7		
Broomhill and Sharrow Vale	2024	15,848	36.9	5.0	35.2	6.4	48.6	2.3	2.5
	2023	14,228	31.6	5.1	33.9	6.5	51.7		2.8
	2022	17,461	32.9	5.1	39.9	5.2	46.9		2.9
	2021	20,349	30.1	7.1	42.2	5.3	43.5		1.8
Burngreave	2024	14,710	27.1	6.1	45.1	7.6	22.6	15.5	3.0
	2023	14,597	23.7	6.8	67.0	9.1	12.7		4.3
	2022	14,469	27.0	7.2	71.0	5.4	16.4		
	2021	14,664	27.0	10.5	65.4	4.3	10.8	4.1	4.9
City	2024	12,842	20.8	6.1	34.0	5.3	51.4		3.2
	2023	13,177	16.0	4.9	29.9	5.3	53.4		6.6
	2022	13,036	16.2	5.2	31.6	4.0	55.4		3.7
	2021	12,826	17.9	7.4	35.0	3.6	54.0		
Crookes and Crosspool	2024	13,518	51.0	4.5	48.3	31.9	14.2		1.1
	2023	14,621	45.6	5.0	38.4	41.2	13.7		1.7
	2022	14,924	44.8	7.0	37.5	34.5	17.9		3.1
	2021	14,991	46.9	9.0	37.3	32.9	19.1		1.8
Darnall	2024	13,835	33.1	4.6	27.0	8.7	6.9	52.9	
	2023	13,490	23.9	9.8	68.1	13.7	5.4		2.9
	2022	13,458	26.6	11.7	66.3	12.1	6.0		3.9
	2021	13,741	27.1	17.1	56.4	17.4	5.5		3.6
Dore and Totley	2024	14,649	44.0	13.7	21.7	51.3	12.4		0.9
	2023	14,692	45.6	14.4	17.4	56.1	11.4		0.8
	2022	14,733	45.0	19.7	16.6	50.4	13.3		
	2021	14,835	52.2	25.9	13.8	47.9	12.4		
East Ecclesfield	2024	13,894	32.3	10.7	38.3	42.8	6.1		2.2
	2023	13,807	30.9	11.8	38.5	41.1	6.2		2.4
	2022	13,846	32.4	18.8	42.1	34.0	5.1		
	2021	13,986	34.6	27.8	30.6	31.0	5.1		5.5
Ecclesall	2024	15,887	52.8	5.4	23.0	33.0	37.7		0.9
	2023	15,783	53.1	8.8	29.5	59.9			1.8
	2022	15,842	51.0	9.3	27.9	32.9	28.3		1.6
	2021	15,838	54.0	12.3	25.5	34.1	24.8		3.3
Firth Park	2024	14,380	21.2	10.5	54.2	7.5	14.8	6.8	6.2
	2023	14,261	19.7	11.4	56.2	7.1	15.7		9.5
	2022	14,123	21.8	14.7	54.2	14.2	6.4		10.4
	2021	14,335	23.5	24.2	56.7	4.6	9.8	4.7	
Fulwood	2024	13,177	46.8	8.3	26.3	48.2	15.9		1.3
	2023	14,249	46.3	7.6	27.6	52.2	11.5		1.2
	2022	14,070	46.1	10.7	30.3	41.7	17.2		
	2021	12,261	56.5	14.5	21.9	46.6	17.0		
Gleadless Valley	2024	13,465	35.3	6.0	34.0	5.0	52.2		2.8
	2023	13,461	34.4	7.0	37.6	6.2	45.5		3.7
	2022	13,469	36.6	8.3	37.1	5.2	47.4		1.9
	2021	13,708	39.2	10.6	37.0	4.5	46.0		1.9

	Year	Elec	%Poll	Con	Lab	LD	Grn	Ind	Other
Graves Park	2024	13,458	40.2	7.4	36.4	34.5	19.4		2.3
	2023	13,317	41.9	7.8	35.7	40.1	14.4		2.0
	2022	13,370	41.5	8.1	34.7	36.3	20.9		
	2021	13,482	44.9	11.3	30.2	39.2	19.4		
Hillsborough	2024	14,721	36.2	6.8	33.2	4.0	51.3	2.4	2.2
	2023	14,603	36.4	8.5	38.5	5.0	46.1		2.0
	2022	14,526	36.3	10.1	38.6	4.3	45.1		1.9
	2021	14,672	38.7	16.0	35.6	5.6	41.4		1.4
Manor Castle	2024	14,938	22.0	9.4	57.6	5.2	18.5	5.4	3.9
	2023	14,688	20.8	8.7	42.6	7.0	18.6	6.0	17.1
	2022	14,734	21.3	12.0	52.5	4.8	17.9		13.0
	2021	14,923	22.4	17.4	47.1	4.0	19.3		12.2
Mosborough	2024	13,499	31.2	10.8	48.6	36.4	3.6		0.7
	2023	13,545	30.8	12.0	37.2	43.1	5.2		2.5
	2022	13,605	31.8	15.6	38.0	40.9	5.5		
	2021	13,688	36.0	18.2	40.0	35.5	4.5		1.8
Nether Edge and Sharrow	2024	15,362	42.9	3.9	39.1	7.7	40.8	5.8	2.6
	2023	15,432	42.2	4.3	47.4	8.0	37.6		2.7
	2022	15,533	42.8	4.4	47.6	6.0	39.6		2.4
	2021	16,335	40.4	8.4	33.6	5.9	47.3		4.8
Park and Arbourthorne	2024	13,090	24.4	14.8	50.8	8.6	15.4		10.4
	2023	12,989	24.0	18.6	49.9	9.8	17.0		4.8
	2022	13,180	25.3	18.4	44.8	8.3	17.4		11.0
	2021	15,956	23.8	27.9	49.3	7.6	15.2		
Richmond	2024	13,798	23.5	12.5	53.7	3.9	10.5	15.6	3.9
	2023	10,876	23.1	17.8	52.3	9.1	9.5		11.3
	2022	14,049	23.8	21.4	50.4	5.6	12.4		10.1
	2021	14,193		25.5	46.8	4.2	13.1		10.4
Shiregreen and Brightside	2024	13.664	20.9	15.4	54.7	6.4	13.7	7.1	2.7
	2023	13,639	19.7	18.8	59.4	8.4	11.0		2.4
	2022	13,741	31.6	19.0	58.6	8.6	11.1		2.7
	2021	13,902	23.9	30.0	54.5	6.2	9.4		
Southey	2024	14,018	19.7	11.6	52.4	7.1	13.7	11.6	3.6
	2023	13,809	20.1	16.3	60.1	8.3	11.3		4.1
	2022	13,803	21.1	19.9	56.5	8.2	15.5		
	2021	14,034	23.0	25.0	54.5	4.7	11.7		4.2
Stannington	2024	14,304	34.3	10.7	32.6	40.2	14.2		2.3
	2023	14,340	37.2	13.3	23.5	52.4	9.4		1.5
	2022	14,360	38.2	14.2	28.6	36.8	14.6	3.5	2.2
	2021	14,473	41.6	24.8	29.0	31.7	11.8		2.8
Stocksbridge and Upper Don	2024	14,495	33.7	27.7	49.6	8.2	12.5		2.0
	2023	14,468	36.1	34.4	51.5	5.7	7.5		0.9
	2022	14,404	35.3	35.6	38.6	11.2	14.5		
	2021	14,580	39.0	32.2	23.4	23.3	10.5	9.2	1.4
Walkley	2024	14,925	37.5	5.3	50.2	5.8	32.1		6.6
	2023	15,132	36.4	4.9	50.5	6.5	32.2		5.8
	2022	15,615	37.1	6.7	43.8	4.3	42.1		3.2
	2021	17,306	35.0	9.8	38.0	3.5	46.0		2.7
West Ecclesfield	2024	13,463	30.8	11.3	38.5	40.4	7.0		2.7
	2023	13,388	30.8	9.5	30.1	45.2	5.5		9.6
	2022	13,425	31.9	14.8	31.2	38.7	6.9		8.4
	2021	13,645	36.4	18.0	27.5	35.4	5.4		13.8
Woodhouse	2024	12,780	24.6	16.0	53.4	6.9	11.0	9.6	3.1
	2023	12,806	24.2	20.9	55.5	9.5	9.4		4.6
	2022	12,944	25.0	21.1	58.9	6.0	14.1		
	2021	13,186	29.1	30.3	55.3	5.6	8.8		

Solihull

11 ▼1	30	1 ▲1	1	2 ▲2	8	3 ▼2	10	0 ▼1	2

Conservatives retain control - majority: 9 seats

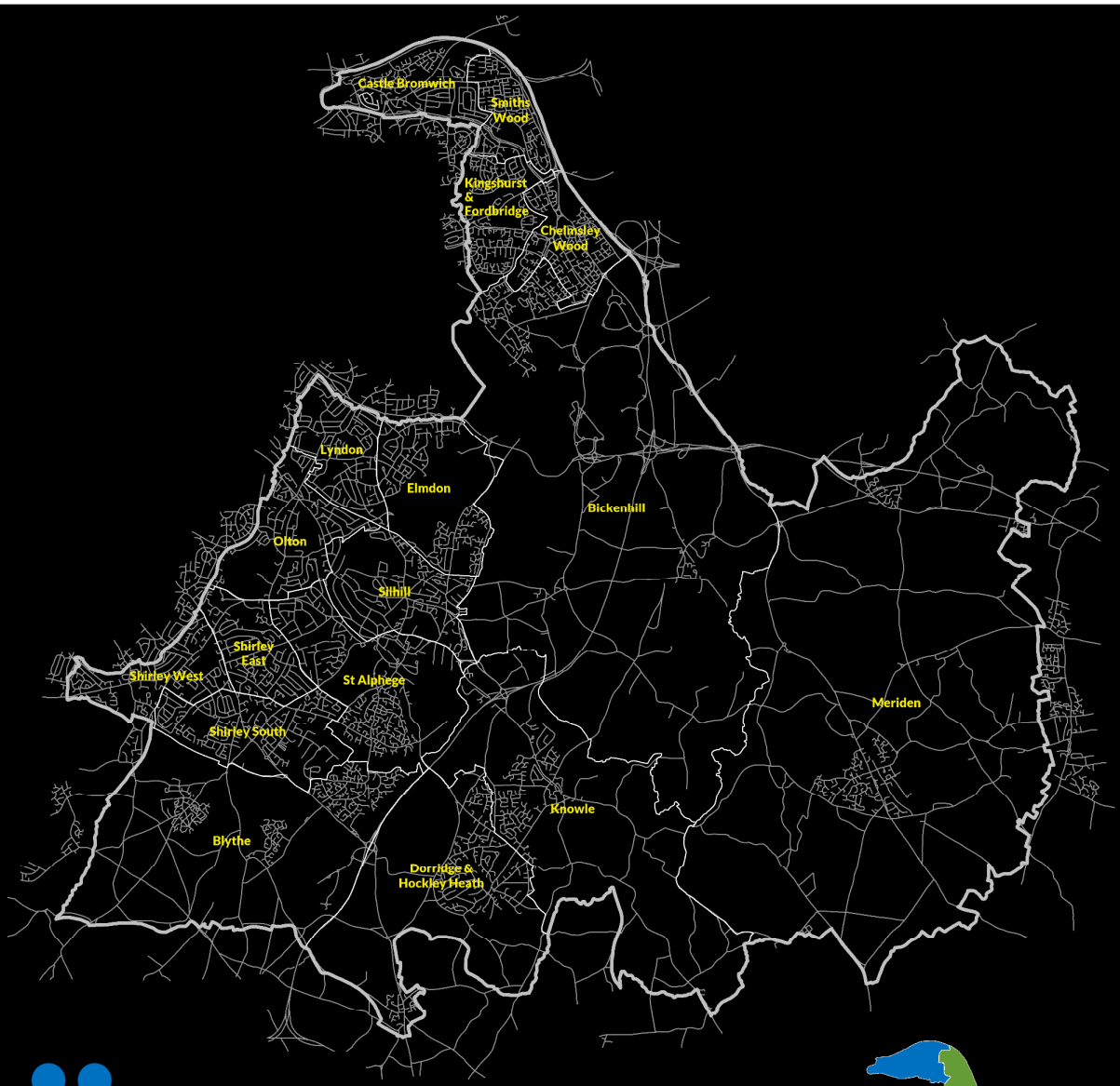



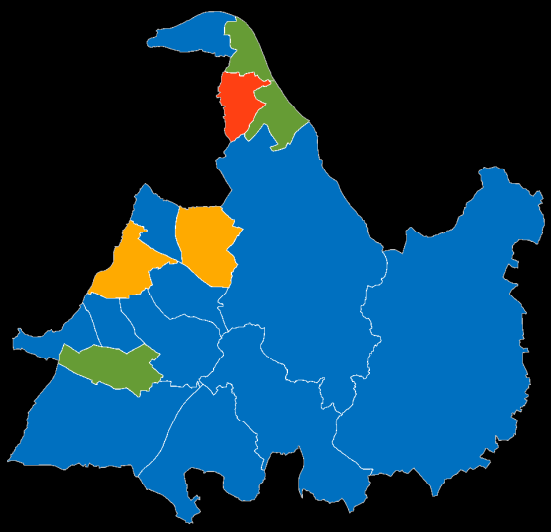

Electoral history of Solihull

	seats	%votes	seats	%votes	seats	%votes	seats	%votes	Total	Majority	
2024	30	50.5	1	18.7	8	13.8	12	17.1	17	9	●
2023	31	45.2	0	17.5	6	18.9	14	18.4	17	11	●
2022	29	46.0	0	16.6	5	17.2	17	20.2	17	7	●
2021	30	54.3	2	13.0	3	7.9	16	24.7	17	9	●
2019	28	45.9	3	12.0	6	13.5	14	28.7	17	5	●
2018	34	49.1	2	16.3	4	12.7	11	21.9	17	18	●
2016	36	47.0	1	14.8	6	11.1	11	27.0	17	18	●
2015	32	50.5	1	14.3	6	12.2	12	23.0	17	13	●
2014	29	39.9	2	13.4	8	13.2	12	33.5	17	7	●
2012	28	42.0	6	17.4	11	19.5	6	20.0	17	5	●
2011	29	48.4	6	16.7	12	19.6	4	15.4	17	7	●
2010	23	41.6	7	13.1	18	30.9	3	14.4	17		
2008	26	47.7	5	8.0	18	27.4	2	17.0	17	1	●
2007	24	45.3	7	9.8	17	33.6	3	11.3	17		
2006	26	46.3	7	11.0	15	34.1	3	8.6	17	1	●
2004	27	46.3	8	15.6	15	32.7	1	5.5	51	3	●
2003	29	51.3	13	17.9	9	30.8	0	0.0	17	7	●
2002	29	49.2	13	23.7	9	27.1	0	0.0	17	7	●
2000	29	58.9	14	18.2	8	22.6	0	0.3	17	7	●
1999	24	51.0	15	23.5	11	25.5	1	0.0	17		
1998	20	45.0	17	25.4	11	23.3	3	6.3	17		
1996	16	37.1	16	26.9	12	25.7	7	10.2	17		
1995	21	32.4	14	30.4	10	28.0	6	9.3	17		
1994	22	34.4	15	26.2	8	30.5	6	9.0	17		
1992	24	57.0	15	16.8	6	15.5	6	10.7	17		
1991	23	46.2	16	23.0	6	18.5	6	15.8	17		
1990	27	41.3	15	31.9	5	16.7	4	10.1	17	3	●
1988	29	51.9	14	26.3	4	15.6	4	6.1	17	7	●
1987	28	51.0	14	17.9	3	22.8	6	8.2	17	5	●
1986	28	40.2	14	28.0	2	23.4	7	8.5	17	5	●
1984	33	48.4	13	27.5	1	14.9	4	9.1	17	15	●
1983	34	48.8	12	22.8	2	0.0	3	9.5	17	17	●
1982	33	44.8	12	18.4	2	0.0	0	36.8	17	15	●
1980	36	44.9	13	30.2	0	6.3	2	18.6	17	21	●
1979	38	52.0	12	27.3	0	4.6	1	16.1	17	25	●
1978	38	60.9	12	23.6	0	3.5	1	11.9	17	25	●
1976	34	56.2	12	18.0	1	0.0	4	22.5	17	17	●
1975	28	49.3	12	16.7	2	8.5	9	18.8	17	5	●
1973	28	51.2	12	21.4	2	8.4	9	19.0	51	5	●

Ward history of Solihull

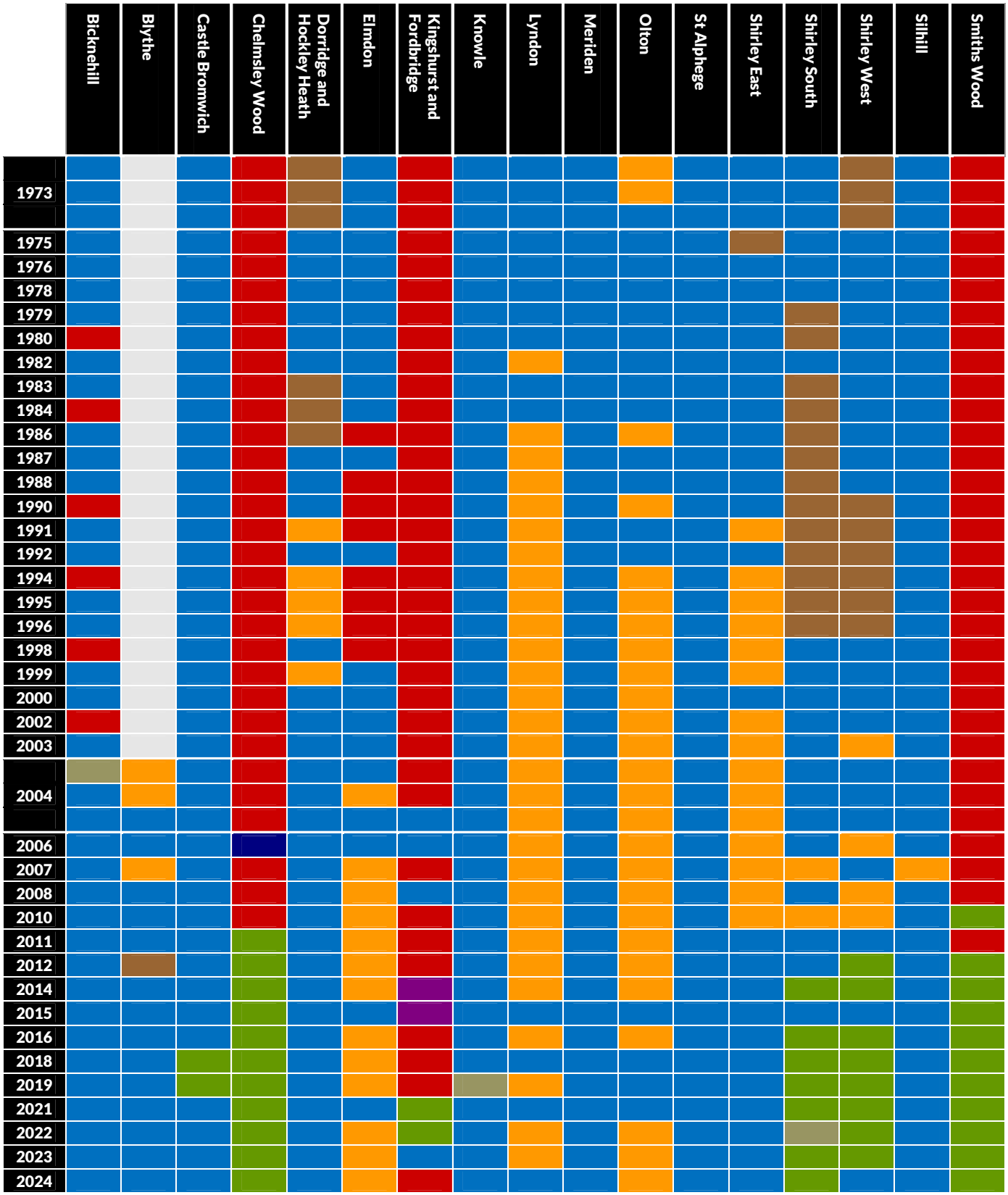

Bickenhill
Meriden and Solihull East

Alison Rolg	**Con**	**1,720**	**60.9**	**- 6.4**
Lydia R.M. Turner	Lab	654	23.2	+ 6.7
Mark J. Pearson	Grn	301	10.7	- 0.5
Adam R. Pilarski	LD	149	5.3	+ 0.4

Blythe
Solihull West and Shirley

Keith F. Green	**Con**	**2,459**	**60.2**	**- 7.9**
Noel A. Grace	Lab	915	22.4	+ 9.2
Carol J. Linfield	Grn	409	10.0	- 4.4
John C. Wyatt	LD	302	7.4	

Castle Bromwich
Birmingham, Hodge Hill and Solihull North

***Martin H. McCarthy**	**Con**	**1,742**	**60.6**	**+10.0**
Emma L. Chidler	Lab	658	22.9	+ 8.8
Akin Kog	Grn	372	12.9	- 22.4
Richard Evans	LD	102	3.5	

Chelmsley Wood
Meriden and Solihull East

***Shesh Sheshabhatter**	**Grn**	**901**	**58.2**	**- 2.0**
Kenneth Harrop	Lab	348	22.5	+ 4.8
Georgina P. Hartland	Con	253	16.3	- 4.2
Matt Purssell	LD	47	3.0	

Dorridge and Hockley Heath
Meriden and Solihull Easst

Sally Tomlinson	**Con**	**2,518**	**63.8**	**- 5.8**
Jane A. Holt	Grn	619	15.7	+ 6.1
David J. Brittin	Lab	596	15.1	+ 3.9
David R.F. Godfrey	LD	214	5.4	- 1.6

Elmdon
GAIN

Meriden and Solihull East

Kat Jones	**LD**	**1,231**	**39.4**	**0.0**
*Yvonne B. Clements	Con	1,176	37.6	- 9.1
Lisa M. Holcroft	Lab	473	15.1	+ 1.1
Margaret E. Ryan	Grn	140	4.5	
Paul Edwards	Ind	107	3.4	

Kingshurst & Fordbridge
GAIN

Meriden and Solihull East

Hazel J.E. Dawkins	**Lab**	**667**	**40.6**	**+18.0**
Brent A. Robertson	Con	652	39.7	+ 4.6
Stephen A. Caudwell	Grn	271	16.5	- 25.9
Martin R. Phipps	LD	51	3.1	

Knowle
Meriden and Solihull East

***David A. Pinwell**	**Con**	**2,483**	**67.2**	**- 6.3**
Simon M. Johnson	Lab	579	15.7	+ 4.8
Mark Amphlett	Grn	374	10.1	+ 1.4
Lionel A. King	LD	259	7.0	+ 0.1

Lyndon
Solihull West and Shirley

***John L. O'Nyons**	**Con**	**1,342**	**40.1**	**- 4.1**
Paul McCabe	LD	1,201	35.9	- 4.9
Sheila M. Brookes	Lab	565	16.9	+ 1.9
Roger N. Halford	Grn	189	5.7	
Lynsey Fraser-Smith	TUSC	46	1.4	

Meriden
Meriden and Solihull East

***Tony Dicicco**	**Con**	**2,301**	**61.6**	**- 4.3**
Cathy Connan	Lab	690	18.5	+ 7.7
Antony Lowe	Grn	384	10.3	- 13.0
Peter C. Lee	LD	362	9.7	

Olton
GAIN

Solihull West and Shirley

Sarah J. Phipps	**LD**	**1,858**	**44.2**	**+ 4.1**
James C. Johnson	Con	1,641	39.1	- 8.8
Jack A. Simpson	Lab	461	11.0	- 1.1
Stephen R. Holt	Grn	242	5.8	

St Alphege
Solihull West and Shirley

Bob Grinsell	**Con**	**2,807**	**60.9**	**- 8.4**
Mark A. Geary	LD	819	17.8	+ 6.9
Ian C. English	Lab	645	14.0	+ 3.8
Joy Aldworth	Grn	336	7.3	- 2.3

Shirley East
Solihull West and Shirley

***Karen A. Grinsell**	**Con**	**2,027**	**56.3**	**+ 9.1**
Gerard B.M.J. Dufficy	Lab	947	26.3	+18.0
Alan P. Wigley	Grn	390	10.8	- 33.7
Jamshid Moori	LD	234	6.5	

Shirley South
Solihull West and Shirley

***Max B.P. McLoughlin**	**Grn**	**1,914**	**50.3**	**- 0.7**
Jessica A.L. Thompson	Con	1,277	33.5	- 5.1
Shirley R. Young	Lab	485	12.7	+ 4.8
Frank Dawson	LD	131	3.4	

Shirley West
GAIN

Solihull West and Shirley

Prish Sharma	**Con**	**1,449**	**41.9**	**+ 7.0**
Shelley I. Haughney	Grn	1,069	30.9	- 20.2
Kevin P. Raven	Lab	615	17.8	+ 3.8
Gayle E. Monk	LD	166	4.8	
Mark A. Windridge	Ind	161	4.7	

Silhill
Meriden and Solihull East

***Peter C.M. Hogarth**	**Con**	**2,183**	**55.7**	**- 11.5**
Nicholas J. Stephens	Lab	779	19.9	+ 1.3
Terence J. Whitehead	LD	575	14.7	+ 0.5
Trevor J. Barker	Grn	384	9.8	

Smiths Wood
Birmingham, Hodge Hill and Solihull North

***Jean Hamilton**	**Grn**	**939**	**58.8**	**- 0.9**
Mark A. Caddick	Lab	400	25.0	+ 9.0
Kamren J. Grant	Con	230	14.4	- 9.9
Christopher L. Johnson	LD	28	1.8	

Summary of results: Solihull

	Year	Elec	%Poll	Con	Lab	LD	Grn	Ind	Other
Bickenhill	2024	9,666	29.6	60.9	23.2	5.3	10.7		
	2023	9,684	26.0	59.3	22.1	6.6	12.0		
	2022	9,698	27.3	58.6	22.2	8.0	11.2		
	2021	9,751	32.4	67.3	16.5	4.9	11.2		
Blythe	2024	12,284	33.7	60.2	22.4	7.4	10.0		
	2023	12,154	28.8	55.7	19.4	9.0	10.1	5.7	
	2022	11,779	30.0	55.2	19.0	12.4	13.5		
	2021	11.597	36.8	68.1	13.2		14.4	5.0	

	Year	Elec	%Poll	Con	Lab	LD	Grn	Ind	Other
Castle Bromwich	2024	9,027	32.3	60.6	22.9	3.5	12.9		
	2023	9,025	26.4	59.0	21.3		19.7		
	2022	9,035	30.0	57.7	19.8		22.5		
	2021	9,136	36.0	50.6	14.1		35.3		
Chelmsley Wood	2024	9,017	17.4	16.3	22.5	3.0	58.2		
	2023	9,043	15.4	9.9	23.8	1.5	64.8		
	2022	9,115	17.9	12.4	20.5		67.1		
	2021	9,244	20.2	20.5	17.7		60.2		1.5
Dorridge & Hockley Heath	2024	8,759	45.4	63.8	15.1	5.4	15.7		
	2023	8,777	38.6	58.0	14.2	11.1	16.7		
	2022	8,797	40.7	61.2	14.7	9.9	14.2		
	2021	8,859	49.4	69.6	11.2	7.0	9.6		2.5
Elmdon	2024	9,274	34.0	37.6	15.1	39.4	4.5	3.4	
	2023	9,300	29.5	33.5	13.6	53.0			
	2022	9,379	35.3	31.7	11.6	56.8			
	2021	9,482	37.5	46.7	14.0	39.4			
Kingshurst & Fordbridge	2024	9,045	18.3	39.7	40.6	3.1	16.5		
	2023	9,059	17.7	36.6	24.2		33.9	5.3	
	2022	9,087	19.2	35.8	26.5		37.7		
	2021	9,206	21.4	35.1	22.6		42.3		
Knowle	2024	8,311	44.9	67.2	15.7	7.0	10.1		
	2023	8,342	39.9	60.0	13.4	13.2	13.4		
	2022	8,432	40.2	60.4	14.3	13.7	11.5		
	2021	8,509	50.3	73.5	10.9	6.9	8.7		
Lyndon	2024	10,098	33.5	40.1	16.9	35.9	5.7		1.4
	2023	10,077	29.1	24.4	16.2	57.7			1.6
	2022	10,146	33.9	38.7	13.1	48.2			
	2021	10,205	37.7	44.2	15.0	40.8			
Meriden	2024	9,913	38.1	61.6	18.5	9.7	10.3		
	2023	9,956	34.4	56.7	15.2	8.6	19.5		
	2022	9,987	39.0	54.2	11.0		34.8		
	2021	10,084	43.3	65.9	10.8		23.3		
Olton	2024	9,911	43.1	39.1	11.0	44.2	5.8		
	2023	9,947	38.4	40.8	10.4	46.6		2.2	
	2022	10,371	39.5	33.8	13.3	52.8			
	2021	10,028	45.0	47.9	12.1	40.1			
St Alphege	2024	10,300	45.2	60.9	14.0	17.8	7.3		
	2023	10,382	38.6	53.7	14.0	32.4			
	2022	10,371	41.2	58.8	13.4	18.1	9.7		
	2021	10,446	48.2	69.3	10.2	10.9	9.6		
Shirley East	2024	8,901	40.8	56.3	26.3	6.5	10.8		
	2023	8,916	35.6	51.0	26.4	14.9	7.8		
	2022	8,890	37.2	55.9	18.6	11.1	14.3		
	2021	8,898	44.6	47.2	8.3		44.5		
Shirley South	2024	9,935	38.6	33.5	12.7	3.4	50.3		
	2023	9,727	33.3	32.8	14.9		52.4		
	2022	9,728	37.7	32.7	13.8			53.4	
	2021	9,794	42.7	38.6	7.9		51.0	2.4	
Shirley West	2024	9,969	35.0	41.9	17.8	4.8	30.9	4.7	
	2023	9,878	30.0	28.5	20.8	7.0	43.7		
	2022	9,830	32.7	32.6	19.0		48.5		
	2021	9,911	36.1	34.9	14.0		51.1		
Silhill	2024	9,623	41.2	55.7	19.9	14.7	9.8		
	2023	9,548	35.6	49.0	19.5	23.3	8.2		
	2022	9,510	37.2	55.8	22.8	21.4			
	2021	9,503	43.2	67.2	18.6	14.2			
Smith's Wood	2024	8,496	19.1	14.4	25.0	1.8	58.8		
	2023	8,533	15.5	13.8	21.4		64.8		
	2022	8,550	18.4	15.3	21.3		63.4		
	2021	8,676	21.1	24.3	16.0		59.7		

South Tyneside

0 ▼1	0	4 ▼10	28	0 ◆	0	4 ▲3	11	10 ▲3	15

Labour retain control - majority: 2 seats

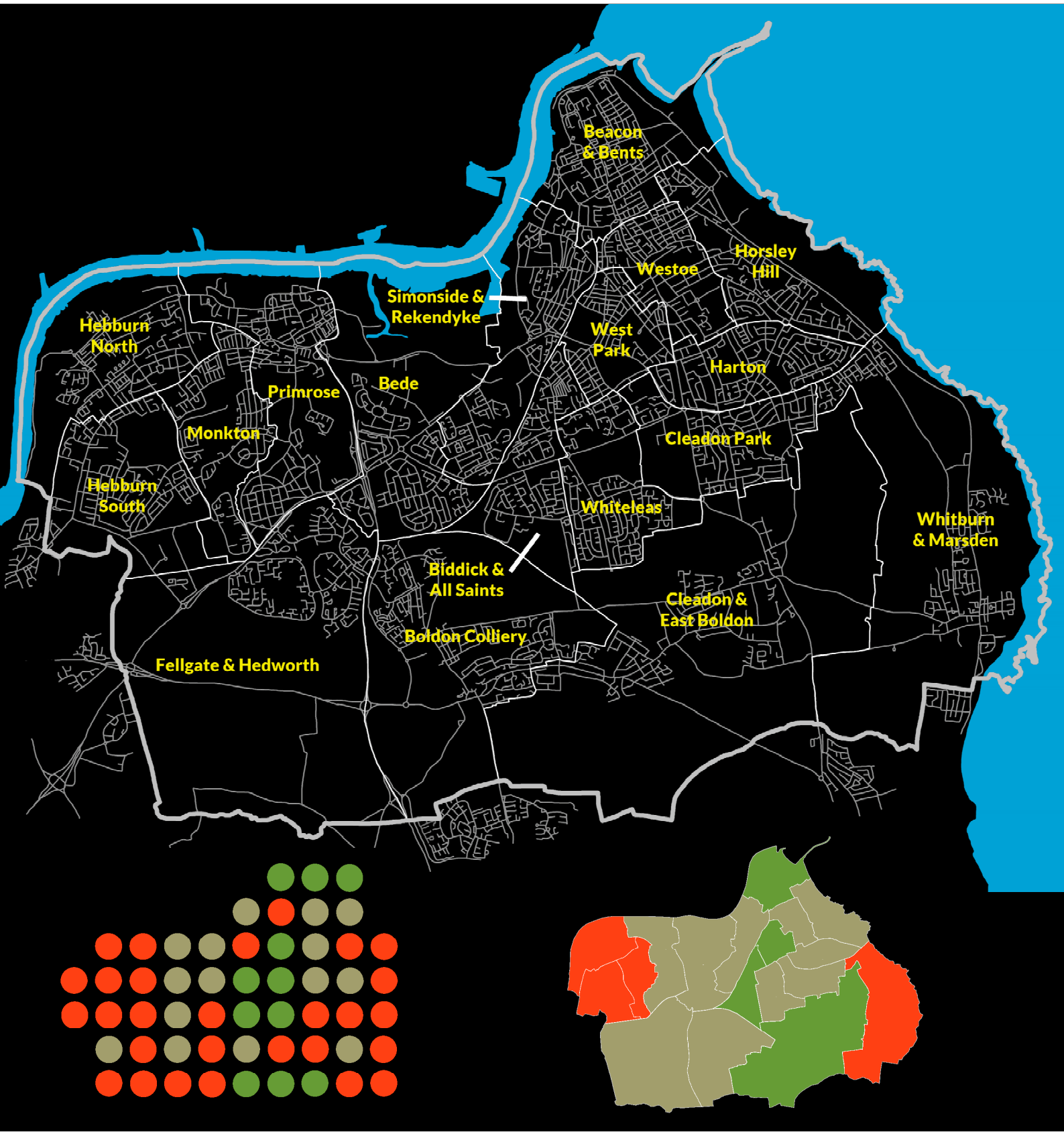

Electoral history of South Tyneside

	seats	%votes	seats	%votes	seats	%votes	seats	%votes	seats	%votes	Total	Majority
2024	0	2.0	28	37.8	0	1.9	11	25.7	15	32.6	18	2
2023	1	10.4	38	44.1	0	0.5	9	21.8	6	24.2	18	22
2022	1	16.3	42	48.6	0	0.0	6	20.0	5	15.1	18	30
2021	1	21.6	45	43.3	0	0.0	3	22.0	6	35.0	18	35
2019	1	12.8	48	42.4	0	3.5		18.7	6	22.6	18	41
2018	1	22.6	53	57.5	0	2.3		13.5	0	3.9	18	52
2016	0	14.7	53	56.5	0	0.0		8.4	1	20.4	18	52
2015	1	17.9	52	55.4	0	0.0		9.2	1	17.5	18	50
2014	1	12.5	49	51.1	0	0.5		0.0	4	32.5	18	44
2012	1	12.5	48	57.5	0	0.0			5	30.1	18	42
2011	1	14.2	39	53.7	1	2.4			13	29.7	18	24
2010	3	14.4	36	48.7	2	7.2			13	29.8	18	18
2008	3	15.9	31	37.4	3	5.0			17	41.6	18	8
2007	3	13.1	35	41.5	3	6.4			13	38.9	18	16
2006	3	13.8	34	40.5	4	11.6			13	33.5	18	14
2004	3	15.9	35	36.5	4	18.5			12	29.1	54	16
2003	1	15.9	49	49.0	5	16.8			5	18.3	20	38
2002	0	12.4	50	52.5	6	22.2			4	12.8	20	40
2000	0	18.7	50	48.3	6	16.6			4	16.4	20	40
1999	0	13.0	51	58.2	6	14.9			3	13.8	20	42
1998	0	11.5	51	60.5	6	15.9			3	12.1	20	42
1996	0	8.0	52	67.1	6	17.3			1	7.6	20	45
1995	0	6.3	53	64.9	6	20.4			1	8.5	20	46
1994	0	7.2	54	56.6	5	25.3			1	10.8	20	48
1992	0	15.1	55	48.7	4	17.3			1	18.9	20	50
1991	1	4.3	56	60.0	2	9.7			1	16.3	20	52
1990	2	9.9	57	67.5	1	6.7			0	15.9	20	54
1988	3	16.7	56	70.9	0	6.1			1	6.3	20	52
1987	3	16.4	53	60.8	0	10.7			4	12.0	20	46
1986	3	18.1	50	64.5	0	7.0			7	10.4	20	40
1984	3	16.4	47	59.2	1	11.4			9	13.0	20	34
1983	3	6.7	46	55.7	2	18.0			9	19.7	20	32
1982	3	7.6	45	44.4	2	29.8			10	18.2	60	30
1980	3	15.1	42	58.2	0	4.5			21	22.3	22	18
1979	3	15.9	41	52.3	0	3.7			22	28.2	22	16
1978	5	19.7	32	48.0	2	2.0			27	30.3	22	
1976	5	13.8	34	48.6	3	6.8			22	30.8	22	
1975	5	11.2	35	37.0	3	15.7			23	36.1	22	4
1973	3	17.9	45	57.4	0	0.0			18	24.8	66	24

Ward history of South Tyneside

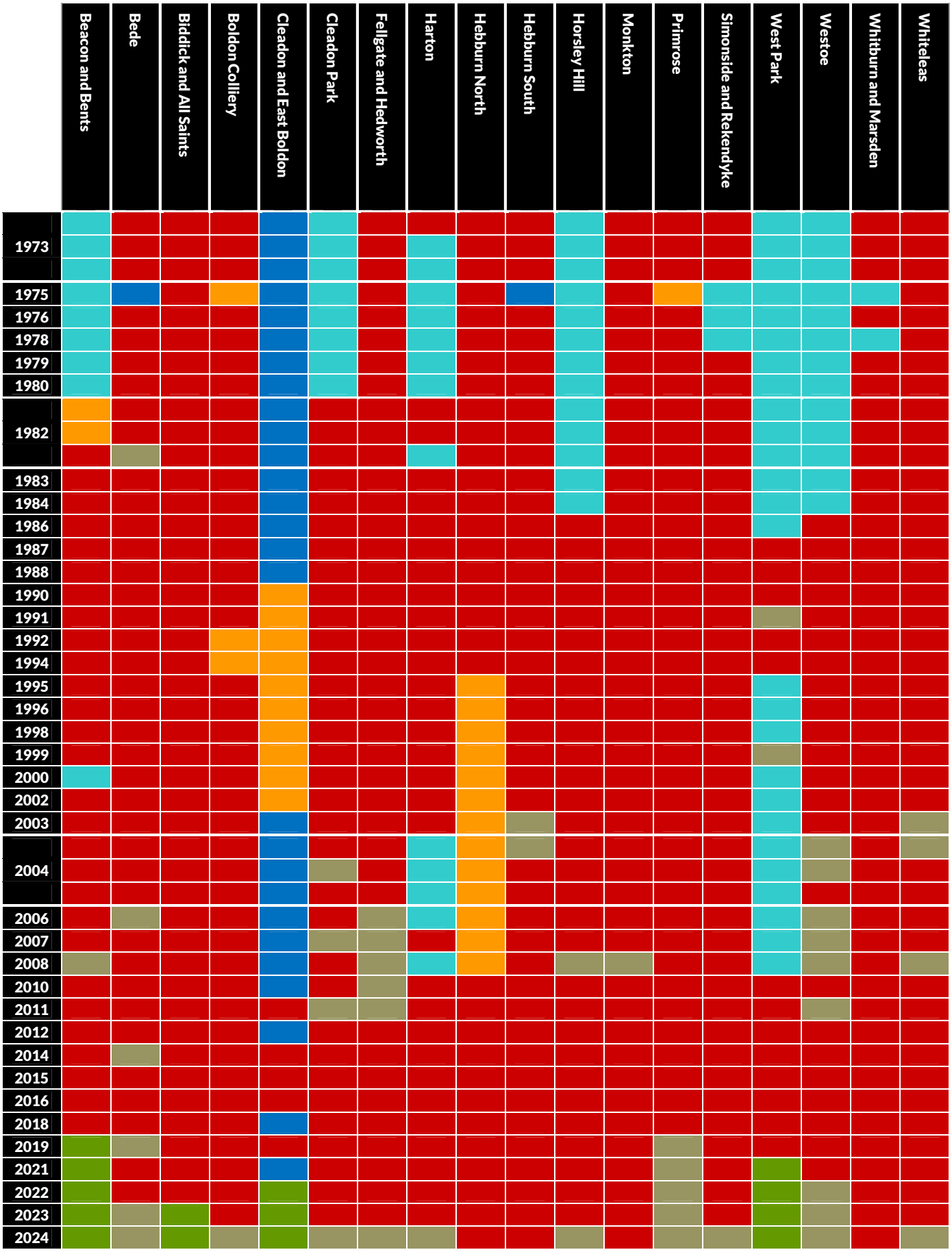

Beacon and Bents
South Shields

***Sue Stonehouse**	**Grn**	**1,762**	**67.6**	**+21.1**
Jabed Hossain	Lab	843	32.4	+ 4.1

Bede
GAIN
Jarrow and Gateshead East

Terry Foggon	**Ind**	**1,025**	**59.7**	
*Margaret M. Peacock	Lab	497	29.0	- 10.7
John M. Chilton	Grn	194	11.3	+ 4.5

Biddick and All Saints
GAIN
South Shields

Chris Davies	**Grn**	**1,006**	**69.8**	**+58.7**
Shiela Hussain	Lab	436	30.2	- 19.6

Boldon Colliery
GAIN
Jarrow and Gateshead East

Simon K. Oliver	**Ind**	**1,104**	**46.8**	**+24.4**
*Joanne Bell	Lab	1,087	46.1	- 3.4
Darius Seago	Grn	166	7.0	- 0.2

Cleadon and East Boldon
GAIN
Jarrow

Rhiannon S. Curtis	**Grn**	**1,520**	**47.5**	**+34.6**
*Ian Forster	Con	958	29.9	- 18.1
Kevin Brydon	Lab	724	22.6	- 14.7

Cleadon Park
GAIN
South Shields

Steven A. Harrison	**Ind**	**917**	**53.2**	
Ken Stephenson	Lab	544	31.5	- 10.0
John G. Riley	Grn	264	15.3	+ 1.9

Fellgate and Hedworth
GAIN
Jarrow and Gateshead East

Tony Roberts	**Ind**	**913**	**46.6**	
*Audrey E. Fay-Huntley	Lab	733	37.4	- 13.9
Nicola A. Cook	Grn	171	8.7	+ 5.7
Ian J. Diamond	Ind	142	7.2	

Harton
GAIN
South Shields

Karen Myers	**Ind**	**846**	**38.8**	
Karen Dix	Lab	653	30.0	- 3.9
Jim Mouat	Ref	414	19.0	
Colin R. Tosh	Grn	267	12.2	+ 2.0

Hebburn North
Jarrow and Gateshead East

Liz McHugh	**Lab**	**860**	**44.4**	**- 11.8**
Brian Goodman	Ind	845	43.6	+25.7
Annette Chapman	Grn	231	11.9	+ 2.5

Hebburn South
Jarrow and Gateshead East

***John G. McCabe**	**Lab**	**1,279**	**60.1**	**+ 0.5**
Briony Sommers	Grn	849	39.9	+32.6

Horsley Hill
GAIN
South Shields

Phil Brown	**Ind**	**887**	**39.2**	**+20.8**
Dorothy Grainger	Lab	713	31.5	+ 1.3
Carrie D. Richardson	Grn	428	18.9	+ 6.3
Stan Wildhirt	Con	233	10.3	- 11.9

Monkton
Jarrow and Gateshead East

***Joan M. Keegan**	**Lab**	**887**	**42.8**	**+ 7.4**
Joan Hamilton	Ind	499	33.7	
Marian E. Stead	Ref	264	12.7	+ 9.6
Matty McKenna	Grn	223	10.8	+ 4.3

Primrose
Jarrow and Gateshead East

***David Kennedy**	**Ind**	**1,004**	**56.7**	**+13.8**
Stephen Pearson	Lab	617	34.8	- 2.1
Elaine Francis	Grn	150	8.5	+ 3.6

Simonside and Rekendyke
GAIN
South Shields

Kenneth G. Wood	**Ind**	**750**	**41.8**	**+24.0**
Edward Malcolm	Lab	683	38.1	- 8.8
Bethany D. Telford	Grn	361	20.1	+ 9.6

West Park
South Shields

Nicky Gynn	**Grn**	**1,013**	**53.8**	**+ 2.6**
Justin Knight	Ind	507	26.9	
Sean McDonagh	Lab	362	19.2	- 11.8

Westoe
GAIN
South Shields

Kate Owens-Palmer	**Ind**	**1,316**	**61.1**	
Sandra Duncan	Lab	498	23.1	- 15.4
Georgina Holt	Grn	340	15.8	+ 6.0

Whitburn and Marsden
South Shields

***Tracey A. Dixon**	**Lab**	**1,115**	**53.9**	**- 2.9**
Edward A.Littley	Grn	528	25.5	+14.2
Heidi Wildhirt	Con	424	20.5	- 5.5

Whiteleas
GAIN
South Shields

Robin A. Coombes	**Ind**	**815**	**49.0**	
Michelle Turnbull	Lab	588	35.3	- 10.7
Sophie-Jane Williams	Grn	167	10.0	+ 0.5
Dawn Wildhirt	Con	94	5.6	- 12.5

-

Summary of results: South Tyneside

	Year	Elec	%Poll	Con	Lab	LD	Grn	Ind	Other
Beacon and Bents	2024	6,883	38.7		32.4		67.6		
	2023	6,851	36.2	4.8	29.0		60.5	5.7	
	2022	6,870	36.0	6.7	34.4		54.6	4.3	
	2021	6,837	40.5	8.3	28.3		46.5	16.9	
Bede	2024	5,903	29.4		29.0		11.3	59.7	
	2023	5,827	27.8	6.1	39.3		6.6	48.0	
	2022	5,847	28.9	14.3	52.1		7.8	25.8	
	2021	5,792	31.2	21.5	39.7		6.8	32.0	

	Year	Elec	%Poll	Con	Lab	LD	Grn	Ind	Other
Biddick and All Saints	2024	6,207	23.7		30.2		69.8		
	2023	6,240	23.2	5.6	34.8		53.0	6.6	
	2022	6,292	21.8	15.7	57.9		26.4		
	2021	6,392	25.1	17.3	49.8		11.1	21.7	
Boldon Colliery	2024	7,081	33.6		46.1		7.0	46.8	
	2023	7,118	32.7	10.6	47.8		6.1	35.6	
	2022	7,158	35.4	14.5	55.2		6.2	17.4	6.8
	2021	7,202	37.5	20.8	49.5		7.2	22.4	
Cleadon and East Boldon	2024	6,877	46.8	29.9	22.6		47.5		
	2023	6,882	49.6	27.0	30.9		40.1	2.1	
	2022	6,941	50.6	32.5	31.3		36.2		
	2021	6,892	50.7	48.0	37.3		12.9		1.8
Cleadon Park	2024	5,674	30.8		31.5		15.3	53.2	
	2023	5,683	28.5	13.9	37.0		12.5	36.6	
	2022	5,745	30.6	22.4	39.4		14.5	23.7	
	2021	5,766	31.6	25.5	41.5		13.4	19.6	
Fellgate and Hedworth	2024	5,620	34.8		37.4		8.7	53.9	
	2023	5,641	32.9		54.3		6.6	39.1	
	2022	5,663	38.0	7.7	67.7		4.1	20.5	
	2021	5,700	41.1	12.5	54.3		3.0	30.2	
Harton	2024	6,543	33.4		30.0		12.2	38.8	19.0
	2023	6,564	31.6		41.2		15.4	34.9	8.5
	2022	6,547	33.7	25.2	29.8		16.5	28.5	
	2021	6,583	36.0	30.1	33.9		10.2	25.8	
Hebburn North	2024	6,884	28.3		44.4		11.9	43.6	
	2023	6,904	26.4	10.6	72.2	6.8	10.4		
	2022	6,949	28.1	13.8	72.0		14.2		
	2021	7,102	30.3	16.4	56.2		9.4	17.9	
Hebburn South	2024	7,399	29.6		60.1		39.9		
	2023	7,345	29.2	10.3	50.9		7.3	31.5	
	2022	7,254	32.2	14.5	60.2		5.6	19.7	
	2021	7,133	34.0	18.4	59.6		7.3		14.7
Horsley Hill	2024	6,645	34.3	10.3	31.5		18.9	39.2	
	2023	6,640	32.1	16.7	42.0		15.2	42.0	
	2022	6,730	35.1	18.0	47.8		13.2	21.1	
	2021	6,783	37.6	22.2	30.2		12.6	34.9	
Monkton	2024	6,679	31.3		47.4		11.9	26.6	14.1
	2023	6,505	27.3	17.9	61.8		20.3		
	2022	6,424	31.3	16.5	59.2		9.7	14.6	
	2021	6,355	35.0	10.1	35.4		6.5	44.9	3.1
Primrose	2024	6,056	29.5		34.8		8.5	56.7	
	2023	6,030	28.0	5.3	38.7		4.5	51.6	
	2022	6,095	30.5	8.3	40.3		4.3	47.2	
	2021	6,136	30.2	15.3	36.9		4.9	42.9	
Simonside and Rekendyke	2024	6,386	28.2		38.1		20.1	41.8	
	2023	6,320	26.7	7.6	50.9		20.3	21.2	
	2022	6,346	29.8	11.9	46.0		32.9	9.2	
	2021	6,295	31.6	17.5	46.9		10.5	25.2	
West Park	2024	5,363	35.3		19.2		53.8	26.9	
	2023	5,304	33.8	5.4	30.8		55.5	8.2	
	2022	5,374	34.5	12.1	30.9		57.0		
	2021	5,449	37.3	17.8	31.0		51.2		
Westoe	2024	6,028	36.2		44.3		11.4	44.3	
	2023	6,034	35.6		35.2	2.7	10.0	52.1	
	2022	6,084	37.8		40.3		14.1	45.6	
	2021	6,108	39.4	22.1	38.5		9.8	29.5	
Whitburn and Marsden	2024	5,869	35.7	20.5	53.9		25.5		
	2023	5,874	33.4	26.5	55.0		18.5		
	2022	5,842	35.4	25.9	57.5		16.6		
	2021	5,809	40.6	26.0	56.8		11.3	5.8	
Whiteleas	2024	6,131	27.4	5.6	35.3		10.0	49.0	
	2023	6,172	25.9	7.0	57.5		10.4	25.2	
	2022	6,206	29.2	13.7	52.0		11.1	23.2	
	2021	6,300	29.7	18.1	46.0		9.5	26.5	

Southampton

3 ▲1	10	12 ▼2	36	2 ▲1	4	0 ◆	1	0 ◆	0

Labour retain control - majority: 21 seats

Electoral history of Southampton

	seats	%votes	seats	%votes	seats	%votes	seats	%votes	Total	Majority	
2024	10	30.1	36	40.4	4	12.8	1	16.8	17	21	●
2023	9	30.0	38	40.5	3	12.3	1	17.2	51	25	●
2022	21	36.0	26	45.7	1	9.2	0	9.0	16	4	●
2021	25	42.9	23	37.7	0	8.5	0	11.0	16	2	●
2019	18	34.3	28	37.3	0	12.1	2	16.3	16	8	●
2018	18	37.6	27	42.6	0	7.4	3	12.4	16	6	●
2016	18	30.5	27	41.6	0	7.0	3	21.0	16	6	●
2015	20	34.1	26	34.2	0	7.2	2	24.4	16	4	●
2014	18	30.6	28	34.2	0	8.3	2	11.9	16	8	●
2012	16	35.4	30	44.0	2	9.6	0	11.1	16	12	●
2011	26	37.6	19	41.1	3	14.1	0	7.2	16	4	●
2010	28	34.2	15	33.0	5	28.4	0	4.3	16	8	●
2008	26	46.5	14	26.4	8	19.1	0	8.0	16	4	●
2007	18	37.3	18	30.7	12	23.3	0	8.7	16		
2006	16	32.9	16	30.2	16	27.8	0	9.1	16		
2004	14	30.6	15	28.9	19	30.4	0	10.0	16		
2003	12	30.0	16	30.1	18	30.7	2	9.2	16		
2002	11	27.2	19	34.0	18	31.1	0	7.7	48		
2000	7	31.4	22	32.0	16	30.7	0	5.8	15		
1999	4	23.6	27	40.2	14	29.2	0	7.0	15	9	●
1998	3	22.1	28	44.3	14	29.1	0	4.4	15	11	●
1996	3	21.3	29	46.8	13	29.7	0	2.2	45	13	●
1995	6	19.7	26	49.9	13	29.2	0	1.3	15	7	●
1994	8	20.3	23	43.0	14	35.3	0	1.4	15	1	●
1992	9	40.7	30	39.3	6	17.4	0	2.7	15	15	●
1991	9	35.4	31	42.8	5	19.4	0	2.4	15	17	●
1990	15	27.1	25	53.2	4	14.0	1	5.8	15	5	●
1988	17	39.7	24	44.1	4	13.1	1	2.8	15	2	●
1987	19	39.9	21	35.0	4	24.2	1	0.8	15		
1986	15	32.7	26	41.5	4	25.4	0	0.4	15	7	●
1984	20	39.5	23	42.0	2	18.5	0	0.0	15	1	●
1983	23	42.2	21	36.9	1	20.9	0	0.0	15	1	●
1982	25	40.2	19	32.7	1	27.0	0	0.1	15	5	●
1980	27	40.7	18	47.0	0	12.0	0	0.3	15	9	●
1979	29	46.5	16	42.4	0	8.4	0	1.7	45	13	●
1976	46	57.8	5	36.0	0	5.3	0	0.8	51	41	●
1973	20	48.4	31	45.5	0	4.3	0	1.9	51	11	●

Ward history of Southampton

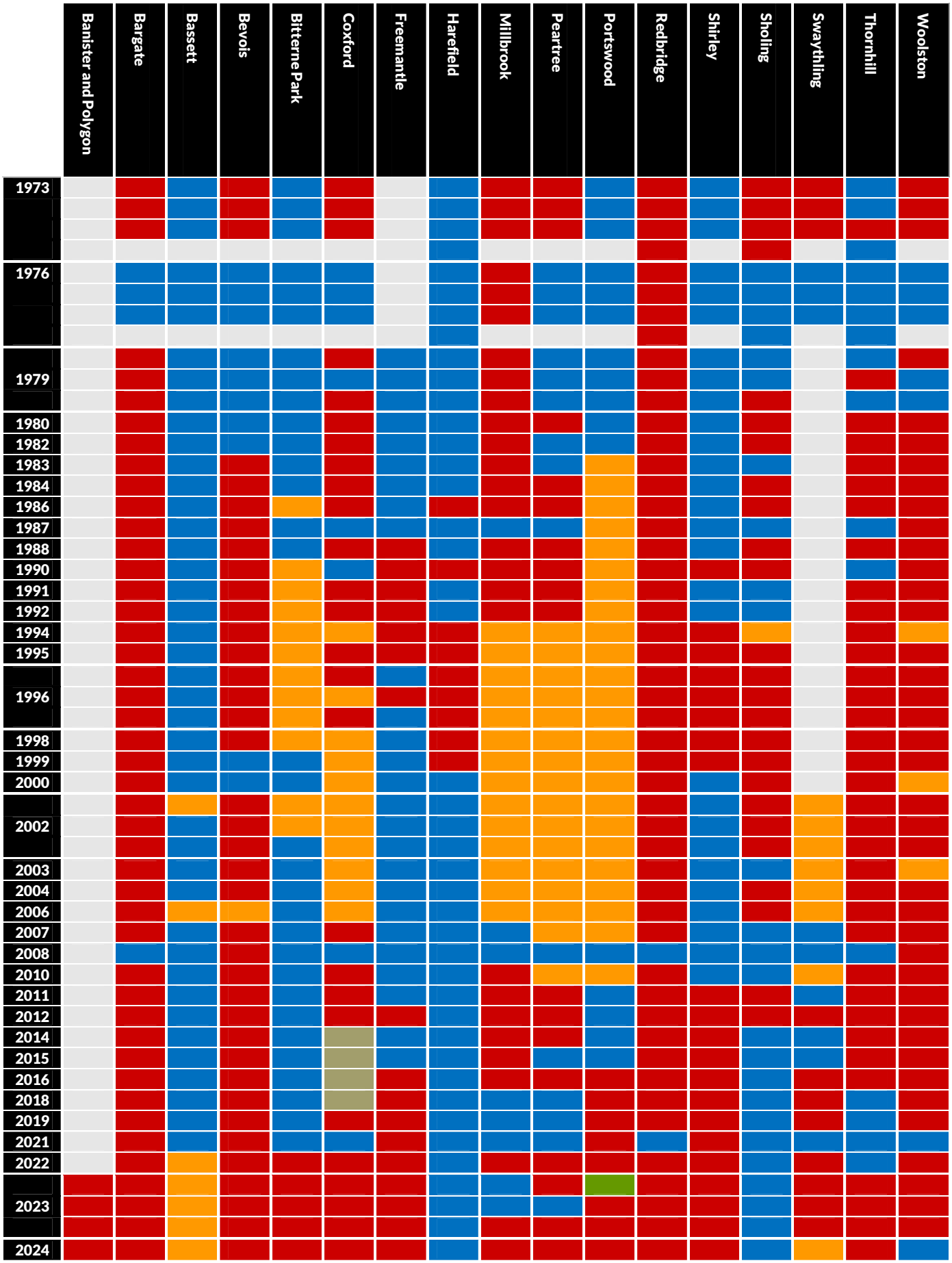

Ward boundaries in Southampton were changed in 2023 resulting in all-out elections that year. As a result, vote share changes are with 2023, not 2021, for this council

Banister and Polygon
44% Southampton, Itchen, 56% Southampton, Test

***Vivienne Windle**	**Lab**	**1,006**	**46.1**	**- 1.7**
Scott Davis	Con	491	22.5	+ 3.2
Ellis Jackson	Grn	337	15.4	- 2.0
Andrew T. Beal	LD	261	12.0	+ 1.4
Karen Rogers	TUSC	89	4.1	- 0.7

Bargate
Southampton, Itchen

Virginia Lambert	**Lab**	**936**	**50.2**	**- 2.1**
Matthew T. Jones	Con	497	26.6	+ 0.7
Joseph W. Cox	Grn	208	11.1	+ 0.7
Reuben Hinchcliffe	LD	139	7.4	- 0.4
Donna Dee	TUSC	86	4.6	+ 1.0

Bassett
Romsey & Southampton North

***Sarah L. Wood**	**LD**	**1,481**	**43.9**	**- 8.7**
Amanda J. Guest	Con	964	28.6	- 1.3
Lawrence J. Coomber	Lab	485	14.4	+ 2.4
Helen M. Makrakis	Grn	198	5.9	
Thomas D.W. Randell	Ref	194	5.8	
Aziz Dieng	TUSC	49	1.5	- 4.0

Bevois
Southampton, Test

***Jacqui M. Rayment**	**Lab**	**1,281**	**48.6**	**- 4.7**
Nadia N. Ditta	TUSC	848	32.2	+28.5
Rosanna Newey	Grn	214	8.1	- 6.6
Richard A. Palmer	Con	192	7.3	- 0.1
Thomas C. Wintrell	LD	102	3.9	- 2.2

Bitterne Park
Southampton, Itchen

Gordon J. Cooper	**Lab**	**1,634**	**42.1**	**+ 2.0**
David Fuller	Con	1,545	39.8	+ 7.4
Lindsi Bluemel	Grn	338	8.7	- 5.2
Adrian Royle	Ref	160	4.1	
Nicholas M. Myers	LD	142	3.7	- 3.4
Graham M. Henry	TUSC	63	1.6	- 0.8

Coxford
Southampton, Test

***Rebecca Greenhalgh**	**Lab**	**1,062**	**38.4**	**- 4.9**
Paul J.P. Nolan	Con	1,016	36.7	+ 1.7
Guy Ireland	Ref	256	9.3	+ 4.0
Ellen G. McGeorge	LD	213	7.7	- 1.3
Joanne S. Clements	Grn	176	6.4	+ 1.1
Margaret L. Fricker	TUSC	43	1.6	+ 0.3

Freemantle
Southampton, Test

***Christine M. Lambert**	**Lab**	**1,339**	**49.9**	**+ 0.6**
Diana J. Galton	Con	578	21.5	+ 1.4
John C.T.Spottiswoode	Grn	275	10.2	- 5.9
Christopher M. Shank	LD	234	8.7	- 0.3
Katrina De Chazal	Ref	174	6.5	
Catherine B. Clarke	TUSC	84	3.1	

Harefield
Southampton, Itchen

Robert C. Harwood	**Con**	**1,219**	**43.3**	**0.0**
Paul R. Kenny	Lab	1,018	36.1	+ 1.7
Martyn Cooper	LD	303	10.8	+ 2.3
Christopher F. Bluemel	Grn	177	6.3	- 4.6
Barbara Webber	TUSC	100	3.5	+ 0.7

Millbrook
Southampton, Test

***Christian M. Cox**	**Lab**	**1,042**	**41.6**	**+ 4.2**
Wai K. Cheng	Con	1,014	40.5	- 0.3
Richard W. Fricker	Grn	222	8.9	- 2.3
Andrew P. Landells	LD	151	6.0	- 1.2
Andrew D. Howe	TUSC	76	3.0	- 0.4

Peartree
Southampton, Itchen

***Simon J. Letts**	**Lab**	**1,305**	**40.9**	**+ 0.6**
Susan E. Spencer	Con	1,142	35.8	+ 3.7
Sam Wright	Ref	305	9.6	
Lorna-Marie Foster	Grn	219	6.9	- 2.4
Tara E. Foster	LD	182	5.7	- 2.7
Michael Marx	TUSC	34	1.1	

Portswood
Romsey and Southampton North

***John Savage**	**Lab**	**1,401**	**46.3**	**+ 8.4**
Neil M.L. Kelly	Grn	880	29.1	- 2.1
Nicholas Moulton	Con	365	12.1	- 8.0
John Langran	LD	197	6.5	+ 0.3
Tafadzwa C. Jobson	Ref	114	3.8	
Derek A. Twine	TUSC	67	2.2	- 2.6

Redbridge
Southampton, Test

Eugene P. McManus	**Lab**	**1,157**	**51.5**	**+ 6.0**
David A.P. Smith	Con	520	23.2	- 7.9
John P. Edwards	Ref	276	12.3	
Lisa M. Fricker	Grn	147	6.5	- 1.7
Simon D. Stokes	LD	125	5.6	+ 0.1
Peter M. Wyatt	TUSC	20	0.9	

Shirley
Southampton, Test

Alice M. Kloker	**Lab**	**1,458**	**39.5**	**- 3.3**
Andrew Hetherton	Con	933	25.3	- 3.9
George E. Percival	LD	734	19.9	+ 7.7
Lucy M. Allotey	Grn	262	7.1	- 6.4
Philip E. Crook	Ref	248	6.7	
Parveen Ishfaq	TUSC	54	1.5	- 0.8

Sholing
Southampton, Itchen

***Jaden W. Beaurain**	**Con**	**1,367**	**46.2**	**+ 3.2**
Gillian A. Green	Lab	1,002	33.9	- 0.4
Sharon P. Hopkins	LD	348	11.8	+ 2.9
Emma Davis	Grn	185	6.3	- 4.2
Declan Clune	TUSC	57	1.9	- 1.4

Swaythling
GAIN

96% Romsey and Southampton North
3% Southampton, Test

Thomas S. Gravatt	**LD**	**1,116**	**42.1**	**+25.3**
*Sharon E. Mintoff	Lab	808	30.5	- 13.6
Robert Painton	Con	407	15.4	- 2.9
Angela M. Cotton	Grn	246	9.3	- 7.2
Nicholas P. Chaffey	TUSC	72	2.7	+ 0.1

Thornhill
Southampton, Itchen

***Joshua M.Allen**	**Lab**	**1,166**	**47.9**	**+ 1.0**
Callum D.J. Ford	Con	924	37.9	- 1.1
Edward Bolton	LD	142	5.8	+ 0.9
Michael C.J. Mawle	Grn	126	5.2	- 0.4
Clara O. Asher	TUSC	78	3.2	- 5.8

Woolston
GAIN

Southampton, Itchen

Robert Stead	**Con**	**1,085**	**41.2**	**+12.2**
*Onyinyechi Ugwoeme	Lab	1,048	39.8	- 3.6
Francis E.G. Hedley	LD	203	7.7	+ 2.9
Caitlin Steege	Grn	196	7.4	- 6.3
Susan A. Atkins	TUSC	100	3.8	

Summary of results: Southampton

	Year	Elec	%Poll	Con	Lab	LD	Grn	Ind	Other
Banister and Polygon	2024	8,288	26.5	22.5	46.1	12.0	15.4		4.1
	2023	8,288	28.1	19.3	47.8	10.6	17.4		4.8
Bargate	2024	8,486	22.2	26.6	50.2	7.4	11.1		4.6
	2023	8,827	22.9	25.9	52.3	7.8	10.4		3.6
	2022	12,472	23.3	26.0	58.7	5.2	8.3		1.8
	2021	13,438	24.1	31.0	46.6	6.7	10.6	3.1	2.1
Bassett	2024	9,361	36.2	28.6	14.4	43.9	5.9		7.2
	2023	9,439	40.3	29.9	12.0	52.6			5.5
	2022	9,443	42.7	35.1	11.1	52.6			1.3
	2021	9,998	40.4	44.8	15.3	34.2	5.1		0.6
Bevois	2024	8,795	30.4	7.3	48.6	3.9	8.1		32.2
	2023	8,975	27.2	7.4	53.3	6.1	14.7		3.7
	2022	10,684	29.6	13.7	70.8	5.7	8.1		1.7
	2021	11,911	27.5	15.9	58.9	5.1	10.1	8.7	1.2
Bitterne Park	2024	10,459	37.3	39.8	42.1	3.7	8.7		5.7
	2023	10,581	37.3	32.4	40.1	7.1	13.9	4.1	2.4
	2022	10,259	37.8	40.8	47.4		10.2		1.6
	2021	10,428	37.7	49.4	31.1	5.9	13.7		
Coxford	2024	9,982	27.9	36.7	38.4	7.7	6.4		10.8
	2023	9,956	23.2	35.0	43.3	9.5	5.3	2.2	6.7
	2022	10,139	31.4	42.2	45.1	6.3	5.1		1.3
	2021	10,260	32.1	52.7	33.4	7.0	5.0		1.9
Freemantle	2024	9,574	28.2	21.5	49.9	8.7	10.2		9.4
	2023	9,693	28.4	20.1	49.3	9.0	16.1		8.5
	2022	11,181	31.1	26.1	57.4	6.9	7.5		2.1
	2021	11,601	32.6	31.8	45.7	7.7	11.1		3.6
Harefield	2024	9,738	28.2	43.3	36.1	10.8	6.3		3.5
	2023	9,804	30.4	43.3	34.4	8.5	10.9		2.8
	2022	10,389	31.6	50.4	36.8	4.9	6.4		1.5
	2021	10,520	34.1	56.5	34.1	3.3	6.1		
Millbrook	2024	9,396	26.8	40.5	41.6	6.0	8.9		3.0
	2023	9,485	28.8	40.8	37.4	7.2	11.2		3.4
	2022	11,014	31.6	43.6	46.9		8.1		1.4
	2021	11,141	32.6	50.1	36.5	4.4	9.0		
Peartree	2024	10,687	30.0	35.8	40.9	5.7	6.9		10.6
	2023	10,776	32.6	39.5	40.3	8.4	9.3		2.5
	2022	10,328	36.6	35.5	54.3	5.0	4.5		0.8
	2021	10,456	38.5	47.8	42.4	4.2	4.8		0.9
Portswood	2024	8,308	36.5	12.1	46.3	6.5	29.1		6.0
	2023	8,312	40.3	20.1	37.9	6.2	31.2		4.8
	2022	9,364	39.6	12.4	47.4		38.9		1.3
	2021	10,841	36.9	16.9	36.7	18.1	27.3		1.0
Redbridge	2024	9,542	23.6	23.2	51.5	5.6	6.5		13.2
	2023	9,643	24.9	31.1	45.5	5.5	8.2		9.1
	2022	10,950	26.6	42.8	45.5	5.4	4.8		1.5
	2021	11,095	30.2	47.5	44.5	3.1	3.5		1.4
Shirley	2024	10,262	36.1	25.3	39.5	19.9	7.1		8.2
	2023	10,345	37.4	29.2	42.8	12.2	13.5		2.3
	2022	10,435	40.9	35.5	49.9	12.4			2.1
	2021	10,613	39.3	37.7	43.3	9.9	8.2		1.0
Sholing	2024	10,339	29.0	46.2	33.9	118	6.3		1.9
	2023	10,408	29.9	43.0	34.3	8.9	10.5		3.3
	2022	10,613	31.4	50.0	38.7	5.0	5.4		0.9
	2021	10,725	32.9	61.7	27.2	3.6	5.6		1.9
Swaythling	2024	8,634	31.0	15.4	30.5	42.1	9.3		2.7
	2023	8,632	29.8	18.3	44.1	16.8	16.5		4.2
	2022	7,841	32.0	32.1	49.4	17.0			1.5
	2021	8,507	30.5	40.7	39.9	7.6	10.3		1.5
Thornhill	2024	9,763	25.1	37.9	47.9	5.8	5.2		3.2
	2023	9,902	25.8	39.0	46.9	4.9	5.6		2.6
Bitterne	2022	9,909	26.8	47.1	41.4	4.4	5.3		1.8
	2021	10,057	29.4	55.9	34.0	3.9	6.2		
Woolston	2024	10,451	25.4	41.2	39.8	7.7	7.4		3.8
	2023	10,482	26.9	29.0	43.4	4.8	13.7		9.0
	2022	11,112	30.3	39.4	48.0	4.9	5.7		2.0
	2021	11,225	29.3	48.5	38.3	4.5	6.4		2.3

Southend-on-Sea

7 ▼4	18	7 ◆	20	1 ◆	4	1 ▲1	2	1 ▲3	7

Council remains under no overall control

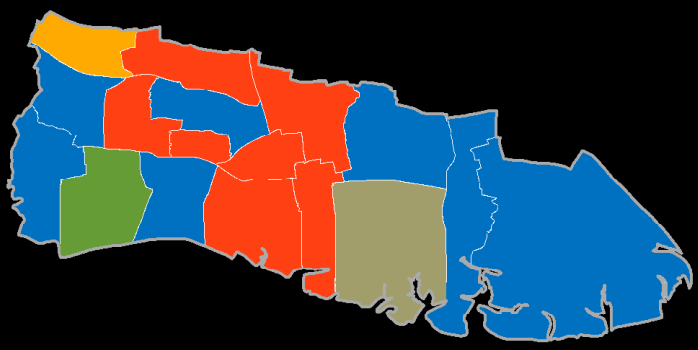



Electoral history of Southend-on-Sea

	seats	%votes	seats	%votes	seats	%votes	seats	%votes	Total	Majority
2024	18	30.9	20	31.6	4	10.8	9	26.7	17	
2023	22	31.8	20	29.3	4	13.5	5	25.4	17	
2022	22	38.8	15	29.2	6	13.5	8	18.5	17	
2021	23	41.5	14	25.0	5	11.4	9	22.1	17	
2019	20	27.1	14	21.6	5	14.1	12	37.3	17	
2018	27	36.8	12	26.3	2	13.1	10	23.8	17	3 ●
2016	23	29.7	10	19.7	2	10.2	16	40.4	17	
2015	22	38.5	9	19.1	4	9.7	16	32.7	17	
2014	19	30.9	9	18.1	5	12.6	18	38.3	17	
2012	25	32.7	6	19.3	10	13.9	10	34.1	17	
2011	28	36.4	4	19.4	10	17.0	9	27.3	17	5 ●
2010	27	36.6	4	15.0	12	25.7	8	22.7	17	3 ●
2008	27	40.8	6	12.3	12	19.2	6	27.8	17	3 ●
2007	30	40.9	7	15.7	10	22.1	4	21.3	17	9 ●
2006	30	40.3	9	12.9	8	25.7	4	21.0	17	9 ●
2004	33	49.5	9	16.6	7	26.1	2	7.8	17	15 ●
2003	32	47.8	10	18.6	8	28.0	1	5.5	17	13 ●
2002	33	46.3	11	21.0	7	21.3	0	11.4	17	15 ●
2001	32	44.9	12	27.3	7	25.5	0	2.4	51	13 ●
2000	25	57.6	5	17.9	9	22.2	0	2.3	14	12 ●
1999	19	46.4	8	28.2	12	24.7	0	0.7	14	
1997	18	38.9	7	27.7	14	31.9	0	1.5	39	
1996	9	35.0	12	33.4	18	31.6	0	0.0	14	
1995	13	33.0	9	34.3	17	32.7	0	0.0	13	
1994	18	35.2	7	24.6	14	39.6	0	0.7	13	
1992	25	53.8	6	14.7	8	26.9	0	4.6	13	11 ●
1991	24	39.2	6	19.1	9	30.0	0	11.7	13	9 ●
1990	23	44.6	5	28.1	11	24.3	0	3.0	13	7 ●
1988	16	49.4	5	16.7	18	33.9	0	0.0	13	
1987	15	44.5	5	13.1	19	42.2	0	0.1	13	
1986	20	40.1	4	19.9	15	39.9	0	0.0	13	1 ●
1984	25	44.0	3	21.8	11	33.9	0	0.2	13	11 ●
1983	27	48.9	3	17.9	9	33.2	0	0.0	13	15 ●
1982	25	49.0	5	16.1	8	34.1	1	0.7	13	11 ●
1980	26	45.1	7	24.7	6	28.3	0	1.9	13	13 ●
1979	30	52.6	4	25.2	5	21.7	0	0.5	13	21 ●
1978	29	58.2	5	20.7	5	20.5	0	0.6	14	19 ●
1976	29	53.9	4	17.2	6	26.6	0	2.2	39	19 ●
1973	24	47.2	13	30.1	11	22.7	0	0.0	48	

Ward history of Southend-on-Sea

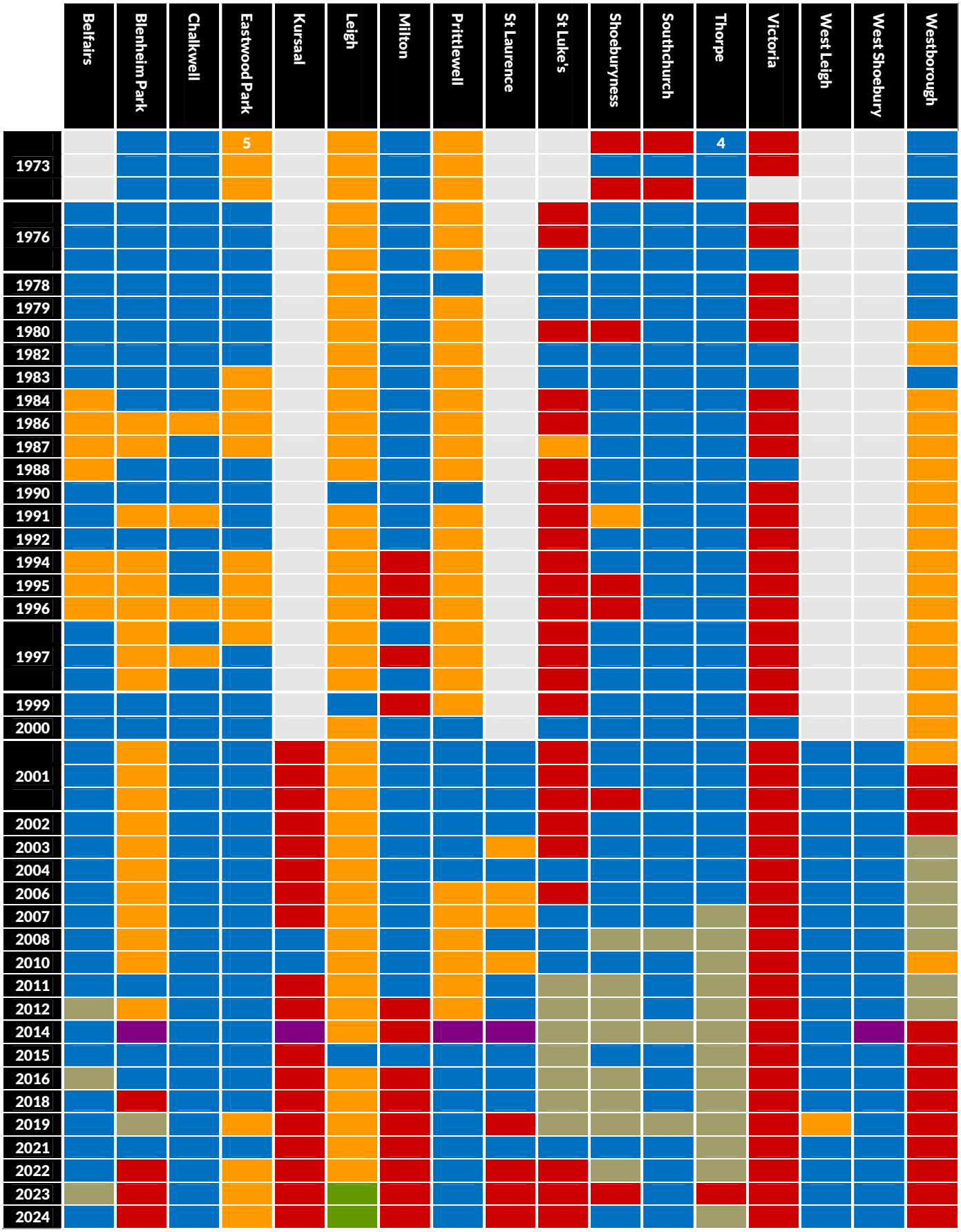

Belfairs
Southend West and Leigh

***Jack A. Warren**	**Con**	**1,006**	**39.4**	**- 3.9**
Nathaniel W. Love	Grn	693	27.1	+21.4
Gareth P. Evans	Ind	419	16.4	
Graham A. Main	Lab	320	12.5	+ 0.7
Stephen J. Cummins	LD	86	3.4	+ 0.1
Lizzie Smith	Conf	32	1.3	

Blenheim Park
GAIN

Southend West and Leigh

Shahid Nadeem	**Lab**	**1,089**	**40.2**	**+ 1.8**
*Helen J. Boyd	Con	677	25.0	- 17.4
Keith I. Evans	Ind	561	20.7	
A.J. Sutherland	Grn	223	8.2	+ 0.6
Pamela H. Austin	LD	103	3.8	- 2.1
Lynn K. Smith	Her	28	1.0	
Luis M. Lancos	Conf	26	1.0	

Chalkwell
Southend West and Leigh

***James I. Courtenay**	**Con**	**975**	**41.0**	**- 6.5**
Mike O'Connor	Lab	868	36.5	+ 8.0
James Vessey-Miller	Grn	331	13.9	+ 4.5
Christopher N. Hind	LD	130	5.5	- 3.3
Roma Patel	Conf	73	3.1	

Eastwood Park
GAIN

Southend West and Leigh

Dave Poulton	**LD**	**1,419**	**56.6**	**+18.2**
Verina F. Weaver	Con	762	30.4	- 20.4
Christopher R. Clarke	Lab	193	7.7	+ 0.7
Lauren Ekins	Grn	78	3.1	- 0.7
Simon A.R. Spooner	Conf	53	2.1	

Kursaal
Southend East and Rochford

Irene Ferguson	**Lab**	**846**	**51.1**	**+ 3.7**
Marco D. Mann	Con	237	14.3	- 21.1
Kay Mitchell	Ind	179	10.8	
Lee J. Clark	Conf	155	9.4	
Thomas M. Love	Grn	128	7.7	- 4.8
Alan Crystall	LD	58	3.5	
Lara M. Hurley	Her	51	3.1	

Leigh
GAIN

Southend West and Leigh

Stuart W. Allen	**Grn**	**1,725**	**57.8**	**+45.1**
Jean De Tourtoulon	LD	637	21.3	- 17.7
Mary M. Canet-Espi	Con	342	11.5	- 22.1
Malla R. Gurram	Lab	202	6.8	- 7.9
James D. Miller	Conf	80	2.7	

Milton
Southend East and Rochford

Sam Allen	**Lab**	**1,170**	**52.3**	
Jonathan M. Garston	Con	540	24.1	
Sarah-Ann Patel	Grn	269	12.0	
Bianca E. Isherwood	Her	106	4.7	
Robert C. Howes	LD	84	3.8	
Dee Curtis	Conf	68	3.0	

Prittlewell
Southend West and Leigh

***David A. Garston**	**Con**	**1,032**	**39.4**	**- 13.6**
Chris Webster	Lab	971	37.4	+10.1
R.J. Learmouth	Grn	220	5.3	- 2.7
Leanne Kelly	Ind	170	6.5	
Pierre Craddock	LD	142	5.4	- 1.8
Simon J. Jones	Conf	87	3.3	

St Laurence
GAIN

Southend West and Leigh

Madison G. Faulkner-Hatt	**Lab**	**1,164**	**50.3**	**+14.7**
Samuel L. Pettengell	Con	790	34.1	- 3.8
Kev Malone	LD	148	6.4	+ 3.8
Simon Gittus	Grn	120	5.2	+ 2.7
Sandy Van Deventer	Conf	93	4.0	

St Luke's
GAIN

Southend West and Leigh

Jane Norman	**Lab**	**911**	**44.2**	**+22.3**
*Brian M. Beggs	Con	534	25.9	- 4.1
Brian Ayling	Ind	212	10.3	- 7.7
Tilly Hogrebe	Grn	191	9.3	- 1.7
Joleen Hills	Conf	84	4.1	
Sara-Jayne Boulton	LD	69	3.3	+ 0.3
Adam J. Ball	Her	61	3.0	

Shoeburyness
Southend East and Rochford

Judith McMahon	**Con**	**742**	**31.7**	**- 13.5**
Kevin D. Ryan	Lab	734	31.3	+19.0
Tricia Cowdrey	Ind	628	26.8	
Fiona M.D. Clapperton	Grn	125	5.3	- 0.5
Chris Bailey	LD	68	2.9	+ 1.3
Kayleigh Burgess	Conf	47	2.0	

Southchurch
Southend East and Rochford

Darryl R. Jones	**Con**	**1,137**	**52.7**	**- 10.5**
Carrie Druce	Lab	560	25.9	+ 9.6
Matthew A. Dallat	Grn	162	7.5	- 0.1
Dean Harris-Eckett	Conf	151	7.0	
Billy Boulton	LD	102	4.7	+ 2.0
Angela Mozzato	Her	47	2.2	

Thorpe
Southend East and Rochford

Susan Badger	**Ind**	**1,001**	**36.0**	
Gavin Chambers	Con	870	31.3	+ 4.1
David L. Scott	Lab	571	20.5	+ 7.4
Julie Callow	Grn	166	6.0	- 1.1
Melissa Aylott	Conf	69	2.5	
Katie Kurilecz	LD	54	1.9	0.0
Adam N. Isherwood	Her	51	1.8	

Victoria
Southend East and Rochford

***Ian D. Gilbert**	**Lab**	**1,109**	**60.8**	**+ 3.7**
bernard C. Arscott	Con	298	16.3	- 12.1
Peter Walker	Grn	180	9.9	+ 0.2
Philip M. Edey	LD	100	5.5	+ 0.7
Sandra Wiseman	Her	76	4.2	
Jonathan A. Humphrys	Conf	61	3.3	

West Leigh
Southend West and Leigh

Lesley P. Salter	**Con**	**1,086**	**37.5**	**- 10.4**
Peter Wexham	LD	895	30.9	- 6.0
Gemma M. Deeney	Grn	413	14.3	+ 6.1
James G. Morrison	Lab	407	14.0	+ 7.0
Jane M. Wilkes	Conf	96	3.3	

West Shoebury
Southend East and Rochford

James W. Moyles	**Con**	**1,002**	**45.5**	**- 11.4**
Ian D. Pope	Lab	524	23.8	+10.3
Barry A. Godwin	Ind	402	18.2	
Lea A. Williams	Grn	147	6.7	+ 1.1
Granville Stride	LD	70	3.2	- 0.4
Robert J. Cammidge	Conf	58	2.6	

Westborough
Southend West and Leigh

Pamela D. Kinsella	**Lab**	**1,063**	**54.2**	**+17.3**
Dr Vel	Con	375	19.1	- 2.9
Stephen D. Jordan	Grn	263	13.4	+ 4.6
Suzanna M. Edey	LD	186	9.5	- 4.3
Noah Hughes	Conf	74	3.8	

Summary of results: Southend-on-Sea

	Year	Elec	%Poll	Con	Lab	LD	Grn	Ind	Other
Belfairs	2024	7,355	34.9	39.4	12.5	3.4	29.1	16.4	1.3
	2023	7,353	36.3	33.3	11.0	4.4	5.5	45.0	0.8
	2022	7,450	34.3	40.5	11.3	4.7	3.6	39.7	2.3
	2021	7,490	38.9	43.3	11.8	3.3	5.7	35.9	
Blenheim Park	2024	8,082	33.7	25.0	40.2	3.8	8.2	20.7	2.0
	2023	8,088	31.9	27.8	34.1	3.2	6.5	27.4	1.0
	2022	8,046	31.9	39.7	44.3	5.8	5.0	4.1	1.1
	2021	8,142	33.7	42.4	38.4	5.9	7.6	5.7	
Chalkwell	2024	7,082	33.7	41.0	36.5	5.5	13.9		3.1
	2023	7,131	34.0	47.5	31.6	7.8	10.0		3.1
	2022	7,173	31.9	44.8	29.7	12.1	7.4		6.1
	2021	7,236	35.9	47.5	28.5	8.8	9.4		5.7
Eastwood Park	2024	7,302	34.5	30.4	7.7	56.6	3.1		2.1
	2023	7,380	35.9	23.7	5.0	67.7	2.0		1.5
	2022	7,447	34.6	44.0	6.5	46.0	2.0		1.5
	2021	7,475	36.5	50.8	7.0	38.4	3.8		
Kursaal	2024	7,979	20.8	14.3	51.1	3.5	7.7	10.8	12.5
	2023	7,928	20.5	21.5	54.9	5.0	8.3		10.3
	2022	8,006	22.1	23.3	62.6	3.6	6.5		4.0
	2021	8,043	24.6	35.4	47.4	4.6	12.5		
Leigh	2024	7,324	40.9	11.5	6.8	21.3	57.8		2.7
	2023	7,381	36.2	18.8	8.9	31.4	39.1		1.8
	2022	7,376	37.1	25.2	11.5	40.9	21.5		0.9
	2021	7,577	38.4	33.6	14.7	39.0	12.7		
Milton	2024	8,295	27.0	24.1	52.3	3.8	12.0		7.7
	2023	8,103	27.6	24.2	51.1	6.4	10.0		8.4
	2022	8,032	29.1	28.2	54.0	5.0	10.0		2.7
	2021	8,221	32.2	33.6	50.0	4.2	12.2		
Prittlewell	2024	7,818	33.8	39.4	37.0	5.4	8.4	6.5	3.3
	2023	7,799	34.3	43.6	37.5	9.4	5.5		4.0
	2022	7,817	30.2	54.2	24.3	12.2	7.5		1.9
	2021	7,969	35.4	53.0	27.3	7.2	8.0	4.6	
St Laurence	2024	7,861	29.6	34.1	50.3	6.4	5.2		4.0
	2023	7,915	30.9	35.1	16.5	2.5	5.2	38.7	2.0
	2022	7,958	31.8	39.1	47.9	7.6	3.6		1.9
	2021	7,995	34.6	37.9	35.6	2.6	2.5	21.5	
St Luke's	2024	8,003	26.0	25.9	44.2	3.3	9.3	10.3	7.1
	2023	8,013	25.1	51.8	16.1	4.1	7.0	16.8	4.2
	2022	8,073	29.0	28.1	44.5	2.9	6.7	13.0	4.8
	2021	8,120	27.5	30.0	21.9			34.2	
Shoeburyness	2024	8,526	27.6	31.7	31.3	2.9	5.3	26.8	2.0
	2023	8,580	26.7	35.6	53.6	5.1	3.6		2.2
	2022	8,661	28.4	35.9	17.6	2.0	5.0	37.9	1.5
	2021	8,696	29.0	45.2	12.3	1.6	5.8	32.8	2.3
Southchurch	2024	7,392	29.5	52.7	25.9	4.7	7.5		9.2
	2023	7,380	29.8	21.9	48.7	3.9	8.9	11.5	5.1
	2022	7,446	30.2	62.1	19.2	7.2	8.6		2.9
	2021	7,551	35.9	63.2	16.3	2.7	7.6	10.2	
Thorpe	2024	7,201	38.8	31.3	20.5	1.9	6.0	36.0	4.3
	2023	7,246	41.1		17.2	2.8	6.9	70.4	2.7
	2022	7,345	42.4	39.6	11.6	2.1	5.6	39.6	1.6
	2021	7,440	43.4	27.2	13.1		7.1	46.6	4.0
Victoria	2024	9,190	20.1	16.3	60.8	5.5	9.9		7.5
	2023	9,082	19.8	19.5	59.6	6.5	9.8		4.7
	2022	8,936	21.1	21.2	56.9	5.2	9.2		7.5
	2021	8,805	22.3	28.4	57.1	4.8	9.7		
West Leigh	2024	7,131	40.8	37.5	14.0	30.9	14.3		3.3
	2023	7,157	39.2	47.1	7.8	34.5	8.3		2.3
	2022	7,215	42.6	47.6	5.5	39.8	6.3		0.8
	2021	7,223	45.8	47.9	7.0	36.9	8.2		

	Year	Elec	%Poll	Con	Lab	LD	Grn	Ind	Other
West Shoebury	2024	7,329	30.2	45.5	23.8	3.2	6.7	18.2	2.6
	2023	7,338	29.8	58.3	20.7	7.5	8.6		4.9
	2022	7,361	30.8	58.3	22.1	7.2	7.8		4.6
	2021	7,407	33.4	56.9	13.5	3.6	5.6	18.4	2.1
Westborough	2024	7,661	25.8	19.1	54.2	9.5	13.4		3.8
	2023	7,816	24.0	18.5	56.9	8.6	11.9		4.1
	2022	7,687	25.2	19.0	62.2	9.3	8.2		1.4
	2021	7,752	30.6	22.0	36.9	13.8	8.8	17.0	1.5

Stevenage boundary changes

▼8	1	▲8	32	◆	6	◆	0	◆	0

Labour retain control - majority: 25 seats

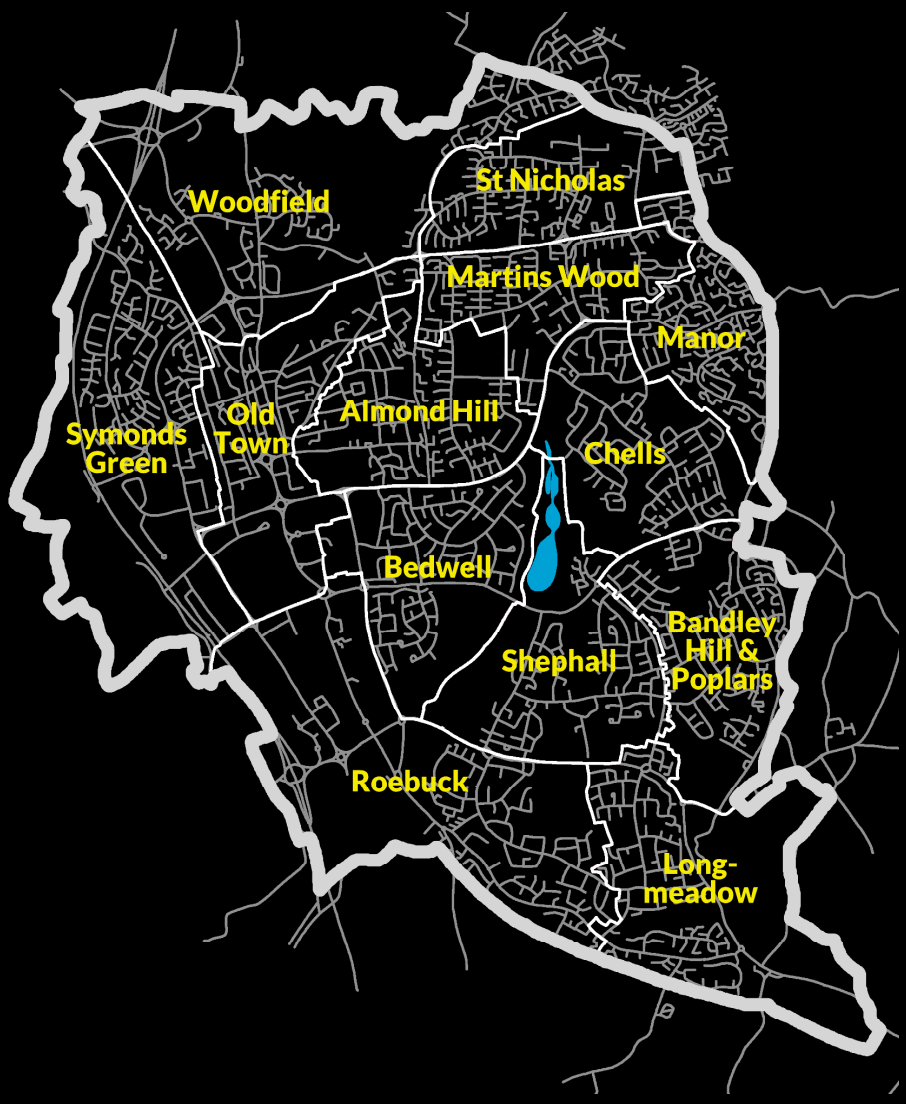



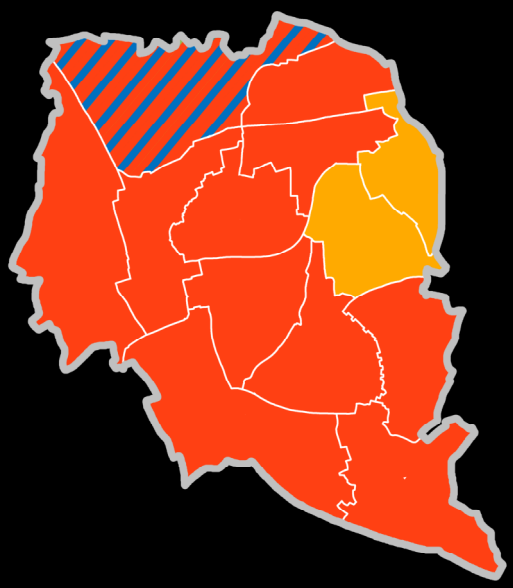

Electoral history of Stevenage

	seats	%votes	seats	%votes	seats	%votes	seats	%votes	Total	Majority
2024	1	22.8	32	37.4	6	18.9	0	20.9	39	25
2023	9	28.8	24	44.1	6	19.5	0	7.6	13	9
2022	9	31.2	24	44.7	6	18.3	0	5.8	13	9
2021	11	39.5	22	37.6	6	15.9	0	7.1	13	5
2019	7	31.9	27	38.4	5	22.6	0	7.1	13	15
2018	9	36.9	26	43.9	4	15.3	0	4.0	13	13
2016	7	32.6	29	44.3	3	13.0	0	10.2	13	19
2015	6	36.0	30	38.2	3	7.4	0	18.4	13	21
2014	2	25.1	34	39.4	3	9.8	0	25.7	13	29
2012	6	28.8	30	52.6	3	11.6	0	7.0	13	21
2011	9	31.2	27	46.8	3	10.3	0	11.6	13	15
2010	9	35.0	27	35.8	3	21.9	0	7.3	13	15
2008	5	35.4	30	40.1	3	16.8	1	7.6	13	21
2007	3	30.2	32	46.8	4	21.3	0	1.8	13	25
2006	3	29.7	32	46.4	4	21.8	0	2.1	13	25
2004	3	30.6	32	39.1	4	27.8	0	2.3	13	25
2003	3	25.1	33	47.7	3	25.4	0	1.8	13	27
2002	3	26.1	33	53.2	3	18.7	0	2.1	13	27
2000	3	28.8	33	49.7	3	20.4	0	1.1	13	27
1999	3	19.0	33	54.9	3	25.3	0	0.8	39	27
1998	0	21.5	37	62.5	2	15.8	0	0.2	13	35
1996	0	18.6	38	68.3	1	12.0	0	1.1	13	37
1995	2	15.6	36	67.0	1	16.5	0	0.9	13	33
1994	4	20.6	31	59.7	4	18.1	0	1.5	13	23
1992	4	36.5	32	47.4	3	16.2	0	0.0	13	25
1991	1	28.6	35	51.7	3	14.7	0	5.1	13	31
1990	1	24.1	32	61.5	6	11.3	0	3.1	13	25
1988	1	26.0	27	54.9	10	18.7	1	0.4	13	15
1987	1	23.4	26	40.5	12	36.1	0	0.0	13	13
1986	1	18.2	29	46.9	9	34.7	0	0.2	13	19
1984	2	24.1	26	47.8	11	28.1	0	0.0	13	13
1983	2	28.4	27	41.3	10	30.3	0	0.0	13	15
1982	2	25.8	29	38.3	8	36.0	0	0.0	13	19
1980	3	27.9	36	60.8	0	11.3	0	0.0	13	33
1979	4	37.3	35	46.5	0	16.2	0	0.0	39	31
1976	6	41.3	28	45.0	0	6.3	0	7.5	34	22
1973	3	25.5	32	55.9	0	18.6	0	0.0	35	29

Ward history of Stevenage

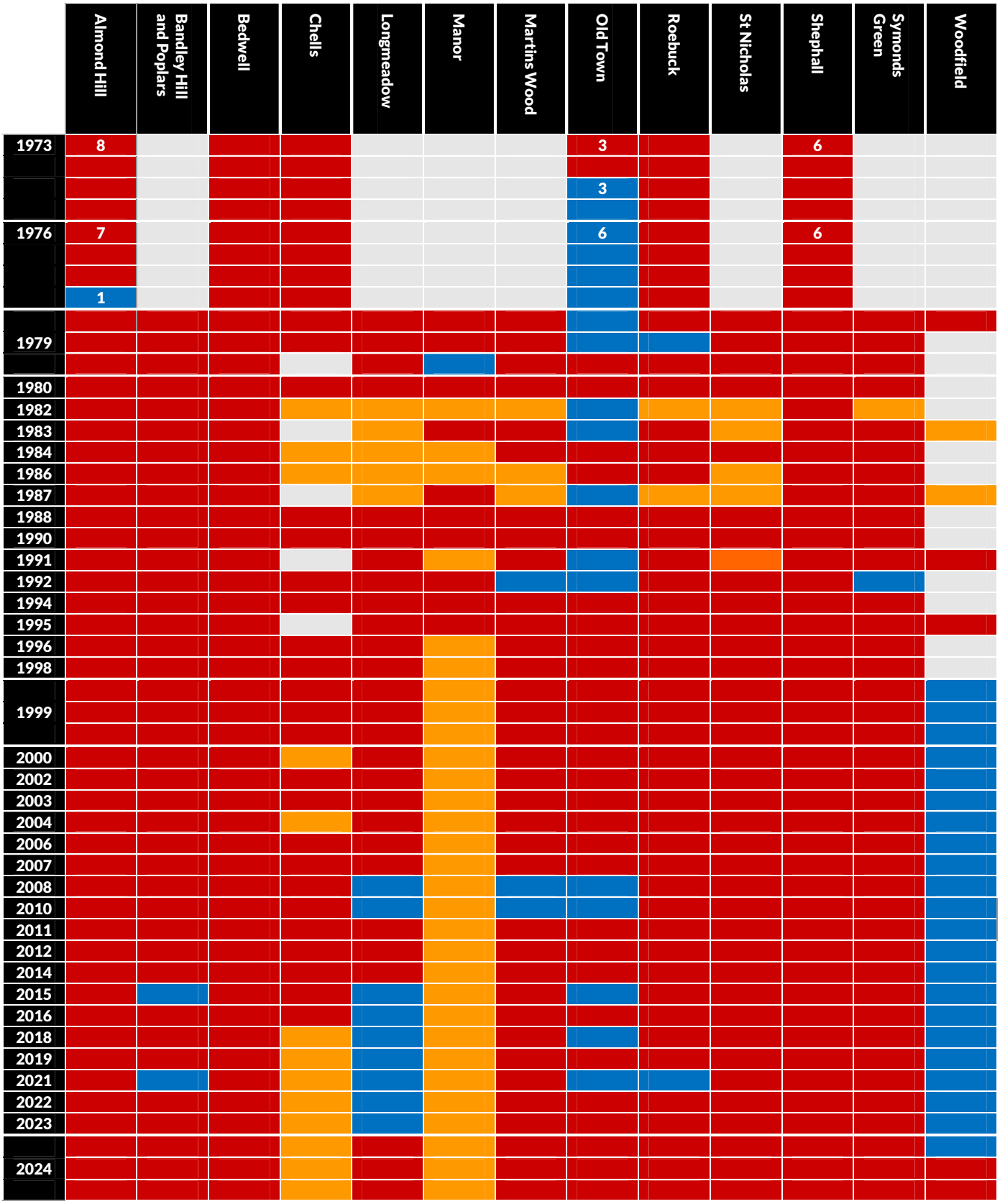

All wards bar Almond Hill (was Pin Green) and Bandley Hill and Poplars (Bandley Hill) retain their names following the ward boundary review of Stevenage.

Almond Hill
Stevenage

Lin Martin-Haugh	**Lab**	**834**	**40.1**
Tom Plater	**Lab**	**814**	**39.1**
Jeannette Thomas	**Lab**	**783**	**37.6**
Marcel N.H. Houps	Con	469	22.5
Paul J. Dawson	Grn	447	21.5
Richard P. Reece	LD	356	17.1

Antededent: Pin Green

Bandley Hill and Poplars
Stevenage

Jim Brown	**Lab**	**749**	**38.0**
Jade Woods	**Lab**	**701**	**35.6**
Kamal Choudhury	**Lab**	**689**	**35.0**
David J. Denny-Stubbs	Con	530	26.9
Victoria L. Facey	Con	508	25.8
Matthew P. Wyatt	Con	462	23.4
Charles Littleton	LD	271	13.7
Michael S.F.S. Hearn	Ref	266	13.5
Peter Wilkins	LD	252	12.8
Riad Mannan	LD	218	11.1
Adrian G. Busolini	Grn	183	9.3
Mark Pickersgill	TUSC	62	3.1

Antededent: Bandley Hill

Bedwell
Stevenage

Conor McGrath	**Lab**	**887**	**49.9**
Nazmin Chowdhury	**Lab**	**830**	**46.6**
Ellie Plater	**Lab**	**786**	**44.2**
Cathy Bibby	Con	367	20.6
Christopher J. Berry	LD	296	16.6
Steven Hodges	Grn	282	15.8
Steve Glennon	TUSC	109	6.1

Antededent: Bedwell

Chells
Stevenage

Julie L. Ashley-Wren	**LD**	**741**	**43.6**
Tom Wren	**LD**	**738**	**43.4**
Stephen J. Booth	**LD**	**698**	**41.1**
John Lloyd	Lab	509	29.9
Patrick Newman	Lab	460	27.1
Thea Pendlebury	Lab	448	26.4
Christine H. Clarkson	Con	290	17.1
David Ingarfill	Grn	212	12.5

Antededent: Chells

Longmeadow
Stevenage

Peter Clark	**Lab**	**700**	**32.9**
Lynda Guy	**Lab**	**663**	**31.1**
Akin Elekolusi	**Lab**	**593**	**27.8**
Alex Farquharson	Con	590	27.7
Adam J.S. Mitchell	Con	571	26.8
Bret R. Facey	Con	568	26.7
Jim Borcherds	Grn	491	23.1
Matthew A.S. Hurst	Ref	193	9.1
Doug Bainbridge	Ref	191	9.0
Matthew B.R. Snell	LD	180	8.5
Philip K. Durling	Ref	164	7.7
Helen D. Kerr	TUSC	48	2.3

Antededent: Longmeadow

Manor
Stevenage

***Robin G. Parker**	**LD**	**1,122**	**58.0**
Andy McGuinness	**LD**	**1,077**	**55.7**
Graham W. Snell	**LD**	**1,023**	**52.9**
Louisa Barr	Lab	397	20.5
Maureen McKay	Lab	357	18.5
Peter Taylor	Lab	328	17.0
Andy Goldsmith	Con	311	16.1
Ashlee J. Hodson	Grn	189	9.8

Antededent: Manor

Martins Wood
Stevenage

Myla Arceno	**Lab**	**798**	**46.5**
Lloyd Briscoe	**Lab**	**751**	**43.7**
Carolina Veres	**Lab**	**717**	**41.8**
Andy Facey	Con	421	24.5
Janet M. Bainbridge	Ref	267	15.5
Robert F. Henry	Ref	252	14.7
Chris Hodson	Grn	238	13.9
Anthony P. Segadelli	LD	228	13.3
Naomi R. Lovelace-Collins	Grn	203	11.8
Mark Gentleman	TUSC	61	3.6

Antededent: Martins Wood

Old Town
Stevenage

Coleen Houlihan	**Lab**	**733**	**41.4**
Nigel Williams	**Lab**	**665**	**37.6**
Mason Humberstone	**Lab**	**661**	**37.4**
Harry W. Curtis	Con	523	29.6
Maria J. Wheeler	Con	504	28.5
Dhiren R. Malavia	Con	433	24.5
Andy Whitmore	Grn	301	17.0
Andrew D. Anderson	LD	226	12.8
Mark S. Kerr	TUSC	69	3.9

Antededent: Old Town

Roebuck
Stevenage

Anne Wells	**Lab**	**727**	**39.7**
Forhad Chowdhury	**Lab**	**701**	**38.3**
Alistair Gordon	**Lab**	**701**	**38.3**
Nick Leech	Con	433	23.7
Nigel R. Bye	LD	310	16.9
Pawel Gora	Grn	286	15.6
Bryan D. Clare	TUSC	92	5.0

Antededent: Roebuck

St Nicholas
Stevenage

Sandra Barr	**Lab**	**1,052**	**50.5**
Richard Henry	**Lab**	**962**	**46.2**
Claire Parris	**Lab**	**938**	**45.0**
Mel Mitchell	Con	407	19.5
Chris Keane	Grn	305	14.6
Hazel M. Jones	LD	260	12.5
Amber E. Gentleman	TUSC	128	6.1

Antededent: St Nicholas

Shephall
Stevenage

Rob Broom	**Lab**	**737**	**53.1**
Sarah Mead	**Lab**	**733**	**52.8**
Simon Speller	**Lab**	**665**	**47.9**
Celia G. Lawrence	Con	289	20.8
David J. Barks	LD	219	15.8
Stephani K. Mok	Grn	209	15.1
Barbara J. Clare	TUSC	100	7.2

Antededent: Shephall

Symonds Green
Stevenage

Jackie Hollywell	**Lab**	**787**	**39.9**
Loraine Rossati	**Lab**	**666**	**33.8**
Ceara Roopchand	**Lab**	**627**	**31.8**
Jack S.G.W. Ingarfill	Con	510	25.9
Becca Watts	Grn	351	17.8
Clive Hearmon	LD	316	16.0
Trevor M. Palmer	TUSC	101	5.1

Antededent: Symonds Green

Woodfield
Stevenage

Phil Bibby	**Con**	**624**	**35.9**
Leanne Brady	**Lab**	**602**	**34.6**
Robert Boyle	**Lab**	**571**	**32.9**
Margaret P. Notley	Con	571	32.9
Jody E. Hanafin	Con	559	32.2
Swatantra Tripathi	Lab	520	29.9
Jill Brinkworth	LD	227	13.1
Richard D. Warr	Grn	227	13.1
Neil G. Brinkworth	LD	204	11.7
Amodio Amato	Ref	146	8.4

Antededent: Woodfield

Summary of results: Stevenage

	Year	Elec	%Poll	Con	Lab	LD	Grn	Ind	Other
Almond Hill	2024	5,460	29.1	22.3	39.6	16.9	21.2		
Pin Green	2023	4,855	28.3	26.3	52.8	10.0	10.9		
	2022	4,738	32.5	31.6	49.0	9.3	8.6		1.6
	2021	4,732	34.6	39.8	46.1	6.9	7.2		
Bandley Hill and Poplars	2024	5,501	32.5	25.7	36.3	13.1	8.9		15.9
Bandley Hill	2023	5,082	29.1	36.9	44.0	11.8	5.9		1.4
	2022	5,072	32.6	35.7	47.7	14.1			2.5
	2021	5,101	34.1	47.9	40.2	9.7			2.3
Bedwell	2024	5,451	27.3	18.9	45.7	15.2	14.5		5.6
	2023	5,836	24.6	21.3	53.9	11.2	7.3	4.9	1.5
	2022	5,746	29.0	27.3	56.8	11.5			4.4
	2021	5,674	32.0	33.0	54.2	9.7			3.0
Chells	2024	5,518	28.5	16.6	29.1	42.3	12.1		
	2023	5,008	30.3	19.7	31.6	45.7			3.0
	2022	5,006	32.8	20.2	31.0	45.7			3.1
	2021	4,983	34.8	28.6	29.0	34.9	5.6		1.9
Longmeadow	2024	4,891	36.8	26.8	31.8	8.2	22.3		11.0
	2023	4,432	33.1	43.6	42.7	10.6			3.1
	2022	4,416	34.9	39.9	38.9	7.9		11.6	1.6
	2021	4,452	37.2	50.9	33.5	5.7	5.5		4.4
Manor	2024	5,487	33.3	15.4	19.7	55.6	9.4		
	2023	5,060	34.6	11.2	17.0	71.8			
	2022	5,106	37.9	15.8	16.3	63.0	4.8		
	2021	4,640	39.5	24.1	15.6	55.7	4.6		
Martin's Wood	2024	5,077	30.9	21.6	40.9	11.7	12.2		13.7
	2023	4,631	29.9	24.7	48.5	14.7	9.7		2.3
	2022	4,602	33.1	25.1	43.6	24.5	6.9		
	2021	5,121	35.5	30.7	34.8	30.4			4.1
Old Town	2024	4,179	35.7	28.2	39.6	12.2	16.3		3.7
	2023	6,282	35.2	36.0	45.0	6.9	10.7		1.5
	2022	6,282	37.8	40.1	47.1	4.7	8.0		
	2021	6,399	40.5	40.1	35.4	3.5	7.5	13.6	
Roebuck	2024	5,040	27.5	23.4	39.3	16.8	15.5		5.0
	2023	5,120	28.6	34.6	47.0	11.7	5.2		1.6
	2022	5,125	31.5	39.1	47.1	11.4			2.4
	2021	5,158	33.5	47.9	36.0	14.1			2.0
St Nicholas	2024	5,433	31.1	18.9	48.9	12.1	14.2		5.9
	2023	5,717	28.4	25.7	58.3	11.8			4.3
	2022	5,662	31.9	26.9	59.8	10.0			3.3
	2021	5,612	34.5	36.9	46.3	8.1	6.5		2.2
Shephall	2024	4,841	25.3	18.6	47.4	14.1	13.4		6.4
	2023	4,609	27.2	24.7	59.3	12.2			3.9
	2022	4,610	30.5	26.9	59.7	9.6			3.8
	2021	4,591	31.6	42.5	47.5	5.8			4.2
Symonds Green	2024	4,608	32.2	24.7	38.1	15.3	17.0		4.9
	2023	4,447	33.2	29.6	48.9	10.5	8.8		2.1
	2022	4,459	37.9	31.1	53.7	6.8	6.7		1.7
	2021	4,533	36.9	42.7	43.0	6.4	6.8		1.2
Woodfield	2024	4,037	38.2	34.2	33.0	12.4	12.4		8.0
	2023	4,204	35.2	38.9	31.6	19.1	6.4		4.0
	2022	4,158	34.6	47.0	34.0	15.5			3.5
	2021	4,136	39.4	53.5	30.4	14.0			2.2

Stockport

0	0	7	22	11	31	1	3	1	4	1	3
◆		▼2		▲1		◆		▲1		◆	

Council remains under no overall control

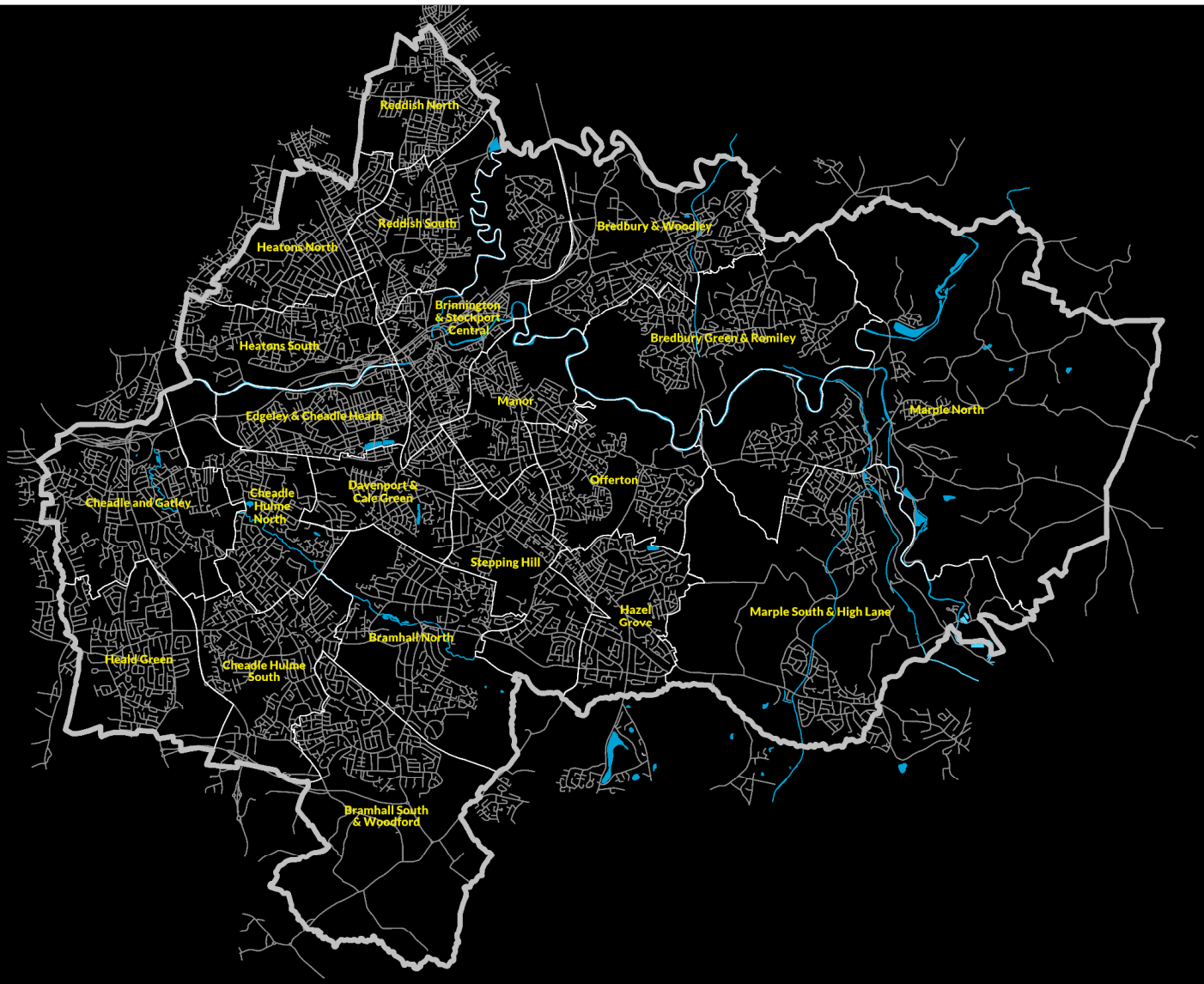

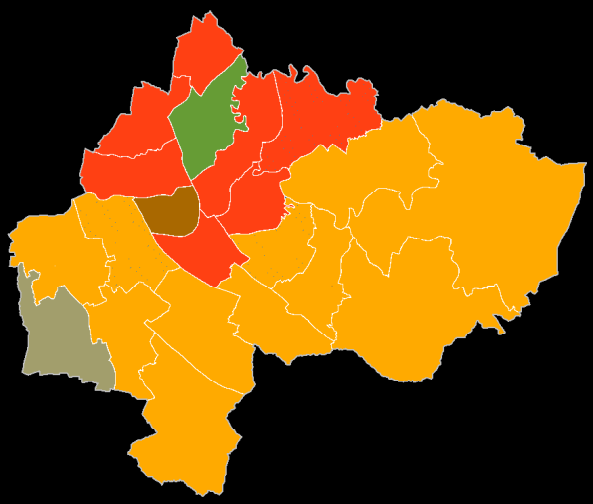

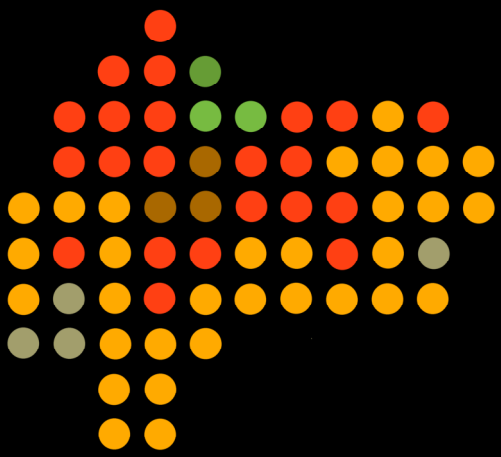

Electoral history of Stockport

	seats	%votes	seats	%votes	seats	%votes	seats	%votes	Total	Majority
2024	0	16.8	22	31.7	31	34.2	10	17.3	21	
2023	0	16.8	24	29.4	30	34.2	6	19.6	63	
2022	5	21.8	25	32.9	28	34.7	5	10.6	21	
2021	7	25.8	25	32.0	27	30.6	4	11.6	21	
2019	8	20.5	25	27.9	27	34.7	3	16.9	21	
2018	13	22.1	24	46.0	23	25.6	3	6.3	21	
2016	14	24.1	22	29.9	22	29.3	3	16.7	21	
2015	13	28.1	21	27.7	26	24.1	3	20.1	21	
2014	10	23.2	22	29.2	28	26.1	3	21.5	21	
2012	11	25.3	20	33.4	28	31.0	4	10.3	21	
2011	11	30.2	16	31.6	31	29.3	5	8.8	21	
2010	9	30.3	13	22.1	37	40.8	4	6.8	21	11 ●
2008	10	35.2	14	15.9	36	39.6	3	9.2	21	9 ●
2007	9	31.8	15	17.5	36	40.4	3	10.3	21	9 ●
2006	10	32.8	15	18.3	35	39.1	3	9.8	21	7 ●
2004	10	29.0	14	38.7	35	38.9	4	11.4	63	7 ●
2003	9	30.4	17	22.3	34	40.8	3	6.5	21	5 ●
2002	8	30.9	19	24.7	33	38.2	3	6.2	21	3 ●
2000	6	32.1	22	22.3	31	38.4	4	7.1	21	
1999	2	27.1	26	27.6	32	38.5	3	6.8	21	1 ●
1998	3	26.4	27	28.6	30	39.8	3	5.1	21	
1996	2	22.6	27	34.5	31	38.6	3	4.3	21	
1995	10	23.3	23	39.6	27	33.7	3	3.4	21	
1994	13	21.4	17	29.6	30	43.1	3	5.8	21	
1992	17	39.9	17	22.2	26	33.8	3	4.3	21	
1991	17	32.5	17	26.5	26	36.3	3	6.5	21	
1990	18	29.6	17	33.5	25	30.5	3	6.5	21	
1988	22	38.5	14	24.9	24	31.0	3	5.6	21	
1987	22	38.3	15	20.8	22	37.1	4	3.8	21	
1986	24	31.6	16	26.8	18	36.9	5	4.6	21	
1984	28	38.5	17	26.2	15	32.3	3	3.1	21	
1983	30	39.3	18	24.1	12	32.8	3	3.7	21	
1982	32	40.6	20	20.8	8	34.8	3	3.8	21	1 ●
1980	33	41.5	22	31.8	5	22.9	3	3.8	21	3 ●
1979	35	45.3	16	26.6	6	24.6	3	3.5	20	10 ●
1978	40	49.6	13	25.8	4	22.0	3	2.6	20	20 ●
1976	39	49.6	11	21.1	7	24.8	3	4.5	20	18 ●
1975	34	52.0	12	18.1	10	25.3	4	4.6	20	8 ●
1973	27	38.1	16	22.3	13	35.2	4	4.5	60	

Ward history of Stockport

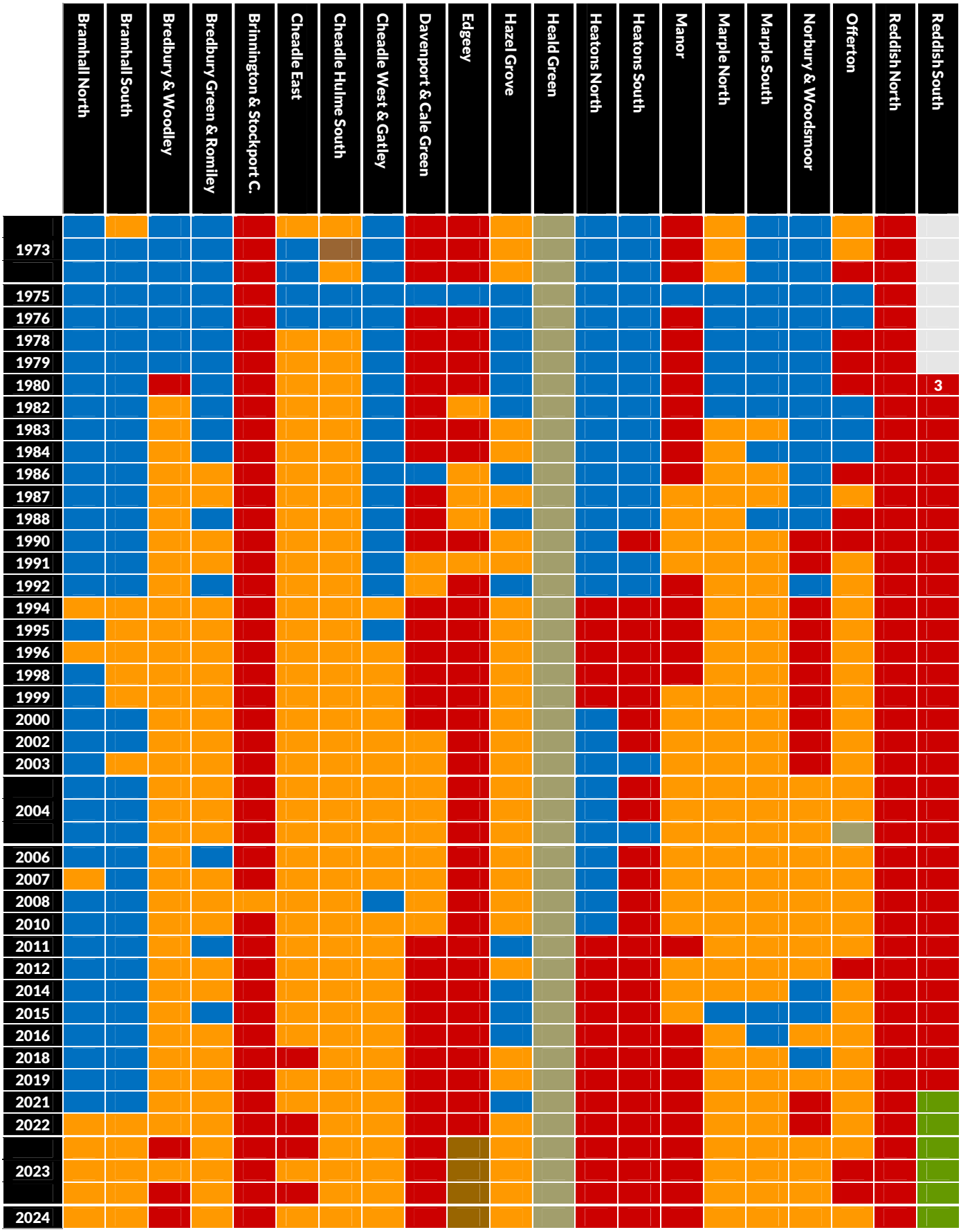

Ward boundaries in Stockport were changed in 2023 resulting in all-out elections that year. As a result, vote share changes are with 2023, not 2021, for this council

Bramhall North
Cheadle

***Alex Wynne**	**LD**	**2,021**	**47.8**	**+ 1.8**
Linda Holt	Con	1,534	36.3	+ 0.3
Mike Bennett	Lab	411	9.7	+ 2.3
Deborah E. Hind	Grn	264	6.2	- 4.4

Bramhall South and Woodford
Cheadle

***Jeremy R. Meal**	**LD**	**2,185**	**44.9**	**- 2.0**
Peter Crossen	Con	2,104	43.3	+ 3.9
Sandy Broadhurst	Lab	344	7.1	+ 2.3
Andrew J. Dearden	Grn	231	4.7	- 4.4

Bredbury and Woodley
Hazel Grove

***Rosemary F. Barratt**	**Lab**	**1,756**	**47.4**	**+10.5**
Dan Willis	LD	1,269	34.2	- 2.8
Bernie Wylde	Con	501	13.5	+ 1.5
Michael J. Padfield	Grn	180	4.9	- 3.0

Bredbury Green and Romiley
Hazel Grove

***Marc A. Roberts**	**LD**	**2,192**	**58.7**	**- 3.5**
Pat Bentley	Con	695	18.6	+ 2.3
Peter Black	Lab	634	17.0	+ 4.5
Stephanie Wyatt	Grn	213	5.7	- 3.3

Brinnington and Stockport Central
Stockport

***Karl P.M. Wardlaw**	**Lab**	**1,069**	**61.0**	**+ 3.6**
Jamie Hirst	LD	254	14.5	+ 2.8
Rosalind E. Lloyd	Con	219	12.5	- 1.1
Antony F. Rablen	Grn	210	12.0	- 5.3

Cheadle East and Cheadle Hulme North
GAIN

67% Cheadle, 33% Stockport

Mike Newman	**LD**	**1,927**	**44.7**	**+ 5.9**
*Yvonne M. Guariento	Lab	1,743	40.4	- 2.1
Niveed A. Khan	Con	372	8.6	- 1.0
Mandy Padfield	Grn	270	6.3	- 2.8

Cheadle Hulme South
Cheadle

***Keith E. Holloway**	**LD**	**2,637**	**56.5**	**- 3.8**
Brian Dougal	Con	828	17.7	+ 1.8
Barry Hawkins	Lab	813	17.4	+ 5.2
Peter J. Atkinson	Grn	387	8.3	- 3.3

Cheadle West and Gatley
Cheadle

***Tom Morrison**	**LD**	**2,515**	**57.1**	**+ 5.1**
Colin Owen	Lab	863	19.6	+ 5.3
Faria A.N. Khan	Con	626	14.2	- 4.3
Alexander F.R. Drury	Grn	398	9.0	- 5.1

Davenport and Cale Green
9% Chedale, 91% Stockport

Paul J. Wright	**Lab**	**1,923**	**53.7**	**+ 0.2**
Dominic Wells	LD	548	15.3	+ 2.7
Louis G. Paolo	Grn	425	11.9	- 2.2
Doreen S. Hopkins	Ref	283	7.9	
Nathan Lumb	Con	266	7.4	- 4.2
Tara L. Hughes	PoW	139	3.9	

Edgeley
Cheadle

***Asa Caton**	**Cmty**	**1,751**	**59.3**	**+10.2**
Callum J. Walmsley	Lab	847	28.7	- 7.5
Patrick Ralph	Grn	178	6.0	- 0.4
Douglas L. Greenhalgh	LD	89	3.0	- 1.9
Karl A. Seppman	Con	87	2.9	- 0.5

Hazel Grove
1% Cheadle, 99% Hazel Grove

***Frankie Singleton**	**LD**	**1,524**	**42.1**	**- 8.2**
Tim Morley	Con	987	25.9	- 3.0
Johnny White	Lab	757	20.9	+ 2.5
Fiona Bullock	Grn	401	11.1	- 0.9

Heald Green
Cheadle

***Catherine L. Stuart**		**1,787**	**43.3**	**- 2.0**
Qasim S. Ahmed	LD	1,143	27.7	+ 1.9
Kath Priestley	Lab	626	15.2	- 0.2
Yvonne Salmons	Con	383	9.3	- 3.5
Chitra Ramachandran	Grn	189	4.6	- 1.1

Heatons North
Stockport

***Dena M.A. Ryness**	**Lab**	**2,770**	**62.1**	**+ 7.0**
Sam Dugdale	Grn	821	18.4	+ 0.6
Jassan Sajjad	Con	563	12.6	- 0.2
Jeffrey M. Scroggie	LD	308	6.9	+ 0.2

Heatons South
Stockport

***Claire Vibert**	**Lab**	**2,787**	**64.1**	**+ 4.7**
Laura C. Smith	Grn	692	15.9	- 4.5
Joel R.J. Tennuchi	Con	469	10.8	- 1.6
Margaret McDermott	LD	403	9.3	+ 1.4

Manor
Stockport

Jon Byrne	**Lab**	**1,583**	**52.3**	**+12.1**
Jason Jones	LD	779	25.7	- 8.2
Stephen Speakman	Ref	281	9.3	
Janice McGahan	Con	195	6.4	- 1.1
Fiona Aviani-Bartram	Grn	188	6.2	- 2.5

Marple North
Hazel Grove

Micheala W. Meikle	**LD**	**2,186**	**49.7**	**- 6.2**
Nigel Noble	Con	757	17.2	+ 2.8
Mike Hill	Lab	695	15.8	+ 6.1
John J. Bright	Grn	407	9.3	- 4.7
Steve Hatton	Ind	353	8.0	+ 2.0

Marple South and High Lane
Hazel Grove

***Colin D. MacAlister**	**LD**	**2,099**	**54.9**	**+ 0.3**
Elizabeth R.E. Arnold	Con	767	20.1	- 0.8
Mags Hindle	Lab	562	14.7	+ 4.8
Andrew D. Threlfall	Grn	397	10.4	- 4.2

Norbury and Woodsmoor
66% Cheadle, 34% Hazel Grove

***Pete West**	**LD**	**1,984**	**42.9**	**+ 1.7**
Oliver J. Johnstone	Con	1,478	31.9	+ 1.3
Colin Devine	Lab	712	15.4	- 2.0
Lynn Schofield	Ref	260	5.6	
Philip D.F. Handscomb	Grn	192	4.2	- 4.1

Offerton

39% Offerton, 61% Hazel Grove

Dan Oliver	**LD**	**1,512**	**39.5**	**+ 1.8**
*Will Sharp	Lab	1,487	38.9	+ 1.4
John H. Kelly	Ref	337	8.8	
Andrew S. Lord	Con	287	7.5	- 2.7
Stephen Torley	Grn	203	5.3	- 4.7

Reddish North

Denton and Reddish

***Rachel Wise**	**Lab**	**2,006**	**67.2**	**+ 2.6**
Helena J. Mellish	Grn	411	13.8	- 12.3
Annette C. Finnie	Con	299	10.0	- 6.3
Ben Traynor	LD	174	5.8	- 1.5
Paula King	WEP	94	3.2	

Reddish South

Denton and Reddish

***James Frizzell**	**Grn**	**2,192**	**55.5**	**+ 0.9**
Joanna L. Williams	Lab	1,449	36.7	+ 0.4
John P. Bates	Con	234	5.9	- 1.2
Susan A. Ingham	LD	75	1.9	- 0.1

Summary of results: Stockport

	Year	Elec	%Poll	Con	Lab	LD	Grn	Ind	Other
Bramhall North	2024	9,755	43.7	36.3	9.7	47.8	6.2		
	2023	9,792	43.8	36.0	7.4	46.0	10.6		
	2022	10,253	41.1	41.3	9.9	42.2	6.6		
	2021	10,374	46.6	52.3	9.4	31.8	6.5		
Bramhall South and Woodford	2024	10,392	47.1	43.3	7.1	44.9	4.7		
	2023	10,277	46.2	39.2	4.8	46.9	9.1		
	2022	10,203	47.8	41.9	5.9	48.5	3.6		
	2021	10,191	52.2	48.0	6.7	40.4	4.8		
Bredbury and Woodley	2024	10,900	34.5	13.5	47.4	34.2	4.9		
	2023	10,952	34.6	12.0	36.9	37.0	7.9	6.2	
	2022	10,616	35.1	19.8	34.9	41.3	4.0		
	2021	10,670	33.7	25.8	20.1	49.0	5.1		
Bredbury Green and Romiley	2024	10,526	35.9	18.6	17.0	58.7	5.7		
	2023	10,535	34.0	16.3	12.5	62.2	9.0		
	2022	11,031	35.2	24.4	12.2	59.4	4.0		
	2021	11,060	38.0	27.4	11.7	56.6	4.4		
Brinnington and Stockport Central	2024	9,082	19.7	12.5	61.0	14.5	12.0		
Brinnington & Central	2023	8,950	17.6	13.6	57.4	11.7	17.3		
	2022	11,510	18.9	16.1	64.5	8.6	10.8		
	2021	11,229	22.9	18.6	62.3	6.4	8.8		3.9
Cheadle East and Cheadle Hulme North	2024	11,525	37.8	8.6	40.4	44.7	6.3		
Cheadle Hulme North	2023	11,533	35.9	9.6	42.5	38.8	9.1		
	2022	9,987	39.4	11.2	45.7	39.7	3.4		
	2021	10.043	43.6	14.7	37.1	44.6	3.6		
Cheadle Hulme South	2024	11,796	39.9	17.7	17.4	56.5	8.3		
	2023	11,766	36.9	15.9	12.2	60.3	11.6		
	2022	10,815	39.8	27.1	9.3	58.0	4.1		1.5
	2021	10,887	43.8	23.9	9.0	60.8	4.0	0.7	1.6
Cheadle West and Gatley	2024	11,411	39.1	14.2	19.6	57.1	9.0		
Cheadle and Gatley	2023	11,340	36.3	18.5	14.3	52.0	15.2		
	2022	12,146	36.1	23.9	15.5	54.5	6.1		
	2021	12,184	41.1	28.4	18.6	45.9	7.2		
Davenport and Cale Green	2024	11,567	31.1	7.4	53.7	15.3	11.9		11.8
	2023	11,418	28.3	11.6	53.5	12.6	14.1	3.2	5.0
	2022	11,177	28.8	13.7	64.9	9.7	7.0		4.7
	2021	11,140	33.3	17.1	63.6	9.2	7.6		2.6
Edgeley	2024	8,930	33.3	2.9	28.7	3.0	6.0	59.3	
Edgeley and Cheadle Heath	2023	8,917	35.0	3.4	36.2	4.9	6.4	49.1	
	2022	10,543	28.8	10.2	71.8	8.3	7.7		2.0
	2021	10,560	33.7	13.0	72.5	5.9	8.5		
Hazel Grove	2024	10,432	35.3	26.9	20.6	41.5	10.9		
	2023	10,451	32.6	28.9	18.4	50.3	12.0		
	2022	10,962	40.0	35.3	12.2	48.2	4.2		
	2021	10,987	45.4	44.7	14.6	37.3	3.4		

	Year	Elec	%Poll	Con	Lab	LD	Grn	Ind	Other
Heald Green	2024	11,077	37.5	9.3	15.2	27.7	4.6	43.9	
	2023	10,927	33.4	7.8	15.4	25.8	5.7	45.3	
	2022	9,880	31.2	12.2	16.8	16.9	3.5	50.5	
	2021	10,000	33.7	12.9	16.3	10.4	6.2	54.3	
Heatons North	2024	10,961	41.2	12.6	62.1	6.9	18.4		
	2023	10,922	38.9	12.8	55.1	6.7	17.8		7.6
	2022	10,898	38.0	18.5	61.4	6.1	11.4		2.6
	2021	11,037	46.4	18.2	66.0	5.5	8.2		2.0
Heatons South	2024	10,878	40.4	10.8	64.1	9.3	15.9		
	2023	10,801	38.3	12.4	59.4	7.9	20.4		
	2022	10,773	38.1	16.2	67.2	5.5	11.1		
	2021	10,861	45.2	18.2	67.2	4.0	10.7		
Manor	2024	10,086	30.1	6.4	52.3	25.7	6.2		9.3
	2023	10,071	29.2	7.5	40.2	33.9	8.7	5.6	4.2
	2022	10,539	29.9	11.7	50.5	32.4	5.4		
	2021	10,536	34.1	13.0	46.9	34.1	6.1		
Marple North	2024	9,479	46.7	17.2	15.8	49.7	9.3	8.0	
	2023	9,542	45.6	14.4	9.7	55.9	14.0	6.0	
	2022	9,688	48.0	22.0	15.7	56.5	5.8		
	2021	9,766	51.8	27.8	11.1	53.8	7.3		
Marple South and High Lane	2024	9,806	39.5	20.1	14.7	54.9	10.4		
	2023	9,882	38.2	20.9	9.9	54.6	14.6		
	2022	9,977	40.3	25.6	10.6	58.2	5.6		
	2021	9,978	46.5	30.6	13.3	49.9	6.3		
Norbury and Woodsmoor	2024	10,061	46.2	31.9	15.4	42.9	4.2		5.6
Stepping Hill	2023	10,110	43.9	30.6	17.4	41.2	8.3		2.5
	2022	10,360	41.3	22.6	36.1	35.5	4.7		1.1
	2021	10,330	46.1	23.4	34.6	28.2	4.8		
Offerton	2024	11,162	34.4	7.5	38.9	39.5	5.3		8.3
	2023	11,160	33.3	10.2	37.5	37.7	10.0		4.7
	2022	10,251	32.5	20.2	28.6	45.7	2.7		2.7
	2021	10,305	34.7	24.9	32.0	36.0	4.0		3.1
Reddish North	2024	11,372	26.7	10.0	67.2	5.8	13.8		3.2
	2023	11,322	24.3	16.3	64.6	7.3	26.1		11.8
	2022	10,748	25.5	13.3	69.2	4.7	9.1		3.7
	2021	10,844	30.9	15.0	60.8	2.8	7.6	13.9	
Reddish South	2024	11,290	35.2	5.9	36.7	1.9	55.5		
	2023	11,293	34.4	7.1	36.3	2.0	54.6		
	2022	10,385	36.8	7.6	40.5	1.6	50.4		
	2021	10,405	40.4	10.8	34.7	1.4	48.1	5.0	

Stroud

▼11	7	▲16	20	▼1	2	▲7	22	▼3	0	▼4	0	▼4	0

Council remains under no overall control

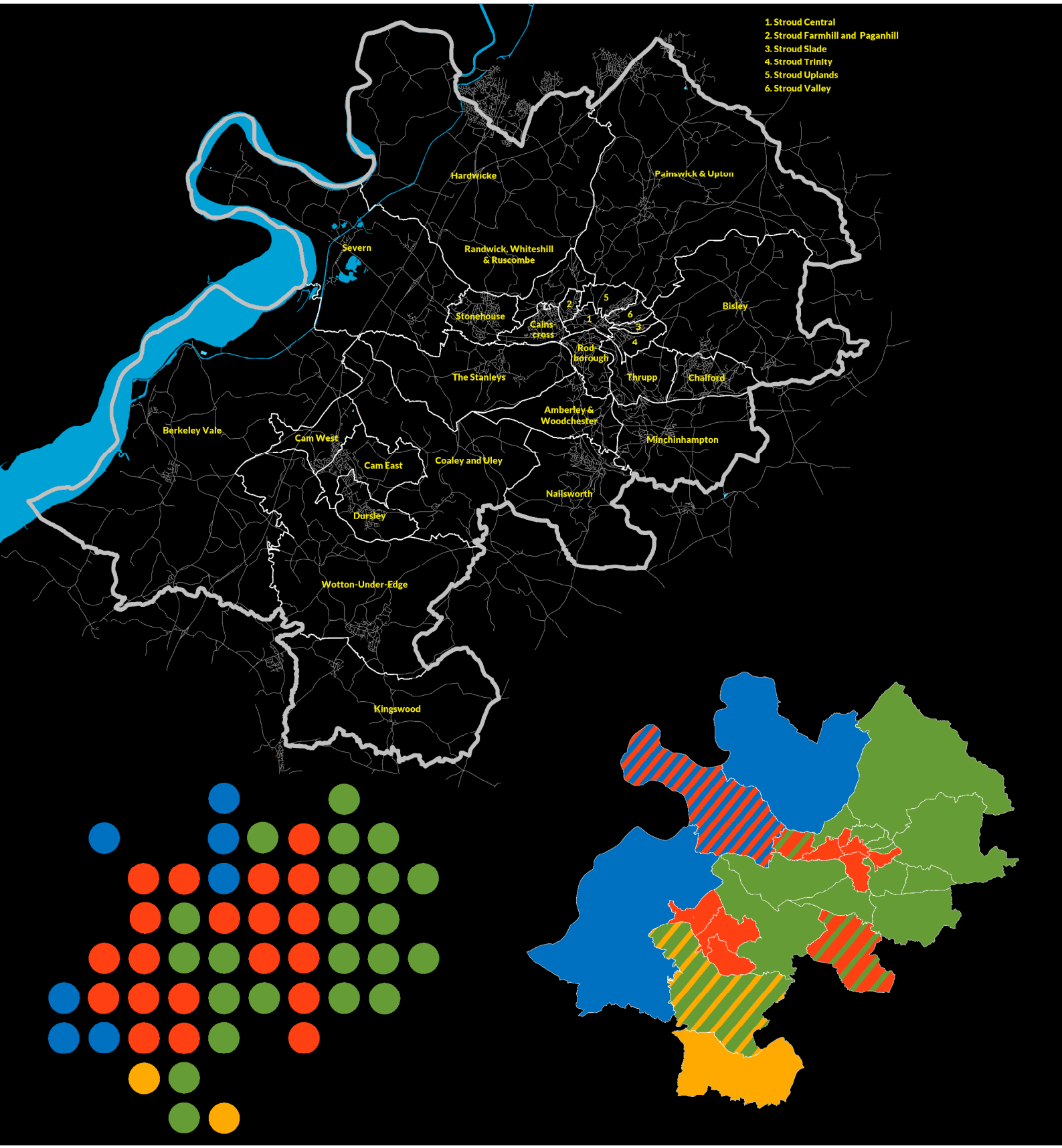

Electoral history of Stroud

	seats	%votes	seats	%votes	seats	%votes	seats	%votes	seats	%votes	Total	Majority
2024	7	21.4	20	28.8	2	9.5	22	37.3	0	2.9	51	
2021	20	34.1	15	26.6	3	7.7	13	30.1	0	1.6	51	
2016	23	30.8	18	28.3	2	8.8	5	23.7	2	8.5	51	
2015	23	36.8	18	33.1	3	6.6	5	18.7	2	23.5	51	
2014	22	38.1	20	28.1	2	4.1	2	18.5	5	29.7	51	
2012	21	41.0	16	34.0	6	10.6	8	13.7	0	0.6	51	
2011	25	35.3	11	34.5	6	9.9	5	17.1	4	3.3	51	
2010	30	43.3	7	26.7	7	16.3	1	13.6	6	0.0	51	9 ●
2008	31	51.0	7	17.7	5	12.1	1	17.7	7	1.5	51	11 ●
2007	31	37.3	9	22.8	4	14.8		20.7	7	4.4	51	11 ●
2006	29	47.8	9	20.0	5	17.0		12.9	8	2.4	51	7 ●
2004	27	42.4	11	21.2	6	19.4		13.2	7	3.7	51	3 ●
2003	28	35.6	10	24.6	6	20.3		15.4	7	4.2	51	5 ●
2002	29	39.5	12	26.2	4	16.3		12.5	6	5.5	51	7 ●
2000	24	44.6	18	27.0	5	20.7		5.2	8	2.5	55	
1999	17	28.8	24	31.8	5	26.7		7.4	9	5.2	55	
1998	10	20.3	26	34.5	9	22.0		12.7	10	10.6	55	
1996	7	26.8	27	40.6	11	13.1		9.1	10	10.5	55	
1995	14	20.9	19	40.3	12	22.7	1	6.0	9	10.1	55	
1994	17	20.4	14	35.0	13	21.6	2	11.4	9	11.6	55	
1992	22	41.0	16	22.7	9	16.9	2	10.1	6	9.3	55	
1991	15	32.6	19	25.7	12	24.3	2	5.2	7	12.1	55	
1990	17	29.5	18	34.9	10	15.9	2	11.5	9	8.3	56	
1988	22	41.3	12	25.9	12	24.1	2	5.1	8	3.6	56	
1987	23	31.4	9	19.8	15	32.0	0	1.0	9	15.8	56	
1986	23	32.0	11	18.7	13	36.0	1	2.6	8	10.8	56	
1984	28	41.0	9	22.3	9	31.4	0	0.0	10	5.2	56	
1983	30	37.8	7	18.8	6	22.9	0	0.0	13	20.4	56	4 ●
1979	29	39.4	9	27.0	6	18.3	0	0.0	12	15.3	56	2 ●
1976	33	39.4	9	22.0	4	15.4	0	0.0	10	23.2	56	10 ●
1973	16	25.9	14	29.8	9	15.8	0	0.0	17	28.5	56	

Ward history of Stroud

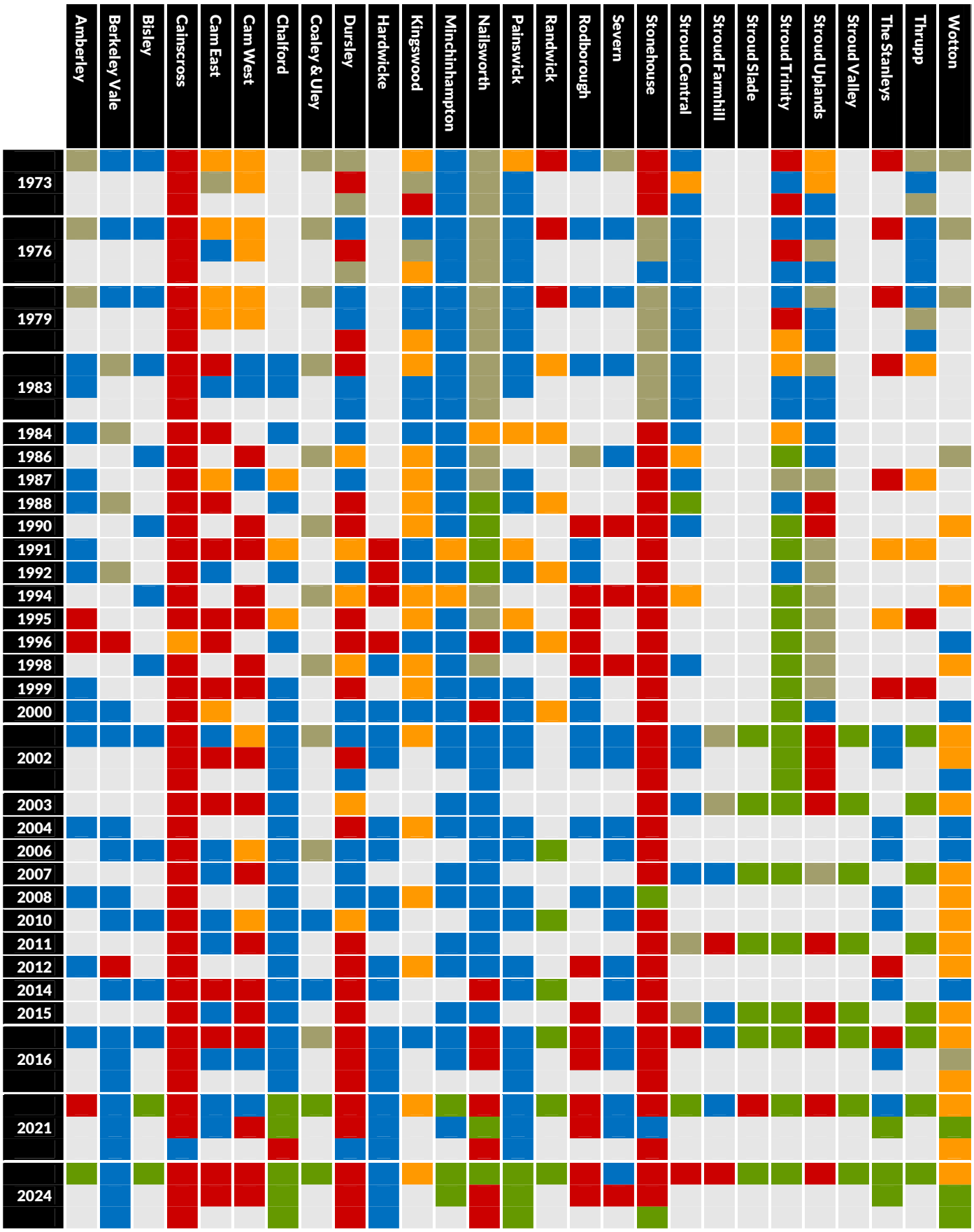

Amberley and Woodchester
Stroud

GAIN

Sarah Canning	**Grn**	**420**	**47.9**	
Lesley Williams	Lab	267	30.4	- 21.2
Colin Chisholm	Con	190	21.7	- 26.7

Berkeley Vale
Stroud

***Lindsey J. Green**	**Con**	**1,094**	**51.8**	**- 0.6**
Paul F.E. Turner	**Con**	**935**	**44.3**	**- 5.5**
Charles J. Tuffin	**Con**	**881**	**41.7**	**- 1.6**
Elizabeth Ashton	Lab	876	41.5	+12.9
Stephen Lydon	Lab	582	24.6	+ 9.6
Audrey J. Smith	Lab	556	26.3	
Martyn G. Cutcher	Grn	250	11.8	- 4.3
Susan C. Medley	Grn	247	11.7	
Nicholas F.H. Easby	LD	229	10.8	- 2.9
Robert P. Hilliard	Grn	224	10.6	

Bisley
North Cotswolds

***Martin A. Brown**	**Grn**	**546**	**62.1**	**+ 8.5**
Stephen F. Davies	Con	209	23.8	- 22.6
Neil W. Hughes	Lab	80	9.1	
Roderick D. Rhys Jones	LD	44	5.0	

Cainscross
Stroud

Elizabeth R. Stanley	**Lab**	**989**	**47.9**	**+12.8**
David J. Matthews	**Lab**	**971**	**47.0**	**+12.5**
Fraser Dahdouh	**Lab**	**954**	**46.2**	**+16.7**
Kathryn E. Crews	Grn	630	30.5	+11.3
Alan P. Mossman	Grn	428	20.7	+ 2.8
Gavin McClafferty	Grn	413	20.0	+ 2.1
Donna L. Pickering	Con	319	15.4	- 15.9
Adam A. Whitehead	Con	311	15.0	- 14.4
Charlotte J. Mitchell	Ind	209	10.1	
Susan J. Richards	TUSC	81	8.4	+ 6.5

Cam East
Stroud

GAIN 2

William I. Hamilton	**Lab**	**662**	**47.9**	**+18.1**
Camilla A. Hill	**Lab**	**583**	**42.2**	**+15.9**
*Brian Tipper	Con	513	37.1	- 17.1
*Victoria E. Gray	Con	422	30.5	- 20.7
Anna E. Bonallack	Grn	209	15.1	
Steven C. Naumann	Grn	132	9.6	
Richard C. Wilsher	LD	121	8.8	- 10.4

Cam West
Stroud

GAIN 1

Christopher R. Haynes	**Lab**	**590**	**48.5**	**- 1.5**
Theresa A. Kinnison	**Lab**	**528**	**43.4**	**+10.0**
Bridget E.C. Baxter	Con	361	29.7	- 20.7
*Christopher D. Evans	Con	345	28.3	- 11.1
Benjamin H. Bywater	Grn	238	19.5	
Sally Pickering	Grn	159	13.1	
Rhianna S. Wilsher	LD	107	8.8	- 3.3

Chalford
Stroud

GAIN 1

Patricia M. Watson	**Grn**	**1,323**	**55.9**	**+13.2**
Helen E. Fenton	**Grn**	**1,279**	**54.0**	**+13.9**
James M.C. Boyle	**Grn**	**1,192**	**50.4**	
Alexander A. Hughes	Lab	624	26.4	- 4.6
Jed P.H. Knight	Lab	605	25.6	
Gail A. Fearnley-Whittingstall	Con	559	23.6	- 5.7
Timothy W.S. Westlake	Con	511	21.6	- 6.6
Kim Hawkins	Con	504	21.3	- 4.0
Stephen M. Stanley	Lab	504	21.3	

Coaley and Uley
Stroud

***Martin R. Pearcy**	**Grn**	**584**	**59.2**	**+ 4.1**
John Stanton	Con	260	26.3	- 18.6
Claire L. Cook	Lab	143	14.5	

Dursley
Stroud

GAIN 1

Helen Caton Hughes	**Lab**	**915**	**43.6**	**- 3.1**
Terence R. Cook	**Lab**	**840**	**40.0**	**- 5.5**
Robert N. Hughes	**Lab**	**802**	**38.2**	**- 1.2**
Danae Savvidou	Grn	688	32.8	+11.0
Thomas Meadowcroft	Grn	557	26.5	+11.1
*Loraine V. Patrick	Con	549	26.2	- 16.9
Matthew Patrick	Con	480	22.9	- 10.5
Carwyn H. Williams	Con	449	21.4	
James S. Broady	Grn	417	19.9	
Ann Blacklock	LD	155	7.4	
Lucia M.V. Jayaseelan	TUSC	45	2.1	

Hardwicke
North Cotswolds

***Gillian E. Oxley**	**Con**	**858**	**46.2**	**- 12.0**
Demelza J.R. Turner-Wilkes	**Con**	**724**	**39.0**	**- 8.1**
***Mark A. Ryder**	**Con**	**676**	**36.4**	**- 4.9**
Simon J.N. MacGregor	Lab	491	26.4	+ 0.6
Adrian N. Oldman	Grn	458	24.7	- 2.0
Keith W. Terry	Lab	420	22.6	
Thomas H. Williams	Lab	415	22.3	
John Robinthwaite	Grn	380	20.5	- 3.5
John G. Patient	Grn	362	19.5	
Alexandra C. Owen	LD	263	14.2	

Kingswood
South Cotswolds

Holly Simkiss	**LD**	**689**	**82.0**	**+23.1**
Allison Long	Con	79	9.4	- 23.1
Hannah M. Lyons-Tsai	Grn	40	4.8	
Valerie E, Randell	Lab	32	3.8	- 4.8

Minchinhampton
North Cotswolds

GAIN 1

***Chloe I. Turner**	**Grn**	**1,259**	**70.5**	**+19.8**
Gillian R. Thomas	**Grn**	**960**	**53.8**	
Duncan R. Greenaway	Con	306	17.1	- 24.9
Christopher E. Archer	LD	261	14.6	
Philip Morris	Con	203	11.4	- 7.4
Stephen F.D. Moore	Lab	173	9.7	- 9.2
David J. Carter	Lab	148	8.2	

Nailsworth
Stroud

***Stephen Robinson**	**Lab**	**1.599**	**70.0**	**+28.4**
Kathryn Kay	**Grn**	**985**	**43.1**	**+ 5.4**
Margaret C. Dutton	**Lab**	**942**	**41.2**	**+10.6**
Shelley Rider	Lab	827	36.2	
Roderick G. Nelson	Grn	614	26.9	
Rosie L. Thresher	Grn	434	19.0	
Ian M. Daniels	Con	347	15.2	- 3.8
Tom George	Con	329	14.4	- 3.4
Max O.J. Howells	Con	327	14.3	- 2.2
Colleen A. Rothwell	LD	185	8.1	+ 1.7
Adam G.C. Cain	LD	115	5.0	

Painswick and Upton
North Cotswolds

GAIN 3

Gary A. Luff	**Grn**	**1,492**	**57.8**	**+22.9**
Peter D. Kennedy	**Grn**	**1,245**	**48.3**	**+13.4**
Matthew J. Sargeant	**Grn**	**1,171**	**45.4**	
David A. Castle	Con	849	32.9	- 10.6
Timothy E.R. Williams	Con	807	31.3	- 8.2
David R. Lowin	Con	737	28.6	- 10.9
Anne C. Snelgrove	Lab	274	10.6	- 13.7
Ashley R.W. Smith	Lab	245	9.5	
Richard P. Osborn	LD	239	9.3	
Andrew C.C. Treacher	Lab	202	7.8	

Randwick, Whiteshill and Ruscombe
Stroud

***Jonathan P. Edmunds**	**Grn**	**613**	**74.0**	**+ 2.1**
Marcia Cosh	Con	111	13.4	- 14.7
Paul M. Sztumpf	Lab	65	7.9	
John S. Holmes	LD	39	4.7	

Rodborough
Stroud

***Nigel A. Prenter**	**Lab**	**602**	**36.1**	**- 14.2**
Cathryn E. Hofmann	**Lab**	**576**	**34.5**	**- 6.1**
Elizabeth Hillary	Grn	539	32.3	+ 1.4
Philip S. Blomberg	Grn	505	30.3	+ 1.3
*Robin M.H. Layfield	Ind	450	27.0	
Helen C. Elliott-Boult	Ind	303	18.1	
Sarah Jones	Con	193	11.6	- 15.4
Thomas J. Whittaker	Con	169	10.2	- 11.9

Severn
Stroud

Robert G. Brown	**Con**	**706**	**36.5**	**- 4.2**
Richard M.A. Maisey	**Lab**	**683**	**35.3**	**+11.6**
Nathan J. Greenway-Davis	Lab	648	33.5	
Hena Mannan-Rahman	Con	504	26.0	- 12.9
Moya Shannon	Grn	374	19.3	- 0.3
Michael R. Stayte	LD	341	17.6	+ 0.7
Isa Clee-Cadman	Grn	276	14.3	

Stonehouse
Stroud

John M. Callinan	**Lab**	**749**	**37.9**	**- 2.6**
John C. Parker	**Lab**	**723**	**36.6**	**- 0.1**
Carol J. Kambites	**Grn**	**661**	**33.4**	**+ 8.0**
Karen F. Linforth	Lab	571	28.9	- 3.8
Nicholas E. Housden	Con	412	20.8	- 6.6
Madelaine D. Maraboli-Roman	Grn	393	19.9	- 5.5
Sonia F. Brinkworth	Con	361	18.3	- 12.7
Rachel M. Smith	Grn	317	16.0	+ 1.2
Wendy J. Thomson	Ind	310	15.7	
Surjeet Malik	Con	294	14.9	- 12.9
Robert M. Jewell	LD	129	6.5	+ 1.6
Adam M. Goulcher	TUSC	45	2.3	+ 0.3

Stroud Central
Stroud

David E. Drew	**Lab**	**408**	**50.7**	**+14.2**
Catherine James-Hodges	Grn	326	40.5	- 0.7
Susan Cursham	Con	70	8.7	- 13.6

Stroud Farmhill and Paganhill
Stroud

Shyamala Ananthan	**Lab**	**388**	**48.4**	**+ 7.8**
Valerie J. Saunders	Grn	309	38.5	+22.5
Richard E. Silvey	Con	105	13.1	- 30.3

Stroud Slade
Stroud

Natalie Rothwell-Warn	**Grn**	**387**	**53.8**	**+13.2**
Rachel A. Lyons	Lab	230	31.9	- 11.1
Thea Pilkian-Strachan	Ind	65	9.0	
Anthony R. Malpass	Con	38	5.3	- 9.3

Stroud Trinity
Stroud

***Lucas Schoemaker**	**Grn**	**485**	**60.2**	**+ 8.3**
Andrew J. Theaker	Lab	194	24.1	- 7.6
Sharon Sugars	Con	52	6.5	- 10.0
Christopher J. Moore	TUSC	46	5.7	
Philip J. Purves	LD	29	3.6	

Stroud Uplands
Stroud

Catherine J. Moore	**Lab**	**246**	**38.0**	**- 5.8**
Sarah M. Dixon	Grn	184	28.4	- 0.9
George W. James	LD	118	18.2	+12.3
Jessica Tomblin	Con	100	15.4	- 7.0

Stroud Valley
Stroud

***Martin J. Baxendale**	**Grn**	**559**	**62.0**	**+16.4**
Michael J. Fealty	Lab	293	32.5	- 8.4
Brian Lee	Con	49	5.4	- 8.1

The Stanleys
Stroud

***Stephen G. Hynd**	**Grn**	**907**	**61.6**	**+22.0**
Marisa J. Godfrey	**Grn**	**741**	**50.4**	
*Nigel Studdart-Kennedy	Con	437	29.7	- 12.3
Jenny Miles	Lab	317	21.5	- 7.8
David J. White	Con	226	15.4	- 14.7
Julie M. Harper	Lab	203	13.8	- 15.5
Elaine J. Jewell	LD	56	3.8	

Thrupp
Stroud

***Rebecca V. Aldam**	**Grn**	**635**	**64.4**	**+ 1.4**
John R. Beer	Lab	178	18.1	+ 7.0
Charles D. Stacey	Con	173	17.5	- 8.4

Wotton-Under-Edge
The Cotswolds

Linda J. Thomas	**LD**	**1,185**	**51.2**	**+ 9.9**
***Catherine L.D. Braun**	**Grn**	**1,090**	**47.1**	**+ 6.5**
Gareth Kitchen	**Grn**	**743**	**32.1**	
Mark D. Walter	LD	740	32.0	
Graham S. Smith	Con	558	24.1	- 6.2
Lisa Car	LD	541	23.4	
Eleanor M.C. Meehan	Grn	431	18.6	
Steven R. Mackay	Lab	354	15.3	
Rachel K. Curley	Lab	343	14.8	
John Bloxsom	Lab	332	14.4	
Andrew L. Reynolds	Con	316	13.7	- 4.6
Allan R. Nolan	Con	304	13.1	- 4.1

Summary of results: Stroud

	Year	Elec	%Poll	Con	Lab	LD	Grn	Ind	Others
Amberley and Woodchester	2024	1,752	50.5	21.7	30.4		47.9		
	2021	1,791	58.6	48.4	51.6				
Berkeley Vale	2024	5,970	36.3	44.7	35.8	9.4	10.2		
	2021	5,875	42.2	48.5	21.7	13.7	16.1		
Bisley	2024	1,780	49.6	23.8	9.1	5.0	62.1		
	2021	1,811	57.2	46.4			53.6		
Cainscross	2024	5,848	35.4	14.3	44.4		28.3	9.4	3.6
	2021	5,865	38.5	27.4	33.0		17.6	17.5	4.6
Cam East	2024	3,647	40.6	34.1	44.0	8.0	13.9		
	2021	3,698	45.3	52.7	28.1	19.2			
Cam West	2024	3,803	33.5	27.9	45.5	8.3	18.4		
	2021	3,273	41.4	44.9	41.7	12.1			1.3
Chalford	2024	5,223	47.6	22.3	24.9		52.8		
	2021	5,273	53.0	27.6	31.0		41.4		
Coaley and Uley	2024	1,967	50.7	26.3	14.5		59.2		
	2021	2,014	55.1	44.9			55.1		
Dursley	2024	5,689	37.4	23.3	38.9	6.6	29.3		1.9
	2021	5,663	41.1	37.5	43.9		18.6		
Hardwicke	2024	6,967	27.6	41.4	23.7	12.7	22.1		
	2021	6,204	34.6	48.9	25.8		25.3		
Kingswood	2024	1,842	45.8	9.4	3.8	82.0	4.8		
	2021	1,810	48.6	32.5	8.6	58.9			
Minchinhampton	2024	3,694	47.1	14.7	12.5	12.5	60.3		
	2021	3,742	54.2	30.4	18.9		50.7		
Nailsworth	2024	5,276	45.7	11.4	52.5	3.8	32.3		
	2021	5,340	49.5	17.8	36.1	8.4	37.7		
Painswick and Upton	2024	6,004	43.1	29.7	9.6	8.4	52.3		
	2021	6,098	50.1	40.8	24.3		34.9		
Randwick, Whiteshill & Ruscombe	2024	1,737	48.0	13.4	7.9	4.7	74.0		
	2021	1,779	55.9	28.1			71.9		
Rodborough	2024	3,535	49.4	10.8	33.7		30.2	25.2	
	2021	3,581	50.2	24.5	45.5		30.0		
Severn	2024	5,638	33.9	26.5	35.9	17.9	19.7		
	2021	4,663	42.2	39.8	23.7	16.9	19.6		
Stonehouse	2024	5,835	32.0	17.9	32.5	5.6	28.7	13.4	
	2021	5,990	37.0	32.3	36.6	4.9	21.2		4.9
Stroud Central	2024	1,822	44.7	8.7	50.7		40.5		
	2021	1,789	36.6	22.3	36.5		41.2		
Stroud Farmhill and Paganhill	2024	1,889	42.6	13.1	48.4		38.5		
	2021	1,919	47.3	43.4	40.6		16.0		
Stroud Slade	2024	1,801	40.3	5.3	31.9		53.8	9.0	
	2021	1,819	44.3	14.6	43.0		40.6		1.7
Stroud Trinity	2024	1,636	49.8	6.5	24.1	3.6	60.2		5.7
	2021	1,680	55.4	16.5	31.7		51.9		
Stroud Uplands	2024	1,645	39.9	15.4	38.0	18.2	28.4		
	2021	1,676	45.3	22.4	43.8	3.7	29.3		0.8
Stroud Valley	2024	1,733	52.3	5.4	32.5		62.0		
	2021	1,749	54.9	13.5	40.9		45.6		
The Stanleys	2024	3,749	42.9	25.5	18.5	3.3	52.8		
	2021	3,807	49.5	36.1	24.4		39.6		
Thrupp	2024	1,929	51.5	17.5	18.1		64.4		
	2021	1,989	57.2	25.9	11.1		63.0		
Wotton-Under-Edge	2024	5,542	43.9	17.5	11.1	37.2	34.2		
	2021	5,611	48.3	21.9		37.4	40.6		

Sunderland

3	10	18	53	4	12	0	0	0	0	0	0
▼3		▲7		▼3		◆		◆		▼1	

Labour retain control - majority: 31 seats

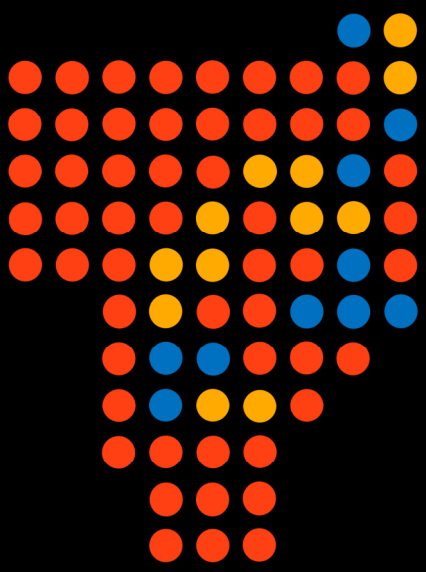

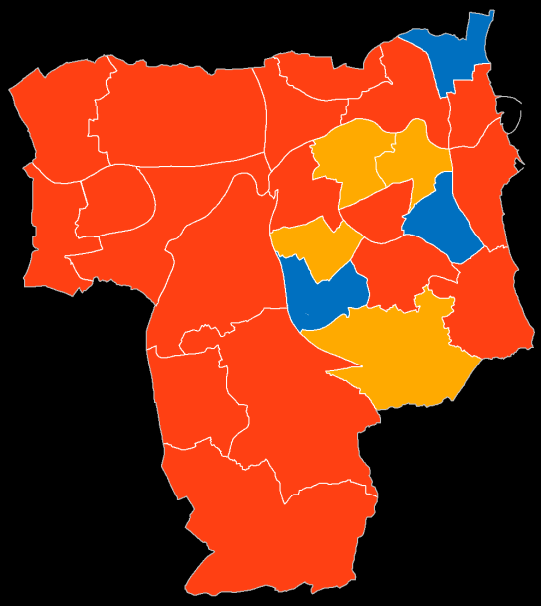

Electoral history of Sunderland

	seats	%votes	seats	%votes	seats	%votes	seats	%votes	Total	Majority
2024	10	18.2	53	45.6	12	15.1	0	21.0	25	31
2023	13	22.1	46	45.4	15	17.9	1	14.6	25	15
2022	18	30.0	42	44.7	14	15.3	1	10.1	25	9
2021	18	34.0	42	39.1	12	15.5	3	11.3	25	9
2019	12	19.1	51	32.8	8	13.0	4	35.1	25	27
2018	8	29.4	61	47.1	6	12.0	0	11.5	25	49
2016	6	22.1	67	54.0	1	7.0	1	17.0	25	59
2015	6	20.7	66	49.6	0	3.1	3	26.6	25	57
2014	8	19.4	63	46.3	0	3.7	4	30.5	25	51
2012	8	20.9	64	61.3	0	5.6	3	12.3	25	53
2011	14	25.8	56	59.7	1	5.3	4	8.8	25	37
2010	18	25.2	52	49.0	1	18.2	4	7.6	25	29
2008	22	32.0	48	39.6	1	11.6	4	16.8	25	21
2007	16	28.1	54	43.3	1	8.7	4	19.8	25	33
2006	13	28.4	59	40.5	2	15.7	1	15.4	25	43
2004	12	28.8	61	43.7	2	11.2	0	16.3	75	47
2003	9	22.3	63	52.5	2	8.7	1	16.5	25	51
2002	11	31.9	62	56.9	1	7.9	1	3.3	25	49
2000	10	37.3	62	54.3	2	7.1	1	1.3	25	49
1999	8	30.1	64	59.3	3	9.2	0	1.4	25	53
1998	4	27.9	68	60.2	2	10.4	1	1.5	25	61
1996	4	22.7	68	69.3	2	5.7	1	2.2	25	61
1995	4	17.6	68	74.3	2	5.6	1	2.5	25	61
1994	7	18.8	65	72.9	3	5.3	0	3.1	25	55
1992	8	33.9	64	59.5	3	5.5	0	1.1	25	53
1991	8	25.0	64	65.0	3	7.9	0	3.7	25	53
1990	8	18.2	64	74.3	3	5.4	0	2.1	25	53
1988	9	22.2	63	64.5	3	9.3	0	4.0	25	51
1987	10	22.9	61	58.2	4	17.3	0	1.7	25	47
1986	11	20.2	59	58.5	5	16.6	0	4.6	25	43
1984	13	21.2	53	58.3	7	17.3	2	3.2	25	31
1983	14	29.3	52	53.3	7	15.5	2	1.9	25	29
1982	15	28.6	49	41.4	8	23.3	3	6.7	75	23
1980	18	37.2	58	57.9	1	4.0	1	0.9	26	38
1979	24	36.1	53	55.3	0	3.9	1	4.6	26	28
1978	26	45.8	50	48.5	1	5.0	1	0.7	26	22
1976	26	40.2	49	44.8	2	13.9	1	1.1	26	20
1975	23	35.0	52	38.8	1	19.8	2	6.5	26	26
1973	21	32.6	56	44.1	0	12.9	1	10.4	78	34

Ward history of Sunderland

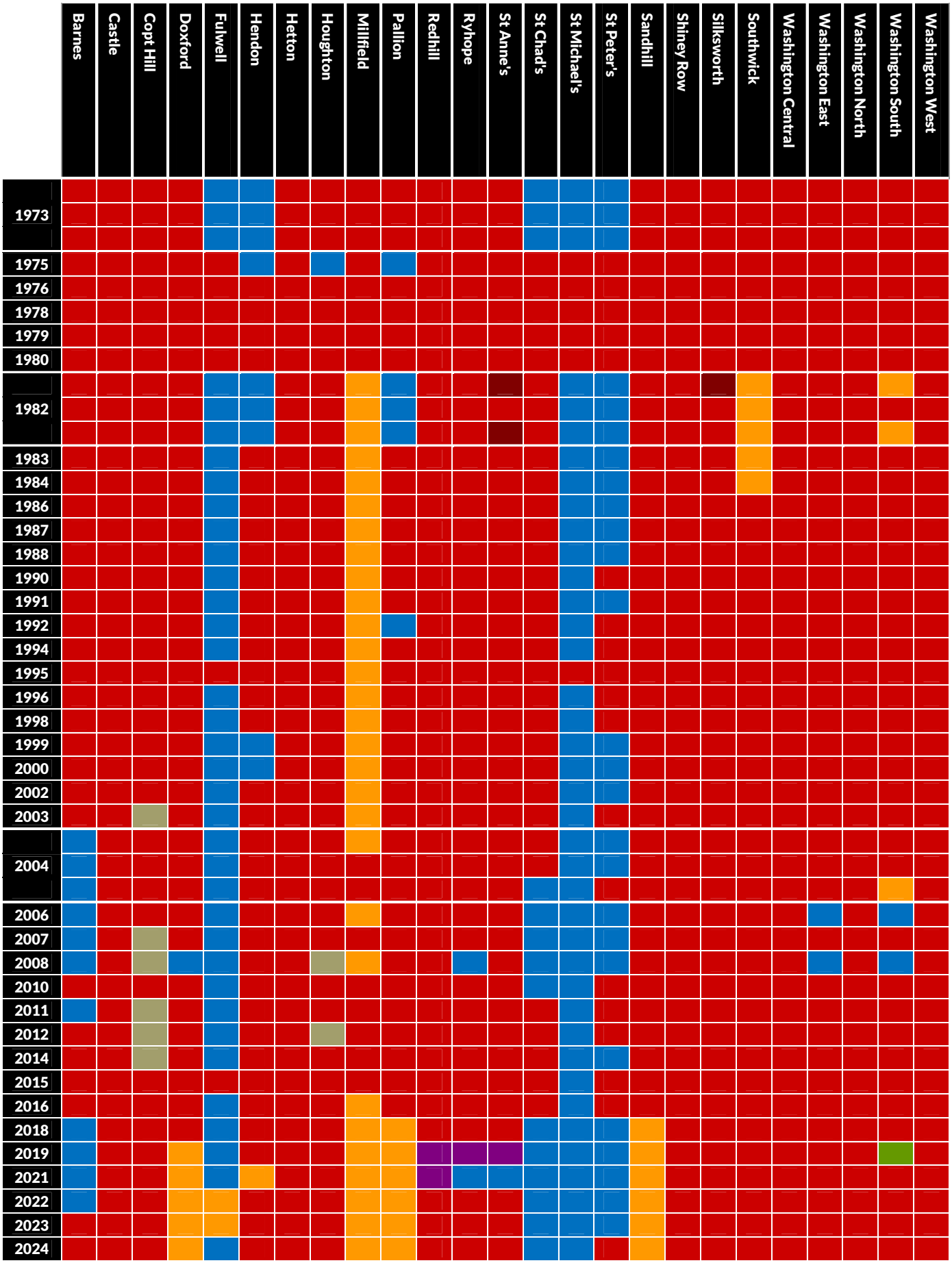

Barnes
Sunderland Central

GAIN

Fiona Tobin	**Lab**	**1,191**	**42.7**	**+ 1.7**
*Richard Dunn	Con	1,019	36.6	- 11.7
Alan D. Bilton	Ref	415	14.9	
Mark D. Tyers	Grn	162	5.8	+ 1.1

Castle
Washington and Gateshead South

***Denny Wilson**	**Lab**	**1,130**	**62.9**	**+ 4.8**
Keith Samme	Ref	346	19.3	
Christopher J. Rose	Con	160	8.9	- 18.4
Mia Coupland	LD	98	5.5	+ 0.3
Dawn M. Jackson	Grn	62	3.5	

Copt Hill
Houghton and Sunderland South

***Kevin Johnston**	**Lab**	**1,432**	**57.4**	**+14.5**
Michael J. Lorraine	Ref	395	15.8	
Benjamin Davies-Scott	Con	316	12.7	- 14.2
Andrew Robertson	Grn	245	9.8	+ 1.5
Nana Boddy	LD	105	4.2	- 4.6

Doxford
Houghton and Sunderland South

***Paul W.L. Gibson**	**LD**	**1,441**	**49.3**	**+ 0.6**
Liz Highmore	Lab	831	28.4	+ 2.7
Susan Lathan	Ref	359	12.3	
George E. Brown	Con	200	6.8	- 15.3
Martha R.M. Bradley	Grn	94	3.2	- 0.3

Fulwell
Sunderland Central

***Michael P. Hartnack**	**Con**	**1,379**	**36.0**	**- 6.4**
Miguel Smith	LD	1,234	32.2	- 4.3
Andy Stafford	Lab	791	20.6	+ 3.7
Lisa M. Hilton	Ref	303	7.9	
Kevin Lynch	Grn	127	3.3	- 0.9

Hendon
Sunderland Central

GAIN

Stephen L. Elms	**Lab**	**976**	**39.8**	**+ 5.0**
*Ciaran J. Morrissey	LD	948	38.7	- 3.5
Lynda J. Andrews	Ref	258	10.5	
Georgina D. Gould	Con	144	5.9	- 9.6
Helmut Izaks	Grn	125	5.1	+ 0.6

Hetton
Houghton and Sunderland South

***James Blackburn**	**Lab**	**1,153**	**46.6**	**+ 1.9**
David W. Geddis	Ind	721	29.2	+ 9.5
Stephen W. Holt	Ref	269	10.9	
Connor Sinclair	Con	145	5.9	- 13.5
Rachel L. Lowe	Grn	123	5.0	+ 2.1
Ian D. Ellis	LD	62	2.5	+ 0.3

Houghton
Houghton and Sunderland South

***John Price**	**Lab**	**1,692**	**61.4**	**+13.4**
Lynda Alexander	Ref	379	13.8	
Craig Morrison	Con	249	9.0	- 22.7
Donna S. Thomas	Ind	236	8.6	
Alyson Kordbarlag	Grn	106	3.8	- 2.7
Sharon Boddy	LD	93	3.4	- 0.1

Millfield
Sunderland Central

***Niall D. Hodson**	**LD**	**1,450**	**56.3**	**- 9.5**
Syed Ali	Lab	742	28.8	+ 5.2
Kathryn A. Brown	Ref	156	6.1	
Richard P. Bradley	Grn	118	4.6	+ 2.7
Hardipsinh Barad	Con	110	4.3	- 3.1

Pallion
Sunderland Central

Steven B. Donkin	**LD**	**1,147**	**48.2**	**- 11.2**
Karen Noble	Lab	869	36.5	+13.7
Raymond Lathan	Ref	255	10.7	
Gwennyth Gibson	Con	73	3.1	- 13.8
Dorothy Lynch	Grn	38	1.6	- 2.2

Redhill
Washington and Gateshead South

***Alison Smith**	**Lab**	**931**	**51.9**	**+ 1.3**
Chris Eynon	Ref	579	32.3	
Susan E. Leishman	Con	156	8.7	- 22.2
Steven J, Dale	LD	128	7.1	

Ryhope
Sunderland Central

GAIN

Helen Glancy	**Lab**	**1,356**	**53.7**	**+10.9**
Tony N. Thompson	Ref	656	26.0	
Kevin Leonard	Con	345	13.7	- 35.4
Janice S. Ellis	LD	167	6.6	

St Anne's
Houghton and Sunderland South

GAIN

Lynne S. Dagg	**Lab**	**869**	**45.0**	**+ 3.1**
*Greg Peacock	Con	429	22.2	- 19.8
Sam D. Woods-Brass	Ref	420	21.7	
Simon A. Hughes	Grn	119	6.2	
Audrey C. Smith	LD	96	5.0	- 2.3

St Chad's
Houghton and Sunderland South

***Chris Burnicle**	**Con**	**1,102**	**45.8**	**- 14.1**
Andrew J. Rowntree	Lab	833	34.6	+ 2.1
Sheila Samme	Ref	254	10.5	
Scott A. Burrows	Grn	113	4.7	
Anthony Usher	LD	106	4.4	- 3.2

St Michael's
Sunderland Central

***Lyall J. Reed**	**Con**	**1,525**	**45.7**	**-11.4**
Jo Cooper	Lab	1,201	36.0	+ 9.7
Neil Farrer	Ref	270	8.1	
John L. Appleton	Grn	242	7.2	- 6.1
Colin A. Wilson	LD	102	3.1	- 0.3

St Peter's
Sunderland Central

GAIN

David Newey	**Lab**	**1,167**	**38.3**	**+ 6.9**
Sam M. Johnston	Con	1,074	35.2	- 18.6
David Craig	Ref	411	13.5	
John A. Lennox	LD	255	8.4	+ 3.0
Liam Dufferwiel	Grn	143	4.7	- 1.7

Sandhill
Houghton and Sunderland South

***Paul Edgeworth**	**LD**	**1,318**	**60.5**	**+ 9.7**
Dennis Carroll	Lab	543	24.9	- 7.5
Brian Alexander	Ref	215	9.9	
Adam Alston	Con	60	2.8	- 9.9
Robert Welsh	Grn	42	1.9	

Shiney Row
Houghton and Sunderland South

***Katherine M.E. Mason-Gage**	**Lab**	**1,605**	**57.9**	**+ 8.2**
Robert Snowdon	Ref	466	16.8	
Christine M. Reed	Con	358	12.9	- 29.5
Thomas A. Mower	Grn	252	9.1	+ 2.3
Michael K. Peacock	LD	89	3.2	- 2.0

Silksworth
Houghton and Sunderland South

Sophie Clinton	**Lab**	**1,322**	**51.9**	**+ 9.3**
Rachel S. Featherstone	Grn	551	21.6	+14.8
Michael Ellis	Ref	380	14.9	
Owen Snaith	Con	243	9.5	- 31.3
Mauro A. Amatosi	LD	50	2.0	

Southwick
Sunderland Central

***Kelly Chequer**	**Lab**	**1,141**	**55.0**	**+ 4.2**
James Wilson	Ref	453	21.8	
Bryan W. Reynolds	Con	227	10.9	- 20.8
Christopher M. Crozier	Grn	139	6.7	+ 2.3
Michael Dagg	LD	115	5.5	- 0.3

Washington Central
Washington and Gateshead South

***Dianne E. Snowdon**	**Lab**	**1,673**	**62.9**	**+ 7.8**
Audrey Jaitay	Con	445	16.7	- 14.6
Aimee L. Trow	Ref	320	12.0	
Raymond J. Moore	Grn	133	5.0	- 2.2
Linda M. Wood	LD	90	3.4	

Washington East
Washington and Gateshead South

***Sean R. Laws**	**Lab**	**1,632**	**56.6**	**+ 8.7**
Hilary Johnson	Con	550	19.1	- 24.0
Ashton H. Muncaster	Ref	466	16.2	
Crispin M. Welby	LD	233	8.1	

Washington North
Washington and Gateshead South

***Michael L. Walker**	**Lab**	**1,389**	**64.0**	**+11.2**
Elizabeth Brown	Ref	478	22.0	
Svetlana Rakhimova	Con	179	8.3	- 23.4
Carlton L. West	LD	123	5.7	+ 0.5

Washington South
Washington and Gateshead South

Brandon M. Feeley	**Lab**	**1,555**	**51.7**	**+10.2**
Peter J. Noble	Con	890	29.6	+ 1.2
Paul Donaghy	Ref	382	12.7	
Michal Chantkowski	Grn	96	3.2	- 15.3
Sean Terry	LD	82	2.7	- 5.8

Washington West
Washington and Gateshead South

***Jimmy Warne**	**Lab**	**1,412**	**51.6**	**- 0.4**
Deborah A. Lorraine	Ref	492	18.0	
Sam Cosgrove	Con	395	14.4	- 18.2
Paul A. Leonard	Grn	225	8.2	- 0.4
Andrew P. Bex	LD	215	7.8	+ 3.2

Summary of results: Sunderland

	Year	Elec	%Poll	Con	Lab	LD	Grn	Ind	Other
Barnes	2024	8.277	36.3	36.6	42.7		5.8		14.9
	2023	8,238	38.4	35.8	40.3	7.9	6.7		9.4
	2022	8,242	41.9	47.6	38.6	7.7	6.2		
	2021	8,352	40.3	48.3	41.0	6.0	4.7		
Castle	2024	8,095	22.3	8.9	62.9	5.5	3.5		19.3
	2023	8,090	23.5	13.6	65.0	6.6	4.6		10.3
	2022	8,129	25.2	24.8	64.2		11.0		
	2021	8,196	26.3	27.3	58.1	5.2			9.4
Copt Hill	2024	9,127	27.5	12.7	57.4	4.2	9.8		15.8
	2023	9,069	27.6	14.5	50.8	3.3	4.9	22.5	3.9
	2022	8,991	24.3	17.6	44.5	2.8	7.3	27.8	
	2021	9,043	31.8	26.9	42.9	8.8	8.3		13.0
Doxford	2024	8,381	35.0	6.8	28.4	49.3	3.2		12.3
	2023	8,127	37.2	10.0	23.8	59.2	2.2		4.8
	2022	7,935	38.4	18.6	28.0	49.7	3.8		
	2021	7,921	39.5	22.1	25.7	48.7	3.5		
Fulwell	2024	8,885	43.3	36.0	20.6	32.2	3.3		7.9
	2023	8,921	43.9	27.4	19.0	49.7	2.9		1.1
	2022	8,878	47.3	29.9	15.5	52.4	2.2		
	2021	8,863	49.0	42.4	16.9	36.5	4.2		
Hendon	2024	8,975	27.5	5.9	39.8	38.7	5.1		10.5
	2023	8,547	23.6	5.2	43.6	43.0	3.9		4.3
	2022	8,156	29.3	11.8	45.7	38.2	4.4		
	2021	8,012	30.7	15.5	34.8	42.2	4.5		3.1
Hetton	2024	9,369	26.5	5.9	46.6	2.5	5.0	29.2	10.9
	2023	9,279	26.8	8.3	44.0	3.5	4.0	32.0	8.3
	2022	9,245	29.6	12.4	45.1	6.2		36.3	
	2021	9,234	30.9	19.4	44.7	2.2	2.9	19.7	11.1
Houghton	2024	10.577	26.2	9.0	61.4	3.4	3.8	8.6	13.8
	2023	10,373	26.2	13.4	60.1	4.7	4.2	9.9	7.6
	2022	10,120	29.3	23.1	56.1		5.7	15.1	
	2021	10,008	30.1	31.7	48.0	3.5	6.5		10.2

	Year	Elec	%Poll	Con	Lab	LD	Grn	Ind	Other
Millfield	2024	8,077	32.1	4.3	28.8	56.3	4.6		6.1
	2023	7,692	34.6	5.0	32.8	56.3	2.7		3.2
	2022	7,515	33.3	10.0	37.0	49.2	2.6		1.2
	2021	7,413	35.2	7.4	23.6	65.8	1.9		1.2
Pallion	2024	7,811	30.6	3.1	36.5	48.2	1.6		10.7
	2023	7,742	33.4	3.6	27.7	64.3	1.5		2.9
	2022	7,746	32.8	10.5	28.5	57.9	3.1		
	2021	7,733	31.6	16.9	19.8	59.4	3.8		
Redhill	2024	7,917	22.7	8.7	51.9	7.1			32.3
	2023	7,828	21.9	12.6	59.3	7.8	5.1		15.3
	2022	7,878	24.1	17.2	56.3	21.7	4.7		
	2021	7,965	25.1	30.9	50.6				18.4
Ryhope	2024	8,816	28.8	13.7	53.7	6.6			26.0
	2023	8,697	30.2	22.7	51.5	5.4	6.3		14.0
	2022	8,628	33.4	44.7	45.7		9.6		
	2021	8,604	33.7	49.1	42.8				8.1
St Anne's	2024	7,930	24.4	22.2	45.0	5.0	6.2		21.7
	2023	7,850	25.9	34.3	48.5	10.7	6.5		
	2022	7,800	28.0	38.6	48.8		12.6		
	2021	7,918	27.6	42.0	41.9	7.3			8.8
St Chad's	2024	7,309	33.1	45.8	34.6	4.4	4.7		10.5
	2023	7,272	35.6	50.2	34.4	4.3	4.8		6.3
	2022	7,324	36.8	54.1	36.3	5.4	4.2		
	2021	7,430	37.3	59.9	32.5	7.6			
St Michael's	2024	8,564	39.1	45.7	36.0	3.1	7.2		8.1
	2023	8,487	40.0	42.2	40.6	3.2	5.9		8.0
	2022	8,364	40.7	53.8	35.3	4.1	6.8		
	2021	8,440	41.0	57.1	26.3	3.4	13.3		
St Peter's	2024	8,006	38.2	35.2	38.3	8.4	4.7		13.5
	2023	7,924	39.3	43.4	37.3	8.2	6.2		4.9
	2022	7,896	40.2	49.5	33.7	8.8	7.9		
	2021	8,029	42.1	53.8	31.4	5.4	6.4		
Sandhill	2024	7,615	28.7	2.8	24.9	60.5	1.9		9.9
	2023	7,680	29.7	4.6	24.5	64.0	2.6		4.4
	2022	7,703	31.2	10.4	33.4	53.2	3.0		
	2021	7,804	32.4	12.7	32.4	50.8			4.1
Shiney Row	2024	9,545	29.1	12.9	57.9	3.2	9.1		16.8
	2023	9,435	29.7	21.2	53.8	4.9	11.1	2.7	0.3
	2022	9,558	31.6	29.4	55.2		11.5		4.0
	2021	9,623	33.5	32.4	49.7	5.2	6.8		6.0
Silksworth	2024	7,995	32.0	9.5	51.9	2.0	21.6		14.9
	2023	7,921	32.8	19.0	56.2	3.0	13.3		8.4
	2022	7,908	36.5	32.1	56.2		11.7		
	2021	7,979	33.2	40.8	42.6	5.2	6.8		4.7
Southwick	2024	8,225	25.4	10.9	55.0	5.5	6.7		21.8
	2023	7,964	26.3	17.2	60.2	4.0	6.5		12.0
	2022	7,879	28.3	28.2	59.2		12.7		
	2021	7,890	30.4	31.7	50.8	5.8	4.4		7.2
Washington Central	2024	8,338	32.1	16.7	62.9	3.4	5.0		12.0
	2023	8,312	32.7	18.6	66.6	3.6	5.3		5.8
	2022	8,339	34.1	31.2	59.4		9.4		
	2021	8,488	34.9	31.3	55.1	2.8	7.2		3.7
Washington East	2024	8,796	32.9	19.1	56.6	8.1			16.2
	2023	8,878	33.1	26.6	56.4	4.2	5.7		7.2
	2022	8,958	35.2	38.9	53.5		7.6		
	2021	9,080	36.1	43.1	47.9		5.9		3.0
Washington North	2024	7,993	27.3	8.3	64.0	5.7			22.0
	2023	7,943	26.9	12.9	68.2	5.1	6.1		7.6
	2022	7,932	27.8	25.1	61.3		13.6		
	2021	8,007	29.1	31.7	52.8	5.2	6.4		3.9
Washington South	2024	7,667	39.3	29.6	51.7	2.7	3.2		12.7
	2023	7,628	39.5	40.3	43.6	3.8	4.7		7.6
	2022	7,687	40.1	42.7	47.4	9.9			
	2021	7,781	37.8	28.4	41.5	8.5	18.5		3.1
Washington West	2024	8,621	32.0	14.4	51.6	7.8	8.2		18.0
	2023	8,584	31.5	21.1	56.8	8.2	8.4		5.4
	2022	8,689	32.4	31.4	58.6		10.0		
	2021	8,758	32.5	32.6	52.0	4.6	8.6		2.3

Swindon

5 ▼8	27	14 ▲8	3	0 ◆	1	0 ◆	0	0 ◆	0

Labour retain control - majority: 25 seats

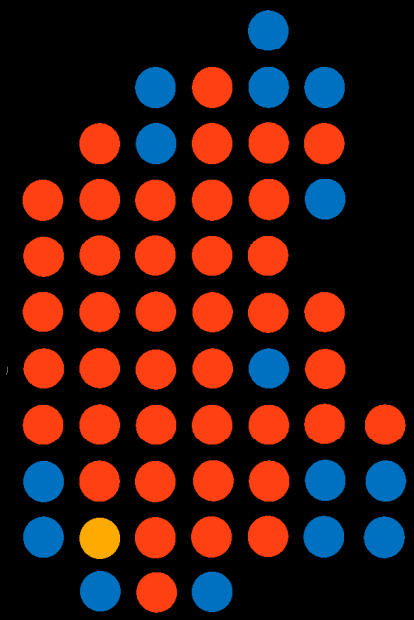

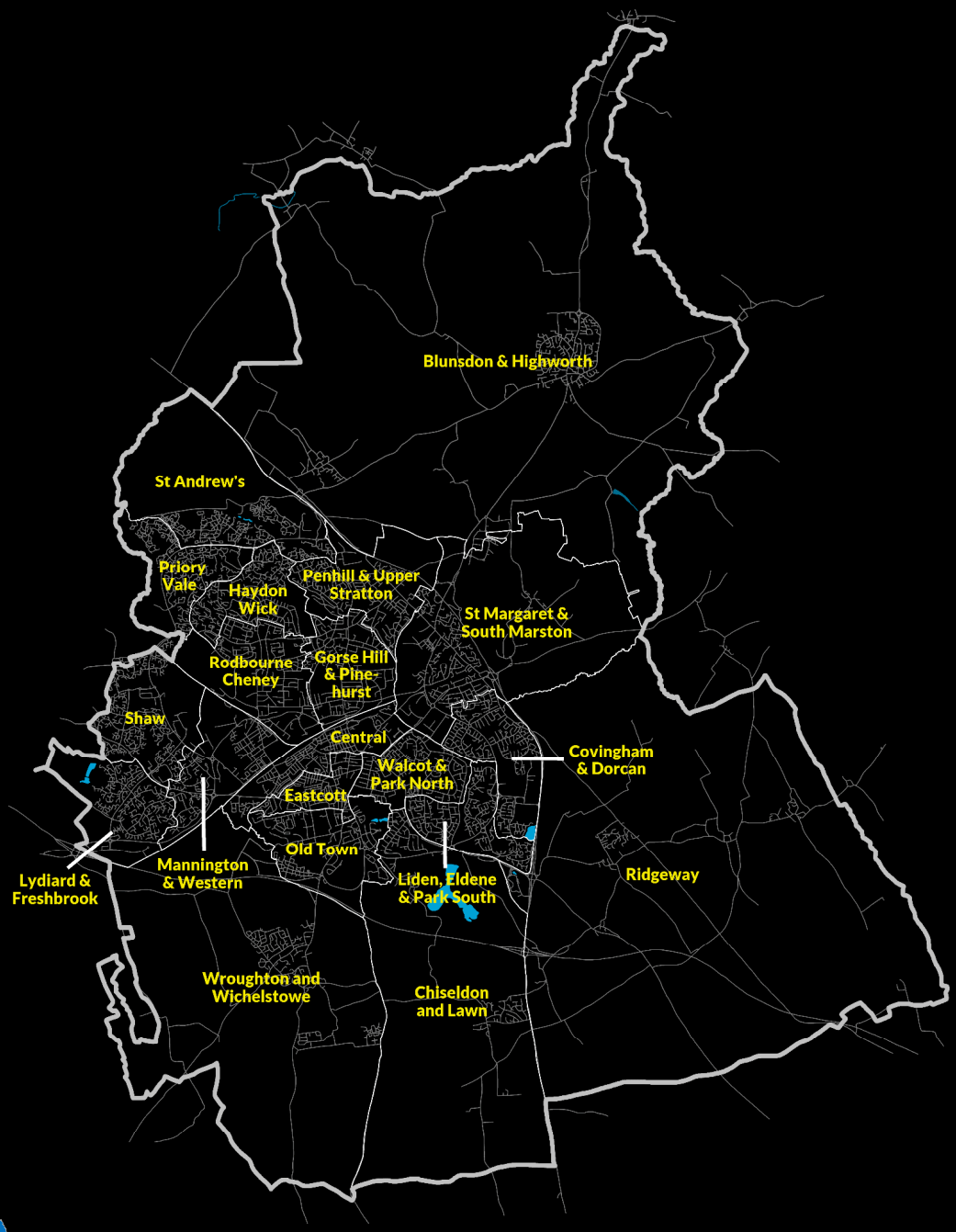

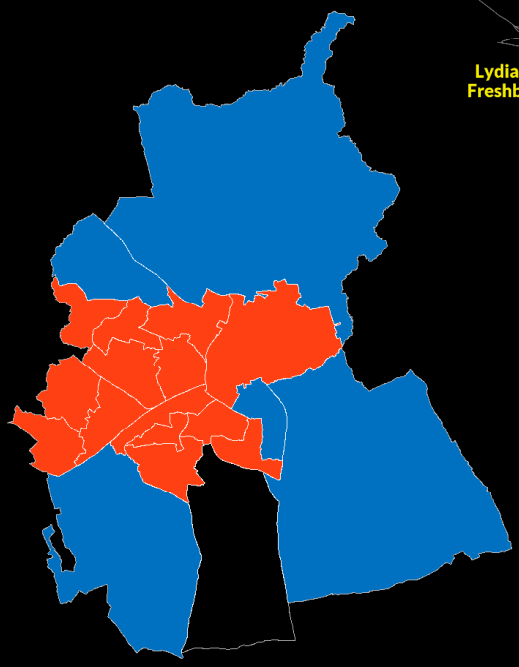

Electoral history of Swindon

	seats	%votes	seats	%votes	seats	%votes	seats	%votes	Total	Majority	
2024	15	34.0	41	50.0	1	8.7	0	7.4	19	25	●
2023	23	34.6	33	51.9	1	7.9	0	5.6	19	9	●
2022	33	42.7	24	46.0	0	6.6	0	4.6	19	9	●
2021	35	48.3	21	34.0	1	6.8	0	10.9	19	13	●
2019	30	39.4	25	39.4	2	6.5	0	14.7	19	3	●
2018	29	39.7	26	43.6	2	8.0	0	8.7	19	1	●
2016	30	37.9	25	40.2	2	7.6	0	14.3	19	3	●
2015	32	42.6	23	31.3	2	5.5	0	26.2	19	7	●
2014	30	32.3	23	32.2	2	8.5	0	26.9	19	3	●
2012	29	34.7	24	37.7	4	12.5	0	15.1	57	1	●
2011	38	41.4	17	38.8	4	10.1	0	9.7	20	17	●
2010	41	42.5	13	30.5	4	21.8	1	5.2	19	23	●
2008	42	54.4	12	24.5	3	15.3	2	5.8	20	25	●
2007	43	46.1	13	28.9	3	13.4	0	11.6	20	27	●
2006	40	47.6	14	30.2	3	14.1	2	8.1	19	21	●
2004	32	45.1	20	27.8	7	20.3	0	6.8	20	5	●
2003	29	41.8	22	30.7	8	25.3	0	2.2	20		
2002	22	38.6	29	34.2	8	24.3	0	2.9	19		
2000	23	38.6	28	35.3	8	23.9	0	2.1	59		
1999	5	28.5	39	47.1	10	23.1	0	1.3	18	24	●
1998	5	32.3	40	45.0	9	20.4	0	2.3	18	27	●
1996	3	24.7	41	44.7	9	22.2	1	8.6	54	28	●
1995	8	19.2	37	56.8	8	20.0	1	2.4	18	20	●
1994	12	36.8	33	49.9	8	23.7	1	3.1	18	12	●
1992	14	41.8	33	40.3	6	14.2	1	3.7	18	12	●
1991	9	28.9	39	43.7	5	19.7	1	7.6	18	24	●
1990	10	24.5	39	57.3	4	8.5	1	9.7	18	24	●
1988	11	33.7	36	48.9	6	12.2	1	5.2	18	18	●
1987	12	31.1	35	39.4	6	27.4	1	2.6	18	16	●
1986	12	24.0	38	46.5	3	28.3	1	1.2	18	22	●
1984	15	32.6	31	47.4	2	19.6	1	0.4	17	13	●
1983	16	35.1	30	44.4	2	18.4	1	2.2	15	11	●
1982	14	28.6	32	44.0	2	26.0	1	1.5	16	15	●
1980	14	37.3	31	51.7	0	6.8	1	4.2	16	16	●
1979	19	40.1	26	44.8	0	13.4	1	1.6	15	6	●
1978	20	42.2	24	48.0	1	8.2	1	1.5	15	2	●
1976	22	45.3	21	40.2	1	10.0	2	4.5	46		
1973	18	36.2	26	44.4	0	11.2	2	8.3	46	6	●

Ward history of Swindon

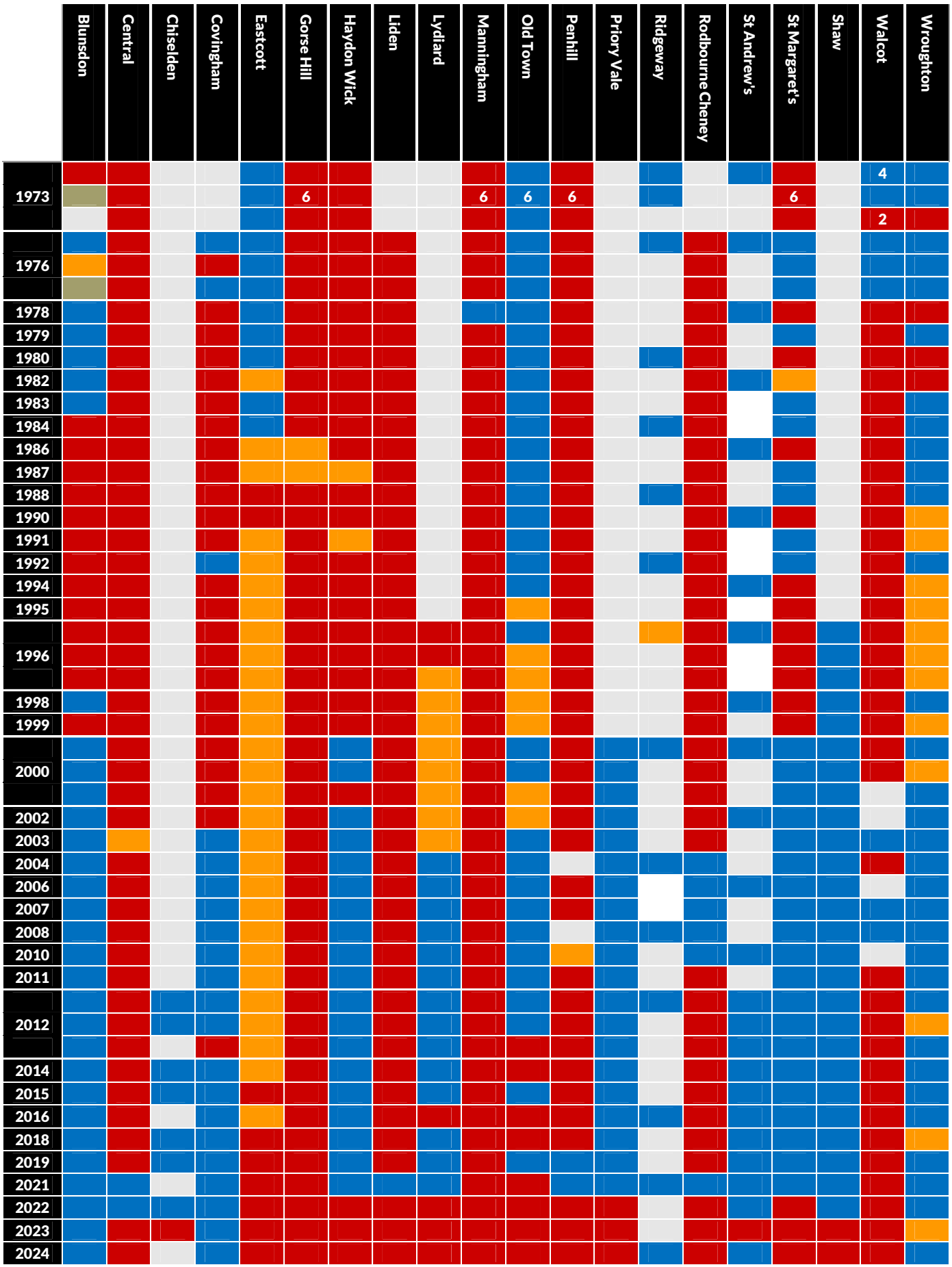

Blunsdon and Highworth
Swindon North

***Vijay K. Manro**	**Con**	**1,399**	**45.8**	**- 11.1**
Ian H. James	Lab	1,191	39.0	+15.2
Andrew D.Day	Grn	336	11.0	- 1.1
Hannah Pajak	LD	127	4.2	+ 0.4

Central
Swindon South

Domingos S. Dias	**Lab**	**2,117**	**53.0**	**+15.4**
*Laurenco S. Fernandes	Con	838	21.0	- 31.2
Vintur Fernandes		718	18.0	
Marek Sarnowski	LD	195	4.9	- 0.8
Mary Quate	TUSC	124	3.1	

Chiseldon and Lawn
East Wiltshire

No election in 2024

Covingham and Dorcan
Swindon South

***Barbara S. Parry**	**Con**	**1,469**	**48.5**	**- 20.0**
Rebecca Banwell-Moore	Lab	1,363	45.0	+21.3
Sheila A, Kerslake	LD	111	3.7	- 0.5
Scott V.A. Hunter	TUSC	86	2.8	

Eastcott
Swindon South

***Marina Strinkovsky**	**Lab**	**1,719**	**61.5**	**+22.5**
Toby Robson	LD	455	16.3	- 21.4
Srinvasu Anupindi	Con	388	13.9	- 6.3
Chris Noyce	Grn	233	8.3	

Gorse Hill and Pinehurst
Swindon North

Princia J. Fernandes	**Lab**	**1,652**	**62.3**	**+15.7**
Niyi Adekoya	Con	530	20.0	- 17.5
Andy Bentley	Grn	290	10.9	+ 1.3
Gerry Taylor	LD	133	5.0	+ 1.1
Helen Harris	TUSC	48	1.8	

Haydon Wick
Swindon North

Ray Ballman	**Lab**	**1,359**	**51.0**	**+28.9**
Bose Patrick-Okoh	Con	1,050	39.4	- 4.5
Geoffrey H. King	LD	257	9.6	

Liden, Eldene and Park South
Swindon South

Marianne Le Coyte-Grinney	**Lab**	**1,308**	**53.6**	**+13.4**
Roy Stephen	Con	662	27.1	- 23.5
Bob Wheeler	Ref	284	11.6	
Malcolm Salmon	LD	187	7.7	+ 2.7

Lydiard and Freshbrook
Swindon South

Leon P. Grother	**Lab**	**1,312**	**52.1**	**+20.0**
Caryl Sydney-Smith	Con	898	35.6	- 16.6
Christopher Shepherd	LD	208	8.3	+ 2.9
Robert Pettefar	TUSC	102	4.0	

Mannington and Western
Swindon South

Kevin D. Small	**Lab**	**1,368**	**67.5**	**+22.0**
Nandini Singh	Con	464	22.4	- 18.0
Fraser G. McCormick	LD	204	10.1	+ 6.8

Old Town
Swindon South

***Jane E. Milner-Barry**	**Lab**	**1,873**	**71.6**	**+20.2**
Bazil S. Solomon	Con	586	22.4	- 12.1
Martin G. Wiltshire	LD	157	6.0	+ 0.4

Penhill and Upper Stratton
Swindon North

Thomas J. Smith	**Lab**	**1,106**	**49.6**	**+ 8.7**
David-Oladapo Ibitoye	Con	878	39.4	- 6.3
Michelle A. Horrobin	LD	244	11.0	+ 6.9

Priory Vale
Swindon North

Ian Edwards	**Lab**	**1,156**	**46.1**	**+13.2**
Vinay Manro	Con	1,076	43.0	- 11.2
Pete Best	Grn	172	6.9	- 0.9
Deborah A. King	LD	101	4.0	

Ridgeway
East Wiltshire

***Gary Sumner**	**Con**	**574**	**55.4**	**- 17.5**
Liz Mearns	LD	246	23.7	+ 9.2
Stephen R. Allsop	Lab	216	20.8	+10.3

Rodbourne Cheney
Swindon North

Ana R. Fernandes	**Lab**	**1,420**	**53.8**	**+13.5**
*Srisudha Nukana	Con	870	33.0	- 13.0
Rod Hebden	Grn	231	8.8	+ 1.5
Ciaran Skinner	LD	118	4.5	+ 1.6

St Andrew's
Swindon North

***Daniel C. Adams**	**Con**	**1,642**	**45.2**	**- 10.6**
Josh Wood	Lab	1,490	41.0	+15.9
Howard J. March	Grn	311	8.6	- 6.3
Dawn E. Pajak	LD	191	5.3	

St Margaret and South Marston
Swindon North

Simon J. Shelley	**Lab**	**1,231**	**43.6**	**+ 9.0**
Eleanor E. Wills	Con	1,199	42.5	- 14.3
Ella C. March	Grn	210	7.4	+ 1.8
Lynda M. Comber	LD	183	6.5	

Shaw
Swindon South

Rose M. Llewellyn	**Lab**	**1,405**	**50.5**	**+21.9**
*Keith R. Williams	Con	1,131	40.6	- 15.8
Zoe C. McCormick	LD	248	8.9	

Walcot and Park North
Swindon South

***Mohammed J. Miah**	**Lab**	**1,539**	**64.6**	**+ 8.5**
Dave Bell	Con	496	20.8	- 10.2
Michael J. Dickinson	LD	187	7.9	- 0.2
Ian C. Lodwick	Grn	160	6.7	

Wroughton and Wichelstowe
East Wiltshire

Matty Courtliff	**Con**	**1,026**	**38.5**	**- 12.2**
Martin Barrett	LD	816	30.6	+ 2.5
Saleh Ahmed	Lab	417	15.7	+ 7.3
Simon J. Fairbourn	Grn	405	15.2	+ 4.0

Wroughton and Wichelstowe by-election

Gayle E. Cook	**Con**	**884**	**47.6**
Stan Pajak	LD	643	34.6
Abdul Hamid	Lab	332	17.9

Summary of results: Swindon

	Year	Elec	%Poll	Con	Lab	LD	Grn	Ind	Other
Blunsdon and Highworth	2024	9,187	33.6	45.8	39.0	4.2	11.0		
	2023	9,019	37.4	45.2	35.0	7.2	12.5		
	2022	8,908	36.1	53.7	32.0		14.3		
	2021	9,017	40.9	56.9	23.8	3.8	12.1	3.5	
Central	2024	10,158	39.6	21.0	53.0	4.9		18.0	3.1
	2023	10,249	47.0	32.9	61.8	3.7		1.5	
	2022	9,937	40.9	49.1	45.0	5.8			
	2021	9,757	44.4	52.2	37.6	5.7		4.5	
Chiseldon and Lawn	2023	6,035	37.3	44.6	34.7	20.7			
	2022								
Covingham and Dorcan	2022	8,254	36.9	48.5	45.0	3.7			2.8
	2021	8,281	34.2	46.2	40.2	6.3	5.8		1.5
	2024	8,300	36.5	61.2	29.7	6.6			2.6
	2023	8,293	40.0	68.5	23.7	4.2		3.7	
Eastcott	2022	7,973	35.5	13.9	61.5	16.3	8.3		
	2021	7,989	40.4	13.0	60.0	22.3	4.6		
	2024	7,941	42.3	17.6	48.3	34.1			
	2023	7,849	43.2	20.2	39.0	37.7		3.0	
Gorse Hill and Pinehurst	2022	9,285	28.9	20.0	62.3	5.0	10.9		1.8
	2021	9,211	30.9	33.2	56.5	3.0	7.2		
	2024	9,190	29.7	39.1	60.9				
	2023	9,244	33.3	37.5	46.6	3.9	9.6	2.4	
Haydon Wick	2022	8,726	31.0	39.4	51.0	9.6			
	2021	8,756	36.7	36.8	57.3	5.9			
	2024	8,861	29.9	48.5	51.5				
	2023	8,897	37.8	43.9	22.1		5.7	28.3	
Liden, Eldene and Park South	2022	8,030	30.5	27.1	53.6	7.7			11.6
	2021	8,028	33.7	36.3	58.6	5.1			
	2024	8,031	31.9	45.6	54.4				
	2023	8,032	36.6	50.6	40.2	5.0		4.2	
Lydiard and Freshbrook	2022	8,053	31.6	35.6	52.1	8.3			4.0
	2021	8,071	35.6	38.8	52.7	5.1			3.4
	2024	8,132	33.4	45.9	49.4				4.7
	2023	8,302	38.3	52.2	32.1	5.4	6.3	4.0	
Manningham and Western	2022	7,544	27.4	22.4	67.5	10.1			
	2021	7,495	31.1	27.5	65.1	7.4			
	2024	7,444	29.8	30.2	61.9	7.9			
	2023	7,515	35.0	40.4	45.5	3.3	6.3	2.7	1.8
Old Town	2022	8,136	35.1	22.4	71.6	6.0			
	2021	8,104	39.4	22.6	64.5	6.0	7.0		
	2024	7,955	41.0	26.7	62.5	4.7	6.1		
	2023	7,887	44.2	34.5	51.4	5.6	6.1	1.7	0.7
Penhill and Upper Stratton	2022	9,006	25.0	39.4	49.6	11.0			
	2021	9,104	30.1	38.3	53.2	8.5			
	2024	9,186	28.2	41.4	51.8	6.9			
	2023	9,213	30.5	45.7	40.9	4.1	5.6	3.7	
Priory Vale	2024	8,676	29.1	43.0	46.1	4.0	6.9		
	2023	8,657	33.1	42.1	47.6	4.2	6.1		
	2022	8,621	26.6	49.7	50.3				
	2021	8,687	31.4	54.2	32.9		7.8	5.1	
Ridgeway	2024	2,763	37.6	55.4	20.8	23.7			
	2021	2,674	51.7	72.9	10.5	14.5		2.2	

	Year	Elec	%Poll	Con	Lab	LD	Grn	Ind	Other
Rodbourne Cheney	2024	9,257	28.7	33.0	53.8	4.5	8.8		
	2023	9,177	29.9	28.0	60.5	4.6	7.0		
	2022	9,107	31.3	36.6	56.5		6.9		
	2021	9,111	33.7	46.0	40.3	2.9	7.3	3.5	
St Andrew's	2024	12,845	28.4	45.2	41.0	5.3	8.6		
	2023	12,741	29.8	34.6	40.4	3.1	22.0		
	2022	12,552	26.3	42.2	34.8		23.0		
	2021	12,251	30.6	55.8	25.1		14.9	4.1	
St Margaret and South Marston	2024	9,426	30.4	42.5	43.6	6.5	7.4		
	2023	9,232	36.2	39.0	49.8	4.5	6.8		
	2022	9,036	32.7	48.4	51.6				
	2021	8,948	39.2	56.8	34.6		5.6	3.0	
Shaw	2024	8,009	35.1	40.6	50.5	8.9			
	2023	7,984	39.2	42.2	49.2	8.6			
	2022	7,953	33.1	48.6	35.2		16.2		
	2021	8,047	38.1	56.4	28.6		11.7	3.3	
Walcot and Park North	2024	8,842	27.2	20.8	64.6	7.9	6.7		
	2023	8,902	32.6	29.8	58.2	5.5		6.4	
	2022	8,910	33.2	39.5	50.8	9.7			
	2021	8,833	32.8	31.0	56.1	8.1		4.8	
Wroughton and Wichelstowe	2024	6,950	34.9	38.5	15.7	30.6	15.2		
	2023	6,651	37.2	34.7	19.4	35.6	10.3		
	2022	6,553	38.2	45.5	15.3	29.5	9.6		
	2021	6,397	46.5	50.7	8.4	28.1	11.2	1.5	

Tameside

3	7	14	48	0	0	0	0	2	2
▲1		▼3		◆		◆		▲2	

Labour retain control - majority: 39 seats

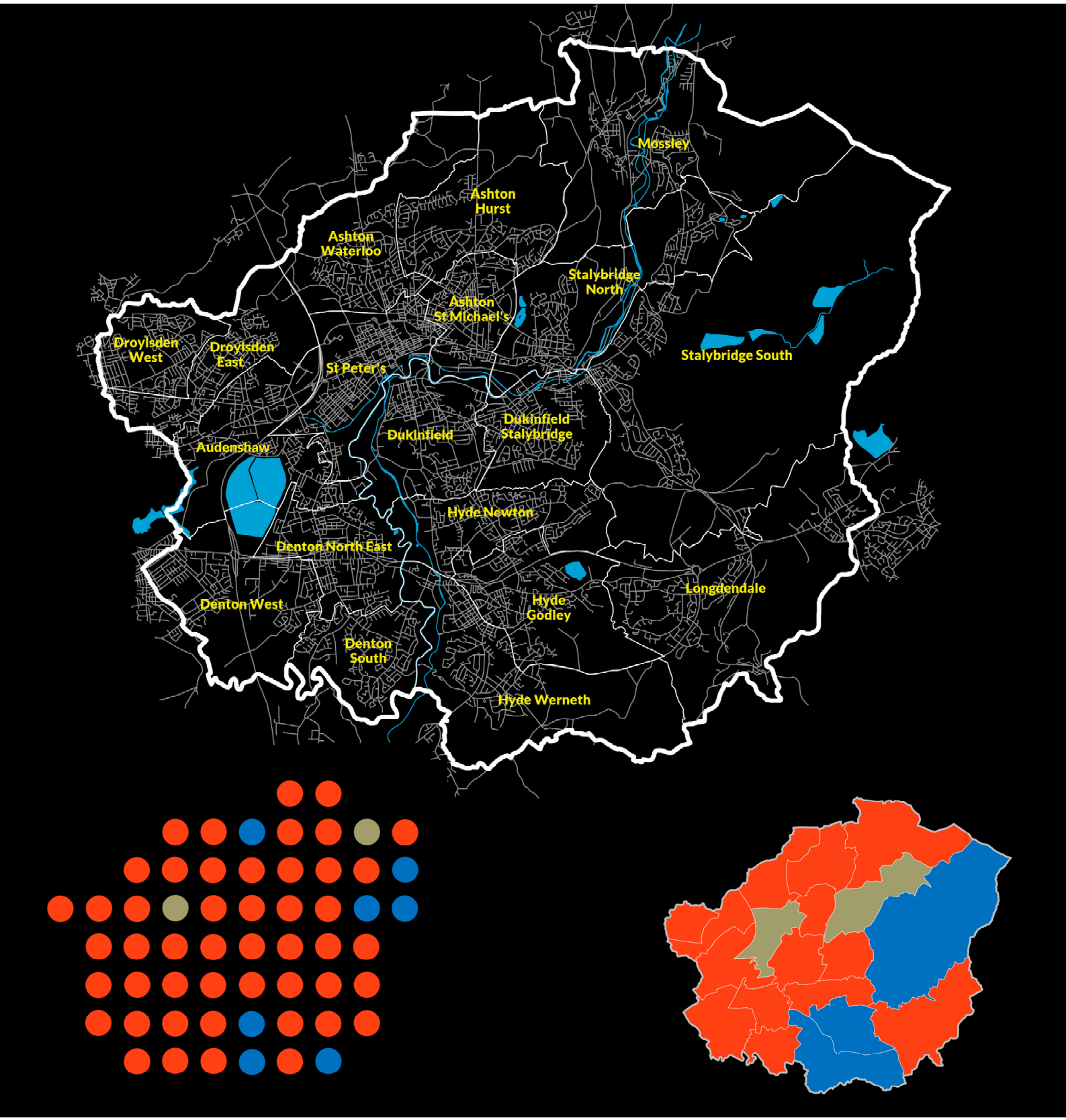

Electoral history of Tameside

	seats	%votes	seats	%votes	seats	%votes	seats	%votes	Total	Majority
2024	7	20.3	48	52.8	0	1.5	2	25.5	19	39
2023	6	27.9	51	48.9	0	2.0	0	21.2	57	45
2022	8	36.3	48	54.6	0	0.0	1	9.1	19	39
2021	6	35.7	50	50.8	0	1.0	1	12.5	19	43
2019	5	25.1	51	46.4	0	1.6	1	26.9	19	45
2018	6	30.3	51	53.8	0	1.4	0	14.5	19	45
2016	6	21.0	51	52.4	0	0.2	0	26.4	19	45
2015	5	21.5	52	49.9	0	0.2	0	28.4	19	47
2014	6	24.3	51	46.2	0	1.8	0	27.8	19	45
2012	5	20.5	52	57.9	0	0.0	0	21.7	19	47
2011	8	25.2	48	56.6	0	0.0	1	18.1	19	39
2010	9	30.0	46	49.1	0	1.6	2	19.3	19	35
2008	10	36.5	44	41.6	0	3.5	3	18.4	19	31
2007	8	28.9	45	48.8	1	5.3	0	17.0	19	36
2006	8	30.6	44	47.0	2	5.0	3	17.5	19	31
2004	7	27.4	45	40.2	3	11.0	2	21.4	57	32
2003	6	29.7	47	47.8	2	12.2	2	10.2	19	37
2002	6	23.9	46	53.0	2	13.3	3	9.8	19	35
2000	6	29.5	47	49.8	2	16.4	2	4.3	19	36
1999	4	20.7	48	52.8	2	13.5	3	13.0	19	39
1998	2	20.6	49	57.8	2	16.2	4	5.5	19	41
1996	0	18.3	54	61.2	1	13.8	2	6.6	19	51
1995	5	21.5	50	65.8	0	8.9	2	3.8	19	43
1994	8	24.4	48	57.1	0	13.4	1	5.1	19	39
1992	7	34.8	48	48.8	0	7.2	2	9.3	19	39
1991	4	33.4	53	57.6	0	5.7	0	3.7	19	49
1990	6	26.6	49	71.0	2	2.1	0	0.3	19	41
1988	8	34.7	45	58.5	4	6.7	0	0.2	19	33
1987	8	35.1	45	51.0	4	13.5	0	0.3	19	33
1986	7	29.5	47	59.1	3	11.2	0	0.1	19	37
1984	9	33.6	45	58.6	3	7.1	0	0.7	19	33
1983	10	32.7	44	51.9	3	14.2	0	1.2	19	31
1982	10	33.0	45	48.4	2	17.0	0	1.6	19	33
1980	10	37.9	46	54.9	1	6.4	0	0.7	19	35
1979	18	44.1	36	53.1	0	2.8	0	0.0	18	18
1978	28	44.4	26	51.4	0	1.7	0	2.5	18	2
1976	29	50.0	22	42.8	2	5.2	1	2.0	18	4
1975	24	51.2	28	39.8	2	7.1	0	1.9	18	2
1973	14	36.8	38	48.7	2	12.2	0	2.3	54	22

Ward history of Tameside



Ward boundaries in Tameside were changed in 2023 resulting in all-out elections that year. As a result, vote share changes are with 2023, not 2021, for this council

Ashton Hurst
Ashton-under-Lyne

***Mohammed S. Karim**	**Lab**	**1,171**	**43.7**	**+ 3.0**
Roy T. Miller	Con	979	36.5	- 3.1
Hilary V. Jones	Grn	531	19.8	+ 0.1

Ashton St Michael's
Ashton-under-Lyne

***Jean Drennan**	**Lab**	**1,141**	**43.7**	**- 4.0**
Aaisha Ajmal	Ind	852	32.6	
Kevin Berry	Con	416	15.9	- 5.3
John Bartley	LD	203	7.3	- 6.9

Ashton Waterloo
Ashton-under-Lyne

***Sangita Patel**	**Lab**	**1,390**	**52.4**	**+ 1.7**
Lee A. Huntbach	Grn	1,261	47.6	+14.4

Audenshaw
Ashton-under-Lyne

***Teresa A. Smith**	**Lab**	**1,640**	**59.7**	**+11.3**
Glenn C. Piper	Grn	1,109	40.3	+24.2

Denton North East
8% Ashton-under-Lyne, 92% Gorton and Denton

***Vincent Ricci**	**Lab**	**1,403**	**67.4**	**+13.1**
John Bradley	Grn	678	32.6	+14.1

Denton South
Gorton and Denton

***Jack J. Naylot**	**Lab**	**1,619**	**68.2**	**+14.6**
Hayley Woodcock	Con	479	20.2	- 4.0
Chris Parr	Grn	276	11.6	- 1.7

Denton West
Gorton and Denton

***Mike Smith**	**Lab**	**1,943**	**67.4**	**+ 6.7**
Clive Patrick	Con	532	18.5	- 2.7
Keith Whitehead	Grn	407	14.1	- 4.0

Droylsden East
Ashton-under-Lyne

***Laura M. Boyle**	**Lab**	**1,352**	**58.4**	**+13.9**
Melissa Mooney	Con	433	18.7	- 4.1
Lorraine A, Whitehead	Grn	290	12.5	- 6.3
Rowan E. Fitton	LD	242	10.4	- 4.5

Droylsden West
Ashton-under-Lyne

***Barrie Holland**	**Lab**	**1,428**	**61.8**	**+10.7**
David Dawson	Con	444	19.2	- 6.0
Luke N. Robinson	Grn	440	19.0	- 4.7

Dukinfield
Ashton-under-Lyne

***Naila Sharif**	**Lab**	**1,341**	**63.2**	**+12.1**
Zebedee J. Powell	Grn	780	36.8	+11.6

Dukinfield-Stalybridge
Stalybridge and Hyde

***Eleanor Wills**	**Lab**	**1,205**	**47.8**	**- 1.1**
Malcolm Smith	Con	835	33.1	- 1.0
Ben Hart	Grn	483	19.1	+ 2.1

Hyde Godley
Stalybridge and Hyde

***Andrea A. Colbourne**	**Con**	**1,242**	**44.2**	**- 5.2**
Francesca Coates	Lab	1,069	38.1	+ 1.0
Emma Powell	Grn	497	17.7	+ 4.2

Hyde Newton
Stalybridge and Hyde

***Hugh W. Roderick**	**Lab**	**1,146**	**52.6**	**+ 6.1**
Andrew Moss	Con	476	21.9	+ 0.5
Peter S, Ball-Foster	LD	284	13.0	- 3.3
Audel Shirin	WP	272	12.5	

Hyde Werneth
GAIN
Stalybridge and Hyde

Christopher Halligan	**Con**	**1,292**	**38.1**	**- 5.3**
*Jim Fitzpatrick	Lab	1,167	34.5	- 8.9
Alex Cooper	Grn	608	18.0	+ 4.4
Phil Fitzpatrick	Ind	320	9.4	

Longdendale
Stalybridge and Hyde

***Jacqueline C. Owen**	**Lab**	**1,538**	**60.2**	
Kieron Wild	Con	588	23.0	
Trevor Clarke	Grn	429	16.8	

Mossley
Stalybridge and Hyde

***Stephen A. Homer**	**Lab**	**1,713**	**62.9**	**+10.7**
Callum Percival	Con	530	19.5	- 3.0
Sarah J. Whiteley	Grn	479	17.6	- 7.7

St Peter's
GAIN
Ashton-under-Lyne

Kaleel Khan	**Ind**	**1,596**	**56.1**	
*David McNally	Lab	1,248	43.9	- 2.6

Stalybridge North
GAIN
Stalybridge and Hyde

Steven Barton	**Ind**	**1,170**	**44.7**	**+14.8**
*Jan Jackson	Lab	1,054	40.2	+ 4.6
Elisabeth Tilbrook	Con	396	15.1	- 5.4

Stalybridge South
Stalybridge and Hyde

***David Tilbrook**	**Con**	**1,357**	**48.4**	**- 1.6**
Stuart J. McKenzie	Lab	1,054	37.6	+ 2.9
AmandaJ.Hickling	Grn	391	14.0	- 1.5

Summary of results: Tameside

	Year	Elec	%Poll	Con	Lab	LD	Grn	Ind	Other
Ashton Hurst	2024	8,608	31.3	36.5	43.7		19.8		
	2023	8,521	30.9	39.6	40.7		19.7		
	2022	8,595	32.8	50.5	49.5				
	2021	8,677	37.0	47.0	42.2	3.1	7.7		
Ashton St Michael's	2024	9,158	28.9	15.9	43.7	7.8		32.6	
	2023	9,106	24.1	21.2	47.7	14.2	16.9		
	2022	8,839	23.7	27.1	59.9		13.0		
	2021	8,867	28.5	27.7	56.4		15.9		
Ashton Waterloo	2024	9,209	29.7		52.4		47.6		
	2023	9,110	28.5	16.1	50.7		33.2		
	2022	8,518	30.3	14.9	50.2		35.0		
	2021	8,621	32.5	22.9	47.3		29.8		

	Year	Elec	%Poll	Con	Lab	LD	Grn	Ind	Other
Audenshaw	2024	9,699	29.7		59.7		40.3		
	2023	9,428	29.3	35.5	48.4		16.1		
	2022	9,419	31.1	40.4	52.1		7.6		
	2021	9,487	34.2	44.4	46.9		8.7		
Denton North East	2024	8,623	25.1		67.4		32.6		
	2023	8,487	24.2	27.2	54.3		18.5		
	2022	8,328	25.7	31.0	56.7		7.6		4.7
	2021	8,467	30.2	33.0	58.5		8.5		
Denton South	2024	8,646	27.9	20.2	68.2		11.6		
	2023	8,605	27.7	24.2	53.6		13.3		8.9
	2022	8,038	28.4	35.1	64.9				
	2021	8,252	32.1	26.2	64.8		5.3		3.7
Denton West	2024	9,057	32.4	18.5	67.4		14.1		
	2023	9,087	29.9	21.2	60.7		18.1		
	2022	9,105	30.0	26.0	65.9		8.1		
	2021	9,147	35.6	30.2	62.7		7.2		
Droylsden East	2024	8,622	27.4	18.7	58.4	10.4	12.5		
	2023	8,496	24.6	22.8	44.5	14.9	18.8		
	2022	8,946	25.7	30.8	57.1		12.1		
	2021	9,009	30.6	33.8	55.6		10.6		
Droylsden West	2024	8,574	27.6	19.2	61.8		19.0		
	2023	8,651	24.3	22.7	51.2		23.1		
	2022	8,660	25.1	31.0	69.0				
	2021	8,765	29.7	24.4	57.5		12.3		5.8
Dukinfield	2024	9,136	24.3		63.2		36.8		
	2023	9,137	22.7	25.2	51.1		23.7		
	2022	9,278	23.5	27.6	58.0		14.4		
	2021	9,312	26.9	34.1	53.5		12.4		
Dukinfield Stalybridge	2024	8,810	29.2	33.1	47.8		19.1		
	2023	8,808	29.8	34.1	48.9		17.0		
	2022	8,702	31.4	42.7	46.3		11.0		
	2021	8,641	33.6	44.8	45.3		9.9		
Hyde Godley	2024	8,656	32.8	44.2	38.1		17.7		
	2023	8,492	30.8	37.1	49.4		13.5		
	2022	9,404	29.6	51.5	48.5				1.5
	2021	9,293	32.2	43.7	45.4	2.2	7.2		
Hyde Newton	2024	9,050	24.3	21.9	52.6	13.0			12.5
	2023	8,993	22.3	21.4	46.5	16.3	15.8		
	2022	10,948	24.7	41.1	58.9				
	2021	10,910	28.0	33.7	51.6	6.0	8.7		
Hyde Werneth	2024	9,364	36.4	38.1	34.5		18.0		
	2023	9,293	38.1	43.0	43.4		13.6		
	2022	8,959	38.7	52.9	39.2		7.9		
	2021	8,939	42.2	50.7	39.9	3.1	6.3		
Longdendale	2024	9,702	26.7	23.0	60.2		16.8		
	2023	9,530	24.5	22.5	52.2		25.3		
	2022	7,791	27.3	34.3	65.7				
	2021	7,763	33.3	29.1	53.0	2.7	15.2		
Mossley	2024	8,698	31.8	19.5	62.9		17.6		
	2023	8,700	30.1	15.6	35.4		18.7	18.7	12.1
	2022	8,804	30.7	27.3	54.8		12.8		5.0
	2021	8,721	35.9	30.9	53.9		15.2		
St Peter's	2024	9,260	31.6		56.1			43.9	
	2023	9,081	25.7	19.6	46.5		14.0	19.9	
	2022	9,700	24.3	15.7	72.5		11.8		
	2021	9,626	29.1	17.2	69.0		9.9		4.0
Stalybridge North	2024	9,238	28.6	15.1	40.2			44.7	
	2023	9,285	26.9	20.5	35.4		14.2	29.9	
	2022	9,214	26.4	40.5	46.8		12.7		
	2021	9,253	31.0	32.3	40.9		7.6		19.2
Stalybridge South	2024	9,054	31.2	48.4	37.6		14.0		
	2023	9,102	30.1	50.0	34.7		15.5		
	2022	8,481	30.8	52.9	36.6		10.5		
	2021	8,560	35.6	60.1	30.0		9.9		

Tamworth

1 ▼11	8	9 ▲8	18	0 ◆	0	0 ◆	0	0 ▲3	4

Labour gain from Conservatives - majority: 6 seats



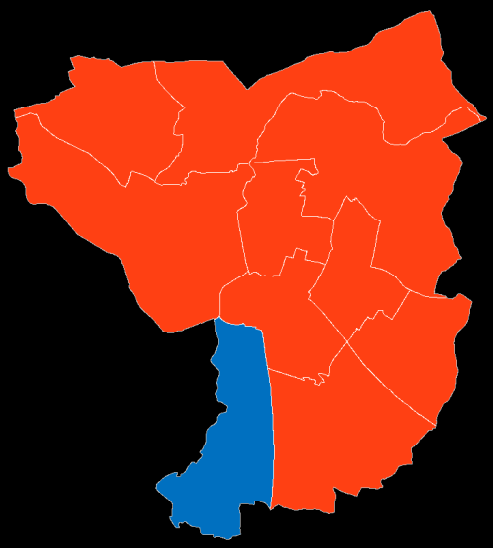

Electoral history of Tamworth

	seats	%votes	seats	%votes	seats	%votes	seats	%votes	Total	Majority	
2024	8	34.6	18	49.4	0	1.1	4	13.8	10	6	●
2023	19	36.6	10	43.9	0	1.4	1	18.2	10	8	●
2022	25	47.5	3	40.3	0	0.0	2	12.3	10	20	●
2021	26	56.9	3	28.7	0	0.0	1	14.4	10	22	●
2019	22	42.4	5	29.1	0	1.7	3	26.7	10	14	●
2018	22	47.8	6	36.4	0	1.3	2	14.5	10	14	●
2016	20	39.2	7	34.8	0	0.0	3	25.9	10	10	●
2015	18	42.6	11	30.3	0	0.6	1	26.5	10	6	●
2014	16	42.8	12	38.4	0	0.6	2	18.2	10	2	●
2012	18	44.3	11	48.7	0	2.3	1	4.7	10	6	●
2011	23	48.7	6	43.3	0	2.1	1	5.8	10	16	●
2010	25	47.4	4	42.8	0	6.4	1	3.4	10	20	●
2008	24	49.5	5	36.7	0	5.7	1	8.0	10	18	●
2007	23	45.0	5	37.7	0	6.1	2	11.1	10	16	●
2006	21	50.9	8	41.5	0	7.6	1	0.0	10	12	●
2004	16	43.0	13	37.3	0	11.3	1	8.4	10	2	●
2003	11	42.8	18	42.0	0	9.3	1	5.9	10	6	●
2002	8	39.8	22	46.7	0	9.4	0	4.1	30	14	●
2000	13	54.2	16	34.9	0	10.8	1	0.0	10	2	●
1999	2	31.1	27	58.7	0	5.8	1	9.4	10	24	●
1998	1	31.3	28	61.1	0	5.9	1	1.6	10	26	●
1996	0	17.9	27	69.7	0	5.0	3	7.5	10	24	●
1995	4	16.8	23	64.1	0	5.6	3	13.5	10	16	●
1994	8	20.6	20	54.5	0	11.5	2	13.5	10	10	●
1992	8	45.8	21	42.0	0	5.1	1	7.1	10	12	●
1991	9	41.3	21	50.9	0	2.8	0	5.0	10	12	●
1990	10	30.7	20	63.0	0	1.1	0	5.2	10	10	●
1988	15	42.7	15	49.3	0	0.6	0	7.4	10		
1987	16	43.2	14	39.8	0	17.0	0	0.0	10	2	
1986	10	37.6	17	49.7	0	12.7	0	0.0	10	7	●
1984	17	41.3	10	45.5	0	13.3	0	0.0	9	7	●
1983	15	44.9	12	36.0	0	18.4	0	0.7	9	3	●
1980	12	38.3	15	59.2	0	1.0	0	1.5	9	3	●
1979	15	49.3	11	50.7	0	0.0	1	0.0	9	3	●
1978	14	53.8	10	44.6	0	1.6	3	0.0	9	1	●
1976	10	26.7	13	37.6	0	0.0	4	35.7	27		
1973	0	14.2	18	54.0	0	0.0	6	31.8	24	12	●

Ward history of Tamworth

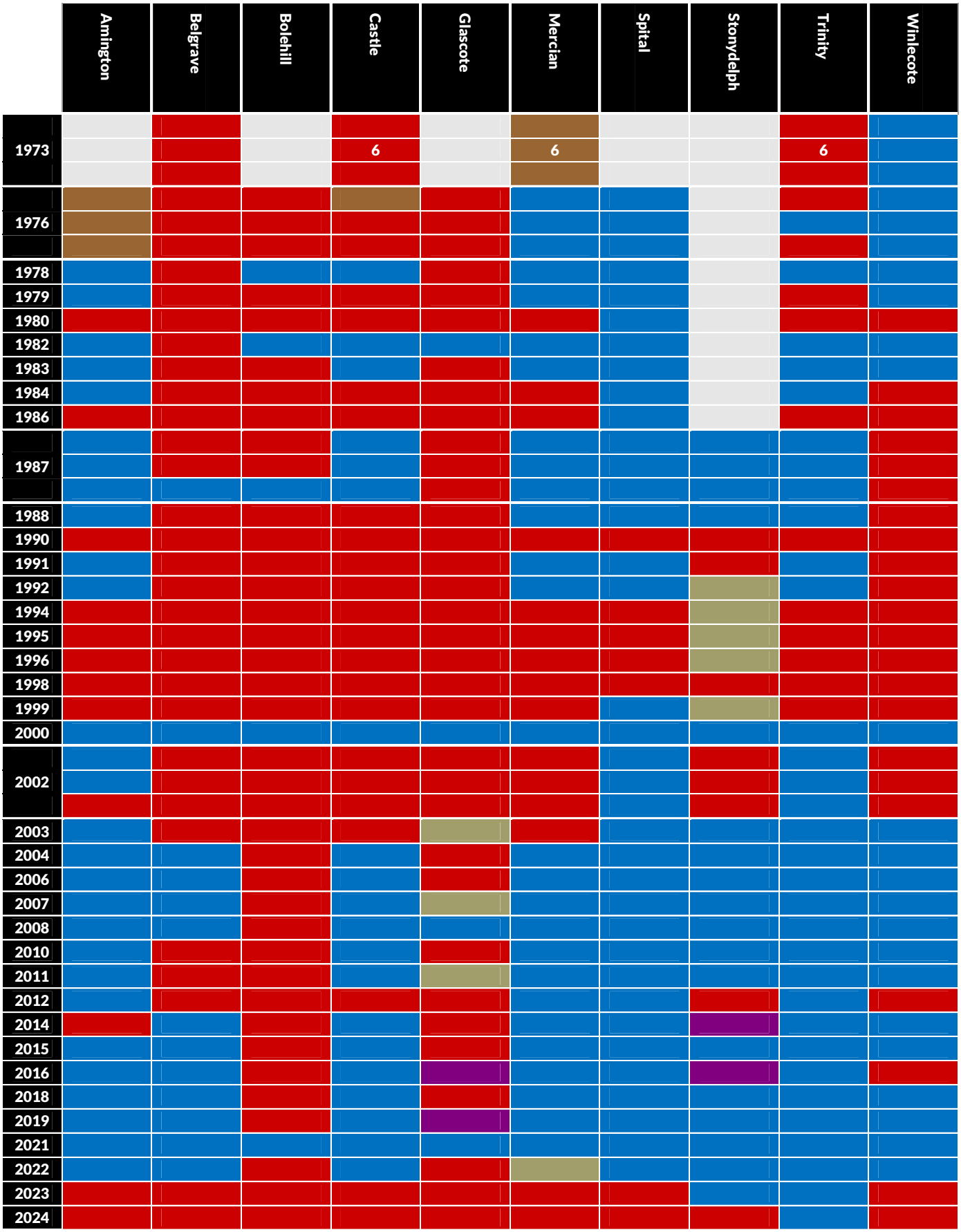

Amington
Tamworth

Andy Wells	**Lab**	**894**	**54.2**	**+13.9**
Donna Summers	Con	756	45.8	- 14.6

Belgrave
Tamworth

Nova Arkney	**Lab**	**720**	**54.5**	**+21.3**
Brett Beetham	Con	347	26.2	- 34.7
Yvette Bayliss	Ref	180	13.6	
John Scattergood	Grn	75	5.7	

Bolehall
Tamworth

Ken Norchi	**Lab**	**944**	**72.4**	**+36.4**
Michael Oates	Con	359	27.6	- 31.2

Castle
Tamworth

Natalie Statham	**Lab**	**898**	**47.8**	**+18.0**
Gordon R. Moore	Con	616	32.8	- 24.3
David Bayliss	Ref	242	12.9	
Joell Mayoh	Grn	122	6.5	- 2.1

Glascote
Tamworth

Helen Hadley	**Lab**	**574**	**48.1**	**+23.0**
James Nicholson-Roberts	Con	250	20.9	- 27.9
Emma Turner	UKIP	230	19.3	+13.0
*John Wade	Ind	140	11.7	

Mercian
Tamworth

Pat Pallett	**Lab**	**750**	**48.3**	**+28.5**
Chris Cooke	Con	525	33.8	- 5.3
David Tighe	Ref	182	11.7	
Robyn Barr	LD	96	6.2	

Spital
Tamworth

Marion Couchman	**Lab**	**795**	**39.9**	**+14.8**
*Robert S. Pritchard	Con	762	38.2	- 17.1
Bill Bryan	Ind	436	21.9	

Stonydelph
Tamworth

Margaret Clarke	**Lab**	**643**	**46.3**	**+15.2**
Andy Cooper	Con	535	38.5	- 21.7
Robert Bilcliff	UKIP	139	10.0	+ 1.3
Adam Bayliss	Grn	72	5.2	

Trinity
Tamworth

Martin Summers	**Con**	**733**	**42.5**	**- 28.3**
Denise Bayley	Lab	616	35.7	+10.7
Ian Cooper	Ref	292	16.9	
Helen Miller-Viney	LD	85	4.9	

Wilnecote
Tamworth

Dave Foster	**Lab**	**969**	**54.7**	**+21.3**
Daniel L. Maycock	Con	570	32.1	- 24.3
Mark Lawton	Ref	234	13.2	

Summary of results: Tamworth

	Year	Elec	%Poll	Con	Lab	LD	Grn	Ind	Other
Amington	2024	6,701	24.9	45.8	54.2				
	2023	6,544	26.1	49.3	50.7				
	2022	6,486	27.2	54.4	45.6				
	2021	6,385	30.4	60.4	30.3		5.2		4.2
Belgrave	2024	5,591	23.7	26.2	54.5		5.7		
	2023	5,604	23.9	29.0	39.3		3.6	28.0	
	2022	5,688	26.6	45.1	38.1			16.8	
	2021	5,793	26.4	60.9	33.2				6.0
Bolehall	2024	5,615	23.5	27.6	72.4				
	2023	5,598	26.4	26.7	60.0			13.3	
	2022	5,590	27.9	42.6	57.4				
	2021	5,638	30.8	58.8	36.0				5.2
Castle	2024	6,710	28.1	32.8	47.8				12.9
	2023	6,450	29.4	36.0	38.4		4.8	16.5	4.4
	2022	6,184	30.2	52.7	47.3				
	2021	5,952	32.8	57.1	29.8		8.6		4.4
Glascote	2024	5,402	22.2	20.9	48.1			11.7	19.3
	2023	5,388	22.7	23.4	40.3				
	2022	5,398	22.8	49.0	51.0				
	2021	5,478	25.0	48.8	25.1		7.2	12.6	6.3
Mercian	2024	5,465	28.5	33.8	48.3	6.2			11.7
	2023	5,416	30.6	44.1	55.9				
	2022	5,429	34.8	27.7	19.2			53.1	
	2021	5,476	35.6	39.1	19.8			38.9	2.2
Spital	2024	6,405	31.3	38.2	39.9			21.9	
	2023	6,384	32.3	31.3	36.5			32.3	
	2022	6,224	32.6	41.7	30.8			27.5	
	2021	6,097	37.1	55.3	25.1			17.4	2.1
Stonydelph	2024	5,616	24.9	38.5	46.3		5.2		10.0
	2023	5,634	24.1	41.6	38.9		5.5	7.7	
	2022	5,640	25.0	50.4	37.4		12.2		
	2021	5,676	27.2	60.2	31.1				8.7
Trinity	2024	5,726	30.3	42.5	35.7	4.9			16.9
	2023	5,690	29.4	47.9	38.4	13.7			
	2022	5,694	31.3	64.3	35.7				
	2021	5,745	36.1	70.8	25.0				4.2
Wilnecote	2024	6,855	25.9	32.1	54.7				13.2
	2023	6,875	26.4	32.5	42.2			21.0	
	2022	6,878	27.6	51.0	49.0				
	2021	6,959	30.2	56.4	33.4			6.7	3.5

Tandridge boundary and council size changes

▼2	7	◆	0	◆	11	◆	0	▼9	5	▲12	20

Council remains under no overall control

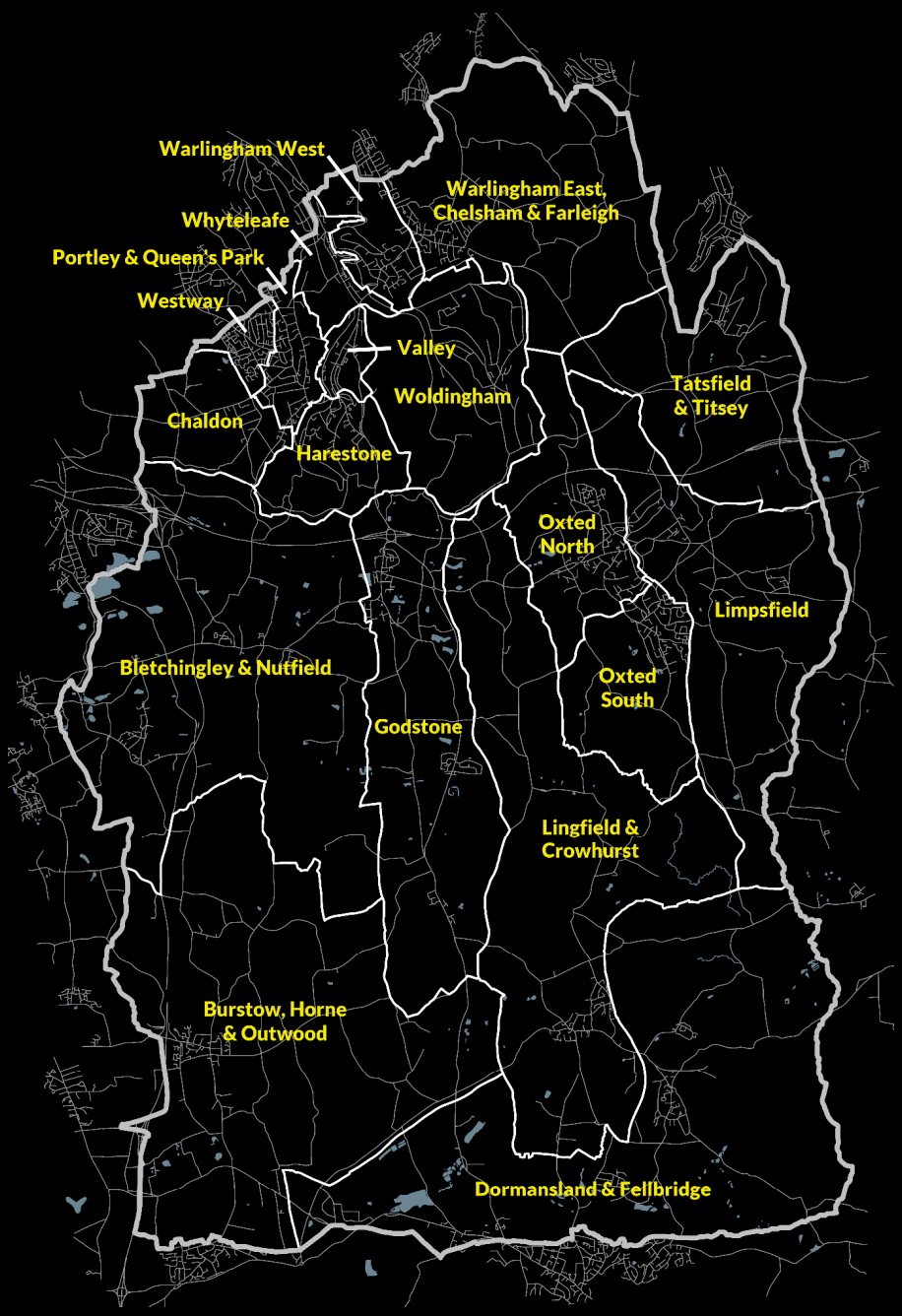



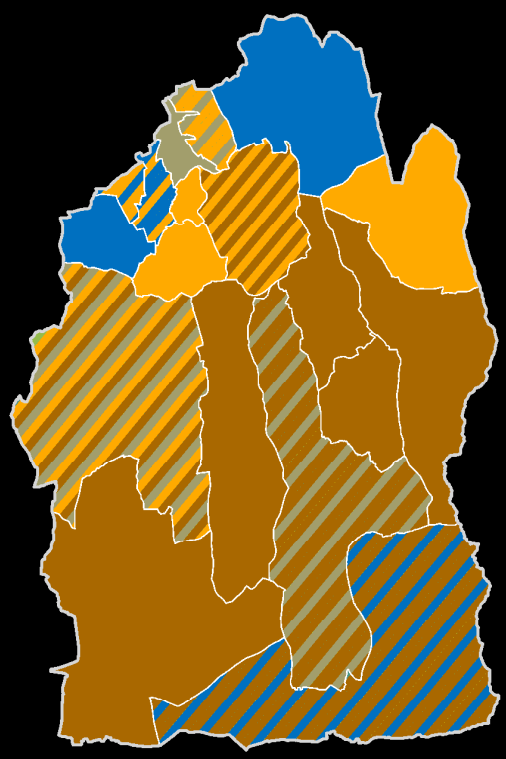

Electoral history of Tandridge

	seats	%votes	seats	%votes	seats	%votes	seats	%votes	Total	Majority
2024	7	22.1	0	11.3	11	18.8	25	47.8	43	
2023	9	24.6	0	9.8	11	18.8	22	46.8	14	
2022	11	29.5	0	8.5	11	25.1	20	40.9	14	
2021	15	35.8	0	8.5	10	22.5	17	33.2	14	
2019	16	29.7	0	4.3	11	17.4	15	48.6	14	
2018	25	35.6	0	8.7	10	20.1	7	35.6	14	8 ●
2016	33	40.1	0	10.7	7	22.3	2	26.9	14	24 ●
2015	35	54.9	0	11.4	6	15.3	1	16.1	14	28 ●
2014	34	46.3	0	9.9	6	18.2	2	25.7	14	26 ●
2012	34	49.8	0	7.1	6	24.5	2	18.5	14	26 ●
2011	34	52.5	0	8.7	6	20.3	2	18.5	14	26 ●
2010	34	54.8	0	5.7	6	30.8	2	8.7	14	26 ●
2008	33	58.0	0	4.7	8	29.5	1	7.8	14	24 ●
2007	30	54.8	1	6.2	10	28.2	1	10.8	14	18 ●
2006	29	55.2	2	5.4	10	34.1	1	5.3	14	16 ●
2004	28	49.9	2	8.5	11	32.8	1	8.8	14	14 ●
2003	28	48.7	3	7.2	10	37.5	1	6.5	15	14 ●
2002	29	50.1	3	9.6	10	35.7	0	4.6	14	16 ●
2000	29	51.6	3	10.6	10	34.9	0	3.0	42	16 ●
1999	18	48.4	7	13.1	17	38.3	0	0.2	14	
1998	17	47.8	7	13.9	18	36.7	0	1.7	14	
1996	16	43.3	7	19.2	19	37.5	0	0.0	14	
1995	20	38.7	4	14.3	18	47.0	0	0.0	14	
1994	22	36.1	3	15.5	17	48.4	0	0.0	14	2 ●
1992	20	54.0	4	13.4	18	29.9	0	2.6	14	
1991	15	39.7	7	12.9	19	43.3	1	4.1	14	
1990	20	41.6	6	15.8	15	41.9	1	0.8	14	
1988	26	49.3	4	15.7	11	31.5	1	3.4	14	10 ●
1987	29	51.7	3	12.2	9	35.3	1	0.7	14	16 ●
1986	31	45.8	4	16.6	7	37.6	0	0.0	14	20 ●
1984	35	49.7	3	19.0	3	26.5	1	4.8	15	28 ●
1983	37	56.2	2	15.9	2	27.9	1	0.0	14	32 ●
1982	36	54.2	2	15.3	3	30.3	1	0.1	14	30 ●
1980	37	54.8	2	17.3	2	22.3	1	5.6	15	32 ●
1979	37	58.0	2	15.3	2	24.5	1	2.2	14	32 ●
1978	37	58.3	2	22.0	2	19.7	1	0.0	15	32 ●
1976	37	52.2	3	16.8	1	26.2	1	4.8	42	32 ●
1973	26	43.4	3	12.5	10	36.1	3	8.0	42	20 ●

Ward history of Tandridge

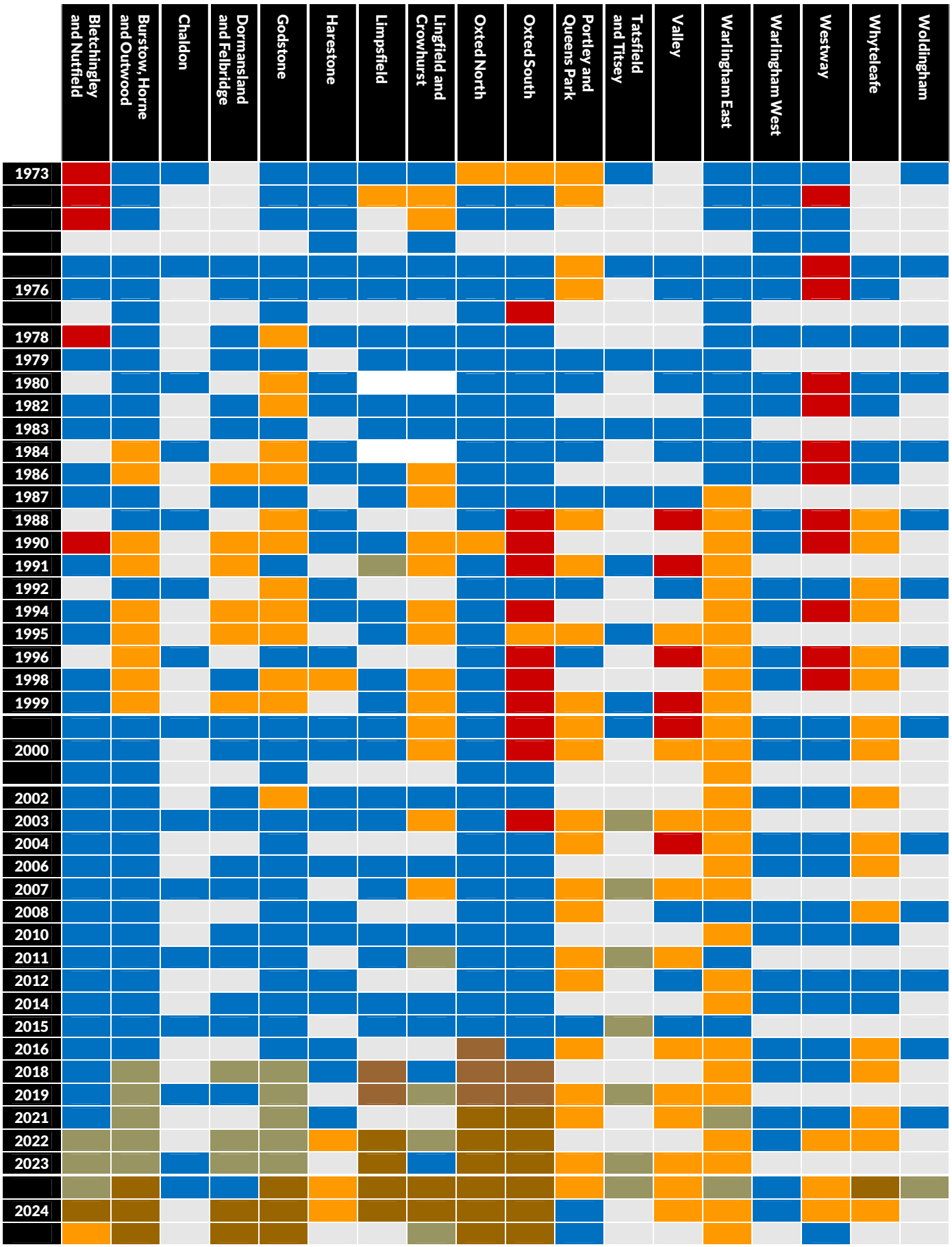

Bletchingley and Nutfield
East Surrey

Helena Windsor	**Ind**	**640**	**24.5**
Louise Case	**Res**	**518**	**19.9**
Richard Fowler	**LD**	**501**	**19.2**
Liam Hammond	Con	495	19.0
Susan Hickson	LD	366	14.0
Martin Redman	LD	348	13.3
Iain Carter	Con	343	13.2
Emily Malkin	Grn	271	10.4
Linda Baharier	Lab	218	8.4
Barbara Wantling	Lab	195	7.5
Graham Bailey	Her	168	6.4
Graham Powell	Lab	145	5.6

Antededent: Bletchingley and Nutfield

Burstow, Horne and Outwood
East Surrey

Ashleigh Bolton	**Res**	**825**	**48.4**
Sue Farr	**Res**	**800**	**47.0**
Richard Smith	**Res**	**799**	**46.9**
Theo Harris	Con	361	21.2
Stephen Case-Green	Lab	197	11.6
Elliott M. de Boer	Grn	189	11.1
Matthew Allen	Lab	180	10.6
Judy Wilkinson	LD	171	10.0
Andrew mcLean	Lab	147	8.6

Antededent: Burstow, Horne and Outwood

Chaldon
East Surrey

***Lewis Sharp**	**Con**	**367**	**65.8**
Neil Parker	LD	113	20.3
Rebecca Gower	Grn	78	14.0

Antededent: Chaldon

Dormansland and Felbridge
East Surrey

Lesley Steeds	**Con**	**705**	**30.6**
Nicholas White	**Res**	**655**	**28.5**
Nicola O'Riordan	**Res**	**591**	**25.7**
Judy Moore	Ind	565	24.6
Maureen Young	Con	458	19.9
Nigel Lea	Con	328	14.3
Becky Peterson	Grn	273	11.9
David Nickols	LD	193	8.4
Roger Martin	LD	179	7.8
Richard Clarke	Lab	168	7.3
Emba Jones	Lab	145	6.3

Antededent: Dormansland and Felcourt

Godstone
East Surrey

Mike Crane	**Res**	**1,051**	**73.4**
Chris Farr	**Res**	**1,037**	**72.4**
Colin White	**Res**	**1,018**	**71.1**
Amy Hare	Lab	207	14.5
Oliver Watkins	Con	205	14.3
Hoong-Wai Cheah	Con	175	12.2

Antededent: Godstone

Harestone
East Surrey

Annette Evans	**LD**	**697**	**60.6**
Robin Spencer	**LD**	**531**	**46.1**
Michael Casebourne	Con	468	40.7
Mark Winsbury	Con	378	32.8
Carron Walker	Lab	127	11.0
Thomas Holloway	Lab	101	8.8

Antededent: Harestone

Limpsfield
East Surrey

Claire Blackwell	**Res**	**1,051**	**83.0**
Ian Booth	**Res**	**996**	**78.6**
Robert Brewer	Con	144	11.4
Bernice Milton	Con	116	9.2
Rupert McCann	LD	113	8.9

Antededent: Limpsfield

Lingfield and Crowhurst
East Surrey

Julie Duggan	**Res**	**739**	**37.8**
Peter Killick	**Res**	**684**	**35.0**
Liz Lockwood	**Ind**	**584**	**29.9**
Alan Schmidt	Res	521	26.7
Ryan Howard	Lab	360	18.4
Freyja Chapman	Lab	305	15.6
Joseph Pettitt	Lab	272	13.9
Anthony Beck	Con	253	13.0
Paul Greenhalgh	Con	241	12.3
Dave Wilkes	LD	190	9.7
Arman Shahjid	Con	161	8.2

Antededent: Lingfield and Crowhurst

Oxted North
East Surrey

Catherine Sayer	**Res**	**1,570**	**76.4**
Peter Damesick	**Res**	**1,531**	**74.5**
Chris Bassett	**Res**	**1,481**	**72.1**
Janet Brealey	Con	186	9.1
Ian Giddings	Grn	186	9.1
Louis Labrosse	Lab	170	8.3
Laurence Hatchwell	Con	153	7.4
Matthew Hatchwell	Con	149	7.3
Philip Son	Lab	146	7.1
Christopher Dean	Her	21	1.0

Antededent: Oxted North and Tandridge

Oxted South
East Surrey

Deb Shiner	**Res**	**1,096**	**72.5**
Chris Langton	**Res**	**1,079**	**71.4**
Bryan Black	**Res**	**1,071**	**70.9**
David Halliwell	Lab	265	17.5
Patricia Hunter	Lab	263	17.4
Mark Dean	Lab	254	16.8
Elizabeth Parker	Con	235	15.6
Nicolas Cook	Con	144	9.5
Marjory Budgen	Con	126	8.3

Antededent: Oxted South

Portley and Queens Park
East Surrey

Ben Hornes	**LD**	**767**	**36.2**
Michael Cooper	**Con**	**637**	**30.1**
Richard Mark	**Con**	**499**	**23.6**
Susan Berns	Res	493	23.3
Linda Jenkins	Con	468	22.1
Jane Lopez	Lab	352	16.6
Nick Bray	Lab	336	15.9
Steven Willmott	Lab	277	13.1

Antededent: Portley

Tatsfield and Titsey
East Surrey

Martin Allen	**Ind**	**423**	**70.0**
Kenneth Budgen	Con	129	21.4
Sarah Stewart	Grn	52	8.6

Antededent: Tatsfield and Titsey

Valley
East Surrey

Alun Jones	**LD**	**628**	**52.8**
Jenny Gaffney	**LD**	**584**	**49.1**
Peter Roberts	Res	302	25.4
Max Barry	Con	155	13.0
Anne Watson	Lab	134	11.3
Nicole Morrigan	Lab	116	9.8

Antededent: Valley

Warlingham East, Chelsham and Farleigh
East Surrey

Jeremy Pursehouse	**Ind**	**850**	**50.9**
Perry Chotai	**LD**	**506**	**30.3**
Anna Patel	**LD**	**499**	**29.9**
Martin Strzebrakowski	Ind	495	29.6
Nathan Adams	Con	494	29.6
Marc Lamont	Con	268	16.0
Michael Whittington	Con	246	14.7
Julian Cresswell	Lab	200	12.0
Daniel Mann	Lab	118	7.1

Antededent: Warlingham East & Chelsham & Farleigh

Warlingham West

East Surrey

Robin Bloore	**Con**	**596**	**53.0**
Keith Prew	**Con**	**492**	**43.8**
Ed Ralph	LD	333	29.6
Don Mackinlay	LD	277	24.6
Martin Haley	Ind	144	12.8
Steven Bracey	Lab	132	11.7
Andrew Waters	Lab	131	11.6

Antededent: Warlingham West

Westway

East Surrey

James Rujbally	**LD**	**622**	**45.1**
Sarah Sowambur	**LD**	**571**	**41.4**
Ankita Sharma	**Con**	**423**	**30.6**
Charlie Kelly	Con	412	29.9
Mike Steddy	Con	406	29.4
Robin Clements	Lab	405	29.3
Roy Stewart	Lab	360	26.1
Adam Avery	Lab	345	25.0

Antededent: Westway

Whyteleafe

East Surrey

Deano Cline	**Res**	**441**	**50.5**
Jeffrey Gray	**LD**	**313**	**35.9**
Marcus Jones	Res	302	34.6
Dave Evans	LD	233	26.7
Rosa Knight	Lab	116	13.3
Joseph Eve	Con	97	11.1
Harry Millar	Con	85	9.7
Jessica Hibberd	Grn	53	6.1
Annie Weller	Lab	52	6.0

Antededent: Whyteleafe

Woldingham

East Surrey

Deborah Sherry	**Ind**	**477**	**70.8**
Sakina Bradbury	Con	120	17.8
Nathan Manning	Lab	46	6.8
Nick Pomery	LD	31	4.6

Antededent: Woldingham

Summary of results: Tandridge

	Year	Elec	%Poll	Con	Lab	LD	Grn	Res	Ind	Other
Bletchingley and Nutfield	2024	4,436	35.9	16.1	7.2	15.5	10.4	19.9	24.5	6.4
	2023	4,466	35.5	23.5	12.5	26.0			38.0	
	2022	4,474	38.9	29.1	8.6	14.8	6.6		40.9	
	2021	4,552	41.6	43.3	8.4	16.1			32.2	
Burstow, Horne and Outwood	2024	4,832	29.2	21.2	10.3	10.0	11.1	47.4		
	2023	4,891	28.8	24.2	12.8	4.9	6.4		51.8	
	2022	4,833	31.2	30.6	10.4	4.7	6.3		48.1	
	2021	4,898	35.0	39.3	6.3	7.5	6.2		40.7	
Chaldon	2024	1,401	39.8	65.8		20.3	14.0			
	2023	1,428	41.1	66.2	3.6	22.8	7.4			
Dormansland and Felbridge	2024	4,376	37.3	21.6	6.8	8.1	11.9	27.1	24.6	
Dormansland and Felcourt	2023	3,042	36.4	38.4	6.9	13.0			41.6	
	2022	3,052	39.0	36.6	4.0	10.1			49.3	
Godstone	2024	4,496	32.3	13.2	14.5			72.3		
	2023	4,479	30.9	17.7	11.6	7.8			62.9	
	2022	4,531	35.5	20.8	11.5	5.8			61.9	
	2021	4,606	39.2	25.1	6.7	6.7			61.5	
Harestone	2024	3,195	39.4	36.8	9.9	53.3				
	2022	3,204	41.1	40.1	4.7	55.2				
	2021	3,285	44.7	40.4	7.9	38.7			13.0	
Limpsfield	2024	2,831	44.7	10.3		8.9		80.8		
	2023	2,857	44.0	13.3	4.8	5.9				75.9
	2022	2,863	45.4	20.5	4.5	9.6				65.4
Lingfield and Crowhurst	2024	4,332	36.3	11.2	16.0	9.7		33.2	29.9	
	2023	3,326	38.0	38.3	14.6	9.1			38.0	
	2022	1,271	38.4	42.9	7.0	6.0			44.0	
Oxted North	2024	4,380	44.4	7.9	7.7		9.1	74.3		1.0
Oxted North and Tandridge	2023	4,603	40.4	12.1	7.0	5.3		75.6		
	2022	4,494	44.5	12.4	4.1	5.0		78.5		
	2021	4,571	50.8	14.1	3.5	5.2		77.2		
Oxted South	2024	4,356	35.8	11.1	17.2			71.6		
	2023	4,719	36.1	12.3	11.5	4.4	6.8	64.9		
	2022	4,718	38.5	14.0	12.7	6.3		67.1		
	2021	4,894	42.9	34.1	11.7	3.8		50.4		
Portley and Queen's Park	2024	4,754	35.3	25.3	15.2	36.2		23.3		
Portley	2023	3,445	27.5	27.0	14.0	59.0				
	2021	3,460	36.5	36.8	8.4	54.8				
Tatsfield and Titsey	2024	1,527	39.6	21.4			8.6		70.0	
	2023	1,539	35.5	22.8	8.8				68.3	
Valley	2024	3,240	32.6	13.0	10.6	51.0		25.4		
	2023	3,209	28.7	17.1	9.0	73.9				
Warlingham East, Chelsham and Farleigh	2024	4,306	38.2	20.1	9.5	30.1			40.3	
	2023	4,310	32.5	32.8	6.1	46.2	4.4		10.5	
	2022	4,330	36.7	32.6	6.3	45.0			16.1	
	2021	4,432	40.6	26.2	7.3				66.5	
Warlingham West	2024	3,172	36.8	48.4	11.7	27.1			12.8	
	2022	2,811	37.7	45.7	5.1	23.4			25.8	
	2021	2,880	42.0	60.7	5.5	33.8				
Westway	2024	5,082	28.2	30.0	26.8	43.2				
	2022	3,425	28.4	32.7	16.6	50.7				
	2021	3,527	35.0	40.2	15.2	39.0			5.5	
Whyteleafe	2024	3,106	30.2	10.4	9.7	31.3	35.9	6.1	42.6	
	2022	3,235	31.5	36.0	15.5	48.5				
	2021	3,299	33.5	38.2	14.0	47.8				
Woldingham	2024	1,575	42.2	17.8	6.8	4.6			70.8	
	2021	1,602	44.0	69.5	11.2	19.3				

Three Rivers

4	12	1	3	7 ▼1	21	1 ▲1	3	0	0

Liberal Democrats retain control- majority: 3 seats



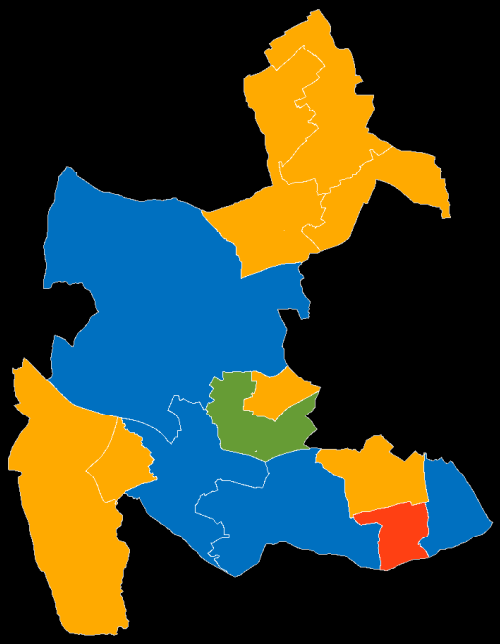

Electoral history of Three Rivers

	seats	%votes	seats	%votes	seats	%votes	seats	%votes	Total	Majority	
2024	12	32.3	3	13.3	21	42.3	3	12.1	13	3	●
2023	12	32.7	3	14.4	22	40.2	2	12.7	13	5	●
2022	12	32.4	3	13.8	23	42.7	1	11.1	13	7	●
2021	12	44.5	3	11.2	24	34.0	0	10.3	13	9	●
2019	12	29.0	3	12.3	24	46.3	0	12.4	13	9	●
2018	16	40.1	3	15.9	20	37.4	0	6.5	13	1	●
2016	17	40.1	3	10.7	19	22.3	0	26.9	13		
2015	17	45.7	3	15.8	19	28.1	0	10.4	13		
2014	13	36.3	3	15.2	23	35.6	0	13.0	39	7	●
2012	14	39.9	6	18.3	28	40.0	0	1.7	16	8	●
2011	14	38.3	4	14.6	29	42.5	1	4.6	16	11	●
2010	14	43.7	3	6.9	30	48.8	1	0.6	16	12	●
2008	12	45.4	4	6.3	31	44.7	1	3.6	16	14	●
2007	11	35.7	6	7.7	31	54.9	0	1.7	16	14	●
2006	11	44.2	7	8.1	30	46.4	0	1.3	16	12	●
2004	12	43.2	7	11.3	29	45.5	0	0.0	16	10	●
2003	14	36.0	7	14.0	27	50.0	0	0.0	16	6	●
2002	15	39.9	7	11.7	26	48.4	0	0.0	16	4	●
2000	15	42.8	7	13.0	26	42.2	0	1.9	16	4	●
1999	15	35.6	7	17.0	26	44.0	0	3.4	48	4	●
1998	17	38.2	8	20.0	23	41.8	0	0.0	16		
1996	17	36.5	8	22.9	23	40.5	0	0.1	14		
1995	21	32.3	7	26.8	20	41.0	0	0.0	16		
1994	21	34.3	7	19.1	19	46.6	1	0.0	16		
1992	21	52.6	9	12.4	18	34.8	0	0.3	16		
1991	19	44.4	10	19.4	19	36.2	0	0.0	16		
1990	19	41.0	11	24.2	17	34.6	0	0.2	16		
1988	16	47.6	7	15.7	24	36.7	0	0.0	16	1	●
1987	16	45.8	7	16.9	24	37.4	0	0.0	16	1	●
1986	17	37.2	8	18.9	22	43.9	0	0.0	16		
1984	24	44.1	9	18.8	14	37.1	0	0.0	16	1	●
1983	26	47.8	9	19.4	12	32.8	0	0.0	16	5	●
1982	27	47.0	9	16.4	11	36.4	0	0.2	16	7	●
1980	30	48.7	10	29.5	7	21.8	0	0.0	15	13	●
1979	30	52.9	10	33.1	7	11.2	0	1.7	17	13	●
1978	32	56.6	9	22.6	6	19.6	0	1.2	16	17	●
1976	32	52.8	10	21.5	3	25.7	2	0.0	47	17	●
1973	19	41.1	12	33.5	13	24.0	0	1.4	44		

Ward history of Three Rivers

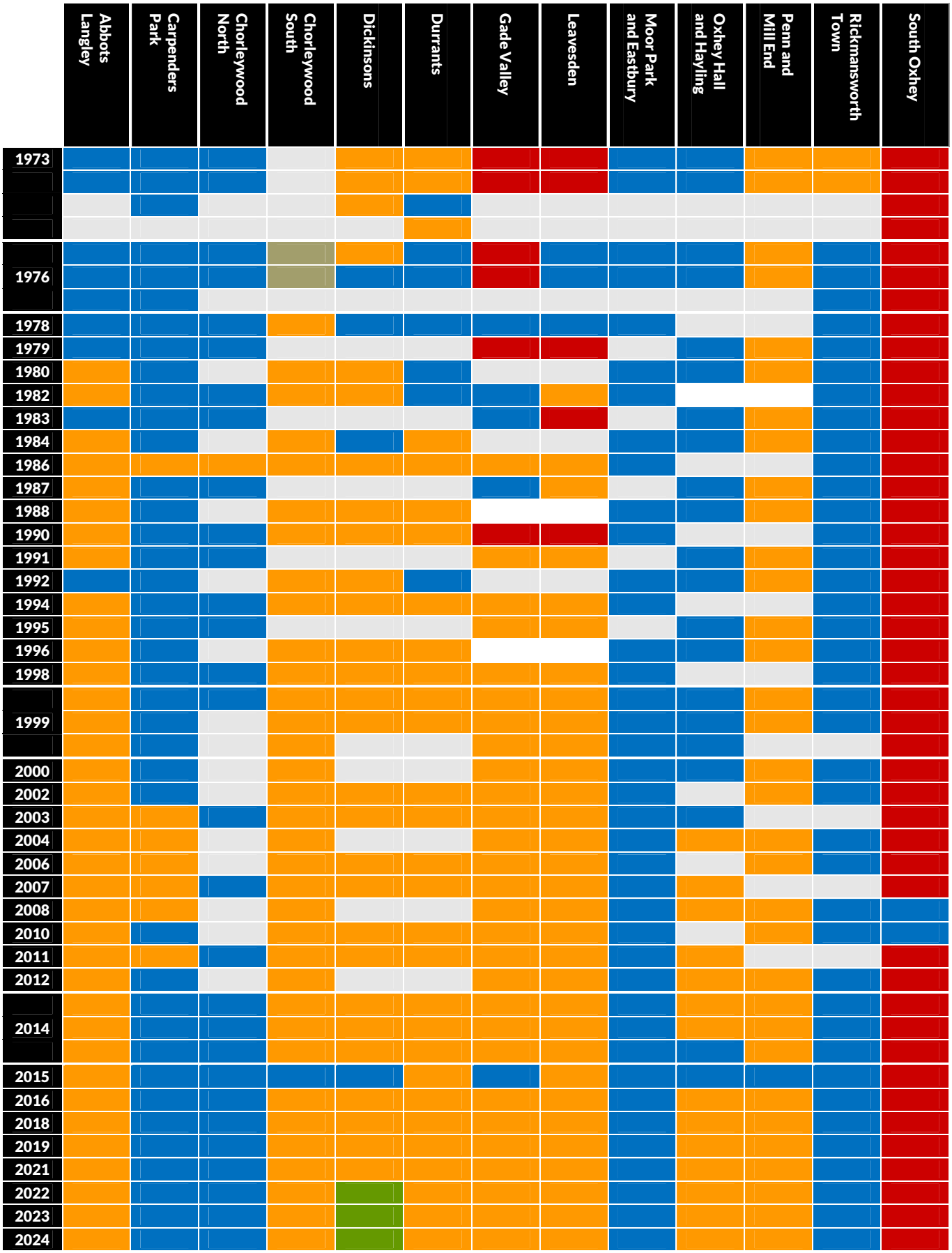

Abbots Langley and Bedmond
South West Hertfordshire

***Matthew Bedford**	**LD**	**939**	**58.5**	**+ 8.1**
Hitesh Tailor	Con	322	20.1	- 9.4
James Farrington	Lab	222	13.8	+ 0.4
Michael J. Rayment	Grn	121	7.5	+ 0.9

Dickinsons
South West Hertfordshire

Cheryl Stungo	**Grn**	**1,045**	**49.6**	**+11.2**
*Paul D. Rainbow	LD	803	38.1	- 5.1
David R.O. Redman	Con	163	7.7	- 7.1
Jeni Swift Gillett	Lab	97	4.6	+ 0.8

Moor Park and Eastbury
South West Hertfordshire

***Debbie Morris**	**Con**	**1,067**	**72.0**	**- 0.2**
Laura Thompson	LD	193	13.0	- 0.6
Matt Jones	Grn	119	8.0	+ 0.4
Mashkoor Khan	Lab	102	6.9	- 0.9

Carpenders Park
South West Hertfordshire

Christopher Alley	**Con**	**757**	**41.8**	**- 14.1**
Kate Turner	LD	587	32.4	+19.4
William Waite	Lab	335	18.5	- 2.3
Deesha Chandra	Grn	130	7.2	+ 3.2

Durrants
South West Hertfordshire

***Chris Lloyd**	**LD**	**1,303**	**65.0**	**+13.7**
Angus Glasser	Grn	423	21.1	+10.4
Salem A. Al-Damluji	Con	172	8.6	- 23.4
John Grillo	Lab	107	5.3	- 0.7

Oxhey Hall and Hayling
South West Hertfordshire

***Andrew Scarth**	**LD**	**1,031**	**56.3**	**+ 1.6**
Vishal Patel	Con	398	21.7	+ 0.4
Jason St John	Lab	307	16.8	- 3.5
Mary Chabrel	Grn	95	5.2	+ 1.5

Chorleywood North and Sarratt
South West Hertfordshire

***Ciaran Reed**	**Con**	**1,160**	**58.8**	**+ 1.0**
Frank Mahon-Daly	LD	576	29.2	+ 6.0
Margaret Gallagher	Lab	128	6.5	+ 2.7
Peter Loader	Grn	109	5.5	- 1.1

Gade Valley
South West Hertfordshire

Elinot Gazzard	**LD**	**668**	**50.2**	**+ 4.1**
Vicky Edwards	Con	352	26.4	+ 2.1
Bruce Prochnik	Lab	228	17.1	+ 2.4
Andrew Gallagher	Grn	84	6.3	- 1.3

Penn and Mill End
South West Hertfordshire

Tom Smith	**LD**	**630**	**42.4**	**- 4.4**
Michael Sims	Con	532	35.8	- 1.2
Martin Waldron	Lab	180	12.1	+ 3.4
Malcolm Lee	Grn	145	9.8	+ 2.3

Chorleywood South and Maple Cross
South West Hertfordshire

Harry Davies	**LD**	**1,050**	**55.2**	**- 3.1**
Oliver Neville	Con	540	28.4	- 3.5
Roger J. Stafford	Grn	163	8.6	+ 2.7
Iain Roden	Lab	148	7.8	+ 3.8

Leavesden
South West Hertfordshire

Stephen B.A.F.H. Giles-Medhurst	**LD**	**933**	**55.2**	**+ 4.9**
Anne M, Jervis	Con	409	24.2	- 4.8
Marie-Louise S. Nolan	Lab	250	14.8	0.0
Bruce A. Perry	Grn	97	5.7	- 0.2

Rickmansworth Town
South West Hertfordshire

***Lisa Hudson**	**Con**	**1,057**	**43.7**	**- 9.5**
Pav Dhyani	LD	1,009	41.7	+15.7
Janet Cullen	Lab	192	7.9	- 2.7
Stephen Martin	Grn	161	6.7	- 4.1

South Oxhey
South West Hertfordshire

***Joan King**	**Lab**	**788**	**50.1**	**- 5.7**
Kavan A. Trivedi	Con	568	36.1	+ 2.0
Christopher Lawrence	Grn	112	7.1	+ 1.9
Rhys Southall	LD	104	6.6	+ 2.1

Summary of results: Three Rivers

	Year	Elec	%Poll	Con	Lab	LD	Grn	Ind	Other
Abbots Langley and Bedmond	2024	4,881	33.1	20.1	13.8	58.5	7.5		
	2023	4,955	33.3	26.7	13.1	54.2	6.0		
	2022	4,989	37.7	23.3	13.1	57.3	6.8		
	2021	5,014	39.7	29.5	13.4	50.4	6.6		
Carpenders Park	2024	5,288	34.7	41.8	18.5	32.4	7.2		
	2023	5,245	31.6	61.8	23.1	11.4	3.8		
	2022	5,285	33.2	49.9	23.5	17.9	4.8		3.8
	2021	5,368	34.8	55.9	20.8	13.0	4.0		6.2
Chorleywood North and Sarratt	2024	5,705	34.8	58.8	6.5	29.2	5.5		
	2023	5,681	32.5	58.8	6.0	28.1	7.1		
	2022	5,721	35.1	55.5	5.5	32.4	6.5		
	2021	5,836	40.7	57.8	3.8	23.2	6.6	8.6	
Chorleywood South and Maple Cross	2024	5,764	33.1	28.4	7.8	55.2	8.6		
	2023	5,749	34.7	27.6	9.1	53.0	10.3		
	2022	5,802	40.5	32.3	6.8	53.4	7.5		
	2021	5,883	48.4	31.9	4.0	58.3	5.9		
Dickinsons	2024	5,031	42.1	7.7	4.6	38.1	49.6		
	2023	5,036	42.8		5.2	39.9	54.9		
	2022	5,049	49.0	8.7	2.8	42.8	45.7		
	2021	5,151	49.0	14.8	3.8	43.0	38.4		
Durrants	2024	4,935	40.8	8.6	5.3	65.0	21.1		
	2023	4,946	36.1	13.1	6.4	55.7	24.9		
	2022	4,987	41.3	18.6	6.4	64.3	10.7		
	2021	5,080	45.5	32.0	6.0	51.3	10.7		
Gade Valley	2024	5,040	26.6	26.4	17.1	50.2	6.3		
	2023	4,993	27.1	24.8	17.5	52.3	5.4		
	2022	5,051	30.2	22.2	17.7	49.1	10.9		
	2021	5,124	31.5	24.3	14.7	46.1	7.6	7.3	
Leavesden	2024	5,851	29.1	24.2	14.8	55.2	5.7		
	2023	5,805	27.3	25.0	16.0	54.0	5.0		
	2022	5,858	31.3	21.7	16.1	57.2	5.0		
	2021	5,951	32.0	29.0	14.8	50.3	5.9		
Moor Park and Eastbury	2024	4,482	33.3	72.0	6.9	13.0	8.0		
	2023	4,496	32.2	73.1	7.1	14.6	5.2		
	2022	4,548	36.3	68.4	7.9	17.5	6.2		
	2021	4,660	39.6	72.2	7.8	121.4	7.6		
Oxhey Hall and Hayling	2024	5,358	34.4	21.7	16.8	56.3	5.2		
	2023	5,293	32.9	20.0	22.7	53.1	4.2		
	2022	5,280	36.0	18.8	18.9	58.3	4.1		
	2021	5,419	38.8	21.3	20.3	54.7	3.7		
Penn and Mill End	2024	5,199	28.9	35.8	12.1	42.4	9.8		
	2023	5,142	28.8	32.2	10.7	49.6	7.5		
	2022	5,196	34.0	33.7	9.2	51.4	5.7		
	2021	5,256	35.0	37.0	8.7	46.8	7.5		
Rickmansworth Town	2024	5,584	43.5	43.7	7.9	41.7	6.7		
	2023	5,560	37.8	43.0	10.3	37.5	9.2		
	2022	5,575	40.5	47.2	11.2	32.4	9.3		
	2021	5,716	42.1	53.2	10.6	25.4	10.8		
South Oxhey	2024	5,478	28.9	36.1	50.1	6.6	7.1		
	2023	5,335	22.2	27.6	59.3	7.4	5.7		
	2022	5,237	26.0	27.8	61.3	5.2	5.6		
	2021	5,277	28.0	34.1	55.8	4.5	5.2		0.5

Thurrock

1 ▼13	13	12 ▲7	27	0 ◆	0	0 ◆	0	4 ▲6	9

Labour gain control - majority: 5 seats



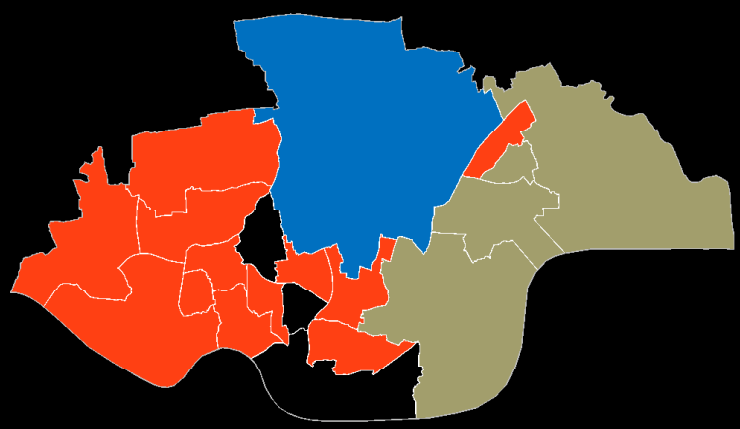

Electoral history of Thurrock

	seats	%votes	seats	%votes	seats	%votes	seats	%votes	Total	Majority	
2024	13	29.3	27	52.2	0	0.0	9	18.5	16	5	●
2023	26	32.4	19	45.1	0	0.0	4	22.6	16	3	●
2022	30	48.3	14	47.9	0	0.0	5	13.6	16	11	●
2021	29	53.2	16	33.2	0	0.0	4	13.6	16	9	●
2019	22	32.5	17	30.5	0	1.5	10	35.6	16		
2018	20	34.7	17	40.3	0	0.0	12	25.0	16		
2016	17	28.3	14	31.7	0	0.0	18	40.1	17		
2015	17	29.7	18	31.2	0	0.2	14	38.9	16		
2014	18	28.1	23	30.0	0	2.5	8	39.3	16		
2012	21	29.9	25	39.0	0	4.1	3	27.0	17	1	●
2011	22	32.8	24	41.0	0	3.7	3	22.5	16		
2010	23	37.9	22	38.4	0	0.0	4	23.8	16		
2008	24	37.2	22	32.6	0	4.0	3	26.3	18		
2007	24	30.7	22	34.1	0	4.1	3	31.0	16		
2006	26	41.3	21	35.9	0	7.1	2	15.7	16	3	●
2004	28	44.7	19	37.4	0	4.7	2	13.2	49	7	●
2002	9	37.1	37	48.6	1	7.0	2	7.3	16	25	●
2001	10	36.9	37	53.7	0	6.0	2	3.4	17	25	●
2000	11	42.6	38	45.3	0	4.9	0	7.1	17	27	●
1999	1	33.2	45	63.4	0	2.9	0	0.5	16	44	●
1997	3	36.2	46	60.3	0	0.9	0	2.6	49	43	●
1996	1	24.3	38	73.3	0	2.4	0	0.0	14	37	●
1995	4	21.5	32	74.4	0	2.3	3	1.8	13	25	●
1994	7	24.6	29	73.2	0	0.0	3	2.2	13	19	●
1992	9	40.5	29	46.7	0	8.7	1	4.0	13	19	●
1991	6	39.5	33	53.4	0	1.5	0	5.6	13	27	●
1990	7	29.7	31	62.7	0	0.0	1	7.5	13	23	●
1988	8	39.7	29	59.0	0	1.3	2	0.0	13	19	●
1987	9	39.7	28	42.8	0	11.6	2	5.9	13	17	●
1986	7	32.1	29	51.5	0	7.9	3	8.5	13	19	●
1984	10	31.0	27	54.9	0	6.0	2	8.1	13	15	●
1983	10	34.0	23	51.5	1	8.5	5	6.0	13	7	●
1982	10	32.3	21	44.8	1	12.0	7	10.9	13	3	●
1980	13	31.8	19	48.3	0	3.4	7	16.5	13		
1979	15	40.4	18	42.7	0	4.4	6	12.5	39		
1976	11	38.7	25	47.6	0	5.4	3	8.3	39	11	●
1973	3	25.4	33	63.3	0	2.3	3	9.0	39	27	●

Ward history of Thurrock

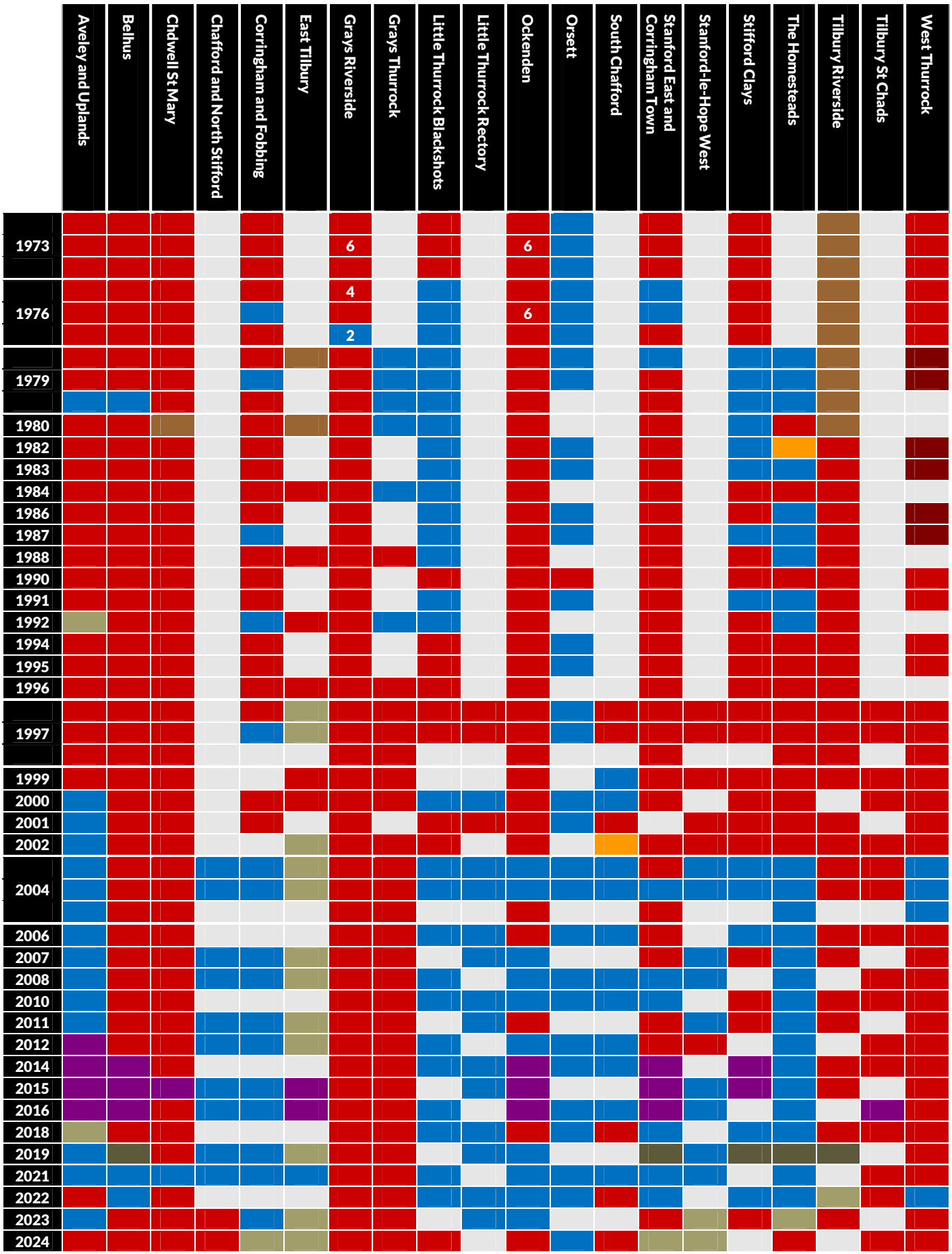

Aveley and Uplands
Thurrock

Catherine J. Sisterson	**Lab**	**1,235**	**63.1**	**+29.4**
Augustus C. Ononaji	Con	721	36.9	- 29.4

Belhus
Thurrock

Victoria C. Holloway	**Lab**	**1,072**	**68.9**	**+35.2**
*Georgette Polley	Con	483	31.1	- 13.7

Chadwell St Mary
South Basildon and East Thurrock

Ngozi C. Alike	**Lab**	**1,133**	**72.1**	**+32.8**
Charles G. Taylor-Webb	Con	439	27.9	- 17.5

Chafford and North Stifford
Thurrock

Lynda H. Heath	**Lab**	**856**	**48.7**	**+17.8**
*Adam Carter	Con	603	34.3	- 34.8
Olabisi Sowunmi	Ind	300	17.1	

Corringham and Fobbing
South Basildon and East Thurrock

John R. Fox	**Ind**	**684**	**46.7**	
Shane Ralph	Con	426	29.1	- 41.2
James P. Mackinlay	Lab	354	24.2	- 5.5

East Tilbury
South Basildon and East Thurrock

***Susan R. Sammons**	**Ind**	**725**	**57.3**	
Alastair M. Craft	Lab	444	35.1	+18.4
Shamim Miah	Con	96	7.6	- 35.2

Grays Riverside
Thurrock

***Anthony W. Fish**	**Lab**	**1,168**	**64.4**	**+13.1**
Olubunmi Ojetola	Con	359	19.8	- 15.9
Daniel D. Fallows	Grn	286	15.8	+ 2.7

Grays Thurrock
Thurrock

***John G. Kent**	**Lab**	**1,428**	**77.8**	**+20.4**
Mohammed J. Rahman	Con	408	22.2	- 20.4

Little Thurrock Blackshots
Thurrock

Michael J. Fletcher	**Lab**	**720**	**48.3**	**+26.7**
*Joy Redsell	Con	614	41.2	- 12.8
Manmagun Singh	Grn	157	10.5	

Little Thurrock Rectory
Thurrock

No election in 2024

Ockenden
Thurrock

Ryan J. Polston	**Lab**	**1,271**	**53.1**	**+19.8**
*Luke Spillman	Con	1,124	46.9	- 8.3

Orsett
Thurrock

David Day	**Con**	**657**	**39.8**	**- 40.8**
Jack S. Duffin	Ind	570	34.5	
Carl A.G. Morris	Lab	424	25.7	+12.7

South Chafford
Thurrock

Garay Watson	**Lab**	**783**	**57.1**	**+10.1**
Babatunde Ojetola	Con	433	31.6	- 21.4
Caitlin E. Fallows	Grn	156	11.4	

Stanford East and Corringham Town
South Basildon and East Thurrock

Roy R. Jones	**Ind**	**809**	**41.3**	
Ajay O. Kapoor	Lab	768	39.2	+17.3
George J. Wright	Con	383	19.5	- 41.7

Stanford-le-Hope West
South Basildon and East Thurrock

Ross J. Byrne	**Ind**	**656**	**43.6**	**+19.7**
Philip G. Smith	Lab	544	36.1	+14.1
Terry Piccolo	Con	306	20.3	- 30.1

Stifford Clays
Thurrock

No election in 2024

The Homesteads
South Basildon and East Thurrock

Clifford J. Holloway	**Lab**	**731**	**35.9**	**+17.2**
Lisa J. Sargent	Ind	713	35.1	
Allen Mayes	Con	590	29.0	- 30.9

Tilbury Riverside and Thurrock Park
Thurrock

No election in 2024

Tilbury St Chad's
Thurrock

***Kairen Raper**	**Lab**	**647**	**80.2**	**+34.0**
Daryl Palmer	Con	160	19.8	+ 1.2

West Thurrock and South Stifford
Thurrock

***Lee Watson**	**Lab**	**1,272**	**63.3**	**+ 8.2**
Elisabeta I.G. Blaj	Con	525	26.1	- 18.8
Rianna S. Goodyear	Grn	211	10.5	

Summary of results: Thurrock

	Year	Elec	%Poll	Con	Lab	LD	Ind	Other
Aveley and Uplands	2024	7,605	26.2	36.9	63.1			
	2023	7,519	23.6	52.7	47.3			
	2022	7,518	23.3	49.4	50.6			
	2021	7,631	22.8	66.3	33.7			
Belhus	2024	7,322	21.8	31.1	68.9			
	2023	7,210	21.9	27.5	48.5		19.0	
	2022	7,180	23.8	51.2	48.8			
	2021	7,310	23.4	44.8	33.7		21.4	
Chadwell St Mary	2024	7,403	21.7	27.9	72.1			
	2023	7,317	23.8	26.9	73.1			
	2022	7,220	26.7	40.2	59.8			
	2021	7,277	27.1	45.4	39.3		15.3	
Chafford and North Stifford	2024	5,645	31.3	34.3	48.7		17.1	
	2023	5,581	27.1	42.3	49.1			8.5
	2021	5,617	26.9	69.1	30.9			
Corringham and Fobbing	2024	4,439	33.3	29.1	24.2		46.7	
	2023	4,391	32.5	39.0	22.8		38.3	
	2021	4,498	32.2	70.3	29.7			
East Tilbury	2024	5,286	24.3	7.6	35.1		57.3	
	2023	5,222	25.2	6.3	18.7		74.9	
	2021	5,293	28.4	42.8	16.7		40.5	
Grays Riverside	2024	8,342	21.9	19.8	64.4		15.8	
	2023	8,206	19.4	24.5	75.5			
	2022	8,075	21.1	28.1	71.9			
	2021	8,368	21.5	35.7	51.3			13.1
Grays Thurrock	2024	6,723	27.9	22.2	77.8			
	2023	6,644	25.5	20.5	68.6			10.9
	2022	6,584	26.0	31.9	68.1			
	2021	6,742	29.5	42.6	57.4			
Little Thurrock Blackshots	2024	5,145	29.4	41.2	48.3		10.5	
	2022	5,118	29.1	61.3	38.7			
	2021	5,187	32.9	54.0	21.6		24.4	
Little Thurrock Rectory	2023	4,539	32.3	39.7	37.6		22.7	
	2022	4,546	30.5	55.7	44.3			
Ockenden	2024	8,478	28.7	46.9	53.1			
	2023	8,333	25.3	48.3	39.9		11.8	
	2022	8,234	23.4	53.8	46.2			
	2021	8,205	26.9	55.2	33.3		11.5	
Orsett	2024	5,055	32.9	39.8	25.7		34.5	
	2022	5,042	30.4	72.8	27.2			
	2021	4,992	36.5	80.6	13.0		6.4	
South Chafford	2024	5,153	26.6	31.6	57.1		11.4	
	2022	5,005	25.4	44.8	55.2			
	2021	5,093	25.3	53.0	47.0			
Stanford East and Corringham Town	2024	6,286	31.3	19.5	39.2		41.3	
	2023	6,317	28.6	31.7	37.2		31.2	
	2022	6,340	28.2	46.4	29.5		24.1	
	2021	6,469	29.4	61.2	21.9		16.9	
Stanford-le-Hope West	2024	5,652	27.1	20.3	36.1		43.6	
	2023	5,537	30.5	30.3	31.6		38.1	
	2021	5,485	28.5	50.4	22.0		23.9	3.7
Stifford Clays	2023	5,006	29.9	31.9	40.9		22.8	4.3
	2022	4,994	28.7	53.0	47.0			
The Homesteads	2024	6,388	32.2	29.0	35.9		36.1	
	2023	6,376	35.0	27.2	24.6		42.6	5.6
	2022	6,371	33.2	65.9	34.1			
	2021	6,475	37.1	59.9	18.7		18.0	3.4
Tilbury Riverside and Thurrock Park	2023	4,826	22.4	13.3	45.0		41.7	
	2022	4,724	27.4	22.5	34.0		43.5	
Tilbury St Chad's	2024	4,445	18.7	19.8	80.2			
	2022	4,308	20.9	24.8	75.2			
	2021	4,415	23.2	18.6	46.2		35.1	
West Thurrock and South Stifford	2024	9,160	22.2	26.1	63.3		10.5	
	2023	8,908	21.2	41.1	58.9			
	2022	8,684	24.7	53.7	46.3			
	2021	8,606	21.4	44.9	55.1			

Trafford

2	8	15	43	2	6	2	6	0	0
▼2		▲2		◆		◆		◆	

Labour retain control - majority: 23 seats

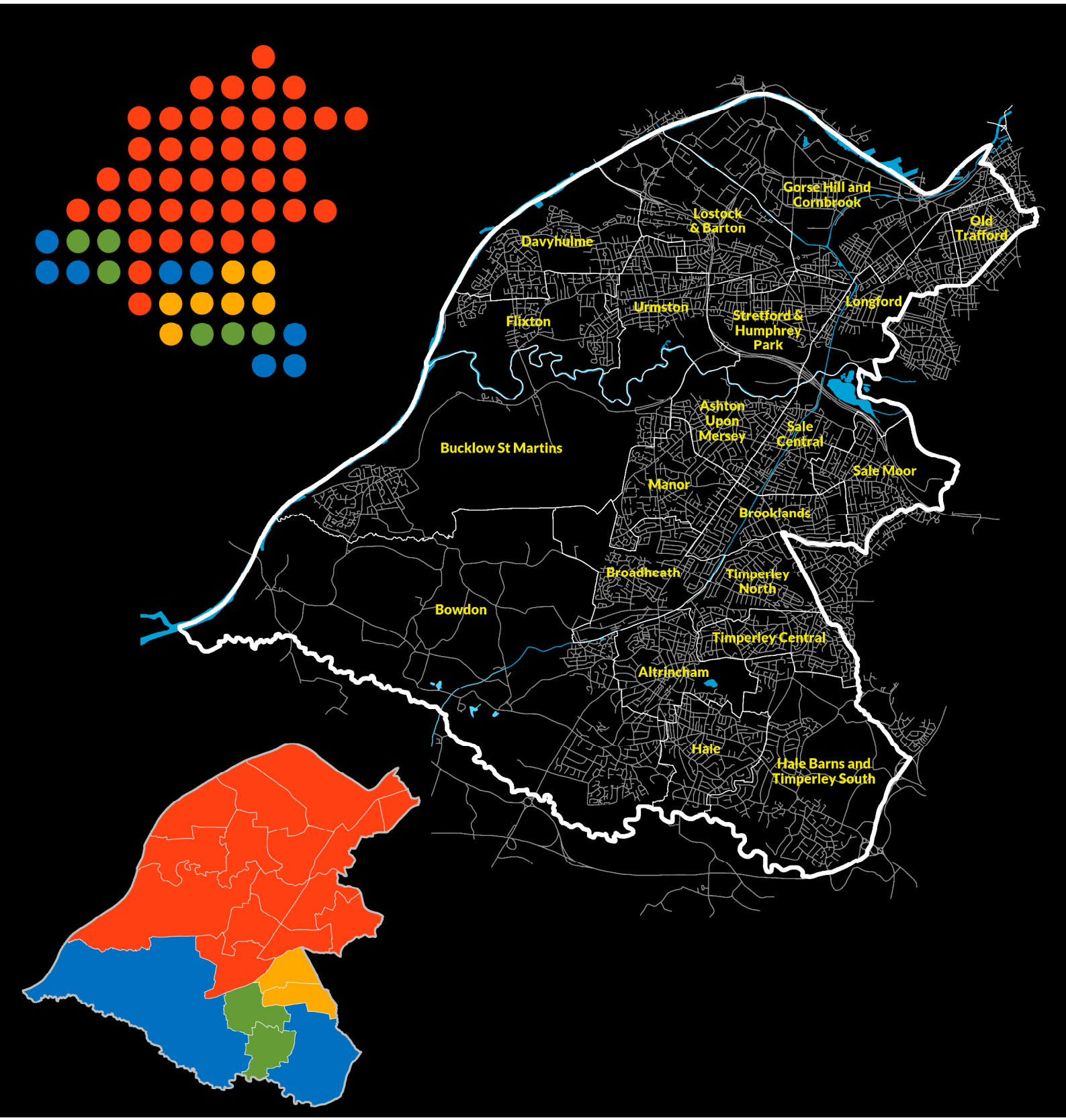

Electoral history of Trafford

	seats	%votes	seats	%votes	seats	%votes	seats	%votes	Total	Majority	
2024	8	25.2	43	41.9	6	11.4	6	21.4	21	23	●
2023	10	27.2	41	42.1	6	12.4	6	18.3	63	19	●
2022	13	31.2	41	44.3	5	10.2	4	14.3	21	19	●
2021	17	34.1	40	44.5	3	8.4	3	13.0	21	17	●
2019	20	29.4	36	41.3	4	10.6	3	18.7	21	9	●
2018	29	36.8	30	47.2	2	7.3	2	8.7	21		
2016	34	39.3	26	40.0	3	9.6	0	11.0	21	5	●
2015	34	43.9	26	39.9	3	6.5	0	9.7	21	5	●
2014	33	38.8	27	38.2	3	7.8	0	15.2	21	3	●
2012	34	39.5	25	41.8	4	9.3	0	9.4	21	5	●
2011	37	42.8	22	39.8	4	9.9	0	7.6	21	11	●
2010	37	39.3	21	32.4	5	23.1	0	5.3	21	11	●
2008	39	48.4	19	26.6	5	17.1	0	7.9	21	15	●
2007	39	47.0	20	28.6	4	15.0	0	9.4	21	15	●
2006	39	48.0	20	30.0	4	12.6	0	9.4	21	15	●
2004	40	44.5	20	28.4	3	22.5	0	4.6	63	17	●
2003	29	45.9	31	35.7	3	13.5	0	5.0	21		
2002	28	45.1	32	41.2	3	12.0	0	1.8	21	1	●
2000	27	51.5	33	37.0	3	11.1	0	0.4	21	3	●
1999	27	45.4	33	41.6	3	12.4	0	0.7	21	3	●
1998	23	44.5	36	44.6	4	9.1	0	1.8	21	9	●
1996	23	41.1	35	43.7	5	14.4	0	0.8	21	7	●
1995	29	38.3	30	46.9	4	13.3	0	1.6	21		
1994	35	38.4	23	40.7	5	20.8	0	0.2	21	7	●
1992	37	53.1	22	30.6	4	15.5	0	0.8	21	11	●
1991	34	47.3	25	36.7	3	14.6	1	1.5	21	5	●
1990	37	43.0	24	41.0	1	8.9	1	7.0	21	11	●
1988	32	47.9	27	37.0	4	14.4	0	0.6	21	1	●
1987	28	47.7	28	30.6	7	21.0	0	0.7	21		
1986	24	38.7	30	38.3	9	22.6	0	0.4	21		
1984	36	42.2	19	35.7	8	20.3	0	1.8	21	9	●
1983	36	45.7	21	31.7	6	22.6	0	0.0	21	9	●
1982	34	46.1	22	27.1	7	26.8	0	0.0	21	5	●
1980	39	41.7	20	40.5	4	17.7	0	0.1	21	15	●
1979	48	45.3	13	32.7	2	22.0	0	0.0	21	35	●
1978	54	58.9	9	28.6	0	12.3	0	0.2	21	45	●
1976	47	58.3	12	26.2	4	14.8	0	0.7	21	31	●
1975	42	54.1	13	23.2	8	22.3	0	0.4	21	21	●
1973	32	44.3	19	31.6	12	21.5	0	2.6	63	1	●

Ward history of Trafford

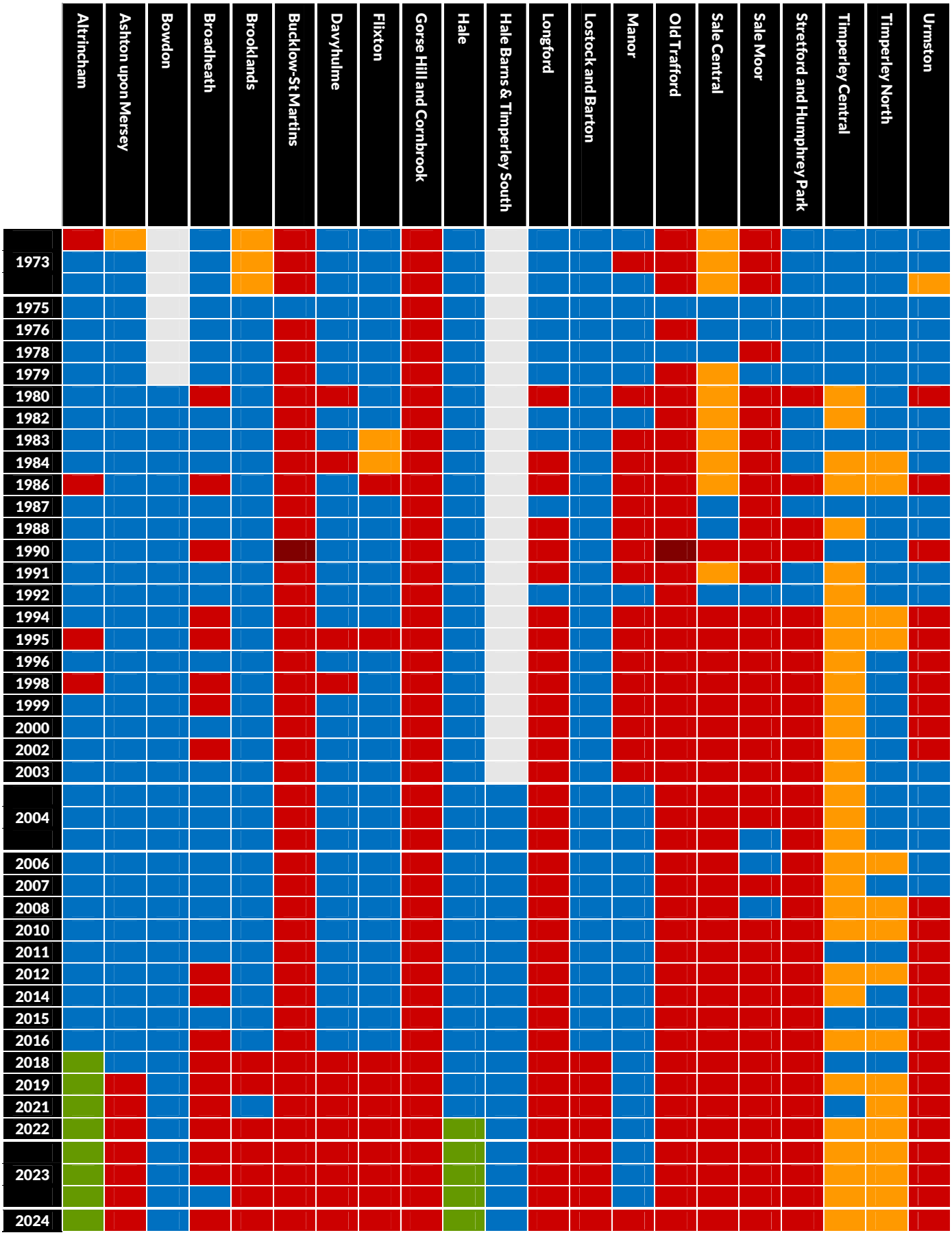

Ward boundaries in Trafford were changed in 2023 resulting in all-out elections that year. As a result, vote share changes are with 2023, not 2021, for this council

Altrincham
Altrincham and Sale West

***Michael J. Welton**	**Grn**	**1,927**	**57.4**	**- 4.9**
Julie B. Ashall	Con	810	24.1	+ 2.0
Will Franks	Lab	518	15.4	+ 3.7
Mario Miniaci	LD	103	3.1	- 0.8

Ashton Upon Mersey
Altrincham and Sale West

***Tony O'Brien**	**Lab**	**1,891**	**54.8**	**+ 0.2**
Amit Narang	Con	927	26.9	- 5.4
Jessica E. Rose	Grn	449	13.0	+ 4.5
Barney Rule	LD	183	5.3	+ 0.7

Bowdon
Altrincham and Sale West

Lisa Hancock	**Con**	**1,719**	**43.0**	**- 4.3**
Bridget M. Green	Grn	1,698	42.5	+ 1.5
Kate Lamerton	Lab	322	8.1	- 0.5
Paul J. Swansborough	Ref	174	4.4	
Ludo Tolhurst-Cleaver	LD	82	2.1	- 0.9

Broadheath
GAIN

Altrincham and Sale West

Ulrich S.B. Savary	**Lab**	**1,716**	**41.3**	**- 1.0**
*Kaushik Chakraborty	Con	1,710	41.2	+ 6.1
Alexander Young	Grn	271	6.5	- 1.4
Andrew Brougham-Holland	Ref	219	5.3	
Christ Marritt	LD	179	4.3	- 1.6
Stephen J. Farndon	Ind	56	1.3	- 3.6

Brooklands
Wythenshawe and Sale East

***Bilal M.Babar**	**Lab**	**1,819**	**47.5**	**+ 1.2**
Christopher J. Halliday	Con	1,184	30.9	- 5.8
Renate Aspden	Grn	354	9.2	0.0
Dan Barker	Ref	255	6.7	
Pauline A. Cliff	LD	218	5.7	- 2.0

Bucklow-St Martin's
Stretford and Urmston

***James A. Wright**	**Lab**	**1,114**	**61.5**	**- 1.3**
Limna Lijo	Con	375	20.7	+ 0.3
Daniel Wadsworth	Grn	129	7.1	- 3.4
Matthew A. Sellard	LD	122	6.7	+ 0.4
Rodrigo Capucho Paulo	Grn	72	4.0	- 6.5

Davyhulme
Stretford and Urmston

***Barry G. Winstanley**	**Lab**	**1,772**	**53.1**	**- 2.7**
Jonathan R. Coupe	Con	918	27.5	+ 3.2
Kevin P. Chatterton	Grn	337	10.1	- 1.3
Gary Regan	Ind	166	5.0	
Tim Kinsella	LD	146	4.4	- 0.3

Flixton
Stretford and Urmston

***Simon G. Thomas**	**Lab**	**1,936**	**56.8**	**- 1.4**
Lijo John	Con	718	21.0	- 3.3
Katrin Cotter	Grn	425	12.5	+ 1.1
Paul Regan	Ind	200	5.9	
Kirsty Cullen	LD	132	3.9	- 2.2

Gorse Hill and Cornbrook
Stretford and Urmston

George Devlin	**Lab**	**1,562**	**60.9**	**- 7.4**
Laura J. Clitheroe	Grn	419	16.3	+ 5.6
Stuart Donnelly	Con	302	11.8	+ 1.7
Hazel Gibb	Ind	184	7.2	+ 0.3
Dawn L. Carberry-Power	LD	96	3.7	- 0.3

Hale
Altrincham and Sale West

***Owain Sutton**	**Grn**	**1,751**	**47.7**	**+ 0.4**
Natalie Shalom	Con	1,351	36.8	- 1.1
Josh Spindler	Lab	436	11.9	+ 1.7
Jason J. Stack	LD	135	3.7	- 1.0

Hale Barns and Timperley South
Altrincham and Sale West

***Michael J. Taylor**	**Con**	**1,385**	**43.0**	**- 7.1**
Marc S. Ramsborrom	LD	1,076	33.4	+ 3.4
Gawain Glenton	Lab	336	10.4	- 3.4
John Ross	Grn	223	6.9	+ 0.8
Andrew Davies	Ref	201	6.2	

Longford
Stretford and Urmston

***David P. Jarman**	**Lab**	**1,678**	**57.6**	**- 11.2**
Margaret E. Westbrook	Grn	645	22.1	+ 7.7
Colin R. Hooley	Con	288	9.9	- 0.5
Anna C. Fryer	LD	214	7.3	+ 0.9
Samuel G. Hogan-Webb	TUSC	88	3.0	

Lostock and Barton
Stretford and Urmston

***Shirley Procter**	**Lab**	**1,638**	**60.9**	**+ 1.4**
Anne Hooley	Con	578	21.5	+ 1.4
Steve Bowater	Grn	342	12.7	+ 3.6
Simon A. Wright	LD	130	4.8	- 0.7

Manor
GAIN

Altrincham and Sale West

Kayleigh M. Glenton	**Lab**	**1,393**	**40.9**	**+ 3.2**
*Rupali Paul	Con	1,363	40.0	- 6.6
James McGlashan	Grn	301	8.8	+ 1.4
Angela O'Neill	Ref	223	6.5	+ 3.0
David J. Kierman	LD	126	3.7	- 1.0

Old Trafford
Stretford and Urmston

***Sophie R. Taylor**	**Lab**	**1,941**	**60.1**	**- 18.6**
Anja J. Moncrieff	Grn	1,011	31.3	+17.8
Diane Coupe	Con	144	4.5	+ 0.2
Andy Hick	LD	133	4.1	+ 0.6

Sale Central
Wythenshawe and Sale East

***Zak C. Deakin**	**Lab**	**2,020**	**60.4**	**+ 2.4**
Mark I. Bancks	Con	713	21.3	+ 1.1
David W. Turner	Grn	318	9.5	- 3.2
Joe Kramer	LD	291	8.7	- 0.4

Sale Moor
Wythenshawe and Sale East

***Olly J. Baskerville**	**Lab**	**1,863**	**58.6**	**+ 0.4**
Sue Carroll	Con	728	22.9	- 0.1
Chris J. Hargreaves	Grn	394	12.4	+ 1.9
James C. Miller	LD	192	6.0	- 2.3

Stretford and Humphrey Park
Stretford and Urmston

***Tom W. Ross**	**Lab**	**2,032**	**60.0**	**- 5.4**
Liz O'Neill	Grn	623	18.4	+12.7
Chris Boyes	Con	572	16.9	+ 0.5
Stephen L. Power	LD	159	4.7	- 10.4

Timperley Central
Altrincham and Sale West

***Simon E. Lepori**	**LD**	**1,808**	**50.0**	**- 5.0**
Harry J. Atack	Con	751	20.8	- 5.0
Mark A. Nesbitt	Lab	623	17.2	+ 3.5
Deborah Rhodes	Ref	245	6.8	
James Brooke-Taylor	Grn	189	5.2	- 0.4

Timperley North
Altrincham and Sale West

***Meena Minnis**	**LD**	**2,329**	**58.5**	**+ 0.5**
Rachel Fell	Lab	754	18.9	+ 4.2
Anand R. Chinthala	Con	638	16.0	- 3.8
Aagash Vadera	Grn	259	6.5	+ 0.5

Urmston
Stretford and Urmston

***Kevin A. Procter**	**Lab**	**1,975**	**57.4**	**- 2.2**
Ali S. Aydogdu	Con	471	13.7	- 8.2
Steven Tennant	Grn	345	10.0	- 1.3
Steve Dillon	Ref	278	8.1	
Andrew Beaumont	Ind	236	6.9	
John R. Franklin-Johnston	LD	135	3.9	- 3.3

Summary of results: Trafford

	Year	Elec	%Poll	Con	Lab	LD	Grn	Ind	Other
Altrincham	2024	7,876	43.0	24.1	15.4	3.1	57.4		
	2023	7,709	41.8	22.1	11.7	3.9	62.3		
	2022	9,057	42.9	24.5	12.1	2.7	60.8		
	2021	9,189	46.8	28.7	13.3	2.2	55.8		
Ashton Upon Mersey	2024	7,631	45.8	26.9	54.8	5.3	13.0		
	2023	7,536	46.4	32.3	54.6	4.6	8.5		
	2022	7,633	48.5	38.1	50.0	4.0	7.9		
	2021	7,699	53.5	42.0	47.3	3.0	7.7		
Bowdon	2024	8,361	47.9	43.0	8.1	2.1	42.5		4.4
	2023	8,396	45.9	47.3	8.6	3.0	41.0		
	2022	7,274	43.1	52.1	14.4	7.0	26.4		
	2021	7,316	46.4	53.4	19.8	6.7	20.1		
Broadheath	2024	8,787	47.4	41.2	41.3	4.3	6.5	1.3	5.3
	2023	8,771	44.7	35.1	42.3	5.9	7.9	4.9	3.9
	2022	10,073	41.9	39.2	45.0	6.3	6.2	3.3	
	2021	10,149	45.8	36.9	48.9	4.7	6.9	2.6	
Brooklands	2024	7,738	49.7	30.9	47.5	5.7	9.2		6.7
	2023	7,678	51.2	36.7	46.3	7.7	9.2		
	2022	7,717	50.7	38.5	50.0	5.2	6.3		
	2021	7,831	54.3	44.8	44.3	4.9	6.0		
Bucklow-St Martins	2024	7,484	24.8	20.7	61.5	6.7	11.1		
	2023	7,268	24.5	20.4	62.8	6.3	10.5		
	2022	7,178	27.0	23.0	66.7	4.5	5.8		
	2021	7,213	29.1	28.4	60.3	4.2	7.1		
Davyhulme	2024	8,823	38.0	27.5	53.1	4.4	10.1	5.0	
	2023	8,813	38.1	27.1	55.8	4.7	8.3		4.2
Davyhulme West	2022	7,668	41.9	34.2	55.7	4.3	5.8		
	2021	7,745	44.8	40.0	53.4	2.4	4.2		
Flixton	2024	8,564	40.2	21.0	56.8	3.9	12.5	5.9	
	2023	8,532	38.4	24.3	58.2	6.1	11.4		
	2022	8,266	43.8	29.2	59.7	3.2	7.9		
	2021	8,393	48.8	21.2	53.1	4.3	9.6		1.8
Gorse Hill and Cornbrook	2024	8,531	30.4	11.8	60.9	3.7	16.3	7.2	
	2023	8,266	27.2	10.1	68.3	4.0	10.7	6.9	
Gorse Hill	2022	8,733	31.7	15.4	63.6	4.8	9.7	6.4	
	2021	8,666	34.7	17.2	71.0	4.7	7.1		
Hale	2024	7,814	47.4	36.8	11.9	3.7	47.7		
Hale Central	2023	7,707	45.6	37.9	10.2	4.7	47.3		
	2022	7,429	48.0	35.3	9.1	5.6	50.0		
	2021	7,495	53.1	37.9	10.5	18.6	33.0		
Hale Barns and Timperley South	2024	7,521	43.0	43.0	10.4	33.4	6.9		6.2
	2023	7,521	40.4	50.1	13.8	30.0	6.1		
Hale Barns	2022	7,421	38.4	59.1	23.2	9.0	8.7		
	2021	7,503	43.5	61.8	20.7	7.1	10.4		
Longford	2024	7,941	37.0	9.9	57.6	7.3	22.1		3.0
	2023	7,755	36.1	10.4	68.8	6.4	14.4		
	2022	9,466	36.7	13.0	67.6	6.5	12.8		
	2021	9,472	41.3	11.4	64.9	10.2	13.6		
Lostock and Barton	2024	8,104	33.6	21.5	60.9	4.8	12.7		
	2023	8,094	32.5	20.1	59.5	5.5	9.1		5.7
Davyhulme East	2022	7,603	42.1	35.6	54.4	4.3	5.7		
	2021	7,703	47.5	40.4	51.9	2.9	4.7		
Manor	2024	8,458	40.4	40.0	40.9	3.7	8.8		6.5
	2023	8,370	37.8	46.6	37.7	4.7	7.4		3.5
St Mary's	2022	8,607	36.9	47.8	36.4	5.8	5.9		4.0
	2021	8,671	42.0	48.2	36.7	4.8	6.5		3.7

	Year	Elec	%Poll	Con	Lab	LD	Grn	Ind	Other
Old Trafford	2024	8,520	38.7	4.5	60.1	4.1	31.3		
	2023	8,341	35.4	4.3	78.7	3.5	13.5		
Clifford	2022	9,144	31.7	5.4	79.4	3.0	12.3		
	2021	9,053	38.8	7.3	76.2	3.0	13.5		
Sale Central	2024	7,530	44.8	21.3	60.4	8.7	9.5		
	2023	7,491	42.1	20.2	58.0	9.1	12.7		
Priory	2022	8,123	42.8	23.8	60.0	6.4	9.8		
	2021	8,121	49.0	28.0	54.4	4.6	11.8		1.1
Sale Moor	2024	8,198	39.2	22.9	58.6	6.0	12.4		
	2023	8,165	37.6	23.0	58.2	8.3	10.5		
	2022	7,606	37.1	29.6	56.2	4.8	9.4		
	2021	7,635	41.9	30.5	57.0	4.0	8.4		
Stretford and Humphrey Park	2024	8,774	39.2	16.9	60.0	4.7	18.4		
	2023	8,623	35.7	16.4	65.4	15.1	5.7		
Stretford	2022	7,882	36.0	15.2	71.2	3.7	9.9		
	2021	7,974	40.6	19.5	67.2	2.2	11.1		
Timperley Central	2024	8,463	43.0	20.8	17.2	50.0	5.2		6.8
	2023	8,409	43.5	25.8	13.7	55.0	5.6		
Village	2022	7,914	42.3	28.1	15.3	52.9	3.7		
	2021	7,972	42.7	38.1	26.6	30.3	5.0		
Timperley North	2024	8,658	46.4	16.0	18.9	58.5	6.5		
	2023	8,646	46.8	19.8	14.7	58.0	6.0	1.5	
Timperley	2022	8,285	51.3	33.3	10.3	51.5	4.8		
	2021	8,353	52.9	34.8	18.2	40.2	6.8		
Urmston	2024	8,543	40.5	13.7	57.4	3.9	10.0	6.9	8.1
	2023	8,507	38.8	21.9	59.6	7.2	11.3		
	2022	8,439	40.8	26.1	59.7	5.6	8.5		
	2021	8,496	44.9	29.1	58.5	3.9	8.6		

Tunbridge Wells boundary and council size changes

▼4	7	▼3	5	▲5	22	◆	0	◆	1	▼3	4

Liberal Democrats gain from no overall control - majority: 5 seats

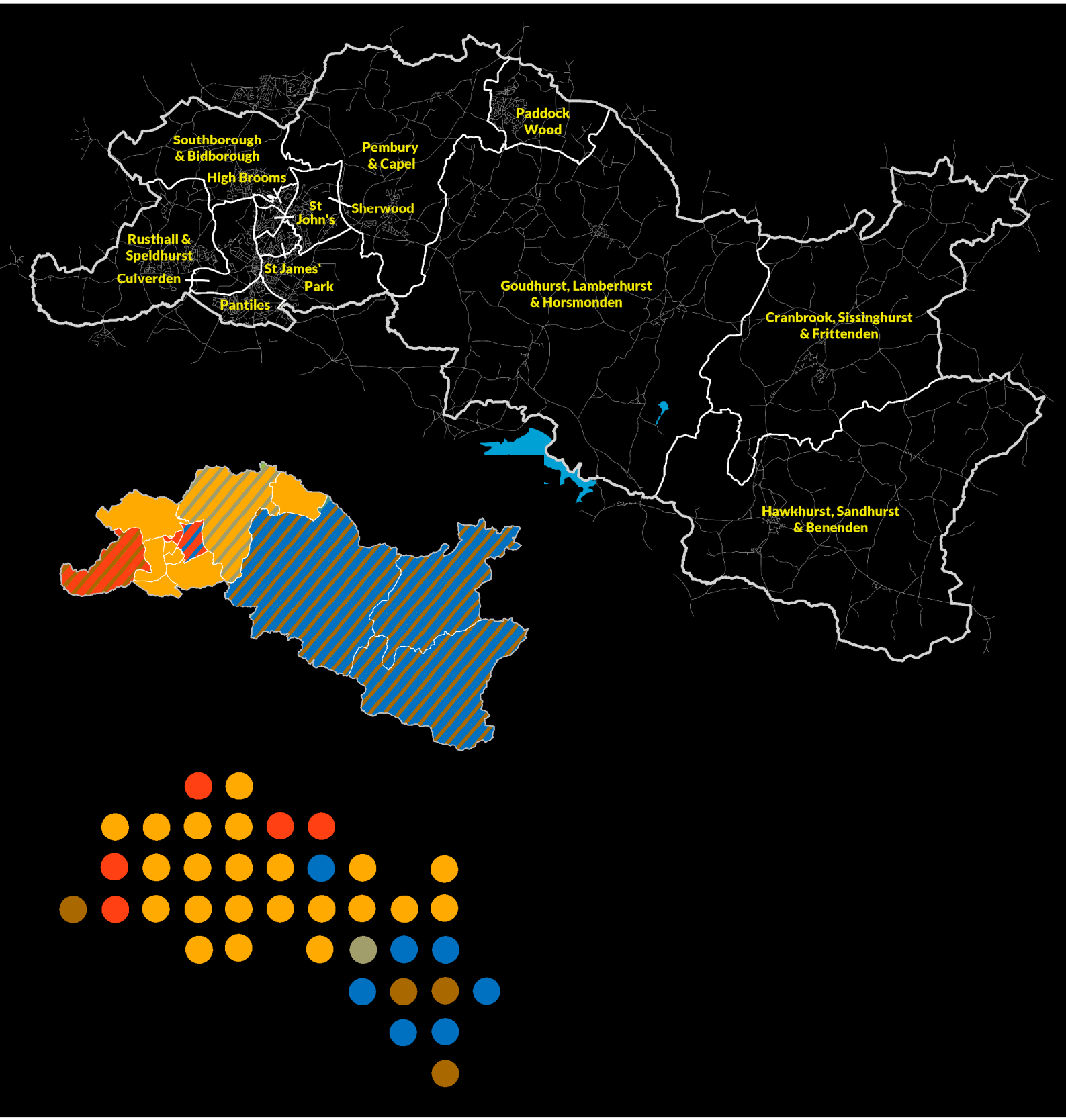

Electoral history of Tunbridge Wells

	seats	%votes	seats	%votes	seats	%votes	seats	%votes	Total	Majority
2024	7		5		22		5		39	5
2023	11	29.4	8	16.3	17	25.3	12	29.0	16	
2022	14	32.1	7	19.6	16	22.4	11	21.5	16	
2021	23	36.9	5	16.7	13	26.7	7	19.7	16	
2019	28	29.1	4	13.0	9	28.1	7	29.8	16	8
2018	41	42.4	2	21.5	4	22.8	1	13.3	16	34
2016	42	47.7	2	17.7	3	17.7	0	16.9	16	37
2015	42	51.3	2	15.4	3	14.0	1	19.3	16	37
2014	38	45.6	3	13.4	3	14.2	4	26.8	15	28
2012	37	48.2	2	18.2	5	14.7	4	19.0	18	26
2011	39	56.4	1	7.0	6	35.5	2	1.2	16	30
2010	42	54.1	0	6.3	6	34.9	0	4.7	16	37
2008	44	56.8	0	4.8	4	26.7	0	11.8	16	40
2007	42	57.2	0	5.9	6	27.9	0	9.0	16	36
2006	38	58.9	1	5.6	9	31.6	0	3.9	16	28
2004	35	52.8	1	7.9	12	33.1	0	6.2	16	22
2003	33	52.2	3	9.6	12	32.4	0	5.8	16	18
2002	34	50.3	3	10.8	11	33.3	0	5.6	48	20
2000	31	56.4	5	7.0	11	35.5	1	1.2	16	14
1999	28	49.2	7	13.2	12	36.3	1	1.3	16	8
1998	27	49.8	7	14.1	12	30.9	2	5.2	16	6
1996	14	41.6	6	15.7	27	41.2	1	1.5	16	6
1995	19	31.7	5	19.6	23	42.6	1	6.2	16	
1994	24	34.3	3	18.2	20	46.1	1	1.4	16	
1992	30	53.0	3	11.2	14	34.7	1	1.0	16	12
1991	37	41.4	5	17.6	15	35.7	1	5.2	16	16
1990	31	37.8	4	27.4	12	31.5	1	3.3	16	4
1988	36	50.1	1	14.0	10	33.3	1	2.6	16	24
1987	34	51.2	2	9.5	11	38.7	1	0.7	16	20
1986	36	46.5	1	13.1	10	39.8	1	0.6	16	24
1984	40	52.2	1	14.6	5	32.5	2	0.7	16	32
1983	43	53.2	1	15.6	3	27.0	1	4.2	16	38
1982	41	51.7	2	12.9	1	34.4	4	1.1	16	34
1980	40	58.6	2	22.7	1	18.7	5	0.0	16	32
1979	39	60.3	2	30.7	0	5.3	7	3.7	16	30
1978	39	62.0	3	24.9	0	8.0	6	5.1	16	30
1976	38	55.7	4	20.2	0	8.7	6	15.4	48	28
1973	30	47.5	7	24.0	2	14.4	8	14.0	47	13

Ward history of Tunbridge Wells

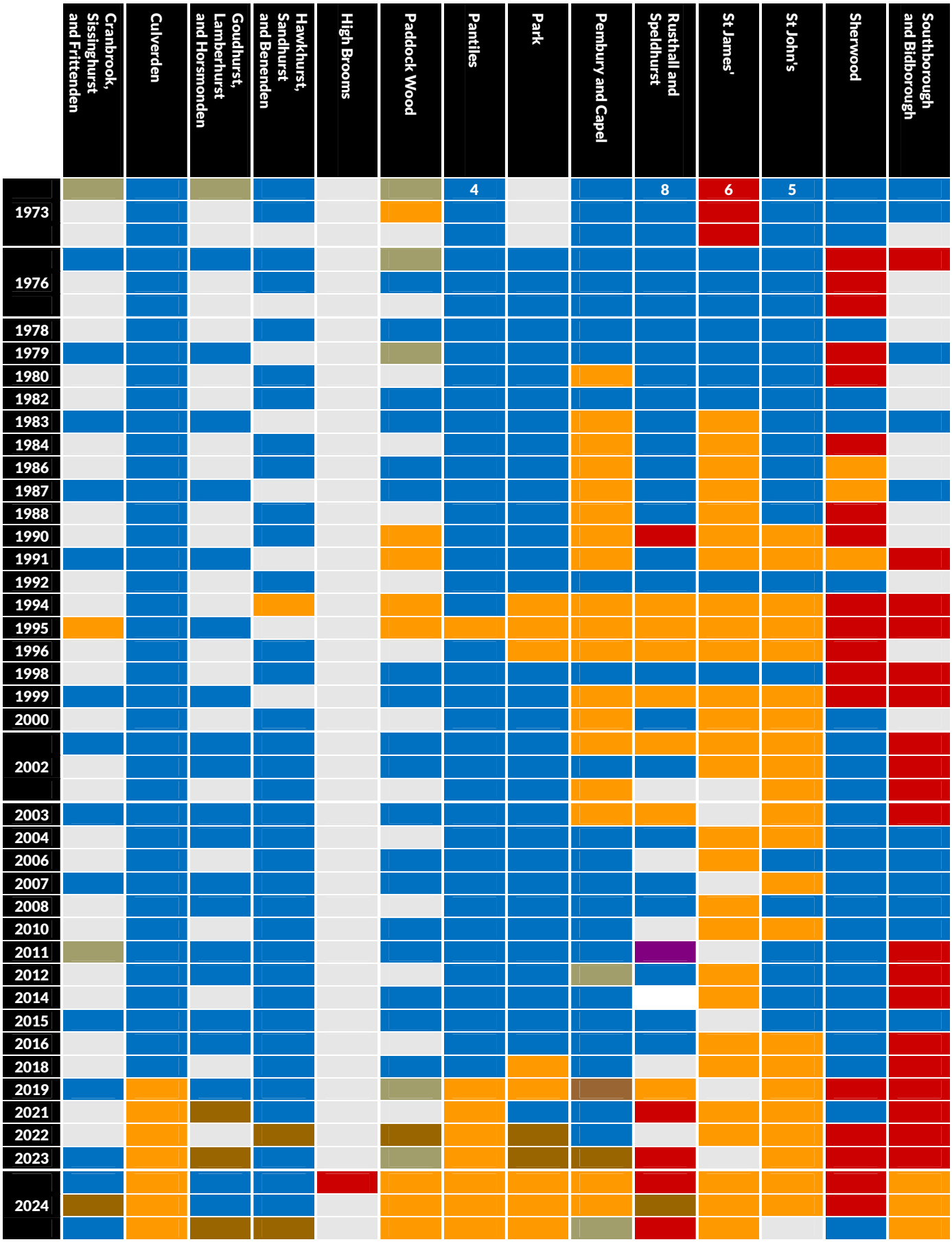

Cranbrook, Sissinghurst & Frittenden
Weald of Kent

Andy Fairweather	**Con**	**917**	**36.5**
***Nancy E. Warne**	**All**	**843**	**33.6**
David Somers	**Con**	**640**	**25.5**
John Austen	Con	547	21.8
John A. Hurst	Grn	360	14.3
Joel M. Turner	Lab	275	10.9
James R. Cole	LD	197	7.8
Sally K. Moesgaard-Kjeldsen	LD	197	7.8
Chris Hoare	Ind	155	6.2
Brian J. Guinnessy	LD	139	5.5

Antededent: Frittenden and Sissinghurst

Culverden
Tunbridge Wells

Justine V. Rutland	**LD**	**1,184**	**45.7**
***Martin Brice**	**LD**	**1,128**	**43.5**
***David Osborne**	**LD**	**1,070**	**41.3**
Robert G.A. Dunn	Con	713	27.5
David A. Scott	Con	653	25.2
Victoria L. White	Con	620	23.9
Victoria M. Moll	Grn	337	13.0
Martin R. Betts	Lab	330	12.7
Gregory J. Holder	Lab	267	10.3
Samuel D.M. Walmsley	Ind	166	6.4

Antededent: Culverden

Goudhurst, Lamberhurst and Horsmonden
Tunbridge Wells

Lynne M. Darrah	**Con**	**1,034**	**36.1**
Thomas N.W. Mobbs	**Con**	**904**	**31.5**
David Knight	**All**	**887**	**30.9**
Jill E. Andrew	Con	863	30.1
Alisa V. Webster	All	786	27.4
Jennifer A. Fox	Grn	532	18.6
Geoffrey S.J. Mason	Grn	439	15.3
Quentin Rappoport	LD	367	12.8
Gillian Douglass	LD	356	12.4
Paul A. Glazier	Ind	331	11.5
Helen C. Yeo	Grn	329	11.5
Kevin A. Kerrigan	Lab	300	10.5
Michael L. Gill	LD	275	9.6
Andrew T. Scott	Lab	254	8.9

Antededent: Goudhurst and Lamberhurst

High Brooms
Tunbridge Wells

Dianne Hill	**Lab**	**427**	**55.9**
Steven M. Humphreys	LD	130	17.0
Frederick G.E. Mobbs	Con	82	10.7
Eric R. Williams	Ref	61	8.5
Paul J.K. Froome	Grn	47	6.2
David J. Kain	Ind	17	2.2

Antededent: No preceden

Hawkhurst, Sandhurst & Benenden
23% Tunbridge Wells, 77% Weald of Kent

Tom Dawlings	**Con**	**903**	**33.0**
Beverley Palmer	**Con**	**846**	**30.9**
Ellen M. Neville	**All**	**809**	**29.6**
Clare L. Escombe	All	748	27.3
Martin A. Taylor Smith	Con	745	27.2
Mia E. Dahl	Lab	309	11.3
Debs Keetch	Grn	281	10.3
Hazel W. Strouts	LD	267	9.8
Simon J. Hilton	Ref	248	9.1
Andrew J. Dawson	LD	228	8.3
Vivian A. Widgery	LD	123	4.5
Angie Ward	Ind	84	3.1
Danny G. Littlechild	Ind	82	3.0

Antededent: Hawkhurst and Sandhurst

Paddock Wood
Tunbridge Wells

Mark Munday	**LD**	**872**	**33.7**
Donald W. Kent	**LD**	**850**	**32.9**
Adrian Pitts	**LD**	**849**	**32.8**
Rosalynne M. Tucker	Con	777	30.0
Rodney J. Atkins	Ind	670	25.9
Nicholas Maari	Con	609	23.5
John C.E. Hall	Con	550	21.3
Begnat Robichaud	Ind	370	14.3
Trevor T. Bisdee	Grn	340	13.1
Isobel C. Kerrigan	Lab	224	8.7

Antededent: Paddock Wood East

Pantiles
Tunbridge Wells

Jamie S. Johnson	**LD**	**1,185**	**42.7**
Christopher J. Hall	**LD**	**1,179**	**42.5**
Pamela J. Wilkinson	**LD**	**1,011**	**36.4**
James C.D. Allen	Con	685	24.7
Zoe E. Dommett	Con	670	24.2
David M. Evans	Con	637	23.0
Penelope J. Peerless	Grn	334	12.0
Alan J. Bullion	Lab	333	12.0
Michael D. Calvert	Grn	265	9.6
Katherine M. Sergeant	Grn	240	8.7
John R. Spence	Ref	209	7.5
Penny Kitt	Ind	180	6.5
Dino Myers-Lamptey	Ind	146	5.3

Antededent: Pantiles and St Mark's

Park
Tunbridge Wells

Matthew Lowe	**LD**	**1,240**	**33.9**
Corinna M.C. Keefe	**LD**	**1,076**	**29.4**
Tara M.W. Matthews	**LD**	**1,009**	**27.6**
Nicholas J.O. Pope	TWA	864	23.6
Robert Atwood	Con	747	20.4
Andrew G. Hobart	Con	712	19.4
Sedat Zorba	Con	689	18.8
Alasdair J.M. Fraser	Grn	434	11.9
Sue Pound	Lab	339	9.3
Jack J.M. Faulkner	Lab	309	8.4
Mike Jerrom	Ref	216	5.9

Antededent: Park

Pembury and Capel
Tunbridge Wells

Huigh D. Patterson	**LD**	**1,099**	**37.7**
Astra M. Birch	**LD**	**1,032**	**35.4**
David D. Hayward	**Ind**	**989**	**34.0**
Colin M. Sefton	LD	888	30.5
Suzanne Wakeman	Ind	807	27.7
Paul Barrington-King	Con	797	27.4
Paul Roberts	Con	554	19.0
Vivek Gautam	Con	446	15.3
Evelien Hurst-Buist	Grn	226	7.8
Anne P. Musker	Lab	183	6.3

Antededent: Pembury

Rusthall and Speldhurst
Tunbridge Wells

Jayne Sharratt	**Lab**	**1,004**	**26.9**
Matthew Sankey	**All**	**975**	**26.2**
Alex Britcher-Allan	**Lab**	**886**	**23.8**
Paul Curry	All	828	22.2
Rebecca Leach	LD	760	20.4
Dean M. Franklin	LD	727	19.5
John J. Moreland	LD	697	18.7
Philip Wheeler	Lab	687	18.4
Harry Allen	Con	662	17.8
Aaron J. Brand	Con	612	16.4
James McInroy	Con	597	16.0
Steph Gandon	Grn	274	7.3
Michael Hardy	Ref	172	4.6
Graham W. Withers	Ind	170	4.6

Antededent: Rusthall

St James'
Tunbridge Wells

Ben Chapelard	**LD**	**1,427**	**53.2**
Robert L. Wormington	**LD**	**1,024**	**38.2**
Courtney L. Souper	**LD**	**957**	**35.7**
Maria Gavin	Grn	423	15.8
Darren B. Moore	Lab	408	15.2
Kit Hawes-Webb	All	370	13.8
Christopher Stevenson	Lab	357	13.3
Misha Mitchem	Con	255	9.5
Christopher Woodward	Con	246	9.2
Jamie F. Tucker	Con	243	9.1
Colin Nicholson	Ind	128	4.8
Liberty I.J. Richardson	Ind	117	4.4

Antededent: St James'

St John's
Tunbridge Wells

Peter Lidstone	**LD**	**855**	**51.1**
Matthew R. Fox	**LD**	**810**	**48.4**
Dariel E. Francis	Lab	446	26.7
Maura E. Faulkner	Lab	419	25.1
Alex Lewis-Grey	Con	221	13.2
Beckie Winter	Con	194	11.6
Adrian M. Thorne	Grn	124	7.4
Francesco A. Colangelo	Ind	99	5.9
Mark R. Nicholson	Ind	53	3.2

Antededent: St John's

Sherwood

Tunbridge Wells

Hugo Pound	**Lab**	**721**	**36.5**
Victoria Taylor Jones	**Lab**	**692**	**35.0**
Christian R. Atwood	**Con**	**681**	**34.5**
Lynne M. Weatherly	Con	671	34.0
Shadi Rogers	Lab	661	33.5
Richard J. Harrington	Con	647	32.8
Sue Lovell	Grn	225	11.4
William M.C. Healing	LD	213	10.7
Joseph W.M. Dore	Ind	200	10.1
Marguerita Morton	LD	188	9.5
Yvonne N. Raptis	LD	175	8.9

Antededent: Sherwood

Southborough and Bidborough

Tunbridge Wells

Mark Ellis	**LD**	**1,059**	**31.7**
Brendon M. Le Page	**LD**	**1,037**	**31.1**
Joe Opara	**LD**	**917**	**27.5**
Penelope H. Breedon	Lab	800	24.0
Sarah V. Bridges	Con	795	23.8
Peter J. Oakford	Con	792	23.7
Alexander Puffette	Con	717	21.5
John W. Francis	Lab	708	21.2
Alain M.B. Lewis	Lab	683	20.5
Lorenzo Colangelo	Ind	347	10.4
Mark McBennett	Grn	275	8.2
Jonathan Farina	All	213	6.4

Antededent: Southborough and High Brooms

Summary of results: Tunbridge Wells

	Year	Elec	%Poll	Con	Lab	LD	Grn	Ind	Other
Cranbrook, Sissinghurst and Frittenden	2024	5,552	31.3	13.7	57.4	3.9	10.0	6.9	8.1
Frittenden and Sissinghurst	2023	1,805	35.7	67.0		11.7	12.8		8.4
Culverden	2024	6,182	37.6	26.1	12.1	43.4	12.3	6.1	
	2023	6,173	34.9	27.1	9.8	51.5	11.6		
	2022	6,177	39.2	30.4	11.5	54.6			3.5
	2021	6,181	41.0	33.0	13.3	53.7			
Goudhurst, Lamberhurst and Horsmonden	2024	7,828	35.1	30.0	8.7	10.6	15.4	9.6	25.7
Goudhurst and Lamberhurst	2023	3,533	35.5	23.3	5.8	7.7	21.7		41.6
	2021	3,566	45.1	38.2	8.3	6.1	7.4		40.0
Hawkhurst, Sandhurst and Benenden	2024	6,497	34.0	31.1	10.7	9.2	9.7	2.9	36.4
Hawkhurst and Sandhurst	2023	4,954	33.6	48.1	9.6	13.8	6.0		22.5
	2022	5,253	36.7	41.4	10.5				48.1
	2021	4,908	38.6	58.2	8.4	5.2	6.9		21.3
High Brooms	2024	2,362	32.4	10.7	55.9	17.0	6.2	2.2	8.0
Paddock Wood	2024	6,560	34.4	27.0	7.8	30.2	11.8	23.2	
Paddock Wood East	2023	3,360	32.5	28.4	9.9	4.0	5.3	35.9	16.4
	2022	3,237	37.2	32.5	14.5		5.0		48.0
Pantiles	2024	6,859	36.9	23.4	11.4	40.5	11.4	6.2	7.1
Pantiles and St Mark's	2023	5,327	43.8	32.8	6.8	54.0	6.4		
	2022	5,253	45.3	30.1	5.5	58.4	5.6		0.5
	2021	5,231	50.3	36.1	7.0	48.1	8.7		
Park	2024	6,616	42.2	19.5	8.8	32.3	11.3	22.5	5.6
	2023	5,890	38.3	27.5	11.8	14.8	7.2		38.7
	2022	5,830	41.9	32.5	12.6	17.9			37.0
	2021	5,820	43.0	35.7	13.4	16.7	8.8		25.4
Pembury and Capel	2024	6,513	41.5	24.2	5.6	33.4	6.9	30.0	
Pembury	2023	4,388	41.0	29.4	6.4	6.8	6.1		51.3
	2022	4,381	40.0	46.1	11.1				42.8
	2021	4,446	44.3	46.2	10.6	8.8			34.4
Rusthall and Speldhurst	2024	7,349	44.3	16.5	25.0	18.9	6.8	4.2	28.6
Rusthall	2023	3,572	42.6	17.6	41.5	35.3	5.7		
	2021	3,672	43.9	28.4	35.7	27.2	8.8		
St James'	2024	6,050	35.8	8.5	13.6	47.4	14.0	4.3	12.3
	2022	4,364	36.2	14.6	13.8	62.8	8.8		
	2021	4,362	41.5	16.5	14.5	69.0			
St John's	2024	4,209	40.4	13.6	27.5	52.7		6.1	
	2023	5,202	41.1	15.1	31.5	47.9	5.4		
	2022	5,164	42.7	17.5	41.1	41.3			
	2021	5,227	44.7	25.2	25.6	49.2			
Sherwood	2024	6,345	29.1	33.4	35.3	10.4	11.0	9.8	
	2023	5,756	30.1	31.6	37.3	13.6	5.2		12.2
	2022	5,650	31.1	46.6	53.4				
	2021	5,650	38.5	50.7	38.2	11.1			
Southborough and Bidborough	2024	7,330	40.7	22.8	22.9	30.4	7.9	9.9	6.1
Southborough and High Brooms	2023	5,488	31.8	17.6	53.8	9.5	9.3		9.7
	2022	5,468	31.5	25.5	60.3				
	2021	5,523	36.1	29.3	52.5	8.2	7.6	2.4	

Wakefield

0 ▼8	3	20 ▲8	57	1 ◆	3	0 ◆	0	0 ◆	0

Labour retain control - majority: 51 seats

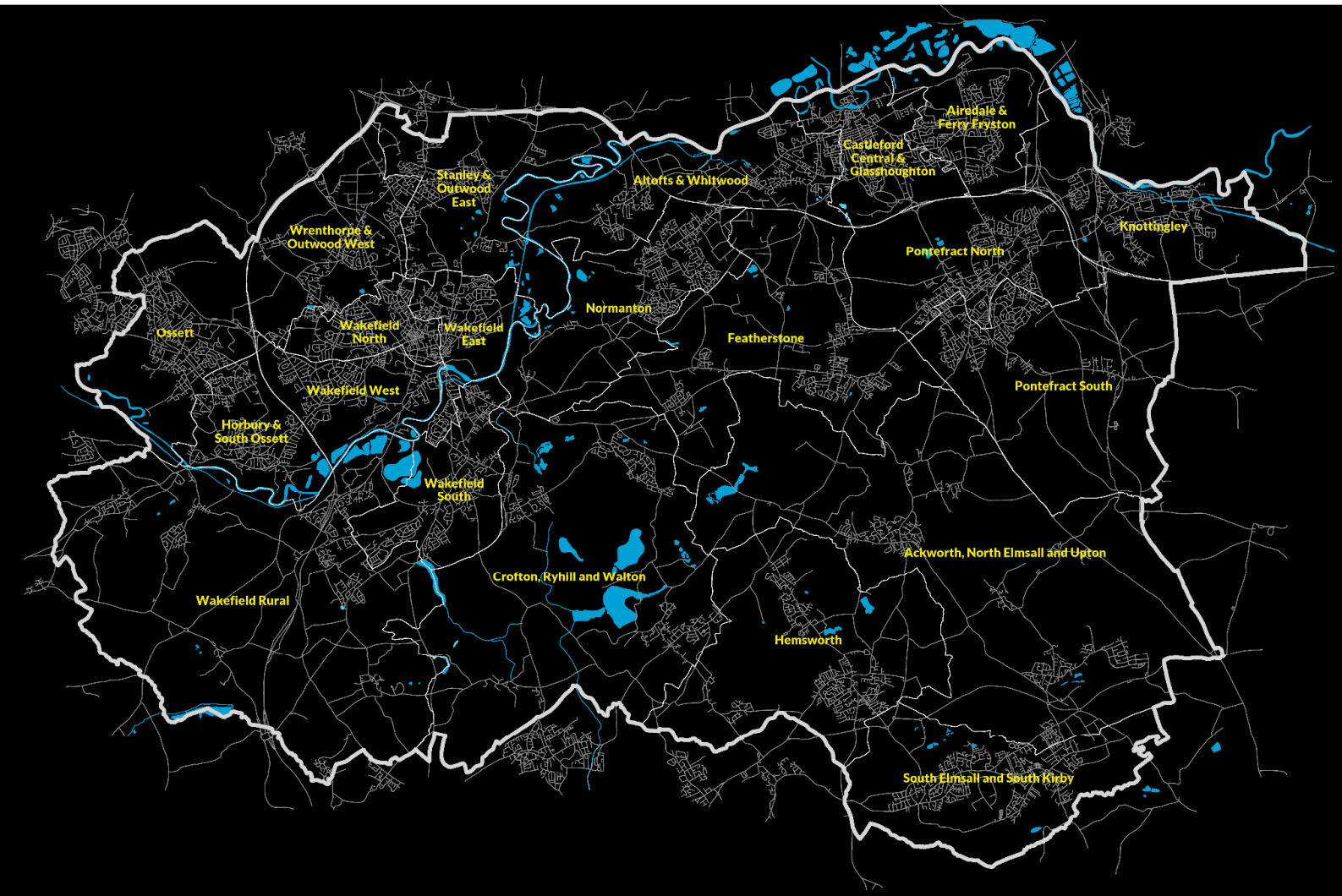

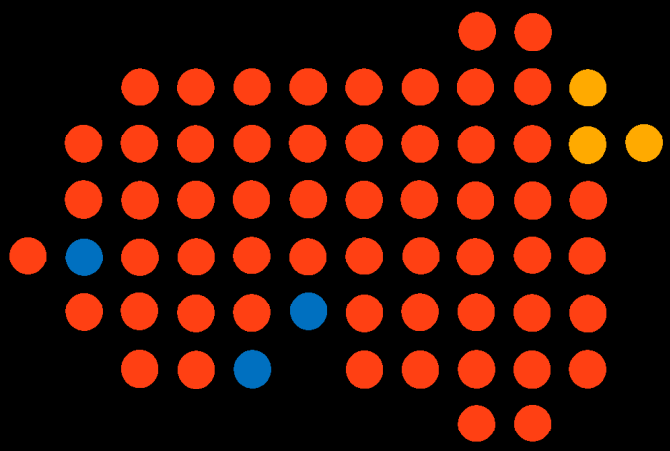

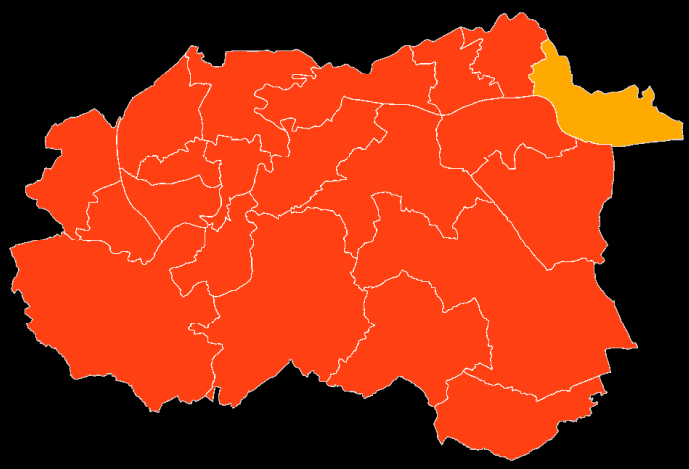

Electoral history of Wakefield

	seats	%votes	seats	%votes	seats	%votes	seats	%votes	Total	Majority
2024	3	18.5	57	54.1	3	3.7	0	24.2	21	51
2023	11	21.7	49	52.7	3	5.1	0	20.5	21	37
2022	15	27.8	43	51.2	3	5.4	2	15.5	21	23
2021	17	38.5	42	44.3	2	3.1	2	14.2	21	21
2019	11	25.1	49	43.3	1	9.2	2	22.4	21	35
2018	11	34.9	52	50.6	0	4.9	0	9.5	21	41
2016	7	23.3	56	53.4	0	3.5	3	19.8	21	46
2015	6	26.6	54	49.0	0	2.0	3	22.4	21	45
2014	6	22.0	54	47.6	0	2.5	3	27.0	21	45
2012	11	23.6	52	56.2	0	3.3	0	16.9	21	41
2011	21	30.0	39	56.1	0	5.0	3	8.8	21	15
2010	24	28.4	33	42.9	1	12.2	5	16.5	21	3
2008	23	34.8	32	34.5	2	9.0	6	21.7	21	1
2007	16	30.0	40	39.0	3	10.1	4	20.8	21	17
2006	14	29.1	41	41.7	3	9.4	5	19.9	21	19
2004	11	25.0	43	38.7	3	9.7	6	26.6	63	23
2003	7	25.3	50	46.1	3	11.2	3	17.4	21	37
2002	5	23.7	54	53.6	2	11.9	2	10.9	21	45
2000	6	32.0	55	51.2	1	10.3	1	6.5	21	47
1999	3	239	57	62.9	0	9.6	3	3.7	21	51
1998	2	25.1	60	61.6	0	8.2	1	5.1	21	57
1996	4	16.8	58	75.2	0	5.7	1	2.2	21	53
1995	4	13.3	58	74.8	0	6.6	1	5.3	21	53
1994	5	17.9	56	73.7	0	5.9	2	2.5	21	49
1992	6	31.6	55	56.0	0	7.0	2	5.4	21	47
1991	3	26.0	59	64.9	0	2.1	1	7.0	21	55
1990	3	23.5	58	67.9	1	4.1	1	4.5	21	53
1988	3	23.8	57	65.5	2	6.2	1	4.5	21	51
1987	3	17.2	56	56.7	3	20.7	1	5.5	21	49
1986	4	20.5	56	64.5	3	13.2	0	1.8	21	49
1984	4	21.6	54	61.1	4	14.7	1	2.6	21	45
1983	6	22.5	51	53.8	4	19.6	2	4.1	21	39
1982	6	19.7	49	45.8	6	26.5	2	7.9	63	35
1980	9	23.8	49	59.0	1	6.4	7	10.8	22	32
1979	16	30.8	44	50.5	0	4.7	6	14.0	22	22
1978	20	37.1	37	51.8	0	0.7	9	10.3	22	8
1976	15	37.6	42	46.6	0	2.2	9	13.6	22	18
1975	11	32.5	48	38.4	0	3.5	7	25.6	22	30
1973	6	27.5	58	52.1	0	2.8	2	17.6	66	50

Ward history of Wakefield

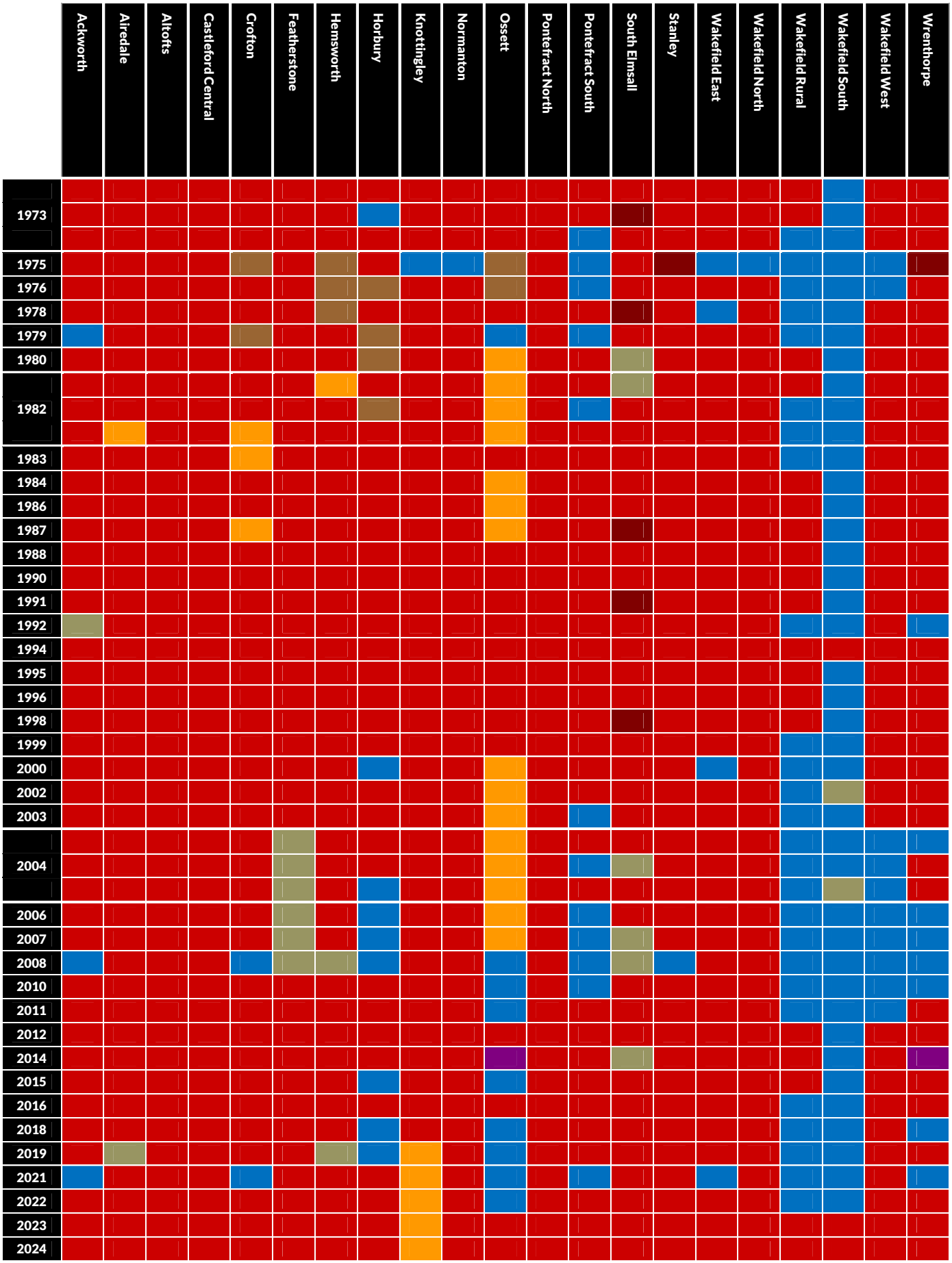

Ackworth, North Elmsall & Upton

GAIN

Normanton and Hemsworth

Martin P. Roberts	**Lab**	**1,719**	**57.4**	**+22.2**
Jody P. Gabriel	Grn	663	22.2	+15.5
Dylan Nykamp	Con	611	20.4	- 16.2

Airedale and Ferry Fryston

Pontefract, Castleford and Knottingley

***Jackie Ferguson**	**Lab**	**1,135**	**51.1**	**+ 8.4**
Neil O. Kennedy	Ind	800	36.0	+17.3
Eamonn M. Mullins	Con	171	7.7	- 12.6
John P. Ingham	Grn	115	5.2	0.0

Altofts and Whitwood

Pontefract, Castleford and Knottingley

***Josie Pritchard**	**Lab**	**1,684**	**52.7**	**+ 5.2**
John Thomas	Ind	828	25.9	
Peter S. Forster	Con	451	14.1	- 24.0
Krys Tal Holmes	Grn	233	7.3	+ 0.2

Castleford Central and Glasshoughton

Pontefract, Castleford and Knottingley

***Richard A. Forster**	**Lab**	**1,713**	**64.1**	**+ 1.7**
Paul Phelps	Yorks	558	20.9	+ 9.3
Joanne Smart	Con	242	9.1	- 11.7
Stephen J. Brennan	Grn	158	5.9	+ 1.7

Crofton, Ryhill and Walton

GAIN

Normanton and Hemsworth

Faith Heptinsall	**Lab**	**1,918**	**58.2**	**+14.5**
Elizabeth D. Cowton	Con	971	29.5	- 16.0
Garry Newby	Grn	406	12.3	+ 1.4

Featherstone

Normanton and Hemsworth

***Maureen Tennant-King**	**Lab**	**2,005**	**72.8**	**+12.1**
Anthony D. Hill	Con	425	15.4	- 7.7
Cynthia M. Dickenson	Grn	324	11.8	+ 6.9

Hemsworth

Normanton and Hemsworth

Laura Jones	**Lab**	**1,292**	**61.4**	**+17.4**
Lyn Morton	Grn	382	18.2	+ 6.8
Doreen Smart	Con	261	12.4	- 7.2
Michael J. Johnson	TUSC	168	8.0	

Horbury and South Ossett

Ossett and Denby Dale

***Darren Byford**	**Lab**	**2,409**	**64.9**	**+16.8**
Magdalena Coutinho	Con	618	16.7	- 28.0
Mark Harrop	Ind	304	8.2	
Mark A. Goodair	LD	223	6.0	+ 2.2
Richard H. Norris	Grn	157	4.2	+ 0.8

Knottingley

Pontefract, Castleford and Knottingley

***Adele S. Hayes**	**LD**	**1,363**	**59.5**	**+ 5.3**
Theo Biddle	Lab	695	30.3	+ 1.4
Amy L. Swift	Con	155	6.8	- 7.0
Ruth A. Love	Grn	79	3.4	+ 0.4

Normanton

Normanton and Hemsworth

***Julie Medford**	**Lab**	**1,709**	**54.7**	**+ 2.9**
Cliff Parsons	Ind	584	18.7	
John R. Clayton	Grn	426	13.6	+ 7.4
Chad J. Thomas	Con	406	13.0	- 18.0

Normanton by-election

Daniel Wilton	**Lab**	**1,303**	**77.5**	
Tomas Mestre	Con	379	22.5	

Ossett

GAIN

Ossett and Denby Dale

Duncan Smith	**Lab**	**1,890**	**49.9**	**+11.1**
Karl T. Clough	Con	879	23.2	- 30.6
Sandra Senior	Ref	465	12.3	
Simon D.W. Biltcliffe	Yorks	216	5.7	
Tony Sargeant	LD	184	4.9	+ 2.4
Stephen Scott	Grn	153	4.0	- 0.9

Pontefract North

Pontefract, Castleford and Knottingley

Helen K. Antcliff	**Lab**	**1,717**	**57.0**	**+10.9**
Chris Dawsm	Yorks	685	22.7	+ 5.2
Jack L. Crosswaite	Con	418	13.9	- 17.3
Emma K. Tingle	Grn	193	6.4	+ 1.3

Pontefract South

GAIN

Pontefract, Castleford and Knottingley

Julie Craig	**Lab**	**1,925**	**57.8**	**+16.3**
*Tony Hames	Con	1,102	33.1	- 11.6
Oliver L. Watkins	Grn	304	9.1	+ 4.8

South Elmsall & South Kirkby

Normanton and Hemsworth

***Michelle L. Collins**	**Lab**	**1,893**	**73.3**	**+12.5**
Daniel Wrightson	Con	383	14.8	- 10.2
Stefan A. Ludewig	Grn	305	11.8	+ 7.9

Stanley and Outwood East

Wakefield and Rothwell

***Matthew Morley**	**Lab**	**2,432**	**63.0**	**+12.9**
Jenny Prest	Ind	409	10.6	
Richard Copeland	Grn	279	7.2	+ 2.6
Darren Lumber	TUSC	52	1.3	

Wakefield East

GAIN

Wakefield and Rothwell

Natalie Walton	**Lab**	**1,754**	**54.2**	**+ 9.7**
Janet Mackintosh	Grn	857	26.5	+19.9
Naeem A. Formuli	Con	477	14.7	- 31.1
Michael Griffiths	TUSC	149	4.6	+ 1.5

Wakefield North

Wakefield and Rothwell

***Elizabeth Rhodes**	**Lab**	**1,613**	**50.0**	**+ 3.1**
Ashton V. Howick	Grn	733	22.7	+13.9
Tim Woolmer	Con	460	14.3	- 18.7
Andy Mack	Yorks	347	10.8	+ 3.6
Tom Griffiths	TUSC	71	2.2	

Wakefield Rural

GAIN

Ossett and Denby Dale

Andy Nicholls	**Lab**	**1,710**	**40.7**	**+10.7**
Ian J. Sanders	Con	1,363	32.4	- 28.4
David J.R. Herdson	Yorks	640	15.2	
Karen Sadler	Grn	319	7.6	- 3.6
Mark S. Lord	LD	169	4.0	

Wakefield South

GAIN

Ossett and Denby Dale

Shabaan A. Saleem	**Lab**	**1,326**	**36.4**	**- 0.3**
James R. Hardwick	Con	1,270	34.9	- 13.3
Kate Dodd	Grn	652	17.9	+11.1
Daniel Cochran	Yorks	391	10.7	+ 4.4

Wakefield West

Wakefield and Rothwell

***Hilary G. Mitchell**	**Lab**	**1,475**	**53.1**	**+ 3.9**
John S. Higson	Con	636	22.9	- 17.5
Susan Stretton	Her	169	6.1	
Susan Hayes	LD	113	4.1	

Wrenthorpe and Outwood West

GAIN

Wakefield and Rothwell

Brendan J. Fraser	**Lab**	**1,558**	**39.6**	**+ 0.2**
Nic Stansby	Ind	981	24.9	
Waj Ali	Con	462	11.7	- 31.8
David A. Dews	Ref	459	11.7	
Brent A. Hawksley	Yorks	208	5.3	- 2.4
Daniel M. Russell	Grn	191	4.9	- 1.5
Janet Walton	LD	73	1.9	

Summary of results: Wakefield

	Year	Elec	%Poll	Con	Lab	LD	Grn	Ind	Other
Ackworth, North Elmsall and Upton	2024	13,380	22.4	20.4	57.4		22.2		
	2023	13,362	23.9	18.1	47.5		8.4	17.2	8.8
	2022	13,393	25.6	26.7	44.8		8.4	16.6	3.5
	2021	13,392		36.6	35.2	6.9	6.7	3.6	11.0
Airedale and Ferry Fryston	2024	11,658	19.1	7.7	51.1		5.2	36.0	
	2023	11,526	19.0	11.8	48.6	3.1	4.0	32.5	
	2022	11,604	21.4	21.8	61.4	4.2		12.5	
	2021	11,673	30.3	20.3	42.7		5.2	31.9	
Altofts and Whitwood	2024	14,566	21.9	22.1	25.8		11.4	40.6	
	2023	14,359	23.0	15.7	52.8		7.2	24.3	
	2022	14,218	25.6	22.3	56.5	4.4		16.9	
	2021	14,204	28.1	38.1	47.5		7.1		7.2
Castleford Central and Glasshoughton	2024	12,709	21.0	9.1	64.1		5.9		20.9
	2023	12,509	21.3	13.8	62.1	3.6	4.3		16.3
	2022	12,531	23.5	16.4	64.6	3.0			16.0
	2021	12,692	26.4	21.8	62.4		4.2		11.6
Crofton, Ryhill and Walton	2024	12,312	26.8	29.5	58.2		12.3		
	2023	12,316	28.1	26.1	58.6		7.2		8.1
	2022	12,457	30.8	34.8	47.7	9.5	8.1		
	2021	12,503	34.9	45.5	43.7		10.9		
Featherstone	2024	13,267	20.8	15.4	72.8		11.8		
	2023	13,113	21.5	16.9	73.1		10.0		
	2022	13,141	25.2	18.0	60.4			21.6	
	2021	13,201	26.3	23.1	60.7	2.9	4.9		8.4
Hemsworth	2024	12,079	17.4	12.4	61.4		18.2		8.0
	2023	12,041	19.3	13.5	56.3		30.3		
	2022	11,989	23.5	16.4	62.2		21.4		
	2021	12,083	24.7	19.6	44.0		11.4	21.6	3.3
Horbury and South Ossett	2024	11,735	31.6	16.7	64.9	6.0	4.2	8.2	
	2023	11,656	30.7	36.5	50.3	7.9	5.4		
	2022	11,760	37.0	35.0	51.1	6.6	3.0		4.2
	2021	11,990	38.6	44.7	48.1	3.8	3.4		
Knottingley	2024	10,607	21.6	6.8	30.3	59.5	3.4		
	2023	10,468	22.8	7.6	30.8	58.6	3.0		
	2022	10,356	28.7	8.5	40.9	50.6			
	2021	10,491	28.6	13.8	28.9	54.2	3.0		
Normanton	2024	12,982	37.0	13.0	54.7		13.6	18.7	
	2023	12,852	20.8	18.5	47.1	8.4	6.5	19.5	
	2022	12,818	23.8	25.1	62.5	6.6	5.8		
	2021	12,720	27.1	31.0	51.8	2.7	6.2		8.3
Ossett	2024	12,602	30.1	23.2	49.9	4.9	4.0		18.0
	2023	12,480	27.0		45.5	14.0	6.2	19.9	14.4
	2022	12,625	33.7	42.7	37.9	7.8	4.1		7.5
	2021	12,740	35.0	53.8	38.8	2.5	4.9		
Pontefract North	2024	14,643	20.6	13.9	57.0		6.4		22.7
	2023	14,282	20.5	15.9	62.7	3.5	5.2		12.8
	2022	14,251	23.2	19.8	52.0	3.5	7.7		17.0
	2021	14,098	25.4	31.2	46.1		5.1		17.5
Pontefract South	2024	11,846	28.1	33.1	57.8		9.1		
	2023	11,834	28.0	37.5	50.0	4.9	5.0		2.5
	2022	11,890	32.2	34.0	54.3	3.5			8.2
	2021	12,020	34.3	44.7	41.5		4.3		9.5

	Year	Elec	%Poll	Con	Lab	LD	Grn	Ind	Other
South Elmsall and South Kirkby	2024	13,688	18.9	14.8	73.3		11.8		
	2023	13,627	19.2	10.1	79.8		10.1		
	2022	13,602	22.5	14.6	60.6		5.4	19.5	
	2021	13,826	23.8	25.0	60.8		4.7		9.5
Stanley and Outwood East	2024	13,634	28.3		76.7		8.8	12.9	1.6
	2023	13,165	27.5	20.3	55.8		6.2	9.3	8.5
	2022	13,033	30.4	28.3	54.0	3.7	5.7		8.2
	2021	12,972	34.3	35.9	50.1	2.3	4.6		7.1
Wakefield East	2024	11,799	27.4	14.7	54.2		26.5		4.6
	2023	11,700	29.6	34.0	52.5		5.3	6.2	2.0
	2022	11,621	30.9	17.2	69.8		6.6		6.4
	2021	11,684	32.6	45.8	44.5		6.6		3.1
Wakefield North	2024	12,441	25.9	14.3	50.0		22.7		13.0
	2023	12,187	24.3	21.7	61.3		7.6		9.5
	2022	12,037	29.3	23.2	60.7	4.1	5.6		6.3
	2021	12,192	29.9	33.0	46.9		8.8	1.8	9.5
Wakefield Rural	2024	13,761	30.5	32.4	40.7	4.0	7.6		15.2
	2023	13,629	29.9	37.2	37.5	7.4	5.9		12.1
	2022	13,717	36.4	47.0	36.8		6.3		10.0
	2021	13,917	35.9	58.8	30.0		11.2		
Wakefield South	2024	10,795	33.2	34.9	36.4		17.9		10.7
	2023	10,783	32.5	40.6	42.6		8.3	8.5	
	2022	10,783	36.5	46.7	39.0	3.9	5.2		5.4
	2021	10,756	39.4	50.2	36.7		6.8		6.3
Wakefield West	2024	11,429	24.3	26.6	61.6	4.7			7.1
	2023	11,291	25.3	23.8	64.0		5.5	6.7	
	2022	11,222	28.4	28.4	55.5	1.9	4.9		9.3
	2021	11,194	30.6	40.4	49.2		7.5		3.0
Wrenthorpe and Outwood West	2024	12,999	30.2	12.0	40.4		4.9	25.4	17.3
	2023	12,945	29.2	16.3	40.2	5.2	4.6	29.7	4.1
	2022	13,035	31.6	25.0	39.0	4.4	5.3	22.4	3.9
	2021	13,165	33.6	43.5	39.4		6.4		10.8

Walsall

12 ▼2	36	5 ▼7	14	0 ◆	0	0 ◆	0	3 ▲9	10

Conservatives retain control - majority: 12 seats

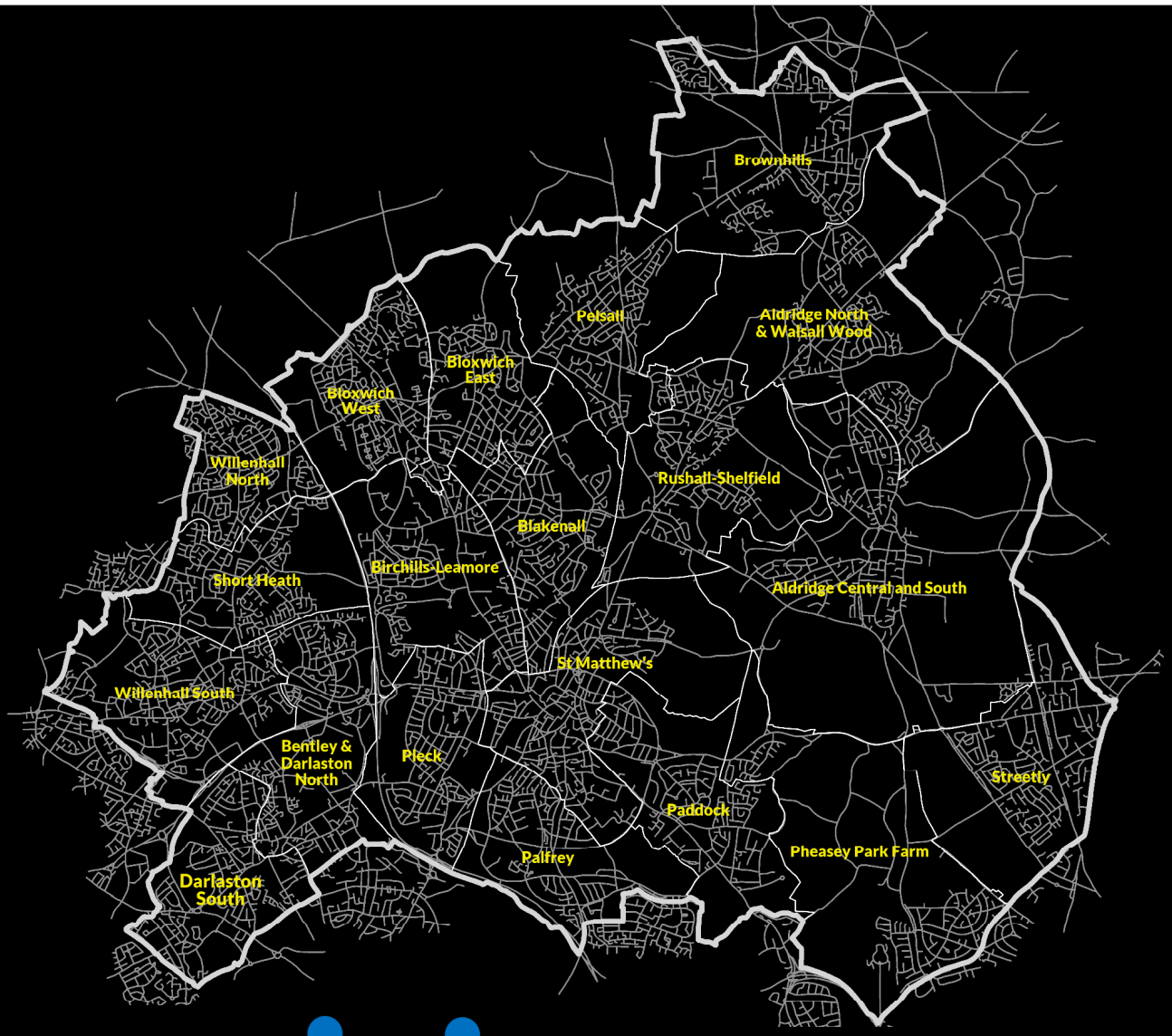

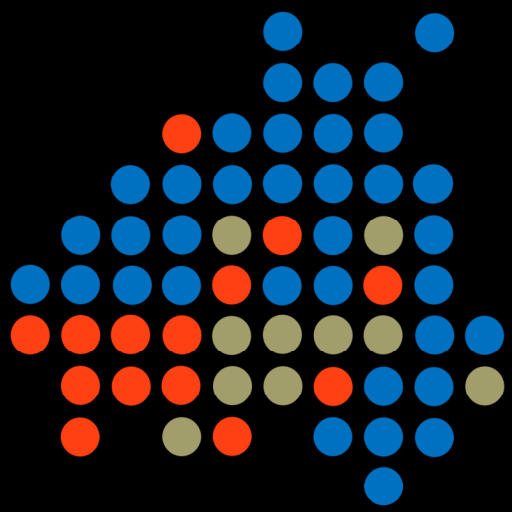

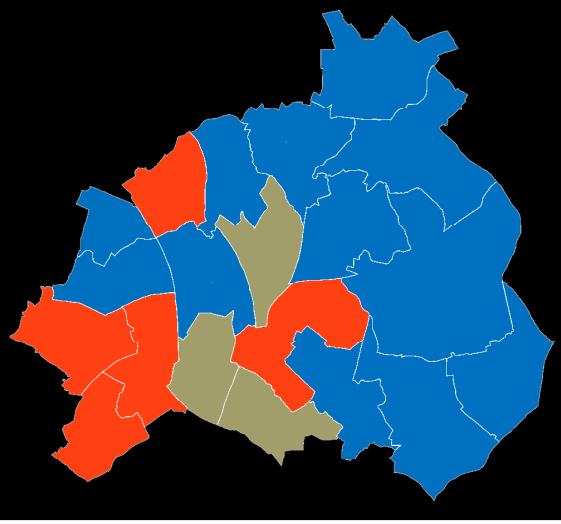

Electoral history of Walsall

	seats	%votes	seats	%votes	seats	%votes	seats	%votes	Total	Majority
2024	36	37.0	14	34.5	0	3.2	10	25.3	20	12
2023	38	44.5	21	42.4	0	4.7	1	8.4	20	16
2022	38	44.2	20	44.3	0	5.6	2	5.9	20	16
2021	37	52.6	21	37.3	0	4.7	2	5.3	20	14
2019	32	41.1	24	38.0	2	5.7	2	15.2	20	4
2018	30	46.7	26	42.4	2	4.3	2	6.7	20	
2016	22	37.2	29	43.9	2	4.7	4	14.4	20	
2015	24	38.5	28	36.5	2	3.3	6	21.7	20	
2014	21	31.0	30	33.7	3	3.7	6	31.7	20	
2012	24	34.4	28	44.5	5	7.4	3	13.6	20	
2011	28	38.6	26	41.5	5	7.5	1	12.5	20	
2010	34	39.5	17	31.3	6	16.1	3	13.1	20	8
2008	33	51.5	18	24.8	6	12.2	3	11.6	20	6
2007	33	41.1	18	29.3	6	11.9	3	17.7	20	6
2006	34	39.3	19	27.2	6	14.1	1	19.4	20	8
2004	35	35.1	18	26.2	6	15.6	1	23.1	60	10
2003	26	41.4	27	34.4	7	10.0	0	14.2	20	
2002	25	41.2	28	39.9	7	9.4	0	9.4	20	
2000	26	52.3	27	30.5	7	11.7	0	5.5	20	
1999	21	40.3	31	37.6	6	13.4	2	8.7	20	2
1998	16	38.4	30	37.7	6	12.4	8	11.4	20	
1996	12	32.7	25	42.8	5	11.9	18	12.5	20	
1995	18	28.1	34	54.9	6	10.4	2	6.5	20	8
1994	22	29.1	25	50.9	9	13.2	4	6.8	20	
1992	23	52.3	24	31.0	9	10.8	4	5.5	20	
1991	17	40.6	33	36.5	8	14.8	2	9.0	20	6
1990	18	33.8	34	44.9	7	13.5	1	7.9	20	8
1988	18	33.6	32	48.0	8	11.2	2	7.2	20	4
1987	18	37.5	29	34.3	9	21.8	4	6.4	20	
1986	17	26.0	30	45.2	7	21.3	6	7.5	20	
1984	19	33.4	25	44.2	9	11.3	7	11.1	20	
1983	17	38.2	25	37.3	9	18.6	9	5.9	20	
1982	15	34.4	27	26.1	9	31.7	9	7.9	20	
1980	13	31.8	34	44.2	3	7.5	10	16.5	60	8
1979	19	40.6	28	44.8	2	5.0	11	9.7	20	
1978	22	38.6	24	41.7	1	3.7	13	16.0	20	
1976	20	39.1	28	34.2	1	6.1	11	20.6	20	
1975	14	39.4	37	32.9	0	1.9	9	25.9	20	
1973	11	25.8	44	47.7	0	46	5	21.9	60	28

Ward history of Walsall

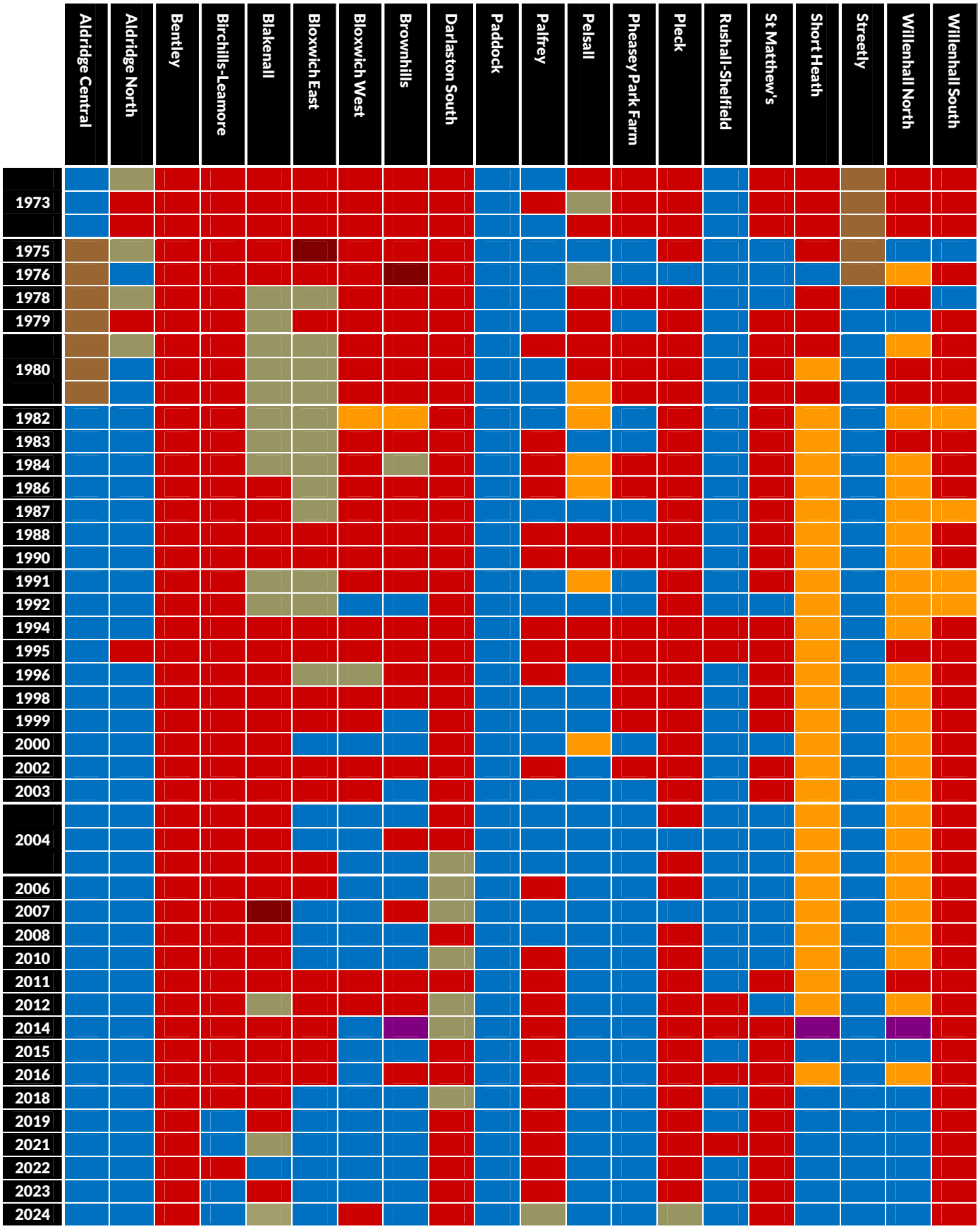

Aldridge Central and South
Aldridge-Brownhills

***Timothy S. Wilson**	**Con**	**2,268**	**59.9**	**- 16.4**
James A. Harrison	Lab	926	24.5	+10.4
Irene Yoong-Henery	Ref	378	10.0	
Guan Chan	Grn	214	5.7	+ 0.4

Aldridge North and Walsall Wood
Aldridge-Brownhills

***Keith Sears**	**Con**	**1,399**	**51.2**	**- 20.3**
Dean B. Margetts	Lab	696	25.5	+ 6.7
Lesley A. Lynch	Ref	428	15.7	
Shaun A. McKenzie	Grn	123	4.5	- 0.5
Nigel B.J. Walker	LD	85	3.1	- 1.6

Bentley and Darlaston North
Wolverhampton South East

Lucie Nahal	**Lab**	**952**	**36.4**	**- 19.8**
Nahid Ahmed	Ind	788	30.1	
Stuart R. Chapman	Ref	414	15.8	
Kyra Murphy	Con	389	14.9	- 28.9
Abul Kalam	Ind	75	2.9	

Birchills-Leamore
Walsall and Bloxwich

***Amjad Hussain**	**Con**	**1,089**	**40.6**	**- 13.8**
Eliot Pfebve	Lab	936	34.9	- 1.5
Elaine R. Williams	Ref	406	15.1	+11.7
Toyin Oshaniwa	Grn	165	6.1	+ 2.6
Paul A. Wild	LD	89	3.3	+ 1.0

Blakenall
Walsall and Bloxwich

***Peter E. Smith**	**Ind**	**971**	**42.6**	**+ 4.8**
Ian C. Robertson	Lab	807	35.4	- 1.8
Peggy Coop	Ref	230	10.1	
Ana-Maria Zinica	Con	206	9.0	- 16.0
Andrea M. Maynard	Grn	67	2.9	

Bloxwich East
Walsall and Bloxwich

***Gary J. Flint**	**Con**	**843**	**40.9**	**- 19.6**
Stephen Wade	Lab	814	39.5	0.0
Susan Spencer	Ref	338	16.4	
Angela M. Hodges	LD	66	3.2	

Bloxwich West
Walsall and Bloxwich

GAIN

Michael J. Coulson	**Lab**	**1,065**	**40.2**	**+14.4**
Anthony V. Sadler	Con	1,043	39.4	- 27.7
Nicola A. Barker	Ref	474	17.9	+14.8
Stuart R. Hodges	LD	66	2.5	- 1.5

Brownhills
Aldridge-Brownhills

***Kerry Murphy**	**Con**	**1,056**	**44.0**	**- 11.0**
Michael A. Bruce	Lab	779	32.5	- 1.8
Joshua E. Dixon	Ref	401	16.7	+10.9
Karl G. Andrews	Ind	162	6.8	

Darlaston South
Wolverhampton South East

***Christine S. Bott**	**Lab**	**1,612**	**65.7**	**+ 2.0**
Peter R. Burton	Ref	380	15.5	
Owen Webster	Con	360	14.7	- 21.6
Isaac B. Crosby	LD	103	4.2	

Paddock
36% Aldridge-Brownhills, 64% Walsall & Bloxwich

Gurnaik Gandham	**Con**	**1,485**	**37.3**	**- 15.3**
Robert M. Thomas	Lab	1,085	27.3	- 14.8
Ghulam Dastagir	Ind	789	19.8	
Daniel J. Barker	LD	279	7.0	+ 1.7
Peter D. Faultless	Ref	187	4.7	
Gordon J.D. Shipley	Grn	155	3.9	

Palfrey
Walsall and Bloxwich

GAIN

***Sabina K. Ditta**	**Ind**	**2,134**	**48.4**	
Zulkifi Ahmed	Lab	1,044	23.7	- 42.1
Shamim Ahmed	Con	693	15.7	- 18.5
Sadat Hyussain	Grn	298	6.8	
Dexter Williams	Ref	240	5.4	

Pelsall
Aldridge-Brownhills

***Garry Perry**	**Con**	**1,801**	**67.2**	**- 1.4**
Robert S. Lipke	Lab	510	19.0	+ 3.6
Graham Eardley	Ref	369	13.8	+ 6.3

Pheasey Park Farm
Aldridge-Brownhills

***Adrian J.A. Andrew**	**Con**	**1,614**	**61.0**	**- 10.1**
Mark E. Bradley	Lab	825	31.2	+ 9.8
Matthew G. Barker	LD	208	7.9	+ 4.6

Pleck
Walsall and Bloxwich

GAIN

***Naheed Z. Gultasib**	**Ind**	**1,469**	**39.6**	
Adam R. Mohammed	Lab	1,323	35.7	- 39.1
Akbar Ali	Con	557	15.0	- 10.2
Mary Beddows	Grn	260	7.0	
Jonathan Stanley	TUSC	101	2.7	

Rushall-Shelfield
Aldridge-Brownhills

GAIN

Jade Chapman	**Con**	**1,068**	**41.8**	**- 1.7**
David H. Morgan	Lab	951	37.3	-12.8
Peter J. Page	Ref	351	13.8	+ 7.3
Joe Belcher	Grn	182	7.1	

St Matthew's
Walsall and Bloxwich

Eileen B. Russell	**Lab**	**1,430**	**34.5**	**- 16.3**
Mushtaq Ahmed	Ind	1,240	29.9	
Vandana M. Sharma	Con	894	21.6	- 15.2
Ateeq Akhtar	Grn	296	7.1	- 5.2
Robin D. Perry	Ref	287	6.9	

Short Heath
Wolverhampton North East

***Josh R. Whitehouse**	**Con**	**1,093**	**46.8**	**- 7.3**
Lee D. Jeavons	Lab	922	39.5	+17.9
Chad L. Pitt	LD	322	13.8	- 10.5

Streetly
Aldridge-Brownhills

***Keir E. Pedley**	**Con**	**2,203**	**60.5**	**- 7.4**
Harjinder S. Nahal	Lab	801	22.0	+ 6.2
Ruby H.Y. Ki-Kydd	Ref	288	7.9	
Kieran P. Smith	LD	176	4.8	- 6.7
Alison Walters	Grn	175	4.8	0.0

Willenhall North
Wolverhampton North East

***Stacie Elson**	**Con**	**997**	**42.6**	**- 3.4**
Talwinder S. Nagra	Lab	989	42.2	+20.3
Benjamin A. Hodges	LD	355	15.2	- 14.6

Willenhall South
Wolverhampton South East

Kiara Margetts	**Lab**	**1,773**	**68.1**	**+14.6**
Walter Eze	Con	692	26.6	- 15.1
Leandra L. Gebrakedan	LD	138	5.3	+ 0.5

Summary of results: Walsall

	Year	Elec	%Poll	Con	Lab	LD	Grn	Ind	Other
Aldridge Central & South	2024	10,824	35.2	59.9	24.5		5.7		10.0
	2023	10,946	28.2	61.8	23.9		8.4		5.9
	2022	11,002	32.1	68.2	31.8				
	2021	11,087	41.8	76.3	14.1	4.3	5.3		
Aldridge North & Walsall Wood	2024	9,913	27.7	51.2	25.5	3.1	4.5		15.7
	2023	10,039	24.7	53.6	31.5		5.2		9.7
	2022	10,111	26.6	63.7	36.3				
	2021	10,112	32.4	71.5	18.8	4.7	5.0		
Bentley & Darlaston North	2024	9,651	27.3	14.9	36.4			33.0	15.8
	2023	9,681	20.1	18.0	58.6			23.4	
	2022	9,681	22.7	25.2	57.6			17.2	
	2021	9,713	25.9	43.8	56.2				
Birchills-Leamore	2024	10,794	25.1	40.6	34.9	3.3	6.1		15.1
	2023	10,693	22.9	46.7	40.7				12.6
	2022	10,635	20.7	39.5	53.4				7.1
	2021	10,801	27.1	54.4	36.4	2.3	3.5		3.4
Blakenall	2024	10,361	22.2	9.0	35.4		2.9	42.6	10.1
	2023	10,033	20.2	27.4	36.9		2.6	29.5	3.6
	2022	9,751	21.9	38.1	32.6			29.3	
	2021	9,829	21.8	25.0	37.2			37.8	
Bloxwich East	2024	8,875	23.4	40.9	39.5	3.2			16.4
	2023	8,924	21.1	51.1	39.1		4.6		5.2
	2022	8,984	22.5	60.1	32.9	7.1			
	2021	9,020	25.7	60.5	39.5				
Bloxwich West	2024	9,844	27.2	39.4	40.2	2.5			17.9
	2023	9,822	24.8	48.3	39.0	2.7	3.0		7.1
	2022	9,814	26.3	58.6	41.4				
	2021	9,888	29.0	67.1	25.8	4.0			3.1
Brownhills	2024	9,649	25.0	44.0	32.5			6.8	16.7
	2023	9,716	21.8	53.2	40.4		6.3		
	2022	9,786	25.3	49.0	40.2			10.8	
	2021	9,851	28.3	55.0	34.3	1.7	3.2		5.8
Darlaston South	2024	10,829	23.0	14.7	65.7	4.2			15.5
	2023	10,840	16.7	24.9	75.1				
	2022	10,754	20.1	21.1	78.9				
	2021	10,829	22.4	36.3	63.7				
Paddock	2024	9,832	41.0	37.3	27.3	7.0	3.9	19.8	4.7
	2023	9,771	38.2	49.8	34.4	10.2		5.6	
	2022	9,766	36.7	46.0	42.8	11.2			
	2021	9,849	42.6	52.6	42.1	5.3			
Palfrey	2024	11,086	40.1	15.7	23.7		6.8	48.4	5.4
	2023	10,977	31.4	40.2	50.8		5.2		3.8
	2022	10,877	36.2	15.7	53.8			30.5	
	2021	11,051	35.1	34.2	65.8				
Pelsall	2024	8,682	31.2	67.2	19.0				13.8
	2023	8,741	26.8	59.7	21.9	9.1			9.3
	2022	8,825	30.4	64.1	25.5				10.4
	2021	8,910	33.5	68.6	15.4		8.5		7.5
Pheasey Park Farm	2024	8,655	30.9	61.0	31.2	7.9			
	2023	8,740	24.7	57.0	35.0	7.9			
	2022	8,818	28.8	57.9	34.9	7.1			
	2021	8,943	34.2	71.1	21.4	3.3	4.2		

	Year	Elec	%Poll	Con	Lab	LD	Grn	Ind	Other
Pleck	2024	10,430	36.0	15.0	35.7		7.0	39.6	2.7
	2023	10,297	22.7	22.6	77.4				
	2022	10,234	23.3	26.4	73.6				
	2021	10,189	30.8	25.2	74.8				
Rushall-Shelfield	2024	9,248	27.9	41.8	37.3		7.1		13.8
	2023	9,276	23.8	53.1	46.9				
	2022	9,326	27.6	47.7	42.0			10.3	
	2021	9,493	30.2	43.5	50.1				6.5
St Matthew's	2024	11,230	37.2	21.6	34.5		7.1	29.9	6.9
	2023	10,983	29.4	42.7	39.1	18.1			
	2022	10,940	33.5	29.3	62.4	8.3			
	2021	11,053	38.8	36.8	50.8		12.3		
Short Heath	2024	8,712	27.2	46.8	39.5	13.8			
	2023	8,780	22.8	42.7	39.1	18.1			
	2022	8,875	24.8	46.5	38.4	15.1			
	2021	8,905	28.4	54.1	21.6	24.3			
Streetly	2024	10,400	35.4	60.5	22.0	4.8	4.8		7.9
	2023	10,451	28.5	61.5	25.4	9.7			3.4
	2022	10,592	31.5	58.6	19.8	21.6			
	2021	10,709	40.2	67.9	15.8	11.5	4.8		
Willenhall North	2024	9,177	26.1	42.6	42.2	15.2			
	2023	9,191	23.2	46.2	36.0	17.8			
	2022	9,299	25.6	41.6	29.3	29.1			
	2021	9,387	29.7	46.0	21.9	29.8	2.3		
Willenhall South	2024	11,669	22.8	26.6	68.1	5.3			
	2023	11,593	18.6	27.3	62.9	9.8			
	2022	11,595	23.7	27.9	63.2	8.9			
	2021	11,691	25.4	41.7	53.5	4.8			

Warrington

▼10	1	▲6	42	▲4	12	◆	0	◆	3

Labour retain control - majority: 26 seats

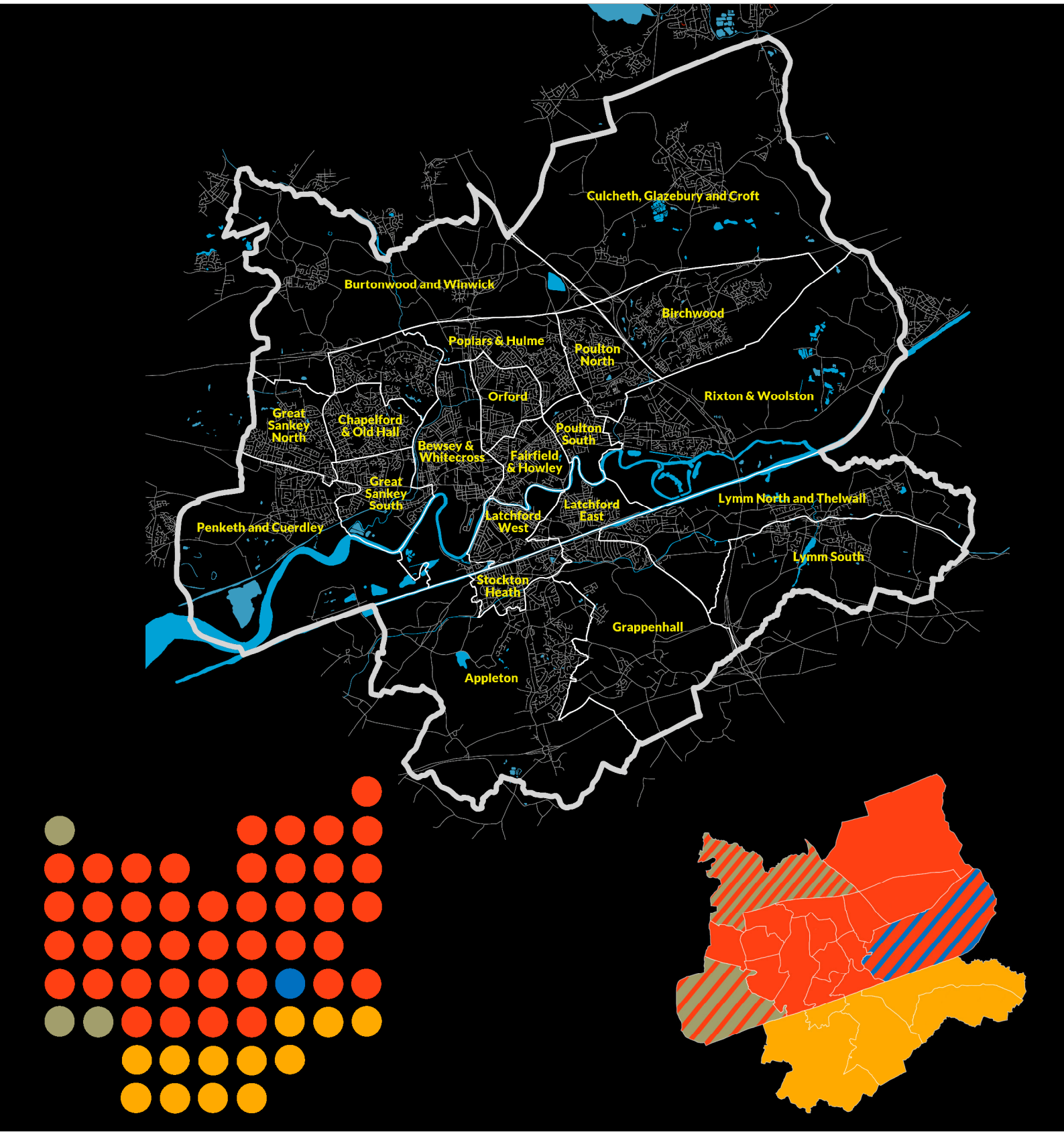

Electoral history of Warrington

	seats	%votes	seats	%votes	seats	%votes	seats	%votes	Total	Majority	
2024	1	25.1	42	41.3	12	17.1	3	16.5	58	26	●
2021	11	33.8	36	36.5	8	17.8	3	11.9	58	14	●
2016	2	22.8	45	42.8	11	22.7	0	11.8	58	32	●
2015	5	28.6	42	42.8	9	17.1	1	11.5	57		●
2014	3	21.3	43	41.1	11	19.6	0	18.1	57		●
2012	4	22.0	41	54.3	12	20.1	0	3.6	57	25	●
2011	6	27.1	34	47.4	17	23.0	0	2.4	57	11	●
2010	6	28.6	27	37.6	24	32.9	0	0.9	57		
2008	7	31.6	22	28.1	28	36.8	0	3.5	57		
2007	5	25.3	24	31.0	27	40.7	1	3.0	57		
2006	6	25.5	25	29.9	26	41.3	0	3.4	57		
2004	6	23.5	30	31.4	21	39.0	0	6.0	57	3	●
2002	4	23.2	41	40.9	15	35.2	0	0.6	60	22	●
2001	4	25.6	43	47.0	13	26.8	0	0.6	60	26	●
2000	4	27.6	43	38.1	13	33.0	0	1.3	60	26	●
1999	4	18.9	45	50.7	11	27.5	0	1.9	60	30	●
1997	4	23.8	45	48.3	11	24.0	0	3.9	60	30	●
1995	1	18.3	48	57.1	11	23.3	0	1.3	60	36	●
1991	8	34.5	42	46.9	9	15.5	1	3.1	60	24	●
1987	15	34.6	37	39.3	8	23.2	0	2.9	60	14	●
1983	22	35.1	36	39.6	2	23.3	0	2.0	60	12	●
1979	30	46.3	29	45.8	0	3.2	1	2.0	60		
1976	39	52.2	19	35.8	0	4.7	2	7.2	60	18	●
1973	32	42.1	22	38.5	3	12.4	3	7.1	60	4	●

Ward history of Warrington

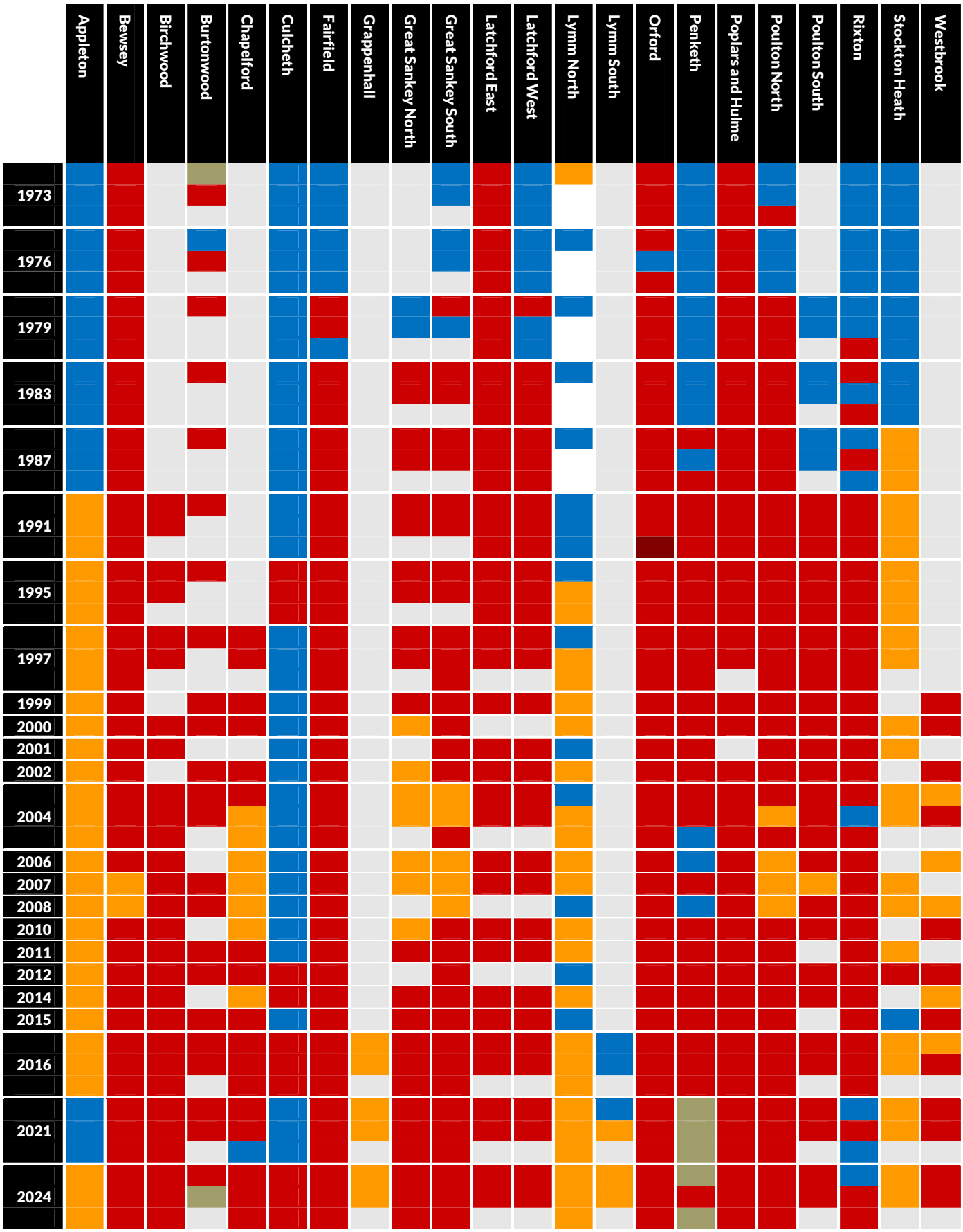

Appleton
Warrington South

Laura Booth	**LD**	**1,999**	**70.2**	**+29.9**
Peter Walker	**LD**	**1,906**	**66.9**	**+28.6**
Matt Scott	**LD**	**1,440**	**50.5**	**+13.5**
*Mark C. Jervis	Con	1,165	40.9	- 9.1
*Ghazala Chapman	Con	1,040	36.5	- 12.7
*Kenneth D. Critchley	Con	997	35.0	- 12.6

Bewsey and Whitecross
Warrington South

***Stephen P. Wright**	**Lab**	**1,151**	**61.2**	**+11.6**
***Tom Jennings**	**Lab**	**1,133**	**60.2**	**+16.3**
Shireen S. Mohammed	**Lab**	**1,015**	**54.0**	**+12.3**
David Crowther	LD	414	22.0	+ 5.9
Cecilia Critchley	Con	378	20.1	- 1.4
Lisa Thompson	Con	365	19.4	+ 0.9
Barbara M. Price	Con	359	19.1	+ 2.8

Birchwood
Warrington North

Kuldeep S. Dhillon	**Lab**	**1,454**	**56.8**	**- 1.4**
Balbir K. Dhillon	**Lab**	**1,448**	**56.6**	**+ 3.5**
Timothy Price	**Lab**	**1,436**	**56.1**	**+15.1**
*Nigel W. Balding	Con	891	34.8	- 6.2
Craig P. Allen	Con	626	24.5	- 16.3
Neil Murphy	Con	536	21.0	- 7.4
Dion Challinor	Ref	428	16.7	

Burtonwood and Winwick
Warrington North

Kevin Burgess	**Lab**	**841**	**48.7**	**- 11.0**
Stuart D. Mann	**Ind**	**714**	**41.3**	
Siobhan M. Carr	Lab	614	35.5	- 12.5
Theresa-Jane Murray	Ind	553	32.0	
Stacey M. Wheeldon	Grn	198	11.5	
Stewart A. Gardiner	Con	169	9.8	- 24.3

Chapelford and Old Hall
Warrington South

***Stephen Parish**	**Lab**	**1,521**	**51.1**	**+ 8.3**
***Paul J. Warburton**	**Lab**	**1,394**	**46.9**	**+ 5.5**
Barbara Pete-Echieh	**Lab**	**1,163**	**39.1**	**+ 1.1**
Blake Cooper	Con	935	31.4	- 7.2
Gavin Hepherd-Hall	Con	737	24.8	- 9.2
Nisha J. Shah	Con	692	23.3	- 8.4
Allan Bird	LD	446	15.0	+ 9.1
Rebecca Hutton-Riedijk	Grn	381	12.8	- 3.4

Culcheth, Glazebury and Croft
Warrington North

Matthew Smith	**Lab**	**1,763**	**57.3**	**+20.0**
Neil Johnson	**Lab**	**1,694**	**55.0**	**+20.4**
Janet Seddon	**Lab**	**1,691**	**54.9**	**+27.2**
*Carol R. Benson	Con	1,457	47.3	+ 0.7
*Valerie M. Allen	Con	1,374	44.6	- 1.5
Alicia Edwards	Con	1,256	40.8	- 3.5

Fairfield and Howley
Warrington North

***Jean Flaherty**	**Lab**	**1,271**	**65.8**	**+ 3.4**
***Anthony Higgins**	**Lab**	**1,167**	**60.5**	**+ 5.6**
***Sagheer Zaman**	**Lab**	**1,049**	**54.3**	**+ 8.4**
David Fowler	Ref	423	21.9	
Daniel Thompson	Con	345	17.9	- 10.0

Grappenhall
Warrington South

Mark D. Browne	**LD**	**1,184**	**47.5**	**- 3.5**
Helen Speed	**LD**	**1,160**	**46.5**	**+ 3.1**
Andrew Freeman	Con	583	23.4	- 16.8
Joanne Freeman	Con	573	23.0	- 7.7
David Cundy	Lab	463	18.6	+ 8.6
Michael Caldow	Grn	282	11.3	+ 3.9

Great Sankey North and Whittle Hall
Warrington South

***Janet Henshaw**	**Lab**	**1,365**	**37.8**	**+ 0.8**
***Hitesh Patel**	**Lab**	**1,319**	**36.6**	**+ 0.8**
Marcus Cameron	**Lab**	**1,285**	**35.6**	**+ 4.1**
Nigel J. Catlow	Ind	1,159	32.1	+ 9.5
Julie Groom	Con	606	16.8	- 9.0
Chi Kuong-Kwan	Con	592	16.4	- 7.6
Stephanie Davies	Grn	568	15.7	+ 2.2
Brodie Mitchell	Con	477	13.2	- 6.9

Great Sankey South
Warrington South

Laura Watson	**Lab**	**1,378**	**66.9**	**+10.2**
***Moazzam Hussain**	**Lab**	**1,256**	**61.0**	**+ 7.9**
Leah Hussain	**Lab**	**1,243**	**60.4**	**+ 9.3**
Andrew Pennington	Con	490	23.8	- 10.5
Moria Dolan	Con	422	20.5	- 12.6
Caleb Lovegrove	Con	389	18.9	- 11.2
Anthony Tobin	LD	346	16.8	+ 2.7
Roy Smith	LD	319	15.5	

Latchford East
Warrington South

***Karen E. Mundry**	**Lab**	**880**	**63.7**	**- 0.1**
***Hans J. Mundry**	**Lab**	**847**	**61.4**	**- 2.1**
Heather W. Allan	Con	294	21.3	- 4.8
Carl A. Olsen	Con	256	18.5	- 7.5
Vicki Duncan	LD	242	17.5	+ 7.2

Latchford West
Warrington South

***Maureen McLaughlin**	**Lab**	**915**	**64.0**	**+15.2**
Denis Matthews	**Lab**	**875**	**61.2**	**+15.1**
Stephen Taylor	Con	565	39.5	- 3.1
Marc Turner	Con	504	35.3	- 7.0

Lymm North and Thelwall
52% Tatton, 48% Warrington South

***Ian G. Marks**	**LD**	**2,014**	**57.3**	**+ 2.0**
Bob Hignett	**LD**	**1,848**	**52.6**	**+ 0.3**
***Wendy Johnson**	**LD**	**1,817**	**51.7**	**+ 6.7**
Helen C. Milner	Lab	819	23.3	- 0.1
Carole M. Pemberton	Con	802	22.8	- 8.6

Lymm South
Tatton

***Graham F. Gowland**	**LD**	**1,144**	**57.3**	**+16.9**
Luke W. Stuttard	**LD**	**816**	**40.9**	**+ 5.4**
Ian Pemberton	Con	639	32.0	- 12.3
Phillip M. Ford	Con	532	26.6	- 7.4
Sara Frith	Lab	432	21.6	+ 6.5

Orford
Warrington North

David Appleton	**Lab**	**1,039**	**40.9**	**- 6.2**
Emily Russon	**Lab**	**981**	**38.6**	**- 6.1**
Robin Frith	**Lab**	**948**	**37.3**	**- 1.6**
Carole Kilgannon	Ind	806	31.7	
Trevor Nicholls	Ref	476	18.7	
David Bent	Con	262	10.3	- 24.8

Penketh and Cuerdley
Warrington South

Eunice Peters	**Ind**	**1,144**	**36.3**	
Jacob Barnard	**Lab**	**1,130**	**35.8**	**+ 4.5**
***Geoffrey Fellows**	**Ind**	**986**	**31.2**	**- 10.8**
Brian Gallagher	Lab	888	28.1	- 2.9
Martin P. McManus	Lab	841	26.7	+ 1.8
Craig Lenihan	Ind	685	21.7	
*Andy Heaver	Ind	620	19.6	- 24.8-
Christine Wych	Ind	484	15.3	
Joanne E. Baxter	Con	468	14.8	- 13.6
Chuck Eriobuna	Con	390	12.4	- 11.6
Paula Wilkinson	Con	316	10.0	- 10.4
Katharine Barr	LD	150	4.7	+ 0.4

Poplars and Hulme
Warrington North

***Nathan J.J. Sudworth**	**Lab**	**1,004**	**63.2**	**+ 3.9**
***John Kerr-Brown**	**Lab**	**894**	**56.3**	**+ 2.9**
Gemma Southern	**Lab**	**825**	**52.0**	**+ 1.7**
Dennis J. Cornwell	Ref	402	25.3	
Anthony D. Muir	Con	278	17.5	- 15.3

Poulton North
Warrington North

***Graham J. Friend**	**Lab**	**1,259**	**65.9**	**+30.4**
***Sue Emery**	**Lab**	**1,172**	**61.4**	**+27.3**
Una B. Gillham	**Lab**	**1,166**	**61.0**	**+32.1**
Michael Millington	Con	711	37.2	+12.9

Poulton South
Warrington North

Rebecca A. Knowles	**Lab**	**841**	**65.7**	**+12.2**
***Stephen J. Rydzkowski**	**Lab**	**825**	**64.4**	**+13.8**
Andrew D. Jones	Con	448	35.0	- 5.3

Rixton and Woolston
Warrington North

Rob Tynan	**Con**	**977**	**34.3**	**- 8.6**
Hilary Cooksey	**Lab**	**973**	**34.2**	**- 5.5**
Lawrence Sheridan	**Lab**	**879**	**30.9**	**- 5.8**
Gary Rushby	Con	782	27.4	- 11.0
Sheejo Varghese	Lab	738	25.9	- 7.4
Howard Klein	Con	730	25.6	- 10.9
*Phil Eastty	Ind	447	15.7	
Karen Wild	Grn	393	13.8	
Geoffrey Siddall	Ref	316	11.1	

Stockton Heath
Warrington South

***Judith Wheeler**	**LD**	**1,210**	**53.0**	**+13.5**
Sharon Harris	**LD**	**1,018**	**44.6**	**+ 5.6**
Laurence J. Murphy	Lab	634	27.7	+ 8.0
Sebastian Sheldon	Con	537	23.5	- 11.1
Lyndsey J. Olsen	Con	537	23.5	- 9.2

Westbrook
Warrington North

Marc V. Rufus	**Lab**	**925**	**63.4**	**+25.5**
Kate Eglinton	**Lab**	**846**	**58.0**	**+22.4**
Gavin Ruben	Con	573	39.3	+ 4.2

Summary of results: Warrington

	Year	Elec	%Poll	Con	Lab	LD	Grn	Ind	Other
Appleton	2024	8,424	39.3	36.8		63.2			
	2021	8,457	50.6	48.9	12.5	38.5			
Bewsey and Whitecross	2024	9,130	20.9	19.5	59.2	21.3			
	2021	8,717	22.8	18.8	45.1	16.1		20.1	
Birchwood	2024	8,224	33.1	32.1	52.4				15.4
	2021	8,354	35.1	36.8	50.8	12.4			
Burtonwood and Winwick	2024	4,976	34.7		48.0		11.3	40.7	
	2021	5,066	36.4	34.7	58.8	6.5			
Chapelford and Old Hall	2024	8,712	31.7	28.5	46.3	13.6	11.6		
	2021	8,803	33.7	34.8	40.7	12.8	11.7		
Culcheth, Glazebury and Croft	2024	8,561	39.5	45.2	54.8				
	2021	8,834	45.4	45.7	33.2	8.7	12.5		
Fairfield and Howley	2024	8,482	22.0	16.9	62.2				20.9
	2021	8,543	23.4	23.9	54.4	9.2	12.5		
Grappenhall	2024	6,079	37.8	23.2	18.4	47.1	11.2		
	2021	5,549	49.4	35.5	9.9	47.2	7.4		
Great Sankey North and Whittle Hall	2024	8,616	36.2	16.4	36.9		15.4	31.3	
	2021	7,908	37.3	23.3	34.8	8.7	13.5	19.8	
Great Sankey South	2024	8,356	27.5	22.1	62.2	15.6			
	2021	8,405	30.1	32.2	53.6	14.2			
Latchford East	2024	6,591	21.2	20.8	62.1	17.1			
	2021	6,477	24.1	26.0	63.7	10.3			
Latchford West	2024	5,778	30.0	38.2	61.8				
	2021	5,900	36.1	42.4	47.5	10.1			
Lymm North and Thelwall	2024	9,031	36.5	22.1	22.5	55.4			
	2021	9,079	45.1	30.5	18.7	50.9			
Lymm South	2024	5,082	38.6	28.8	19.5	51.6			
	2021	5,092	49.7	39.2	13.4	37.9		9.5	
Orford	2024	8,669	23.2	10.1	40.2			31.2	18.4
	2021	8,868	26.2	32.8	43.6	7.7		15.9	
Penketh and Cuerdley	2024	8,089	36.4	13.1	31.6	4.2		51.1	
	2021	8,260	42.7	24.3	29.0	4.3		42.4	
Poplars and Hulme	2024	8,563	18.7	16.5	59.6				23.9
	2021	8,825	20.5	24.9	54.3	7.1		13.7	
Poulton North	2024	7,774	27.1	36.1	63.9				
	2021	8,020	34.0	23.3	32.8	5.4	22.0	16.5	
Poulton South	2024	4,872	28.3	34.8	65.2				
	2021	4,823	34.2	38.5	52.0	9.5			
Rixton and Woolston	2024	7,372	32.6	31.5	31.3		12.7	14.4	10.2
	2021	7,655	38.9	39.3	36.6	10.1		14.1	
Stockton Heath	2024	5,578	39.0	22.6	26.6	50.8			
	2021	5,662	46.3	33.7	18.5	39.2	8.6		
Westbrook	2024	5,189	31.2	38.3	61.7				
	2021	5,188	36.9	32.2	36.8	6.4		24.6	

Watford

0	0	1 ▼3	6	11 ▲3	30	0	0	0	0

Liberal Democrats retain control - majority: 24 seats

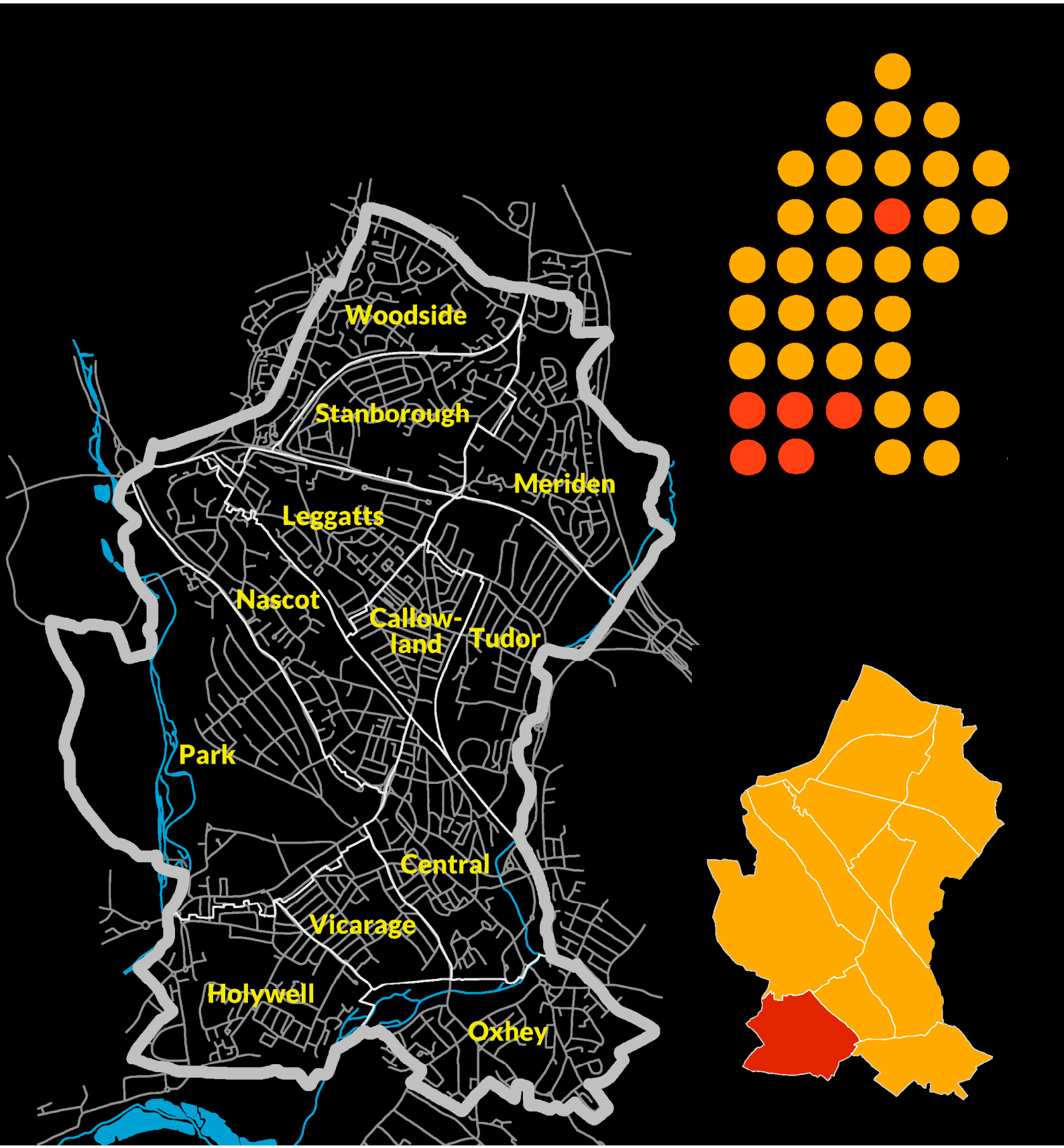

Electoral history of Watford

	seats	%votes	seats	%votes	seats	%votes	seats	%votes	Total	Majority	
2024	0	15.5	6	29.1	30	48.2	0	7.2	12	24	●
2023	0	17.5	9	30.8	27	48.8	0	3.0	12	18	●
2022	0	19.6	9	27.9	27	51.3	0	1.2	12	18	●
2021	0	26.2	10	29.6	26	43.1	0	1.1	12	16	●
2019	0	14.6	10	29.2	26	54.9	0	1.3	12	16	●
2018	0	20.7	10	34.1	26	43.3	0	1.8	12	16	●
2016	0	19.9	11	25.8	25	38.5	0	15.8	36	14	●
2015	5	28.3	13	27.4	18	27.8	0	16.5	13		
2014	1	16.7	11	26.4	23	34.3	0	22.6	12	11	●
2012	2	20.1	8	27.9	23	40.3	3	11.7	12	10	●
2011	2	23.5	6	31.5	24	36.7	4	11.8	12	12	●
2010	4	30.0	4	25.0	25	38.0	3	7.1	12	14	●
2008	3	26.6	3	17.7	27	44.7	3	10.9	12	18	●
2007	3	24.2	2	17.5	28	47.0	3	11.3	12	20	●
2006	3	24.6	1	20.0	29	42.9	3	12.5	12	22	●
2004	4	25.9	4	19.1	26	44.5	2	10.5	12	16	●
2003	7	21.4	8	20.0	20	49.2	1	9.3	12	4	●
2002	7	25.6	15	24.2	13	43.9	1	6.4	12		
2000	8	32.0	18	32.1	10	34.3	0	1.5	12		
1999	7	30.7	19	37.5	10	31.8	0	0.0	36	2	●
1998	7	28.4	21	38.5	8	33.1	0	0.0	12	6	●
1996	6	23.8	21	42.7	9	33.4	0	0.0	12	6	●
1995	8	19.8	21	45.5	7	34.7	0	0.0	12	6	●
1994	9	24.7	20	36.7	7	38.6	0	0.0	12	4	●
1992	10	44.2	22	33.0	4	22.1	0	0.6	12	8	●
1991	10	35.8	22	39.5	3	24.0	1	0.9	12	8	●
1990	11	31.2	20	48.0	3	17.1	2	3.7	12	4	●
1988	11	41.4	16	40.3	3	14.8	6	3.5	12		
1987	10	39.8	23	32.4	3	27.8	0	0.0	12	10	●
1986	12	32.9	23	39.9	0	26.9	1	0.3	12	10	●
1984	13	39.5	23	41.0	0	19.5	0	0.0	12	10	●
1983	13	43.6	23	37.2	0	19.3	0	0.0	12	10	●
1982	13	41.2	23	35.2	0	23.2	0	0.3	12	10	●
1980	14	41.8	22	45.7	0	12.1	0	0.5	12	8	●
1979	17	45.7	19	40.9	0	13.2	0	0.2	13	2	●
1978	17	51.9	19	40.1	0	6.8	0	1.2	12	2	●
1976	17	45.7	19	36.4	0	14.8	0	3.2	36	2	●
1973	9	34.8	21	40.2	6	24.0	3	1.0	39	3	●

Ward history of Watford

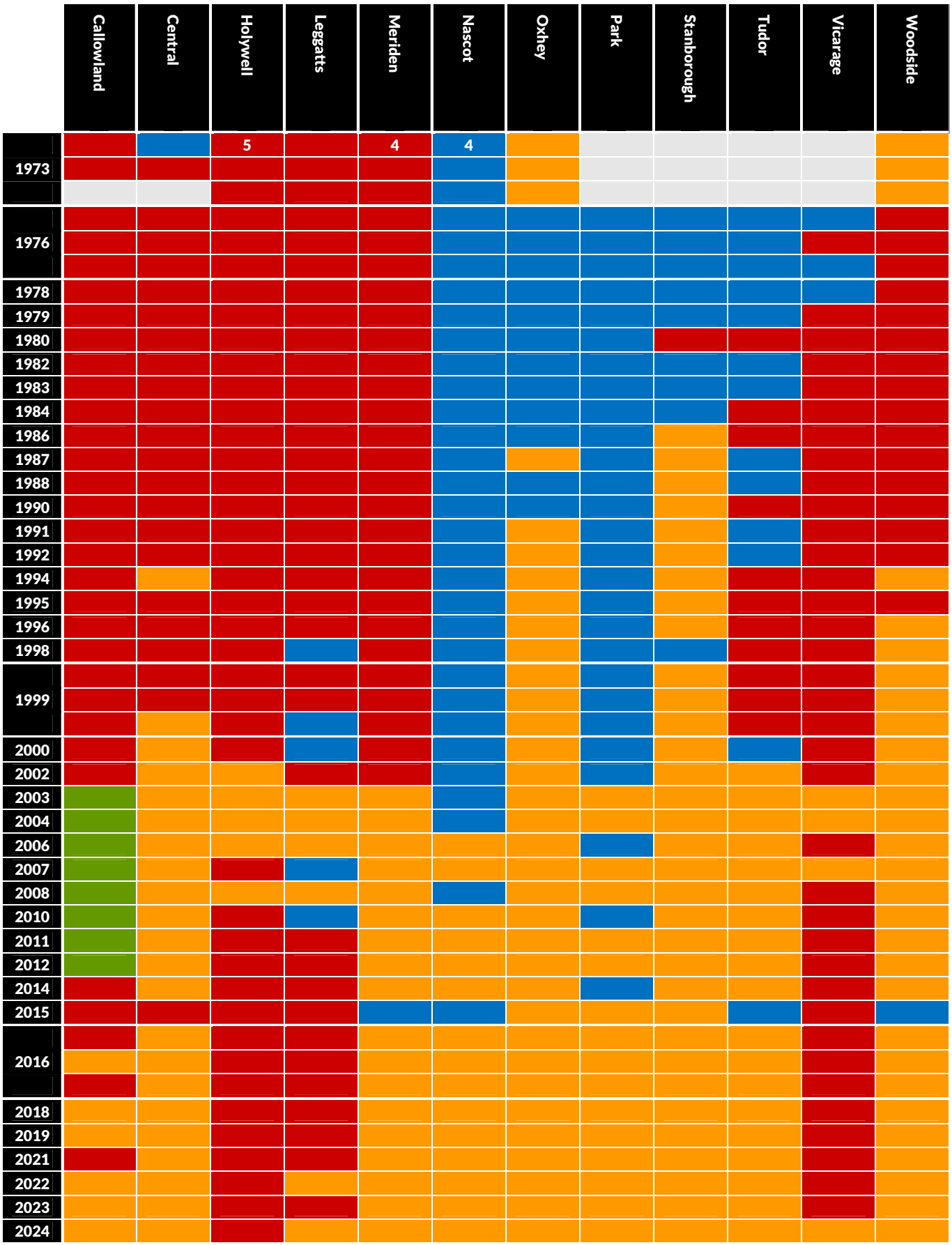

Callowland
Watford

Richard P. Short	**LD**	**1,069**	**51.9**	**+10.1**
*Dennis G. Watling	Lab	829	40.3	- 1.9
Navdeep Sachdeva	Con	161	7.8	- 8.2

Central
Watford

Sam Summer	**LD**	**924**	**46.2**	**+ 1.7**
Mohammed W. Hakim	Lab	572	28.6	- 4.5
Devyani S. Bajaj	Con	259	12.9	- 2.6
David C. Ealey	Ref	125	6.2	
Dennis A. Wharton	Ind	68	3.4	- 3.4
James F. O'Connor	TUSC	53	2.6	

Holywell
Watford

***Nigel Bell**	**Lab**	**1,159**	**60.1**	**- 2.4**
Simon Morrison	LD	352	18.2	+ 4.7
Danny Moseley	Con	328	17.0	- 4.4
Mark S. O'Connor	TUSC	91	4.7	+ 2.0

Leggatts
Watford

Shamraz Begum	**LD**	**864**	**42.6**	**+ 7.7**
Asma S. Suleman	Lab	689	34.0	- 3.4
James L. Fanning	Con	350	17.3	- 8.1
Sarah J. Knott	Her	65	3.2	
Derek R. Foster	TUSC	60	3.0	+ 1.2

Meriden
Watford

Annalisa Buraglio	**LD**	**643**	**44.7**	**+ 1.7**
Keith O. Morgan	Lab	377	26.2	+ 1.6
Jennifer M. Raperport	Con	314	21.8	- 10.6
Ian F.J. Green	Ref	106	7.4	

Nascot
Watford

***Mark A. Watkin**	**LD**	**1,394**	**59.1**	**+ 8.7**
Stephen Woodard	Con	422	17.9	- 13.1
Seamus J.V. Williams	Lab	385	16.3	- 2.3
Xiaolei Xie	Ref	158	6.7	

Oxhey
Watford

***Karen R. Clarke-Taylor**	**LD**	**1,267**	**66.1**	**+ 6.0**
Anthony Scott-Norman	Lab	231	12.0	- 3.5
Sahil Ghuman	Con	222	11.6	- 10.9
Neal Webber	Ref	100	5.2	+ 3.3
Shaun K. Howard	Grn	98	5.1	

Park
Watford

Gabriel Duduta	**LD**	**1,413**	**58.8**	**+ 6.0**
Arijit Mukherjee	Con	380	15.8	- 16.6
Rajinder K. Dhindsa	Lab	352	14.6	- 0.2
John C. Craddock	Ref	259	10.8	

Stanborough
Watford

Clara M. Ansong	**LD**	**798**	**49.9**	**+ 0.6**
Peter D. Williams	Con	307	19.2	- 15.5
Laura J. Griffiths	Lab	294	18.4	+ 2.3
Gary J. Ling	Ref	200	12.5	

Tudor
Watford

***Darren E. Walford**	**LD**	**827**	**47.4**	**- 1.2**
Olajide O. Alade	Lab	408	23.4	+ 1.8
Carly L. Bishop	Con	346	19.8	- 10.0
John L. Dowdle	Ref	165	9.5	

Vicarage
Watford

Sohail Bashir	**LD**	**987**	**43.5**	**+16.6**
*Sara J. Trebar	Lab	907	40.0	- 8.1
Vibhor Agarwal	Con	232	10.0	- 15.0
David N. Gordon	Grn	141	6.2	

Woodside
Watford

***Ann E. Saffery**	**LD**	**705**	**45.0**	**- 3.1**
Anne Joynes	Lab	572	36.9	+13.6
Kingsley Owen	Con	291	18.6	- 10.0

Summary of results: Watford

	Year	Elec	%Poll	Con	Lab	LD	Grn	Ind	Other
Callowland	2024	6,090	34.2	7.8	40.3	51.9			
	2023	5,957	32.0	12.0	40.3	47.7			
	2022	5,829	35.0	10.3	36.1	53.6			
	2019	5,641	35.9	9.1	37.5	53.4			
Central	2024	7,177	28.2	12.9	28.6	46.2		34.4	8.9
	2023	7,061	26.6	9.5	31.3	53.6			5.6
	2022	6,832	30.7	11.2	26.6	55.4		6.8	
	2019	6,740	30.9	15.5	33.1	44.5		6.8	
Holywell	2024	7,250	27.0	17.0	60.1	18.2			4.7
	2023	6,925	24.4	19.3	57.3	20.0			3.5
	2022	6,596	27.4	23.9	53.2	20.2			2.7
	2019	6,670	30.8	21.4	62.5	13.5			2.7
Leggatts	2024	5,941	34.5	17.3	34.0	42.6			6.2
	2023	5,822	33.5	15.4	45.6	34.4			4.7
	2022	5,758	37.9	16.5	36.7	44.3			2.5
	2019	5,853	37.9	25.8	37.4	34.9			1.8
Meriden	2024	5,785	25.0	21.8	26.2	44.7			7.4
	2023	5,746	22.2	24.3	25.9	49.8			
	2022	5,727	26.3	22.0	24.3	53.8			
	2019	5,792	28.0	32.4	24.6	43.0			
Nascot	2024	6,841	34.7	17.9	16.3	59.1			6.7
	2023	6,822	32.8	21.8	15.1	57.5			5.6
	2022	6,747	39.1	24.1	16.3	59.6			
	2019	6,733	41.0	31.0	18.6	50.4			
Oxhey	2024	5,642	34.2	11.6	12.0	66.1	5.1		5.2
	2023	5,533	34.4	17.9	12.7	67.2			2.3
	2022	5,439	38.9	17.1	15.3	65.8			1.8
	2019	5,402	40.8	22.5	15.5	60.1			1.9
Park	2024	6,528	37.0	15.8	14.6	58.8			10.8
	2023	6,453	37.2	19.2	15.7	60.4			4.7
	2022	6,418	41.7	21.7	17.3	61.1			
	2019	6,462	43.4	32.4	14.8	52.8			
Stanborough	2024	5,741	28.0	19.2	18.4	49.9			12.5
	2023	5,649	28.4	17.7	17.2	57.9	3.2		4.0
	2022	5,670	31.9	29.6	19.5	50.8			
	2019	5,732	34.1	34.7	16.1	49.3			
Tudor	2024	5,276	33.3	19.8	23.4	47.4			9.5
	2023	5,300	30.9	26.7	21.0	52.3			
	2022	5,240	35.4	24.2	25.6	50.2			
	2019	5,311	37.0	29.8	21.6	48.6			
Vicarage	2024	6,032	37.9	10.2	40.0	43.5	6.2		
	2023	5,916	32.9	10.6	59.6	29.8			
	2022	5,860	28.9	11.2	50.4	38.4			
	2019	5,917	37.7	25.0	48.1	26.9			
Woodside	2024	5,801	27.3	18.6	36.5	45.0			
	2023	5,766	25.8	18.4	31.5	50.1			
	2022	5,762	27.3	23.8	24.7	51.4			
	2019	5,822	29.2	28.6	23.3	48.1			

Welwyn-Hatfield

4 ▼10	12	8 ▲8	20	4 ▲2	16	0 ◆	0	0 ◆	0

Council remains under no overall control

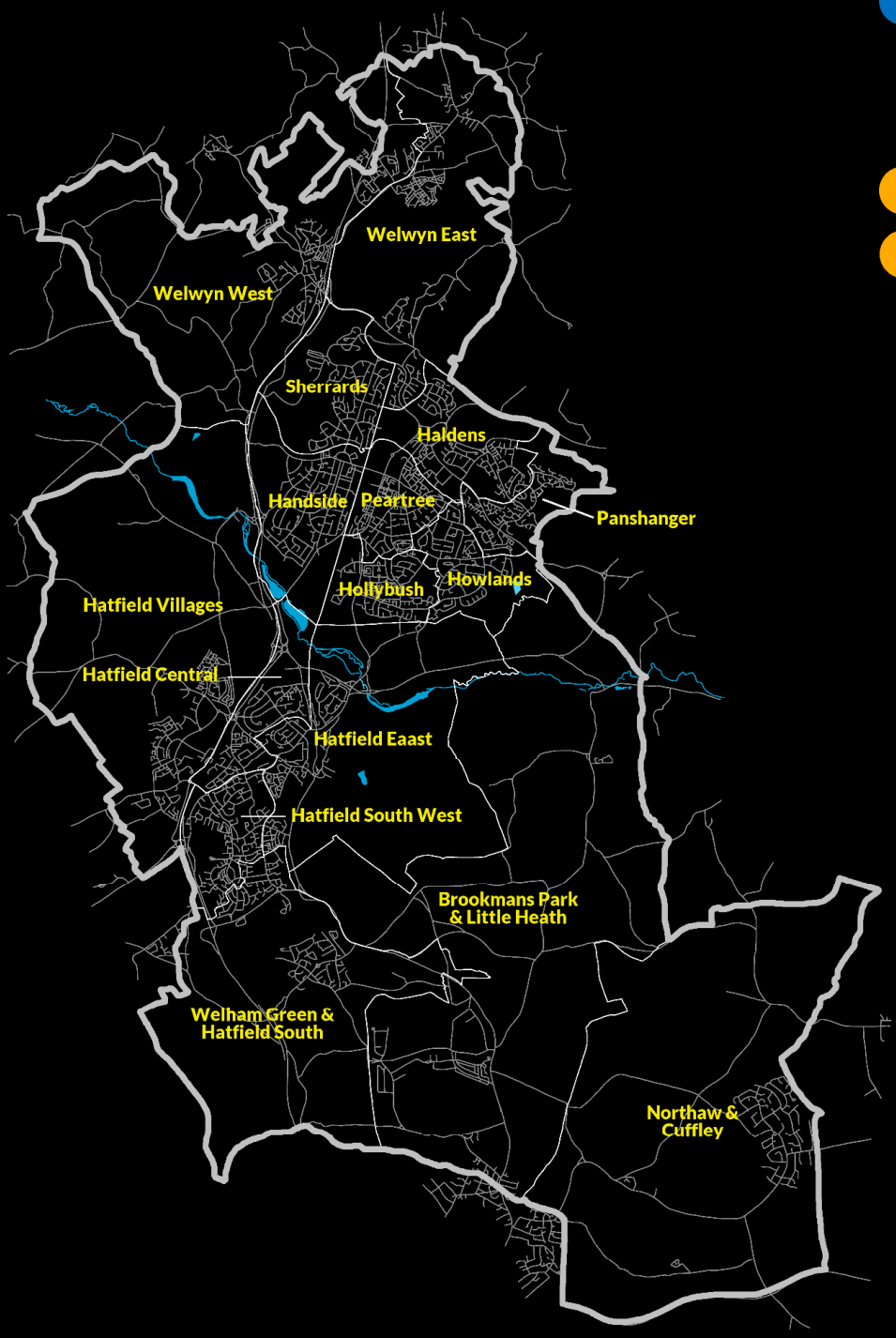



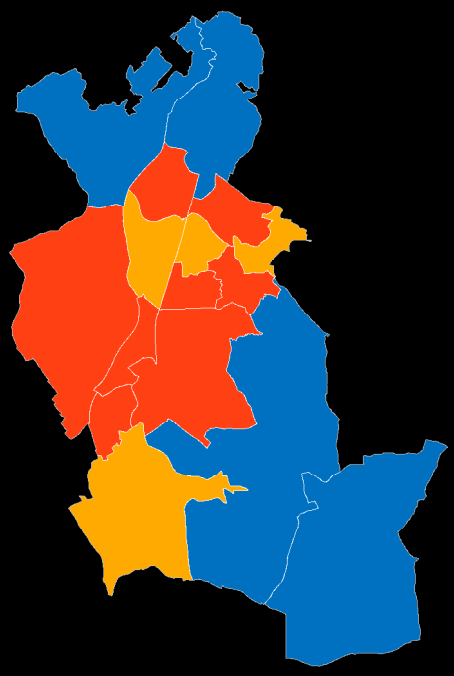

Electoral history of Welwyn Hatfield

	seats	%votes	seats	%votes	seats	%votes	seats	%votes	Total	Majority	
2024	12	33.9	20	31.8	16	21.4	0	12.8	16		
2023	22	33.8	12	30.9	14	25.9	0	9.5	16		
2022	26	37.8	10	31.3	12	27.1	0	3.8	16	4	●
2021	28	49.0	9	24.3	11	20.6	0	6.0	16	8	●
2019	23	39.0	13	24.2	12	32.9	0	4.0	16		
2018	27	41.3	13	28.9	8	24.4	0	5.4	16	6	●
2016	28	40.8	15	27.6	5	18.2	0	13.4	48	8	●
2015	31	46.1	14	23.7	2	11.1	1	19.2	16	14	●
2014	31	38.6	14	22.5	2	11.8	1	26.5	16	14	●
2012	34	46.5	11	30.2	2	10.7	1	12.6	16	20	●
2011	37	53.8	9	29.5	2	13.5	0	3.2	16	26	●
2010	40	52.0	5	20.9	3	24.3	0	2.7	16	32	●
2008	40	54.0	5	20.5	3	20.9	0	4.7	48	32	●
2007	35	54.6	10	25.1	3	16.7	0	3.6	16	22	●
2006	32	55.1	12	23.3	3	20.9	1	0.7	16	16	●
2004	31	46.5	15	27.2	2	24.1	0	2.1	16	14	●
2003	27	46.0	21	31.8	0	22.2	0	0.0	16	6	●
2002	26	48.5	22	33.8	0	17.7	0	0.0	16	4	●
2000	23	45.8	25	39.0	0	13.0	0	2.3	16	2	●
1999	24	41.8	24	41.4	0	15.7	0	1.1	36		
1998	20	43.3	27	40.3	0	15.5	0	0.8	16	7	●
1996	16	33.5	31	53.0	0	13.0	0	0.5	16	15	●
1995	20	31.9	27	53.0	0	13.7	0	1.5	16	7	●
1994	23	36.3	24	45.7	0	17.6	0	0.4	15	1	●
1992	24	53.0	23	34.3	0	12.7	0	0.0	15	1	
1991	16	42.3	11	38.3	0	17.5	0	1.9	27	5	●
1990	19	36.4	24	47.0	0	11.8	0	4.8	14	5	●
1988	19	40.0	22	46.5	2	12.6	0	0.9	14	1	●
1987	18	44.6	23	32.9	2	22.5	0	0.0	15	3	●
1986	17	36.0	24	39.4	2	24.5	0	0.0	14	5	●
1984	19	38.2	24	42.9	0	18.9	0	0.0	14	5	●
1983	19	45.1	24	37.8	0	17.2	0	0.0	15	5	●
1982	18	42.0	25	37.4	0	20.5	0	0.1	14	7	●
1980	18	44.2	25	52.5	0	2.8	0	0.5	14	7	●
1979	21	51.3	22	45.0	0	3.6	0	0.0	15	1	●
1978	23	50.6	20	46.2	0	3.2	0	0.0	16	3	
1976	24	53.0	19	39.2	0	7.7	0	0.0	43	5	
1973	19	39.9	24	53.7	0	5.1	0	1.2	43	5	●

Ward history of Welwyn Hatfield

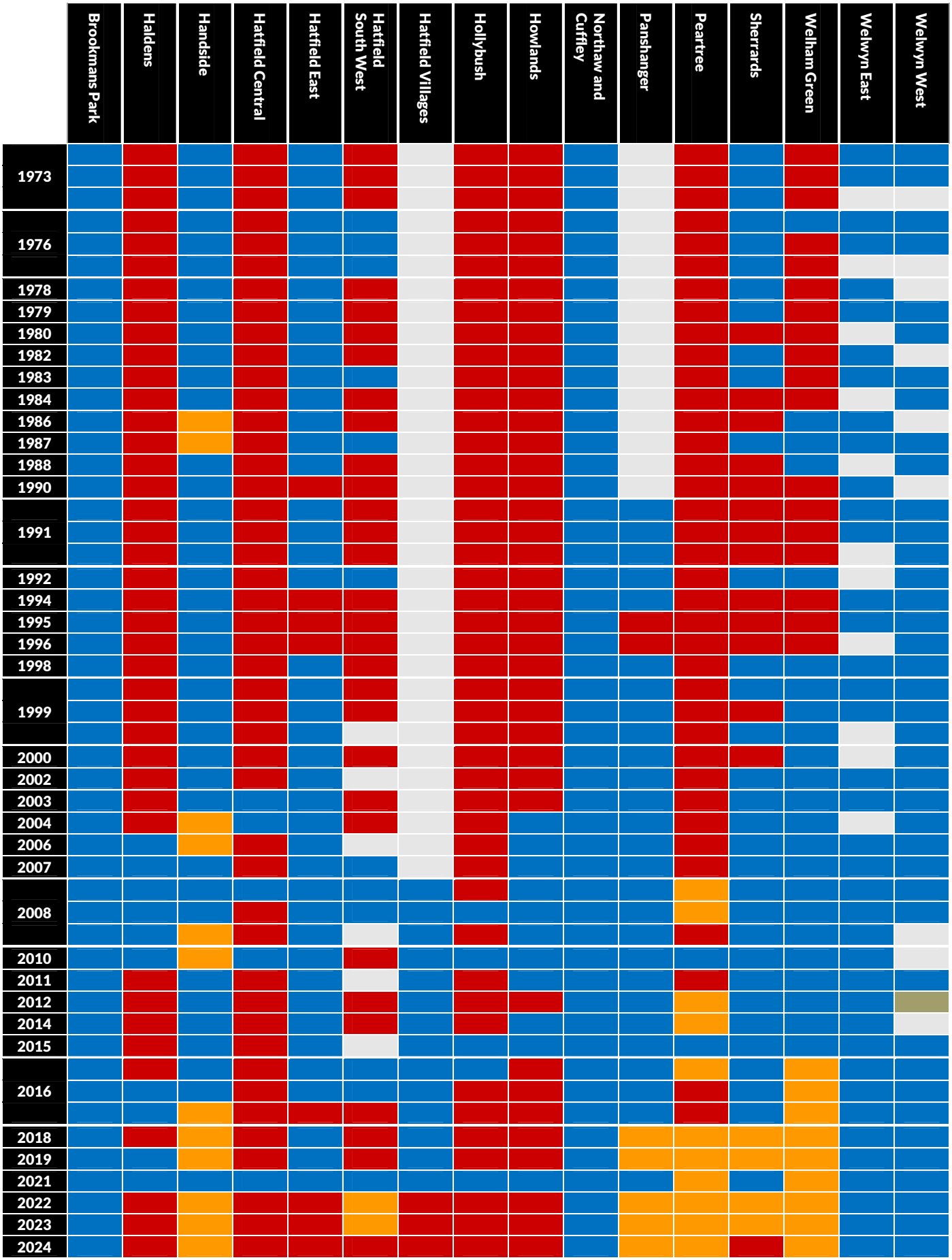

Brookmans Park and Little Heath
Welwyn-Hatfield

Mark Short	**Con**	**1,036**	**58.9**	**- 14.3**
Graham M. Beevers	Lab	374	21.3	+ 5.4
Peter E. Basford	LD	137	7.8	- 3.1
Harjinderpal S. Sandhu	Ref	120	6.8	
William N. Berrington	Grn	92	5.2	

Haldens
Welwyn-Hatfield

GAIN

Matthew T. Hobbs	**Lab**	**743**	**47.7**	**+14.1**
*Alastair I.W. Hellyer	Con	451	28.9	- 13.8
Jason A. Payne	LD	237	15.2	+ 1.2
Lesley J. Smith	Grn	127	8.2	- 0.5

Handside
Welwyn-Hatfield

GAIN

Anthony B. Skottowe	**LD**	**1,091**	**43.7**	**+ 8.4**
*Fiona Thomas	Con	845	33.9	- 12.4
Vaishali Shah	Lab	321	12.9	+ 1.8
Philip Hopley	Grn	136	5.5	- 1.8
Andrew W. Lewis	Ref	101	4.0	

Hatfield Central
Welwyn-Hatfield

GAIN

Ian J. Walsh	**Lab**	**645**	**48.2**	**+ 6.2**
*James Bond	Con	328	24.5	- 18.2
Mark A. Smith	Ref	135	10.1	
Adam Edwards	LD	124	9.3	+ 0.3
Cheryl Miles	Grn	105	7.9	

Hatfield East
Welwyn-Hatfield

GAIN

Shirley B. Asare	**Lab**	**783**	**42.3**	**+11.9**
Claire A. Hunt	Con	597	32.2	- 12.4
Pashang Fatemi	LD	315	17.0	+ 1.1
Ian H. Gregory	Grn	158	8.5	- 0.6

Hatfield South West
Welwyn-Hatfield

GAIN

Karthik K. Bonkur	**Lab**	**784**	**44.5**	**+10.6**
Muhammad Joglu	LD	489	27.7	- 5.2
*Craig R. Stanbury	Con	418	23.7	- 10.2
Antony J. Henn	Grn	72	4.1	

Hatfield Villages
Welwyn-Hatfield

GAIN

Jane O. Otumunye	**Lab**	**669**	**41.6**	**+ 7.2**
Abbie E. Cook	Con	551	34.2	- 11.4
Brad Taylor	LD	292	18.1	+ 6.9
Andreas Kukol	Grn	98	6.1	- 2.7

Hollybush
Welwyn-Hatfield

GAIN

Alan Chesterman	**Lab**	**649**	**52.2**	**+13.9**
Marios Artemi	Con	297	23.9	- 9.0
Hamish R. Haddow	Ref	120	9.7	
Peter W. Gamby	Grn	92	7.4	- 1.7
Fauzia Haider	LD	85	6.8	- 2.9

Howlands
Welwyn-Hatfield

GAIN

Katherine L. Gardner	**Lab**	**769**	**49.6**	**+12.5**
Brian P. Seeger	Con	428	27.6	- 24.9
Dean J. Milliken	Ref	142	9.2	
Penelope I. Berrington	Grn	114	7.4	
Hillary A. Skoczylas	LD	96	6.2	- 4.2

Northaw and Cuffley
Hertsmere

Barbara A. Fitzsimon	**Con**	**852**	**60.6**	**- 14.6**
Sheila A. Barrett	Lab	272	19.3	+ 6.7
Brian E. Edwards	Grn	164	11.7	
Anthony J. Green	LD	118	8.4	- 3.8

Panshanger
Welwyn-Hatfield

GAIN

Salman Khan	**LD**	**541**	**38.1**	**+ 8.4**
*Stan Tunstall	Con	462	32.6	- 16.9
Perry M.W. Hewitt	Lab	314	22.1	+ 1.3
Alice Cowley-French	Grn	102	7.2	

Peartree
Welwyn-Hatfield

***Russ Platt**	**LD**	**621**	**43.3**	**+ 2.9**
Tom Green	Lab	521	36.3	+ 7.8
Jeet Dhelaria	Con	175	12.2	- 11.3
Tanya Dickson	Grn	118	8.2	+ 0.6

Sherrards
Welwyn-Hatfield

GAIN

Leo Gilbert	**Lab**	**606**	**31.5**	**+ 8.2**
Azmat U.K. Mughal	LD	590	30.6	+ 2.5
Durk Reyner	Con	475	24.7	- 12.8
David Cox	Grn	128	6.6	- 4.5
Jack O. Aaron	Ref	126	6.5	

Welham Green and Hatfield South
Welwyn-Hatfield

***Paul M. Zukowskyj**	**LD**	**699**	**41.6**	**- 6.8**
Teresa F. Travell	Con	593	35.3	+ 2.1
Linda E. Mendez	Lab	322	19.2	+ 3.5
Ian N.C. Nendick	Grn	67	4.0	

Welwyn East
Welwyn-Hatfield

***Julie A. Cragg**	**Con**	**777**	**40.0**	**- 16.3**
Georg Von Bülow	Lab	587	30.2	+10.5
Genevieve Almeyda	LD	250	12.9	0.0
Darrin A. Dexter	Grn	178	9.2	- 1.9
Tom Holdsworth	Ref	151	7.8	

Welwyn West
Welwyn-Hatfield

Alex Bardett	**Con**	**817**	**43.6**	**- 19.9**
Sarah Butcher	Grn	801	42.8	+29.3
Andrew Osborne	Lab	190	10.1	- 2.9
Rhiannon Richardson	LD	65	3.5	- 6.5

Summary of results: Welwyn Hatfield

	Year	Elec	%Poll	Con	Lab	LD	Grn	Ind	Other
Brookmans Park and Little Heath	2024	4,974	35.6	58.9	21.3	7.8	5.2		6.8
	2023	5,000	33.9	62.0	18.3	12.1	7.6		
	2022	4,992	38.6	65.0	19.1	15.9			
	2021	5,092	42.3	73.2	15.9	10.9			
Haldens	2024	4,934	31.9	28.9	47.7	15.2	8.2		
	2023	4,925	34.5	31.0	50.9	10.4	7.8		
	2022	4,929	35.9	35.3	50.4	14.3			
	2021	4,926	36.0	43.7	33.6	14.0	8.7		
Handside	2024	5,417	46.2	33.9	12.9	43.7	5.5		4.0
	2023	5,443	46.4	27.7	10.1	56.0	6.1		
	2022	5,416	50.4	25.5	11.0	51.3	9.1		3.1
	2021	5,488	52.2	46.3	11.1	35.3	7.3		
Hatfield Central	2024	5,359	25.2	24.5	48.2	9.3	7.9		10.1
	2023	5,404	23.1	22.3	57.5	11.9	8.2		
	2022	5,398	26.2	33.4	52.8	13.8			
	2021	5,477	25.1	42.7	42.0	9.0			6.3
Hatfield East	2024	5,637	33.1	32.2	42.3	17.0	8.5		
	2023	5,654	32.9	33.1	39.8	21.7	5.5		
	2022	5,578	32.9	38.4	44.1	10.4	7.1		
	2021	5,651	32.5	44.6	30.4	15.9	9.1		
Hatfield South West	2024	5,973	29.7	23.7	44.5	27.7	4.1		
	2023	5,602	27.1	14.3	37.0	43.7	5.0		
	2022	5,431	28.7	19.8	31.6	45.4			3.2
	2021	5,363	28.7	33.9	33.2	32.9			
Hatfield Villages	2024	5,943	27.4	34.2	41.6	18.1	6.1		
	2023	5,730	28.2	29.6	44.0	18.0	5.4		3.0
	2022	5,555	29.5	40.9	46.2	12.9			
	2021	5,429	31.4	45.6	34.4	11.2	8.8		
Hollybush	2024	4,684	25.7	23.9	52.2	6.8	7.4		9.7
	2023	4,913	25.5	24.7	58.3	9.1	7.9		
	2022	4,911	31.3	31.5	57.8	10.7			
	2021	4,955	30.6	42.9	38.3	9.7	9.1		
Howlands	2024	5,283	29.7	27.6	49.6	6.2	7.4		9.2
	2023	5,291	30.0	32.0	54.9	6.6	6.5		
	2022	5,313	34.9	34.5	58.5	7.0			
	2021	5,357	34.3	52.5	37.1	10.4			
Northaw and Cuffley	2024	4,649	30.7	60.6	19.3	8.4	11.7		
	2023	4,690	35.2	66.8	15.5	9.2	8.5		
	2022	4,722	33.9	67.8	17.6	14.6			
	2021	4,780	37.2	75.2	12.6	12.2			
Panshanger	2024	4,379	32.7	32.6	22.1	38.1	7.2		
	2023	4,384	35.3	28.6	19.7	47.2	4.4		
	2022	4,447	34.3	34.1	26.6	39.3			
	2021	4,482	36.9	49.5	20.8	29.7			
Peartree	2024	5,512	26.1	12.2	36.3	43.3	8.2		
	2023	5,430	24.3	12.8	35.7	44.6	7.0		
	2022	5,355	28.0	11.6	33.4	51.8			3.2
	2021	5,245	27.3	23.5	28.5	40.4	7.6		
Sherrards	2024	4,373	44.1	24.7	31.5	30.6	6.6		6.5
	2023	4,373	44.2	17.5	21.6	53.0	4.3		3.6
	2022	4,421	46.7	24.3	14.3	54.4	4.9		2.1
	2021	4,499	46.0	37.5	23.3	28.1	11.1		
Welham Green and Hatfield South	2024	5,303	32.0	35.3	19.2	41.6	4.0		
	2023	5,202	31.2	35.2	20.8	38.1	3.1		2.8
	2022	5,306	32.0	33.2	17.5	45.6			3.7
	2021	5,405	34.2	40.7	19.3	59.3			3.2
Welwyn East	2024	5,092	37.9	40.0	30.2	12.9	9.2		7.8
	2023	5,124	35.7	45.7	30.7	11.0	12.6		
	2022	5,138	42.9	52.1	28.8	19.1			
	2021	5,126	42.2	56.3	19.7	12.9	11.1		
Welwyn West	2024	4,878	38.5	43.6	10.1	3.5	42.8		
	2023	4,845	41.3	47.0	10.1	6.4	36.5		
	2022	4,866	39.1	54.4	15.3	14.1	16.2		
	2021	4,903	39.8	63.5	13.0	10.0	13.5		

West Lancashire

4 ▼1	14	8 ◆	26	0 ◆	0	0 ◆	0	0 ◆	0	3 ▲1	5

Labour retain control - majority: 7 seats

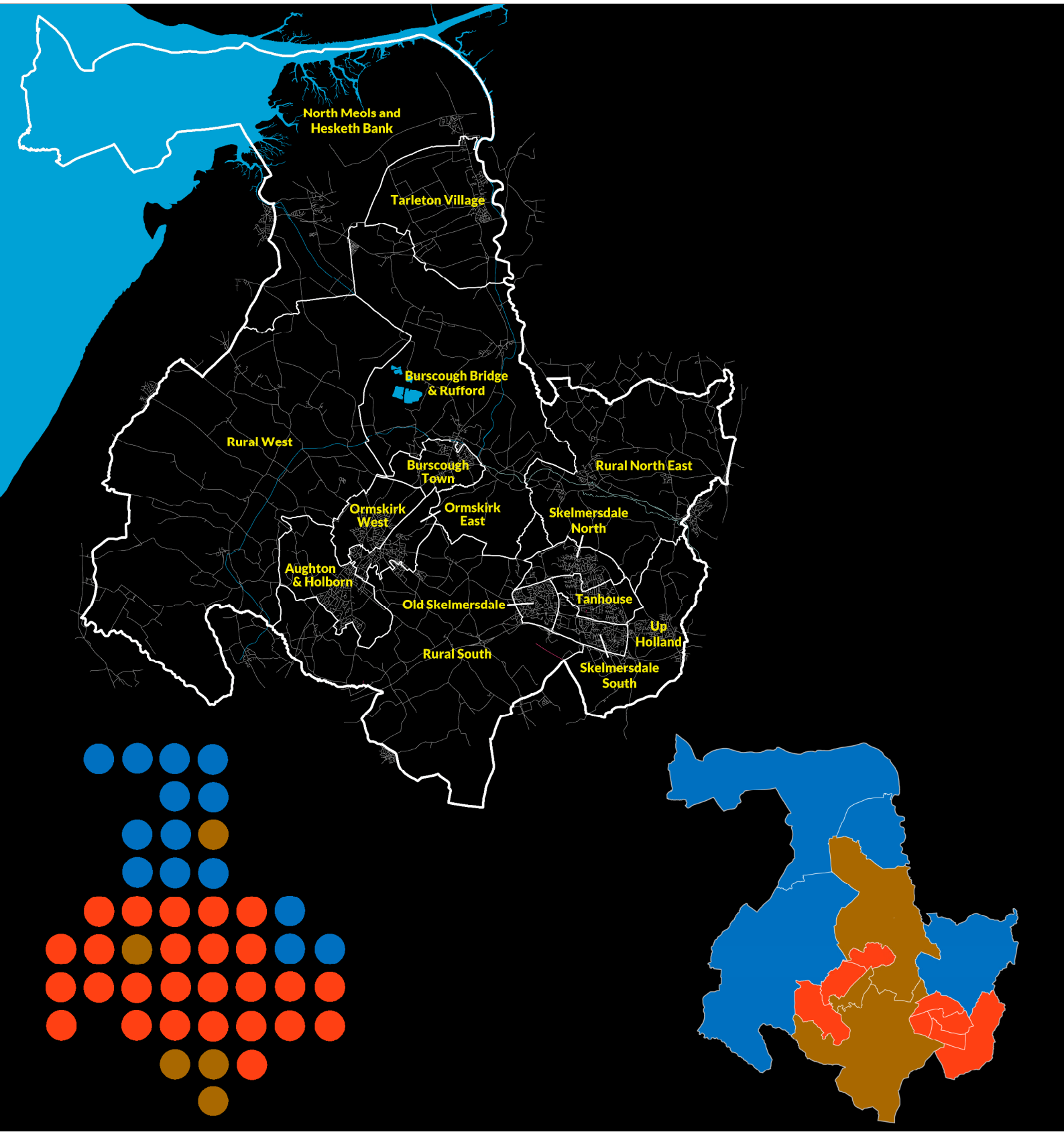

Electoral history of West Lancashire

	seats	%votes	seats	%votes	seats	%votes	seats	%votes	Total	Majority	
2024	14	24.4	26	47.0	0	2.5	5	26.1	14		●
2023	15	29.2	26	48.2	0	5.2	4	17.5	45	7	●
2022	20	33.9	26	50.8	0	2.8	8	12.5	18		
2021	20	32.8	26	42.2	0	3.1	8	21.8	18		
2019	19	33.1	29	38.8	0	0.0	6	28.1	18	4	●
2018	19	40.1	33	50.5	0	0.4	2	9.0	18	12	●
2016	22	33.2	31	56.1	0	0.0	1	10.6	18	8	●
2015	23	33.9	30	46.6	0	0.0	1	16.0	18	6	●
2014	27	37.6	27	43.0	0	0.3	0	19.1	18		
2012	28	35.9	26	56.5	0	0.6	0	6.9	18	2	●
2011	33	46.1	21	50.1	0	1.1	0	2.7	18	12	●
2010	31	47.9	22	48.2	0	0.0	1	3.9	19	8	●
2008	35	54.2	18	36.8	0	0.0	1	8.9	19	16	●
2007	33	52.1	21	38.6	0	2.8	0	6.6	18	12	●
2006	32	59.6	22	34.4	0	0.0	0	6.1	18	10	●
2004	29	47.4	25	36.9	0	0.7	0	15.0	18	4	●
2003	28	46.1	26	39.9	0	0.0	0	14.0	18	2	●
2002	30	45.6	24	39.9	0	17.7	0	0.0	54	6	●
2000	22	46.4	31	45.0	0	0.0	2	8.5	18	7	●
1999	21	42.8	32	45.8	0	1.4	2	10.0	19	9	●
1998	20	40.8	32	47.6	0	1.9	3	9.7	18	9	●
1996	20	32.4	35	60.8	0	1.6	0	5.2	18	15	●
1995	23	36.1	32	60.9	0	0.0	0	3.1	19	9	●
1994	26	31.3	29	60.6	0	2.8	0	5.3	18	3	●
1992	27	45.6	27	43.0	1	8.0	0	3.4	18		
1991	26	41.1	27	47.6	2	8.0	0	3.3	19		
1990	28	30.4	25	57.3	2	7.3	0	5.0	18	1	●
1988	30	39.2	23	49.3	2	10.6	0	0.9	18	5	●
1987	29	42.0	23	34.9	2	18.0	0	5.1	19	4	●
1986	26	39.6	21	39.8	4	20.3	4	0.3	18		
1984	33	38.1	18	42.2	2	17.9	2	0.0	18	11	●
1983	31	45.9	20	34.2	1	13.9	3	6.0	19	7	●
1982	31	45.7	20	29.8	1	22.6	3	1.9	18	7	●
1980	29	43.2	22	50.8	1	2.6	3	3.4	18	3	●
1979	31	46.2	20	40.2	1	2.7	3	10.9	19	7	●
1978	33	50.6	18	46.2	1	3.2	3	0.0	18	11	●
1976	34	49.2	15	23.3	1	11.8	5	15.7	55	13	●
1973	10	25.8	21	26.9	6	16.3	15	30.9	52		

Ward history of West Lancashire

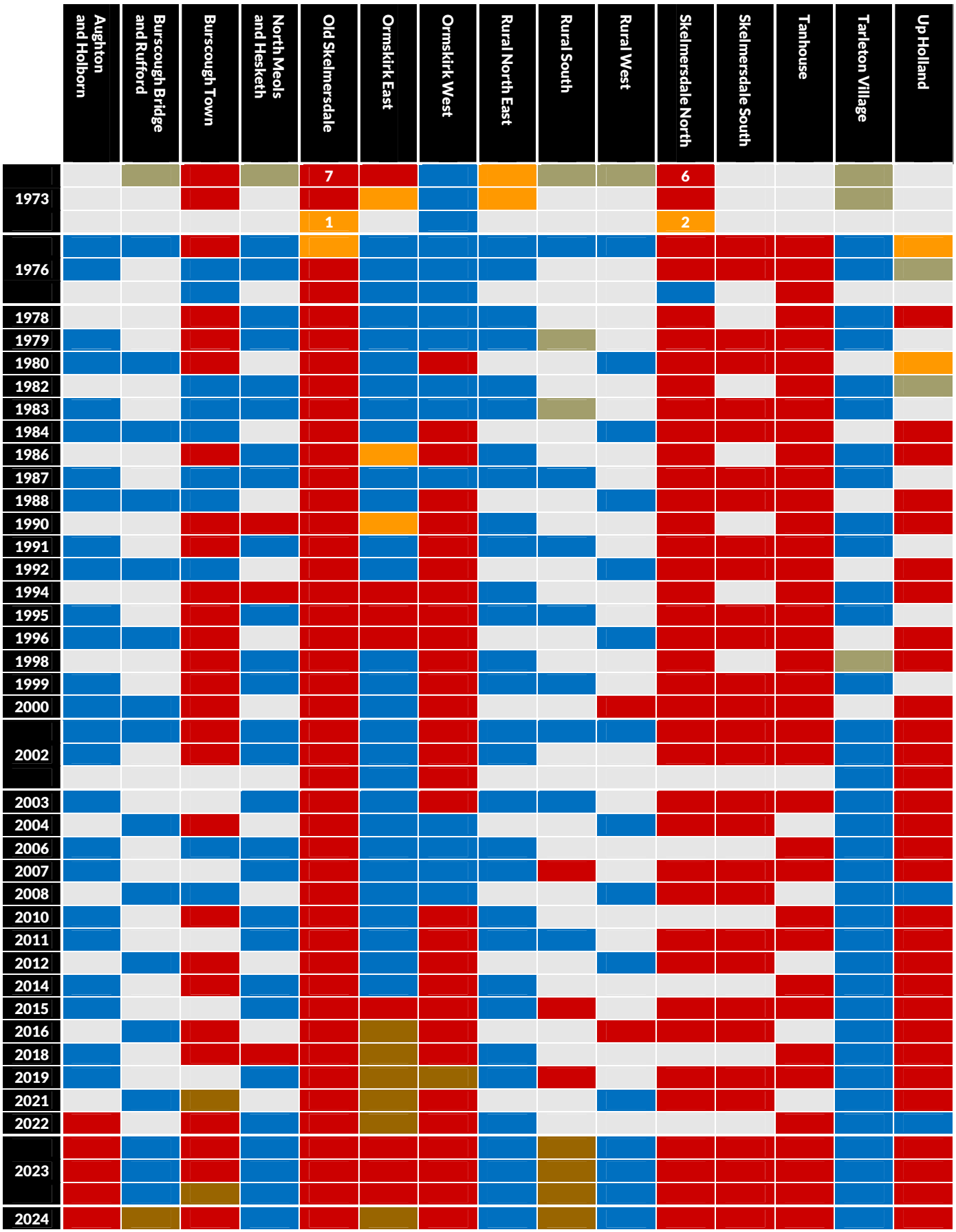

Ward boundaries in West Lancashire were changed in 2023 resulting in all-out elections that year. As a result, vote share changes are with 2023, not 2021, for this council

Aughton and Holborn
West Lancashire

***Kerry A. Lloyd**	**Lab**	**931**	**40.7**	**- 13.3**
Gordon P. Johnson	OWL	575	25.1	
Bruce Porteous	Con	540	23.6	- 22.4
Nigel L. Wilson	Ref	126	5.5	
Paul Hamby	Grn	116	5.1	

Burscough Bridge and Rufford
30% Southport, 70% West Lancashire

Paul D. Hesketh	**OWL**	**766**	**37.1**	
*Jayne L. Rear	Con	636	30.8	- 19.9
Swin Purple	Lab	584	28.3	- 9.3
Reese Riding	Grn	76	3.7	

Burscough Town
West Lancashire

Judy Abbott	**Lab**	**960**	**55.8**	**+17.3**
Adi Cotter	OWL	387	22.5	- 14.0
Ruth Melling	Con	219	12.7	- 2.2
Neil C. Pollington	LD	85	4.9	- 5.2
Simon Greenhalgh	Grn	70	4.1	

North Meols and Hesketh Bank
Southport

***Ian Eccles**	**Con**	**768**	**50.3**	**- 0.6**
Jan Monaghan	Lab	484	31.7	+ 7.7
Sarah Clifton	LD	140	9.2	- 4.0
William E. Black	Grn	134	8.8	- 3.0

Old Skelmersdale
West Lancashire

***Donna M.E. West**	**Lab**	**1,102**	**76.6**	**- 10.0**
Jason Chapman	Con	177	12.3	- 1.1
Kath Lockie	Grn	159	11.1	

Ormskirk East
West Lancashire

Janet Ingman	**OWL**	**957**	**43.2**	**- 2.5**
*Adam G. Yates	Lab	922	41.6	- 9.6
Jason Grice	Con	157	7.1	- 0.6
Simon G. Evans	Ref	96	4.3	
Richard S. Taylor	Grn	82	3.7	

Ormskirk West
West Lancashire

***Anne M. Fennell**	**Lab**	**948**	**45.8**	**- 5.5**
Jane E. Thompson	OWL	760	36.7	- 4.1
Juliana Gudgeon	Con	133	6.4	- 1.5
Paul T.J. French	Grn	122	5.9	
John D. Bullock	Ref	107	5.2	

Rural North East
West Lancashire

***David Whittington**	**Con**	**1,203**	**54.7**	**+14.6**
Jennie Jackson	Lab	781	35.5	+ 5.9
Carole J. Dundas	Grn	217	9.9	

Rural South
West Lancashire

Adrian E. Owens	**OWL**	**708**	**48.2**	**- 0.5**
Paul Dickie	Lab	462	31.5	- 3.1
Asheem Naraen	Con	222	15.1	- 1.6
Karen A. Field	Grn	76	5.2	

Rural West
West Lancashire

***Marilyn M. Westley**	**Con**	**589**	**33.9**	**- 3.3**
Richard M. Brown	OWL	520	30.0	+ 0.1
George Oliver	Lab	501	28.9	- 4.0
Lisa M. Smith	Grn	126	7.3	

Skelmersdale North
West Lancashire

***Melissa S. Parlour**	**Lab**	**959**	**76.5**	**- 10.1**
Peter J. Chandler	LD	150	12.0	
Sue Brake	Con	145	11.6	- 1.8

Skelmersdale South
West Lancashire

***Julian Finch**	**Lab**	**1,103**	**90.9**	**+17.9**
Sue Janvier	Con	110	9.1	+ 1.8

Tanhouse and Skelmersdale Town Centre
West Lancashire

***Maureen Nixon**	**Lab**	**925**	**77.4**	**- 9.3**
Brian M. McElhinney	Grn	136	11.4	
Richard Ainsworth	Con	134	11.2	- 2.1

Tarleton Village
Southport

John Mee	**Con**	**985**	**46.0**	**- 6.8**
Michelle M. Matthews	Lab	614	28.7	+ 1.1
Tina M. Stringfellow	LD	279	13.0	- 6.6
Edwin G. Black	Grn	262	12.2	

Tarleton Village by-election

***David A.Westley**	**Con**	**834**	**61.3**
Damian J. Owen	Lab	527	38.7

Up Holland
West Lancashire

***Gaynar Owen**	**Lab**	**1,056**	**62.3**	**- 9.3**
Julie Peel	Con	380	22.4	- 6.0
Charlotte Houltram	Grn	258	15.2	

Summary of results: West Lancashire

	Year	Elec	%Poll	Con	Lab	LD	Grn	OWL	Ind	Oth
Aughton and Holland	2024	6,515	35.3	23.6	40.7		5.1	25.1		
	2023	6,503	36.8	46.0	54.0					
Aughton Park	2022	3,141	37.5	49.2	50.8					
	2022	3,141	37.5	49.2	50.8					
Burscough Bridge & Rufford	2024	5,722	37.1	30.8	28.3		3.7	37.1		
Rufford	2023	5,703	35.1	50.7	37.6	11.7				
	2021	1,808	46.0	72.7	27.3					
Burscough Town	2024	5,283	32.6	12.7	55.8	4.9	4.1	22.5		
	2023	5,199	33.5	14.9	38.5	10.1		36.5		
Burscough West	2022	3,969	36.8	17.3	45.7			37.0		
	2021	3,912	38.5	21.7	33.6	1.8		43.0		
North Meols and Hesketh	2024	5,829	26.4	50.3	31.7	9.2	8.8			
	2023	5,762	28.6	50.9	24.0	13.2	11.8			
	2022	3,642	31.7	59.3	35.6	5.1				
Old Skelmersdale	2024	6,328	23.2	12.3	76.6		11.1			
	2023	6,308	23.3	13.4	86.6					
	2022	4,708	25.5	11.5	72.5			16.0		
	2021	4,747	27.3	17.3	64.1				18.6	
Ormskirk East	2024	6,067	36.6	7.1	41.6		3.7		43.2	4.3
	2023	6,083	38.9	7.7	51.2			45.7		
Derby	2022	5,474	32.1	8.3	42.3	3.5		45.9		
	2021	5,676	30.9	14.2	35.4	2.3		48.1		
Ormskirk West	2024	6,109	34.0	6.4	45.8		5.9	36.7		
	2023	6,132	35.2	7.9	51.3			40.8		
Scott	2022	4,835	36.6	10.3	50.7			39.0		
	2021	4,929	35.3	16.7	42.8	2.7		37.8		
Rural North East	2024	6,154	36.0	54.7	35.5		9.9			
	2023	6,145	40.1	40.1	29.6	12.6		17.7		
Parbold	2022	3,011	42.2	60.1	39.9					
Rural South	2024	5,141	28.7	15.1	31.5		5.2	48.2		
Bickerstaffe	2023	5,246	35.1	16.7	34.6			48.7		
Rural West	2024	5,662	30.9	33.9	28.9		7.3	30.0		
	2023	4,564	31.4	37.2	32.9			29.9		
Halsall	2021	1,741	35.4	52.4	24.3	3.1		20.3		
Skelmersdale North	2024	5,781	21.9	11.6	76.5	12.0				
	2023	5,670	22.5	13.4	86.6					
	2021	2,951	32.9	13.2	73.1				14.0	
Skelmersdale South	2024	5,884	21.0	9.1	90.9					
Digmoor	2023	5,856	21.9	7.3	73.0				19.7	
	2021	3,162	30.0	9.4	67.3					
Tanhouse & Skelmersdale Town Centre	2024	6,226	19.4	11.2	77.4		11.4			
Tanhouse	2023	6,193	19.3	13.3	86.7					
	2022	3,438	22.3	14.3	85.7					
Tarleton Village	2024	5,613	33.1	46.0	28.7	13.0	12.2			
Tarleton	2023	5,529	33.2	52.8	27.6	19.6				
	2022	4,865	38.7	58.4	31.1	10.4				
	2021	4,895	39.3	72.4	20.2	7.4				
Up Holland	2024	6,024	28.4	22.4	62.3		15.2			
	2023	6,013	28.8	28.4	71.6					
	2022	5,007	32.3	35.7	64.3					
	2021	5,031	33.4	40.8	59.2					

West Oxfordshire

4 ▼5	13	4 ▲1	11	7 ▲3	21	2 ▲1	4	0 ◆	0

Council remains under no overall control



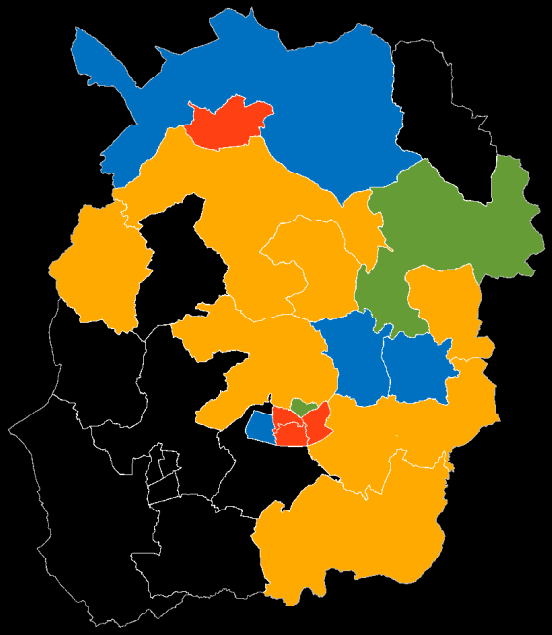

Electoral history of West Oxfordshire

	seats	%votes	seats	%votes	seats	%votes	seats	%votes	Total	Majority	
2024	13	33.8	11	23.2	21	30.4	4	12.6	16		
2023	18	36.9	10	21.1	18	27.8	3	14.2	16		
2022	20	37.4	9	19.3	16	36.0	5	7.4	16		
2021	28	40.3	8	25.9	10	22.3	3	11.5	17	7	●
2019	28	39.1	9	23.0	10	24.3	2	13.6	16	7	●
2018	36	45.0	6	25.7	7	22.1	0	7.2	16	23	●
2016	41	45.9	4	25.8	4	15.6	0	12.8	17	33	●
2015	40	53.1	4	17.5	4	10.0	1	19.4	16	31	●
2014	40	49.1	5	18.5	3	10.4	1	22.1	16	31	●
2012	41	50.0	4	25.4	4	17.4	0	7.2	17	33	●
2011	44	55.0	1	17.4	4	11.0	0	16.6	16	39	●
2010	40	59.1	1	10.3	7	26.5	1	4.0	16	31	●
2008	40	56.5	1	7.9	6	22.5	2	13.1	18	31	●
2007	36	52.4	1	9.6	8	19.3	4	18.6	16	23	●
2006	32	59.6	1	9.3	11	20.0	5	11.1	16	15	●
2004	29	46.5	1	10.2	13	30.4	6	12.9	17	9	●
2003	29	38.6	2	11.2	12	30.5	6	19.7	16	9	●
2002	32	38.6	2	13.1	10	27.0	5	21.3	49	15	●
2000	26	46.9	2	20.1	13	20.9	8	12.0	17	3	●
1999	19	38.4	7	17.8	13	27.6	10	16.2	16		
1998	14	37.1	10	25.3	12	30.6	13	7.0	16		
1996	9	24.7	11	36.0	14	22.8	15	16.6	17		
1995	12	16.7	9	39.4	13	18.8	15	25.2	16		
1994	13	23.7	6	27.7	12	32.5	18	16.1	17		
1992	15	38.4	6	21.2	8	18.0	20	22.4	17		
1991	11	25.1	6	26.6	7	17.9	25	30.5	16	1	●
1990	9	21.2	6	29.2	7	18.8	27	30.9	16	5	●
1988	26	44.1	4	19.3	6	26.7	13	9.9	17	3	●
1987	25	45.8	3	17.6	9	27.5	12	9.1	16	1	●
1986	22	28.9	4	17.0	10	28.7	13	25.4	16		
1984	23	36.2	4	20.1	8	31.9	14	11.8	17		
1983	25	30.7	5	21.0	5	24.0	14	24.3	16	1	●
1982	24	35.3	6	10.0	5	30.0	14	24.7	16		
1980	23	36.7	6	27.3	2	16.6	18	19.4	17		
1979	23	43.2	5	18.3	2	10.7	19	27.8	49		
1976	18	33.4	4	17.0	0	11.3	23	38.4	45	1	●
1973	1	7.9	7	23.4	0	0.0	36	68.7	43	28	●

Ward history of West Oxfordshire

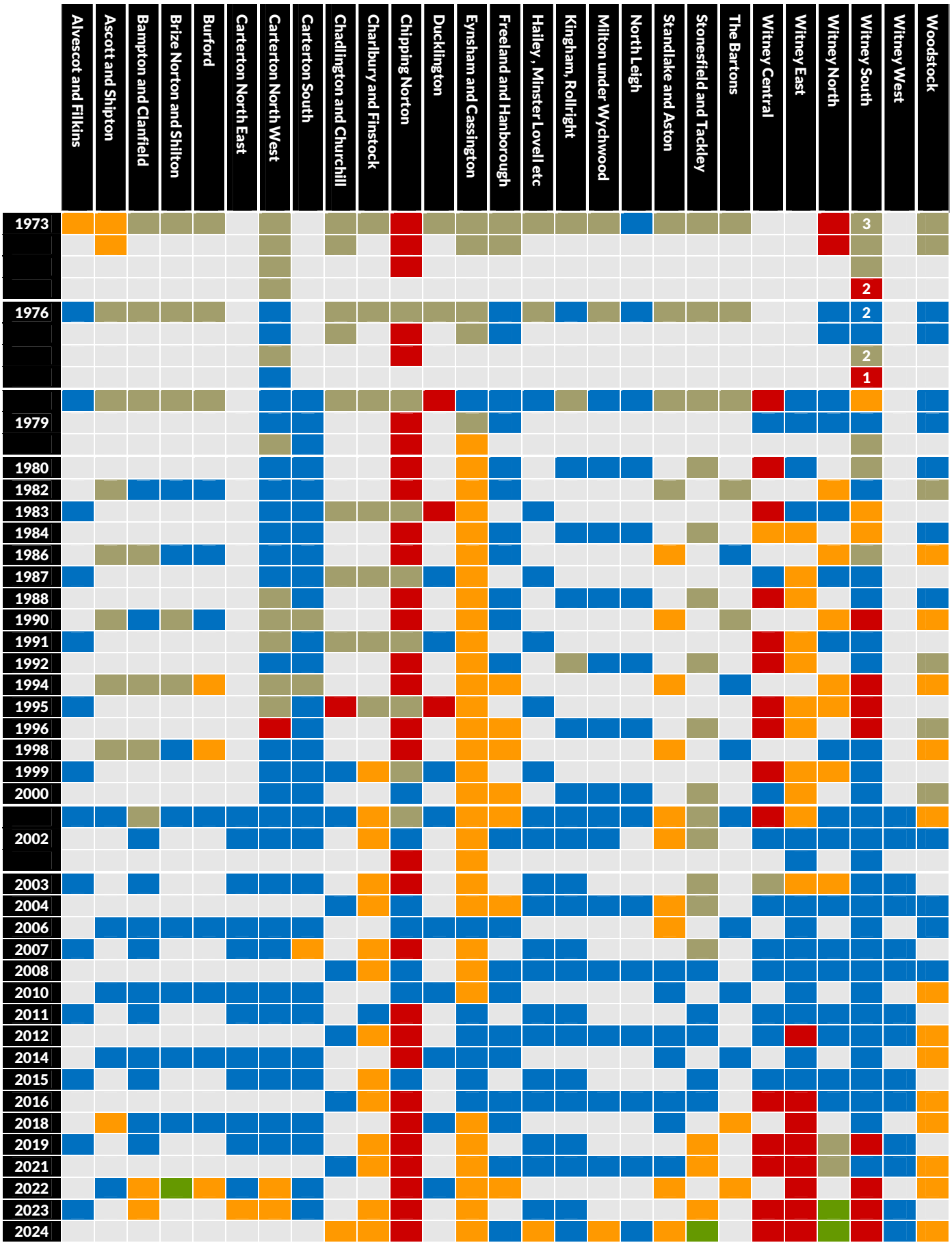

Alvescot and Filkins
Witney

No election in 2024

Ascott and Shipton
Witney

No election in 2024

Bampton and Clanfield
Witney

No election in 2024

Brize Norton and Shilton
Witney

No election in 2024

Burford
Witney

No election in 2024

Carterton North East
Witney

No election in 2024

Carterton North West
Witney

No election in 2024

Carterton South
Witney

No election in 2024

Chadlington and Churchill
GAIN

Witney

Nigel S. Ridpath	**LD**	**342**	**56.3**	**+23.9**
Caspar Morris	Con	210	34.6	- 10.8
Chris Tomlin	Lab	55	9.1	+ 0.7

Charlbury and Finstock
Witney

***Liz Leffman**	**LD**	**785**	**58.9**	**+ 4.3**
Gareth Dore	Con	270	20.3	- 4.9
Robin Puttick	Lab	153	11.5	+ 4.0
Flora Gregory	Grn	124	9.3	- 3.4

Chipping Norton
Witney

***Geoff Saul**	**Lab**	**1,071**	**61.3**	**+ 6.5**
Peter Burns	Con	362	20.7	- 7.4
Amy Long	Grn	197	11.3	- 0.7
Ivan A. Melet	LD	116	6.6	+ 1.4

Ducklington
Witney

No election in 2024

Eynsham and Cassington
Bicester and Woodstock

***Andy Goodwin**	**LD**	**996**	**49.8**	**- 5.6**
Sean Grace	Con	455	22.8	- 8.4
Nick Relph	Lab	389	19.5	+11.9
Nicholas Goodwin	Grn	160	8.0	+ 2.2

Freeland and Hanborough
Bicester and Woodstock

Roger Faulkner	**Con**	**587**	**39.4**	**- 12.3**
Marie J. Stimpson	LD	558	37.5	+ 9.6
Neil Davies-Small	Lab	152	10.2	- 0.3
Sam Newman	Ind	102	6.9	
Don Eisenhandler	Grn	90	6.2	

Hailey, Minster Lovell and Leafield
GAIN

Witney

Paul Marsh	**LD**	**606**	**43.8**	**- 1.1**
Paul Eaglestone	Con	595	43.0	- 12.1
Andy Bailey	Lab	109	7.9	
James R. Styring	Grn	73	5.3	

Kingham, Rollright and Enstone
Witney

***Alex Wilson**	**Con**	**475**	**43.0**	**- 11.3**
Arron J. Baker	Grn	448	40.5	+28.3
David Heyes	Lab	182	16.5	- 7.8

Milton-under-Wychwood
GAIN

Witney

Adam P. Clements	**LD**	**400**	**52.9**	**+31.2**
*Jeff Haine	Con	292	38.6	- 19.5
Sian O'Neill	Lab	42	5.6	- 5.3
Timothy J.R. Eden	Grn	22	2.9	- 6.5

North Leigh
Bicester and Woodstock

Sarah Veasey	**Con**	**487**	**54.1**	**- 5.2**
Hannah S. Massie	LD	303	33.7	+19.3
Richard J. Kelsall	Lab	73	8.1	- 7.2
Frances Mortimer	Grn	37	4.1	- 6.9

Standlake, Aston and Stanton Harcourt
GAIN

Witney

Stephen J. Cosier	**LD**	**860**	**51.3**	**+17.2**
*Lysette C.E. Nicholls	Con	672	40.1	- 16.2
Marion L. Harley	Lab	97	5.8	- 3.8
Alma A. Turnilowicz	Grn	48	2.9	

Stonesfield and Tackley
GAIN

Bicester and Woodstock

Genny Early	**Grn**	**523**	**33.6**	**+20.2**
Gareht D. Epps	LD	497	32.0	- 8.0
Shrone Parnes	Con	390	25.1	- 13.5
Kate England	Lab	145	9.3	+ 1.3

The Bartons
Witney

No election in 2024

Witney Central
Witney

***Andrew S. Cales**	**Lab**	**800**	**52.6**	**- 0.3**
Abdul Mubin	Con	518	34.1	- 0.2
Serena Martin	LD	109	7.2	+ 2.7
Rae Cather	Grn	93	6.1	- 0.4

Witney East
Witney

***Duncan S.T. Enright**	**Lab**	**1,019**	**45.0**	**- 2.8**
James Robertshaw	Con	932	41.2	+ 5.9
Sophie S. Roell	LD	183	8.1	+ 3.3
Harriet Marshall	Grn	129	5.7	- 6.3

Witney North
GAIN

Witney

Andrew P. Prosser	**Grn**	**451**	**31.3**	**+18.3**
Michelle A. Coulson	LD	390	27.1	+20.6
Dean Temple	Con	248	17.2	- 6.3
Richard A. Langridge	Ref	215	14.9	
Georgia J. Meadows	Lab	136	9.4	- 11.9

Witney South
Witney

Stuart McCarroll	**Lab**	**706**	**42.3**	**+ 7.6**
David Edwards-Hughes	Con	649	38.9	- 6.1
Peter D. Whitten	LD	115	6.9	- 0.5
David R. Cox	Her	99	5.9	
Ed Rolison	Grn	99	5.9	- 3.0

Witney West
Witney

***Jane M. Doughty**	**Con**	**636**	**41.7**	**- 10.8**
Dan Coulson	LD	533	34.9	+14.2
Sachin D.S. Thorogood	Lab	281	18.4	- 11.4
Penelope B. Ponton	Grn	76	5.0	- 2.0

Woodstock and Bladon
Bicester and Woodstock

***Elizabeth M. Poskitt**	**LD**	**618**	**43.1**	**- 6.9**
Ian Hudspeth	Con	480	33.4	- 0.2
Mathew Parkinson	Lab	254	17.7	+10.0
Barry I. Wheatley	Grn	83	5.8	- 2.9

Summary of results: West Oxfordshire

	Year	Elec	%Poll	Con	Lab	LD	Grn	Ind	Other
Alvescot and Filkins	2023	1,425	42.7	47.1	20.0		12.7	20.2	
Ascott and Shipton	2022	1,715	51.4	42.0	16.5	41.5			
Bampton and Clanfield	2023	3,380	40.6	44.4	3.9	46.8	4.9		
	2022	3,278	42.4	43.7	5.1	46.7	4.5		
Brize Norton and Shilton	2022	1,915	37.2	45.6			54.4		
Burford	2022	1,608	48.1	26.2	7.5	66.3			
Carterton North East	2023	4,095	25.6	35.0	10.4	49.5			5.1
	2022	4,146	23.4	44.6		44.1	11.3		
Carterton North West	2023	3,910	30.8	35.5	7.9	46.0	4.3		6.4
	2022	3,904	30.7	38.0	6.6	38.4		13.7	3.3
Carterton South	2023	3,338	30.4	43.4	10.4	39.7		6.5	
	2022	3,393	26.8	65.0		35.0			
Chadlington and Churchill	2024	1,611	38.0	34.6	9.1	56.3			
	2021	1,654	45.0	45.2	8.4	32.4	13.9		
Charlbury and Finstock	2024	3,045	43.9	20.3	11.5	58.9	9.3		
	2023	3,038	47.2	23.6	7.6	59.0	9.9		
	2021	3,075	53.5	25.2	7.5	54.6	12.7		
Chipping Norton	2024	5,698	30.9	20.7	61.3	6.6	11.3		
	2023	5,662	30.7	22.7	38.9	6.5	10.5	21.4	
	2022	5,539	37.1	29.9	61.0	9.1			
	2021	5,596	40.5	28.1	54.8	5.2	12.0		
Ducklington	2022	2,014	36.0	48.0	39.7		12.3		
Eynsham and Cassington	2024	5,067	39.6	22.8	19.5	49.8	8.0		
	2023	5,019	39.8	24.4	7.5	57.7	8.4	2.0	
	2022	5,031	41.8	21.9	8.5	63.1	6.4		
	2021	5,005	50.4	31.2	7.6	55.4	5.8		
Freeland and Hanborough	2024	4,016	37.2	39.4	10.2	37.5	6.0	6.9	
	2022	3,973	43.4	43.1		50.7	6.2		
	2021	3,848	45.2	51.7	10.5	27.9	8.9		0.9
Hailey, Minster Lovell and Leafield	2024	3,451	40.3	43.0	7.9	43.8	5.3		
	2023	3,400	42.4	49.1	7.0	44.0			
	2021	3,328	44.1	55.1		44.9			
Kingham, Rollright and Enstone	2024	3,227	34.7	43.0	16.5		40.5		
	2023	3,194	35.9	50.1	20.1		29.8		
	2021	3,278	41.6	54.3	24.3	9.3	12.2		
Milton-under-Wychwood	2024	1,810	42.0	38.6	5.6	52.9	2.9		
	2021	1,786	45.2	58.1	10.9	21.7	9.4		
North Leigh	2024	1,856	48.2	54.1	8.1	33.7	4.1		
	2021	1,764	44.6	59.3	15.3	14.4	11.0		

	Year	Elec	%Poll	Con	Lab	LD	Grn	Ind	Other
Standlake Aston and Stanton Harcourt	2024	3,744	45.3	40.1	5.8	51.3	2.9		
	2022	3,683	48.0	42.0		58.0			
	2021	3,595	49.2	56.3	9.6	34.1			
Stonesfield and Tackley	2024	3,439	45.5	25.1	9.3	32.0	33.6		
	2023	3,440	45.3	33.0	11.2	45.6	10.2		
	2021	3,505	50.0	38.6	8.0	40.0	13.4		
The Bartons	2022	1,553	47.1	21.9		74.4	3.7		
Witney Central	2024	4,399	34.8	34.1	52.6	7.2	6.1		
	2023	4,265	31.6	41.1	42.2	8.1	8.5		
	2021	4,257	36.2	34.3	52.9	4.5	6.5		1.8
Witney East	2024	5,781	39.5	41.2	45.0	8.1	5.7		
	2023	5,668	37.4	39.2	41.5	7.7	11.6		
	2022	5,664	38.2	36.0	47.5	8.8	7.6		
	2019	5,750	35.9	35.5	50.5	14.0			
Witney North	2024	3,029	47.8	17.2	9.4	27.1	31.3		14.9
	2023	3,029	44.9	22.0	15.8		36.4	25.8	
	2021	3,110	50.2	31.3	22.6		41.7	4.4	
Witney South	2024	4,807	34.9	38.9	42.3	6.9	5.9		5.9
	2023	4,754	35.3	44.0	46.3	9.7			
	2022	4,794	35.9	42.1	46.1		11.8		
	2021	4,956	38.0	45.0	34.7	7.4	8.9	4.1	
Witney West	2024	4,913	31.3	41.7	18.4	34.9	5.0		
	2023	4,737	32.0	50.9	27.1	16.8	5.2		
	2021	4,134	35.4	52.5	29.8	10.7	7.0		
Woodstock and Bladon	2024	3,607	40.0	33.4	17.7	43.1	5.8		
	2022	3,458	46.8	28.1	15.0	51.3	5.6		
	2021	3,490	53.4	33.6	7.7	50.0	8.7		

Wigan

0 ▼1	1	21 ◆	64	0 ◆	0	0 ◆	0	4 ▲1	10

Labour retain control - majority: 53 seats

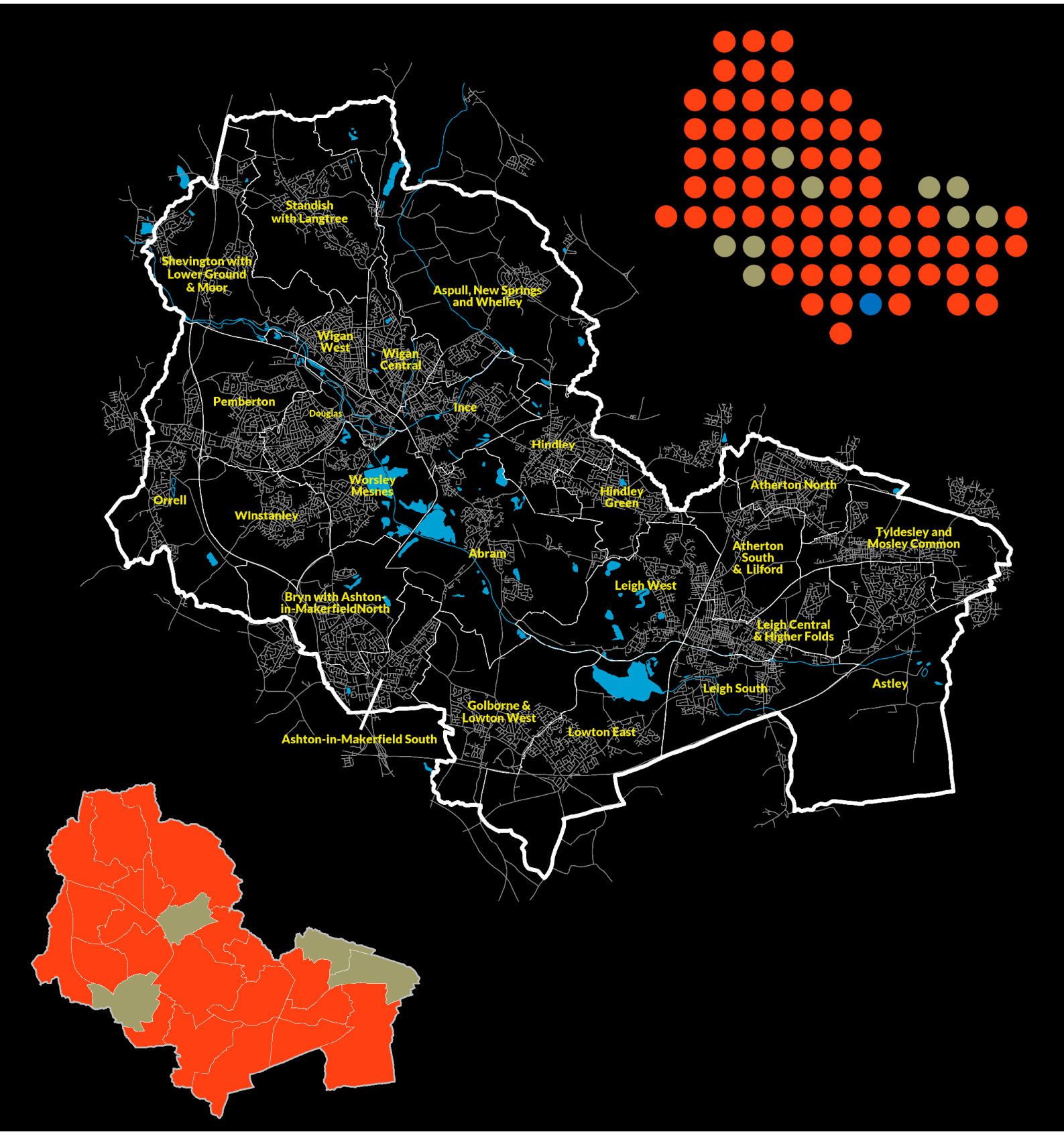

Electoral history of Wigan

	seats	%votes	seats	%votes	seats	%votes	seats	%votes	Total	Majority
2024	1	15.1	64	51.7	0	2.7	10	30.5	25	53
2023	2	20.2	64	48.3	0	7.6	9	23.9	75	53
2022	7	26.2	60	52.6	0	5.6	8	15.6	25	45
2021	8	29.6	57	50.1	0	4.3	10	16.0	25	39
2019	8	16.8	57	42.1	0	3.5	10	37.6	25	39
2018	7	23.9	60	51.9	0	3.7	8	20.5	25	45
2016	5	17.0	65	49.8	0	1.6	5	31.5	25	55
2015	3	19.3	64	50.4	0	0.5	8	25.3	25	53
2014	2	16.6	62	51.1	0	0.6	11	28.8	25	49
2012	1	14.5	63	56.2	2	3.1	9	26.2	25	51
2011	5	19.6	58	54.5	2	2.7	10	23.2	25	41
2010	8	18.8	51	45.7	3	9.0	13	26.5	25	27
2008	14	26.1	42	37.5	4	8.6	15	27.8	25	9
2007	10	21.1	46	43.4	6	10.2	13	25.4	25	17
2006	9	21.8	43	42.9	8	11.8	15	23.5	25	21
2004	7	17.7	42	42.6	8	10.6	18	29.1	75	9
2003	3	17.0	60	49.7	4	14.1	5	19.2	24	48
2002	2	17.3	65	56.9	3	11.6	0	14.2	24	60
2000	1	25.1	69	56.9	2	11.9	0	6.0	24	66
1999	0	12.7	70	67.7	2	9.0	1	10.6	24	67
1998	0	13.3	70	69.3	1	6.7	1	10.8	24	67
1996	0	14.8	69	75.4	2	9.8	1	0.0	24	66
1995	1	10.2	67	72.8	3	14.7	1	2.2	24	62
1994	2	11.3	64	70.3	5	16.1	1	2.2	24	56
1992	2	21.5	61	55.8	8	20.2	1	2.6	24	50
1991	2	15.1	63	58.0	6	20.0	1	7.7	24	54
1990	2	13.2	64	69.2	5	11.8	1	5.8	24	56
1988	3	17.1	63	68.6	5	12.6	1	1.6	24	54
1987	3	15.3	62	59.3	6	23.2	1	2.3	24	52
1986	2	13.1	65	65.0	5	21.9	0	0.0	24	58
1984	3	18.1	61	62.2	8	19.6	0	0.1	24	50
1983	5	17.1	59	57.0	8	25.9	0	0.0	24	46
1982	5	19.0	61	50.5	6	29.2	0	1.3	24	50
1980	5	29.1	64	59.2	3	6.8	0	5.0	72	56
1979	15	37.9	55	55.7	1	5.0	1	1.4	24	38
1978	20	43.7	50	54.3	1	1.7	1	0.4	24	28
1976	14	40.8	56	51.3	1	3.9	1	2.9	24	40
1975	10	40.8	61	49.3	0	6.8	1	3.2	24	50
1973	5	28.4	66	60.5	0	0.0	1	11.0	72	60

Ward history of Wigan

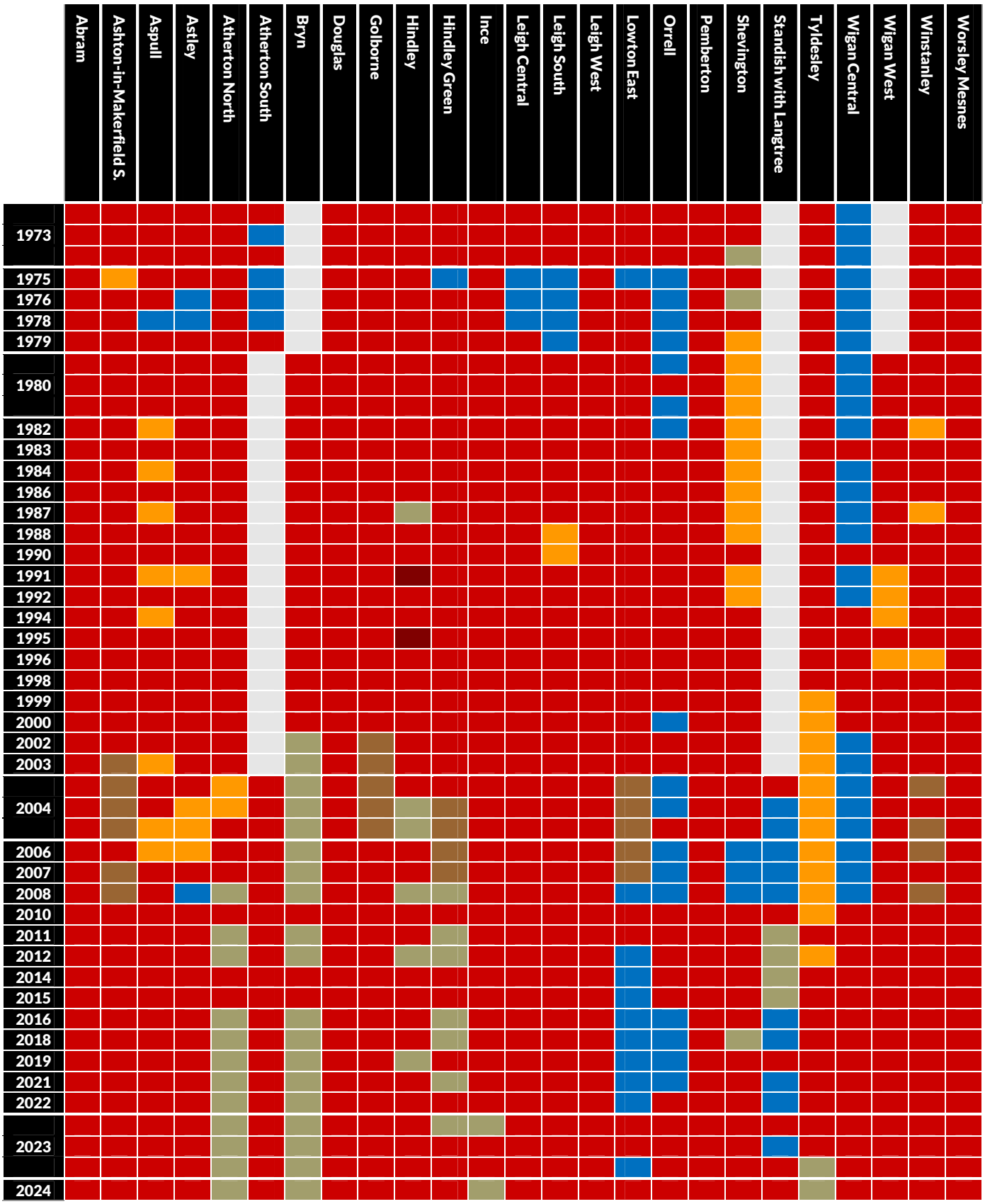

Ward boundaries in Wigan were changed in 2023 resulting in all-out elections that year. As a result, vote share changes are with 2023, not 2021, for this council

Abram
Makerfield

***Nazia T. Reham**	**Lab**	**1,353**	**56.3**	**+ 9.7**
David W. Bowker	Ind	746	31.0	+ 6.1
Janet E. Walch	Con	191	7.9	- 6.7
Graham T. Suddick	LD	114	4.7	- 9.2

Ashton-in-Makerfield South
Makerfield

***Andrew J. Bullen**	**Lab**	**1,259**	**52.1**	**+ 0.8**
Gary Wilkes	Ind	850	35.2	
Paul Martin	Con	260	10.8	- 6.7
Geoffrey S. Matthews	LD	47	1.9	- 4.5

Aspull, New Springs and Whelley
Wigan

***Laura J. Flynn**	**Lab**	**1,734**	**64.9**	**+ 0.2**
Marie Winstanley	Con	533	19.9	- 0.5
Peter G.E. Kitts	Grn	406	15.2	

Astley
22% Leigh and Atherton, 78% Worsley and Eccles

***Barry J. Taylor**	**Lab**	**1,792**	**52.6**	**- 1.5**
Sandra E. Robinson	Ind	862	25.3	
Eileen P. Strathearn	Con	753	22.1	- 7.4

Atherton North
Leigh and Atherton

***James P. Watson**	**Ind**	**1,070**	**38.7**	**- 21.7**
Paul Blinkhorn	Lab	1,033	37.4	+ 5.2
Quinton J. Smith	Ind	533	19.3	
David J. Stirzaker	Con	127	4.6	- 2.7

Atherton South and Lilford
Leigh and Atherton

***Lee R. McStein**	**Lab**	**1,418**	**48.3**	**+ 2.1**
Rachel Flaszczak	Ind	1,152	39.2	- 0.9
Martin J. Farrimond	Con	368	12.5	- 1.2

Bryn with Ashton-in-Makerfield North
Makerfield

***Scarlett R. Myler**	**Ind**	**1,512**	**60.1**	**- 9.0**
Margaret T. Gaffney	Lab	859	34.2	+ 9.7
Judith Atherton	Con	143	5.7	- 0.7

Douglas
Wigan

***Matt T. Dawber**	**Lab**	**1,379**	**69.7**	**+ 9.3**
Peter E. Jacobs	Grn	304	15.4	- 5.3
Margaret Atherton	Con	296	15.0	- 3.9

Golborne and Lowton West
Leigh and Atherton

***Susan Gambles**	**Lab**	**1,572**	**63.4**	**+ 2.4**
Richard A. Scott	Ind	420	16.9	
Edward N. Houlton	Con	387	15.6	- 3.2
Andrew J.L. Holland	LD	101	4.1	- 4.1

Hindley
Makerfield

***James Talbot**	**Lab**	**1,013**	**42.4**	**+ 6.0**
Jim Ellis	Ind	519	21.7	
James Swift	Ref	315	13.2	+ 5.4
Jordan J. Gaskell	Ind	201	8.4	
Dave Culshaw	Ind	102	4.3	
Oliver P. Clarke	Grn	97	4.1	
Gerald J. Houlton	Con	89	5.2	- 1.2
John C. Skipworth	LD	54	2.3	- 4.1

Hindley Green
Makerfield

***James T. Palmer**	**Lab**	**1,260**	**49.7**	**+18.1**
Mark J. Prescott	Ind	701	27.6	
Ray Peters	Ref	392	15.5	
Susan Atherton	Con	131	5.2	- 5.1
Gary J. Skipworth	LD	53	2.1	- 4.0

Ince
Wigan

GAIN

Tony Whyte	**Ind**	**1,018**	**46.7**	
*Janice Sharratt	Lab	970	44.5	+ 7.0
Allan Atherton	Con	155	7.1	- 5.4
Zoran C. Zok	Ind	37	1.7	

Leigh Central and Higher Folds
Leigh and Atherton

***Fred Walker**	**Lab**	**1,321**	**52.2**	**- 7.1**
James E. Morley	Ind	626	24.8	+ 8.2
Jean Dickinson	Con	296	11.7	- 5.9
Peter Mulleasdy	Grn	214	8.5	
John S. Worthington	LD	72	2.8	- 3.7

Leigh South
Leigh and Atherton

***Charles Rigby**	**Lab**	**1,474**	**51.7**	**- 4.1**
Jayson A. Hargreaves	Ind	556	19.5	
Avril R. Murphy	Con	495	17.4	- 9.4
Christopher J. Noon	LD	192	6.7	- 10.7
Brodie A. Prescott	Grn	133	4.7	

Leigh West
91% Leigh and Atherton, 9% Makerfield

***Sue Greensmith**	**Lab**	**1,592**	**60.6**	**+ 1.4**
David J. Evans	Ind	475	18.1	+ 2.7
Marie E. Cooper	Con	314	12.0	- 4.7
Rachel Harrop	Grn	244	9.3	

Lowton East
Leigh and Atherton

GAIN

Mike Smith	**Lab**	**2,179**	**54.2**	**+ 3.4**
*Kathleen Houlton	Con	1,845	45.8	- 3.4

Orrell
Makerfield

***Anne Collins**	**Lab**	**1,601**	**52.2**	**+ 5.9**
Michael W. Winstanley	Con	920	30.0	- 11.1
Robert F. Kenyon	Ref	423	13.8	
Neil D. Stevenson	LD	124	4.0	- 8.6

Pemberton
Wigan

***Eileen W. Rigby**	**Lab**	**1,179**	**59.5**	**+13.7**
Tony Porter	Ind	522	26.3	+ 2.9
Jean M. Peet	Con	170	8.6	- 7.7
David J. Burley	LD	111	5.6	- 9.0

Shevington with Lower Ground and Moor
Wigan

***Victoria Galligan**	**Lab**	**1,585**	**51.4**	**+10.2**
Deborah Fairhurst	Ind	684	22.2	- 7.9
Michael C. Owens	Con	500	16.2	+ 0.3
John P. Burley	LD	177	5.7	- 6.1
Peter Seddon	WP	137	4.4	

Standish with Langtree
Wigan

***Terry Mungan**	**Lab**	**1,610**	**43.0**	**+ 6.8**
Gareth W. Fairhurst	Ind	1,294	34.6	+14.1
Gary Robinson	Con	724	19.3	- 13.3
Donald J. MacNamara	LD	117	3.1	

Tyldesley and Mosley Common
77% Leigh and Atherton, 23% Worsley and Eccles

***James A. Fish**	**Ind**	**1,538**	**52.4**	**+17.8**
Farai Nhakaniso	Lab	1,091	37.1	- 6.1
Ashley McCarrick	Con	308	10.5	- 11.6

Wigan West
Wigan

***Sheila R. Ramsdale**	**Lab**	**1,639**	**67.9**	**+ 9.1**
Stuart D. Thomas	LD	404	16.7	- 10.2
Marjorie Clayton	Con	372	15.4	+ 1.1

Wigan Central
Wigan

***Michael McLoughlin**	**Lab**	**1,398**	**48.2**	**- 3.0**
Catherine M. Croston	Ind	790	27.3	
Paul J. Chapman	Con	420	14.5	- 12.6
Lisa Diaz	Grn	190	6.6	
Brian Crombie-Fisher	LD	100	3.5	- 18.2

Winstanley
Makerfield

***Clive W. Morgan**	**Lab**	**1,412**	**57.0**	**+ 9.6**
John Carroll	Ref	490	19.8	+ 4.7
Margaret Winstanley	Con	249	10.1	- 9.8
John C. Logan	Grn	201	8.1	
Robert D. Stevenson	LD	124	5.0	- 12.6

Worsley Mesnes
Makerfield

***Paul D.J. Molyneux**	**Lab**	**1,217**	**53.9**	**+ 8.7**
Keith A. Whalley	Ref	532	23.6	
Danny Cooke	Ind	298	13.2	- 12.3
Adam J. Marsh	Con	154	6.8	- 10.1
Vincent D. Holgate	LD	58	2.6	- 9.7

Summary of results: Wigan

	Year	Elec	%Poll	Con	Lab	LD	Grn	Ind	Other
Abram	2024	10,582	22.9	7.9	56.3	4.7		31.0	
	2023	10,240	21.1	14.6	46.6	13.9		24.9	
	2022	10,949	22.7	11.8	50.4	4.9		33.0	
	2021	10,813	23.7	24.7	55.5	3.0		16.7	
Ashton-in-Makerfield South	2024	8,825	27.6	10.8	52.1	1.9		35.2	
	2023	8,786	26.9	17.5	51.3	6.4		24.7	
Ashton	2022	8,884	27.1	23.2	53.4	3.8		19.6	
	2021	8,865	29.3	33.6	61.5	4.9			
Aspull, New Springs and Whelley	2024	9,349	29.1	19.9	64.9		15.2		
	2023	9,331	27.9	20.4	64.7				14.9
Aspull New Springs Whelley	2022	10,034	28.6	28.3	71.7				
	2021	10,018	34.4	24.9	50.8	3.3		21.0	
Astley	2024	10,742	32.1	22.1	52.6			25.3	
	2023	10,729	29.5	29.5	54.1	7.9			8.4
Astley Mosley Common	2022	10,438	32.3	25.8	40.8			33.4	
	2021	10,219	34.2	42.7	57.3				
Atherton North	2024	10,230	27.1	4.6	37.4			58.0	
	2023	10,160	26.6	7.3	32.2			60.4	
Atherton	2022	11,246	26.3	9.3	29.0			61.8	
	2021	11,219	29.7	12.4	30.2			50.4	7.0
Atherton South and Lilford	2024	10,429	28.5	12.5	48.3			39.2	
	2023	10,348	26.7	13.7	46.2			40.1	
Atherleigh	2022	8,477	25.2	22.0	51.6			26.3	
	2021	8,490	29.0	24.9	43.9	2.6		24.0	4.6
Bryn with Ashton-in-Makerfield North	2024	8,990	28.0	5.7	34.2			60.1	
	2023	8,967	27.4	6.4	24.5			69.1	
Bryn	2022	8,866	29.9	4.8	26.1	2.2		66.9	
	2021	8,826	34.7	8.3	23.0	1.7		67.0	
Douglas	2024	9,567	21.1	15.0	69.7		15.4		
	2023	9,550	20.2	18.9	60.4		20.7		
	2022	9,627	20.1	24.8	75.2				
	2021	9,683	22.9	22.6	70.1	7.3			
Golborne and Lowton West	2024	9,262	26.9	15.6	63.4	4.1		16.9	
	2023	9,121	25.4	18.8	61.0	8.2			12.1
	2022	9,150	25.8	29.4	63.0	7.6			
	2021	9,084	32.0	32.1	56.2	2.2		9.6	
Hindley	2024	9,972	24.2	3.7	42.4	2.3	4.1	34.4	13.2
	2023	9,900	23.7	6.4	36.4	6.4		42.8	7.8
	2022	9,595	23.1	17.9	58.7	13.0			10.4
	2021	9,642	27.2	16.2	57.4	3.5		22.9	
Hindley Green	2024	9,243	27.6	3.7	42.4	2.3	4.1	34.4	13.2
	2023	9,194	26.4	10.3	31.6	6.1		52.0	
	2022	8,857	25.8	20.2	54.8	8.4		16.7	
	2021	8,847	29.7	17.4	40.4	1.4		40.7	

	Year	Elec	%Poll	Con	Lab	LD	Grn	Ind	Other
Ince	2024	9,455	23.2	7.1	44.5			48.4	
	2023	9,249	22.5	12.5	37.5			50.0	
	2022	8,951	18.6	31.2	68.8				
	2021	8,891	21.7	19.3	68.0				12.7
Leigh Central and Lower Folds	2024	10,766	23.6	11.7	52.2	2.8	8.5	24.8	
	2023	10,487	21.6	17.6	59.3	6.5		16.6	
Leigh East	2022	9,417	49.4	26.2	50.6	7.7		15.5	
	2021	9,368	29.4	21.4	49.6	2.5		17.3	9.1
Leigh South	2024	9,594	30.0	17.4	51.7	6.7	4.7	19.5	
	2023	9,360	28.3	26.8	55.8	17.4			
	2022	10,421	29.3	37.7	51.5	10.8			
	2021	10,475	33.3	41.1	49.0	3.8			6.2
Leigh West	2024	11.227	23.6	12.0	60.6		9.3	18.1	
	2023	10,940	20.8	16.7	59.2	8.7		15.4	
	2022	11,277	22.7	19.8	61.5	2.9		15.8	
	2021	11,024	25.6	25.6	56.6	3.7			14.1
Lowton East	2024	11,339	36.1	45.8	54.2				
	2023	11,100	34.0	49.2	50.8				
	2022	10,782	35.2	53.0	47.0				
	2021	10,546	38.6	59.4	37.6	3.0			
Orrell	2024	9,448	32.6	30.0	52.2	4.0			13.6
	2023	9,431	31.4	41.1	46.3	12.6			
	2022	9,439	32.6	44.3	45.4	10.3			
	2021	9,501	35.1	50.5	42.1	7.4			
Pemberton	2024	9,658	21.0	8.6	59.5	5.6		26.3	
	2023	9,558	19.6	16.3	45.8	14.6		23.4	
	2022	9,647	20.6	15.7	60.0	6.3		17.9	
	2021	9,629	22.4	22.4	69.2	8.4			
Shevington with Lower Ground and Moor	2024	9,872	31.6	16.2	51.4	5.7		22.2	4.4
	2023	9,842	33.4	15.9	41.2	11.8		30.1	
Shevington with Lower Ground	2022	9,147	32.9	18.9	43.6	11.3		26.1	
	2021	9,215	34.8	25.0	44.9	6.9		23.2	
Standish with Langtree	2024	11,529	32.8	19.3	43.0	3.1		34.6	
	2023	11,309	31.6	32.6	36.2			20.5	10.6
	2022	11,067	31.0	40.5	39.4			20.1	
	2021	10,813	34.0	54.7	25.0	2.6		17.7	
Tyldesley and Mosley Common	2024	9,988	29.6	10.5	37.1			52.4	
Tyldesley	2023	9,677	26.1	22.1	43.2			34.6	
	2022	10,320	25.9	33.6	66.4				
	2021	10,320	31.2	24.1	48.7	6.7		3.3	17.2
Wigan Central	2024	9,469	30.8	14.5	48.2	3.5	6.6	27.3	
	2023	9,343	29.7	27.1	51.2	21.7			
	2022	9,370	30.4	30.3	56.3	13.4			
	2021	9,380	34.4	29.3	63.1	7.6			
Wigan West	2024	9,970	24.9	15.4	67.9	16.7			
	2023	9,807	25.3	14.3	58.8	26.9			
	2022	9,049	27.5	17.9	62.5	19.6			
	2021	9,774	26.2	22.6	65.7	11.7			
Winstanley	2024	8,952	27.8	10.1	57.0	5.0	8.1		19.8
	2023	8,945	26.2	19.9	47.4	17.6			15.1
	2022	9,047	26.6	26.8	59.6	13.6			
	2021	9,151	30.5	28.8	58.1	13.1			
Worsley Mesnes	2024	9,003	25.2	6.8	53.9	2.6		13.2	23.6
	2023	8,909	24.4	16.9	45.2	12.3		25.5	
	2022	8,928	25.4	17.2	60.0	5.4		17.4	
	2021	8,997	27.0	23.4	64.1	2.5		10.0	

Winchester

2 ▼5	8	0 ◆	0	11 ▲4	34	1 ▲1	3	0 ◆	0

Liberal Democrats retain control - majority: 23 seats

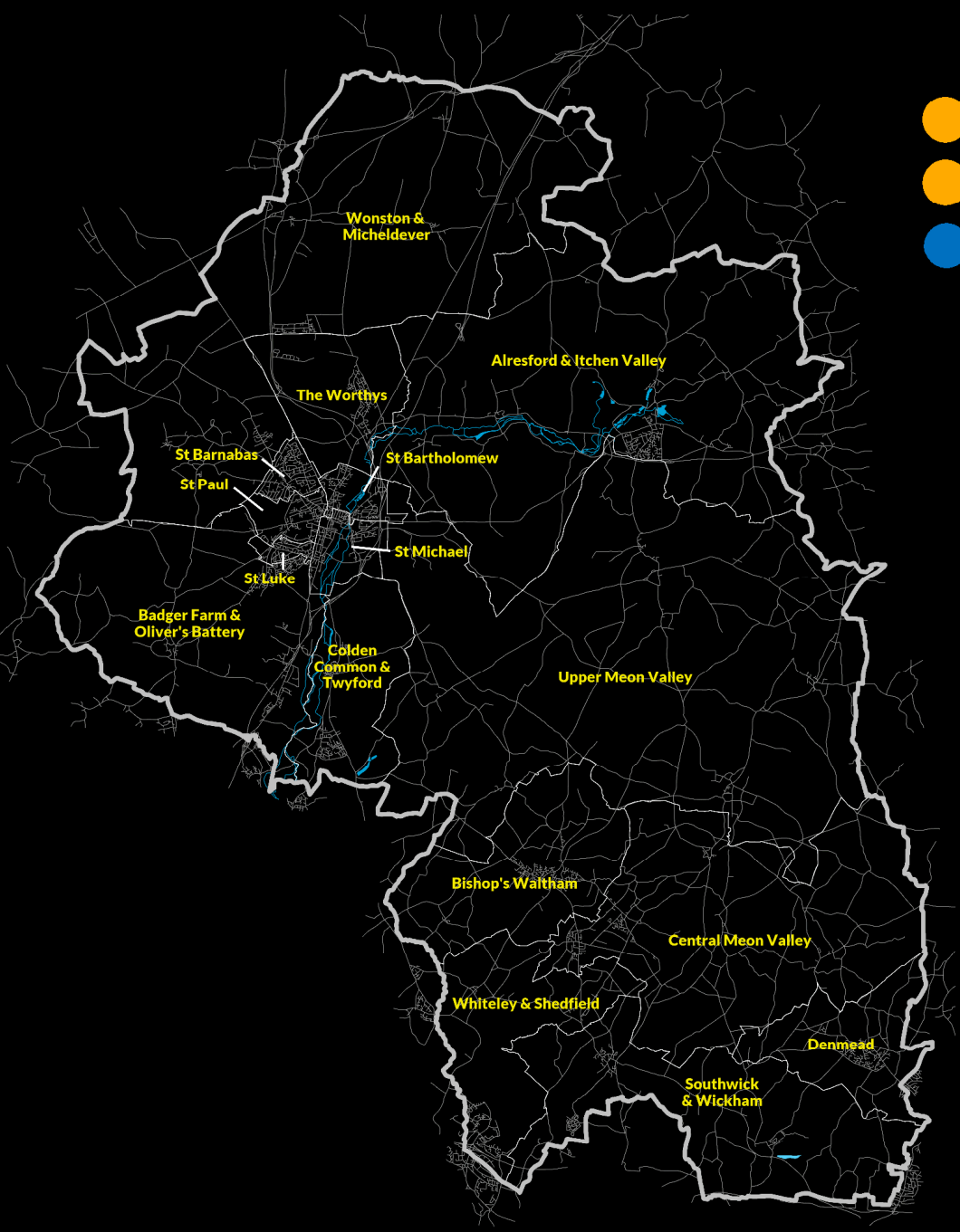



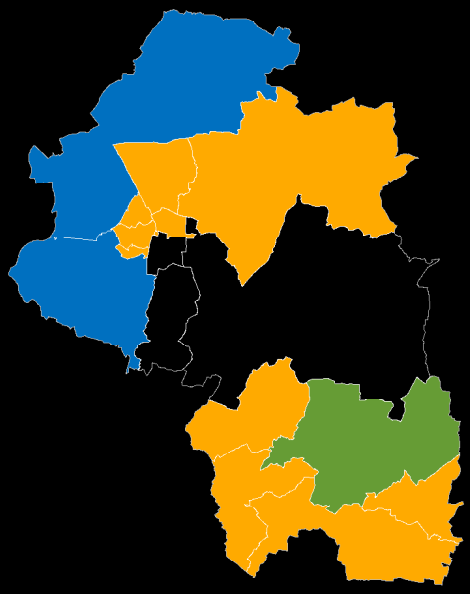

Electoral history of Winchester

	seats	%votes	seats	%votes	seats	%votes	seats	%votes	Total	Majority	
2024	8	31.3	0	5.1	34	47.7	3	15.9	14	23	●
2023	13	32.9	0	7.7	30	46.3	3	13.1	14	15	●
2022	15	38.0	0	5.1	27	45.8	3	11.1	14	9	●
2021	16	45.3	0	5.1	27	38.7	2	10.9	14	9	●
2019	17	38.7	0	4.3	28	50.0	0	7.0	16	11	●
2018	23	47.6	0	10.9	22	38.8	0	2.6	15	1	●
2016	25	40.5	0	11.7	20	34.2	0	13.6	45	5	●
2015	33	49.4	2	9.6	22	29.4	0	11.6	20	9	●
2014	28	43.5	3	10.8	25	32.6	1	13.2	20		
2012	29	44.1	2	13.0	25	41.0	1	1.9	19	1	●
2011	27	48.2	1	11.7	27	34.5	2	5.6	19		
2010	26	46.4	0	6.7	29	44.6	2	2.2	19	1	●
2008	29	43.3	1	4.4	24	46.0	3	6.3	19	1	●
2007	29	50.3	1	4.4	23	39.8	5	5.4	19	1	●
2006	29	53.8	3	6.4	21	33.8	4	6.0	19	1	●
2004	22	41.7	4	7.4	26	42.1	5	8.7	19		
2003	19	45.8	5	9.3	29	41.0	4	4.0	20	1	●
2002	14	37.1	3	8.9	35	43.0	5	11.1	57	12	●
2000	10	42.5	4	11.4	36	39.3	5	6.8	19	17	●
1999	12	39.5	4	12.1	34	44.4	5	3.9	18	13	●
1998	10	32.7	4	12.2	37	50.5	4	4.6	18	19	●
1996	9	31.6	6	18.8	36	40.8	4	8.7	19	17	●
1995	12	29.7	6	21.5	33	45.0	4	3.8	18	11	●
1994	16	31.7	6	14.5	19	50.1	4	3.7	19		
1992	23	37.7	6	10.8	22	39.5	4	12.0	19		
1991	26	39.6	6	14.3	23	42.8	0	3.4	18		
1990	27	35.6	6	22.0	22	41.4	0	1.0	18		
1988	26	50.2	5	17.0	22	29.8	2	3.1	18		
1987	25	45.4	5	13.1	23	38.9	2	2.6	18		
1986	32	36.9	5	16.8	14	41.7	4	4.6	18	9	●
1984	37	46.5	5	18.6	7	27.5	5	7.4	18	20	●
1983	36	46.1	5	16.0	5	26.5	8	11.4	18	18	●
1982	35	44.3	5	19.7	5	31.5	9	4.5	18	16	●
1980	35	47.5	5	25.5	2	12.2	12	14.8	18	16	●
1979	36	49.8	4	22.1	2	18.4	12	9.8	18	18	●
1978	26	55.5	4	22.3	3	12.0	21	10.2	19		
1976	23	31.2	4	15.5	3	15.7	23	37.6	53		
1973	14	28.3	5	16.4	5	18.7	27	36.6	51	3	●

Ward history of Winchester

	Alresford and Itchen Valley	Badger Farm and Oliver's Battery	Bishops Waltham	Central Meon Valley	Colden Common and Twyford	Denmead	St Barnabas	St Bartholomew	St Luke	St Michael	St Paul	Southwick and Wickham	The Worthys	Upper Meon Valley	Whiteley and Shedfield	Wonston and Micheldever
											4					
1973																
											2					
1976																
1978																
1979																
1980																
1982																
1983																
1984																
1986																
1987																
1988																
1990																
1991																
1992																
1994																
1995																
1996																
1998																
1999																
2000																
2002																
2003																
2004																
2006																
2007																
2008																
2010																
2011																
2012																
2014																
2015																
2016																
2018																
2019																
2021																
2022																
2023																
2024																

Alresford and Itchen Valley
Winchester

Clare Pinniger	**LD**	**1,768**	**53.9**	**+ 9.3**
*Fiona Isaacs	Con	1,283	39.1	- 8.3
Dave Westley	Grn	148	4.5	- 2.1
Tessa S. Valentine	Lab	79	2.4	+ 0.9

Badger Farm and Oliver's Battery
Winchester

***Jan Warwick**	**Con**	**1,618**	**47.6**	**- 8.2**
Anne Forder	LD	1,408	41.4	+ 6.3
Max Priesemann	Grn	250	7.4	+ 1.0
Adrian J.P. Field	Lab	125	3.7	+ 1.0

Bishop's Waltham
Winchester

Ritchie Latham	**LD**	**1,617**	**57.4**	**+32.4**
Henry Laferla	Con	700	24.9	- 30.3
Alex Coles	Ind	202	7.2	
Richard Cannon	Grn	172	6.1	- 6.9
Steve Haines	Lab	125	4.4	- 2.4

Central Meon Valley
Winchester

Suzanne E. White	**Grn**	**1,717**	**51.5**	**+18.8**
Linda Gemmell	Con	960	28.8	- 19.1
Eric Bodger	LD	579	17.4	+ 1.8
Oliver S. Hirsch	Lab	80	2.4	- 1.4

Colden Common and Twyford
Winchester

No election in 2024

Denmead
Fareham and Waterlooville

Michael Bennett	**LD**	**1,006**	**44.2**	**+27.3**
*Mike Read	Con	986	43.3	- 22.5
Andrew T. Kirby	Lab	147	6.5	+ 0.8
Elizabeth K. Riley	Grn	136	6.0	- 2.1

St Barnabas
Winchester

***Kelsie Learney**	**LD**	**1,632**	**53.5**	**+ 5.5**
Antonia Cox	Con	891	29.2	- 13.1
Charlotte Harley	Grn	365	12.0	+ 5.9
Lucy E. Sims	Lab	164	5.4	+ 1.8

St Bartholomew
Winchester

***John Tippett-Cooper**	**LD**	**1,237**	**50.4**	**- 2.5**
Lorraine Estelle	Grn	589	24.0	+13.3
Philip Hutchinson	Con	426	17.3	- 9.2
Patrick Davies	Lab	204	8.3	+ 0.4

St Luke
Winchester

***Jamie R.J. Scott**	**LD**	**618**	**57.8**	**+25.3**
Ian D. Tait	Con	212	19.8	- 30.4
Alison P. Cochrane	Lab	142	13.2	+ 3.0
Michael J. Perrott	Grn	97	9.1	+ 3.0

St Michael
Winchester

Rachel Aron	**LD**	**1,416**	**53.7**	**+14.2**
Len Keay	Con	697	26.4	- 5.5
Richard Needham	Grn	347	13.1	+ 0.8
Peter R. Marsh	Lab	179	6.8	- 1.6

St Paul
Winchester

***Chris Westwood**	**LD**	**1,315**	**49.5**	**+ 0.9**
Giles R. Gooding	Grn	699	26.3	+10.5
Stephen Russell	Con	453	17.0	- 12.4
Stephen R. Turner	Lab	191	7.2	+ 1.0

Southwick and Wickham
Fareham and Waterlooville

***Angela Clear**	**LD**	**1,053**	**61.9**	**+10.2**
Denise Searle	Con	387	22.7	- 15.0
Paul T. Sony	Lab	137	8.0	+ 3.4
Beata Parry	Grn	125	7.3	+ 1.3

The Worthys
Winchester

***Steve Cramoysan**	**LD**	**1,275**	**55.2**	**+ 2.6**
Signe Biddle	Con	785	34.0	- 5.3
Andrew Pogson	Grn	127	5.5	
Cameron Hodgkinson	Lab	120	5.2	- 0.3

Upper Meon Valley
Winchester

No election in 2024

Whiteley and Shedfield
Hamble Valley

***Vivian S. Achwal**	**LD**	**1,112**	**48.2**	**- 2.3**
Marcus Garth	Con	480	20.8	- 22.3
Sean G. Whelan	Ind	350	15.2	
Kate Needham	Grn	269	11.7	
Rosalind O'Shaugnessy	Lab	94	4.1	- 2.3

Wonston and Micheldever
Winchester

***Stephen R. Godfrey**	**Con**	**1,423**	**49.6**	**- 12.7**
Richard Murphy	LD	1,222	42.6	+11.3
Dee Wright	Grn	157	5.5	
Antony F. De Peyer	Lab	66	2.3	- 1.6

Summary of results: Winchester

	Year	Elec	%Poll	Con	Lab	LD	Grn	Ind	Other
Alresford and Itchen Valley	2024	6,944	47.5	39.1	2.4	53.9	4.5		
	2023	6,954	50.0	34.3	2.1	58.8	4.7		
	2022	6,907	53.1	30.7	1.5	63.5	4.3		
	2021	6,982	53.9	47.4	1.5	44.6	6.6		
Badger Farm and Oliver's Battery	2024	6,326	54.0	47.6	3.7	41.4	7.4		
	2023	6,307	55.5	38.7	2.7	50.7	5.5		2.4
	2022	6,359	55.2	41.4	2.5	50.8	5.2		
	2021	6,460	56.2	55.8	2.7	35.1	6.4		
Bishop's Waltham	2024	6,745	41.9	24.9	4.4	57.4	6.1	7.2	
	2023	6,654	45.0	34.2	3.8	54.2	7.8		
	2022	6,459	41.3	46.9	6.3	35.6	11.2		
	2021	6,305	43.5	55.2	6.8	25.0	13.0		
Central Meon Valley	2024	7,561	44.4	28.8	2.4	17.4	51.5		
	2023	7,530	45.9	25.9	1.9	9.1	63.1		
	2022	7,555	46.8	34.1	2.0	8.3	55.5		
	2021	7,605	46.2	47.9	3.8	15.6	32.7		
Colden Common and Twyford	2023	4,585	44.3	27.5	3.9	61.8	6.8		
	2022	4,555	43.5	54.3	9.2	36.5			
Denmead	2024	6,922	33.2	43.3	6.5	44.2	6.0		
	2023	6,875	33.7	44.9	6.5	41.4	7.2		
	2022	6,681	33.5	51.8	7.0	31.9	9.3		
	2021	6,675	36.4	65.7	5.7	16.9	8.1	3.6	
St Barnabas	2024	6,717	45.6	29.2	5.4	53.5	12.0		
	2023	6,720	49.2	26.9	5.8	58.7	8.6		
	2022	6,702	55.5	35.6	4.9	54.7	4.9		
	2021	6,741	56.1	42.3	3.6	48.0	6.1		
St Bartholomew	2024	6,346	38.9	17.3	8.3	50.4	24.0		
	2023	6,277	38.3	21.3	10.3	56.5	11.9		
	2022	6,266	42.1	24.5	9.6	56.2	9.7		
	2021	6,521	43.6	26.5	7.9	52.9	10.7		2.0
St Luke	2024	3,765	28.5	19.8	13.3	57.8	9.1		
	2023	3,777	32.1	26.1	13.5	55.3	5.0		
	2021	3,358	34.1	35.6	13.9	42.8	7.7		
St Michael	2024	6,341	41.9	26.4	6.8	537	13.1		
	2023	6,257	46.3	28.8	6.3	55.5	9.4		
	2022	6,244	49.1	32.8	6.9	51.4	8.9		
	2021	6,499	49.5	31.9	8.4	39.5	12.3	8.0	
St Paul	2024	6,633	40.3	17.0	7.2	49.5	26.3		
	2023	6,299	43.9	19.4	8.4	58.5	13.7		
	2022	6,050	46.9	20.7	6.7	62.4	10.2		
	2021	6,330	48.1	29.4	6.2	48.6	15.8		
Southwick and Wickham	2024	5,550	30.9	22.7	8.0	61.9	7.3		
	2023	5,320	32.0	31.1	4.2	55.4	9.3		
	2022	5,091	37.5	28.2	4.5	47.3	6.0	14.1	
	2021	5,047	37.1	37.7	4.6	51.7	6.0		
The Worthys	2024	5,360	43.2	34.0	5.2	55.3	5.5		
	2023	5,166	44.2	30.9	6.1	58.6	4.4		
	2022	4,980	50.1	37.2	5.3	57.5			
	2021	4,968	51.0	39.3	5.5	52.6			2.6
Upper Meon Valley	2023	4,557	49.8	40.9	2.2	41.3	15.6		
	2022	4,505	44.6	56.5	3.0	32.7	7.8		
Whiteley and Shedfield	2024	6,806	34.1	20.8	4.1	48.2	11.7	15.2	
	2023	6,069	33.2	26.7	4.4	64.1	4.8		
	2022	4,911	41.5	43.1	6.4	50.5			
	2021	4,670	38.2	39.3	3.7	57.0			
Wonston and Micheldever	2024	5,881	49.2	49.6	2.3	42.6	5.5		
	2023	5,870	48.8	52.4	2.8	38.3	6.5		
	2022	5,929	53.4	62.3	3.9	31.3		2.4	
	2021	5,738	47.4	62.0	5.2	32.7			

Woking

0	0	0	2	9	25	0	0	1	3
▼4		▼1		▲4		◆		▲1	

Liberal Democrats retain control - majority: 20 seats

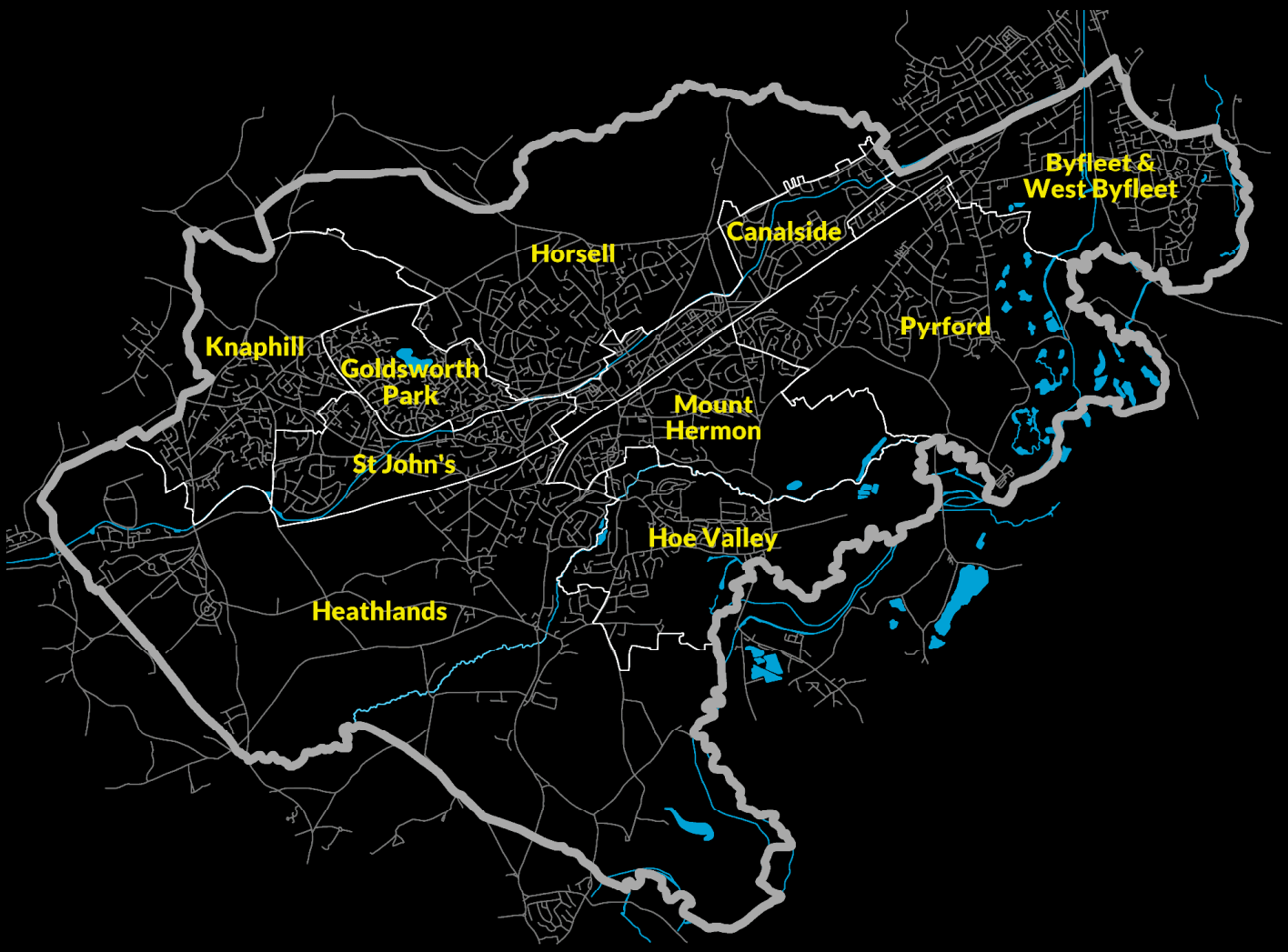



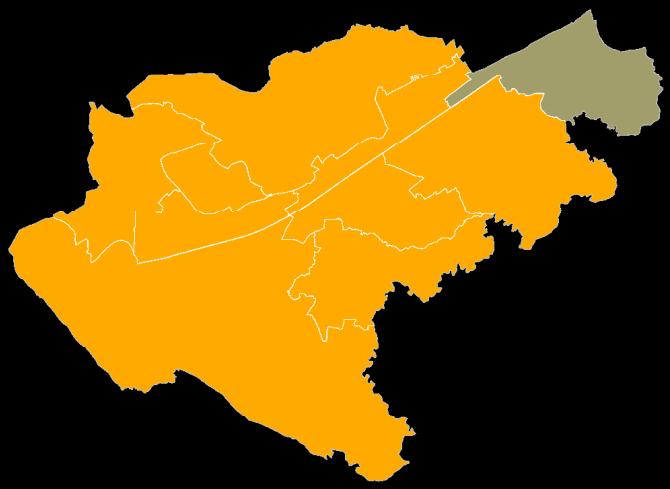

Electoral history of Woking

	seats	%votes	seats	%votes	seats	%votes	seats	%votes	Total	Majority	
2024	0	25.5	2	13.1	25	52.6	3	8.9	10	20	●
2023	4	24.7	3	10.4	20	50.1	3	14.8	10	10	●
2022	8	30.8	3	6.1	16	47.4	3	15.8	10	2	●
2021	12	40.4	3	7.5	13	36.1	2	16.1	10		
2019	13	33.5	3	9.8	11	29.9	3	26.9	10		
2018	16	45.8	3	16.1	8	29.2	3	8.9	10	2	●
2016	17	40.5	3	10.7	7	24.8	3	24.1	30	4	●
2015	24	49.0	2	15.2	9	17.5	1	18.3	12	12	●
2014	23	43.1	1	14.6	11	23.6	1	18.7	10	10	●
2012	21	43.1	0	15.2	15	33.3	0	8.3	12	6	●
2011	20	49.3	0	14.6	16	27.8	0	8.3	13	4	●
2010	18	43.8	0	7.7	17	42.5	1	6.0	13		
2008	19	46.7	0	4.6	17	44.1	0	4.6	13	2	●
2007	19	50.9	0	8.7	17	35.4	0	4.9	12	2	●
2006	15	45.7	3	8.6	18	40.1	0	5.7	12		
2004	17	42.0	4	10.3	15	38.0	0	9.8	12		
2003	17	46.7	6	13.1	12	35.4	1	4.8	13		
2002	17	45.9	5	13.8	13	38.4	1	2.0	12		
2000	14	44.5	5	14.9	16	35.1	1	5.4	36		
1999	12	42.4	7	18.2	14	34.5	1	4.9	12		
1998	11	44.4	7	15.7	16	39.7	1	0.2	11		
1996	10	33.8	7	21.9	18	41.3	0	3.0	12	1	●
1995	13	32.9	7	23.9	14	43.2	1	0.0	12		
1994	17	34.0	5	15.8	13	50.3	0	0.0	11		
1992	19	49.0	5	13.8	11	37.1	0	0.0	12	3	●
1991	15	45.8	5	15.8	14	38.0	1	0.3	12		
1990	16	40.4	6	19.8	13	38.4	0	1.4	12		
1988	15	43.3	6	17.2	14	39.6	0	0.0	12		
1987	15	46.6	7	12.0	13	41.0	0	0.4	12		
1986	15	38.1	8	15.9	12	46.0	0	0.0	12		
1984	20	41.7	7	19.9	8	38.4	0	0.0	12	5	●
1983	21	47.4	8	17.4	6	31.7	0	3.5	12	7	●
1982	24	49.3	7	15.6	4	35.1	0	0.0	11	13	●
1980	25	47.4	9	30.8	1	21.8	0	0.0	12	15	●
1979	27	52.4	8	24.4	0	23.2	0	0.0	12	19	●
1978	27	59.4	8	26.7	0	13.9	0	0.0	12	19	●
1976	27	56.0	8	27.5	0	14.8	0	1.7	35	19	●
1973	19	50.8	14	35.3	1	13.8	0	0.0	34	4	●

Ward history of Woking

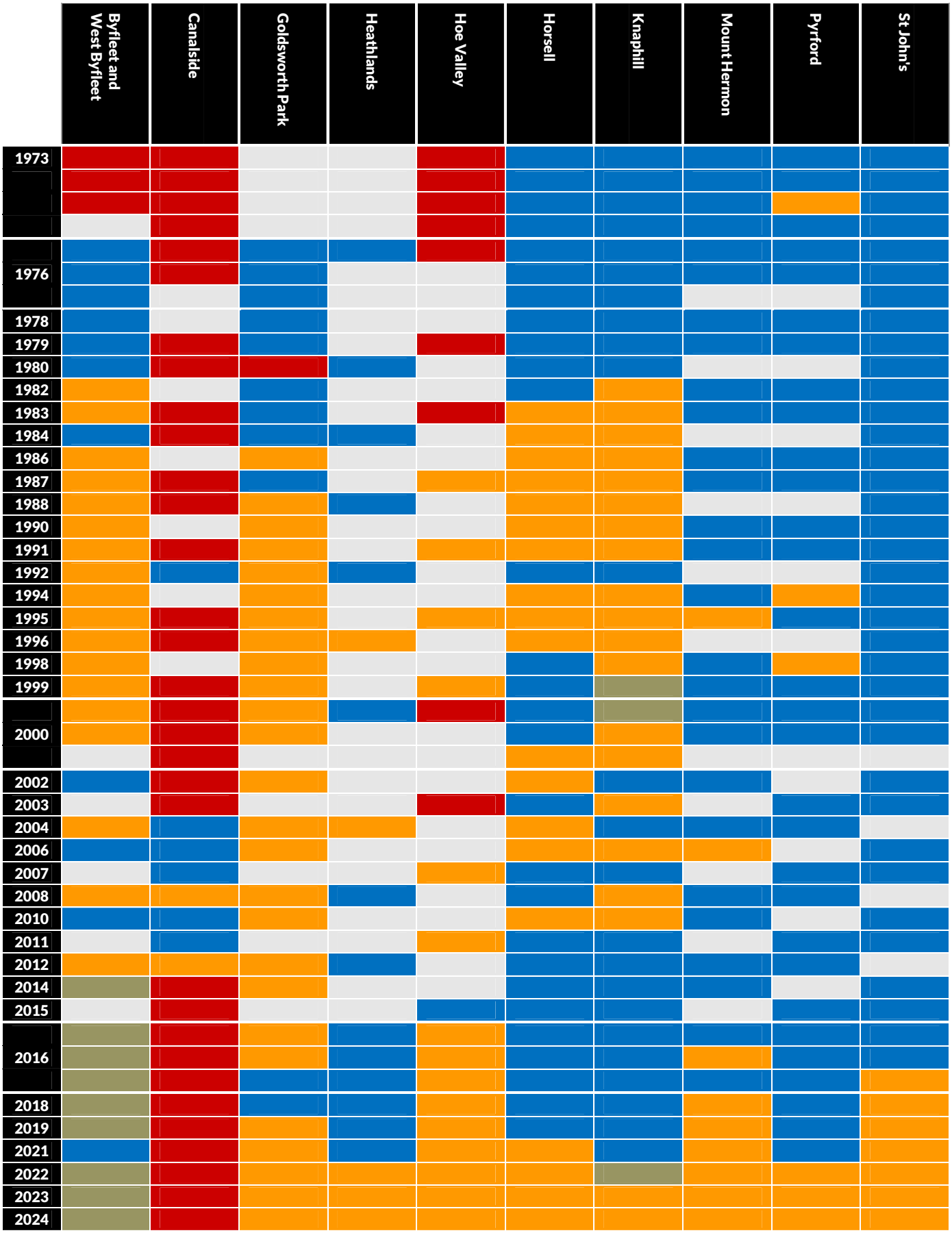

Byfleet and West Byfleet
Woking

Steve Howes	**Ind**	**1,383**	**44.7**	
*Josh Brown	Con	1,062	34.3	- 8.4
Erica M. Singharay	LD	349	11.3	- 2.8
Oliver M. Lester	Lab	302	9.8	

Canalside
Woking

Faisal Mumtaz	**LD**	**1,224**	**42.2**	**+30.7**
*Tahir Aziz	Lab	1,195	41.2	- 9.1
Trevor W. Leek	Con	402	13.9	- 20.2
Eleanor Waple	TUSC	80	2.8	

Goldsworth Park
Woking

***Ann-Marie Barker**	**LD**	**1,505**	**68.5**	**+13.7**
Debbie Harlow	Con	362	16.5	- 21.2
Chris Martin	Lab	329	15.0	

Heathlands
Woking

Pav Pandher	**LD**	**1,484**	**51.4**	**+11.8**
*Kevin M. Davis	Con	833	28.9	- 19.0
Allan Petrie	Ref	224	7.8	
Sebastian Purbrick	Lab	181	6.3	
Paul J. Hoekstra	Grn	136	4.7	- 5.7
Judith D. Squire	Her	28	1.0	- 1.0

Hoe Valley
Woking

***Will Forster**	**LD**	**1,569**	**71.3**	**+11.3**
John F. Lawrence	Con	358	16.3	- 7.9
Francis C. Anyaegbu	Lab	273	12.4	+ 4.7

Hoe Valley by-election

Tom Bonsunday-O'Bryan	**LD**	**1,311**	**70.9**
Martin H.M, Benstead	Con	298	16.1
Samar A. Chaudhary	Lab	239	12.9

Horsell
Woking

Melisa J. Kuipers	**LD**	**2,177**	**66.7**	**+12.5**
Colin Scott	Con	713	21.8	- 24.0
Christine Murphy	Grn	180	5.5	
John Scott-Morgan	Lab	159	4.9	
Emma Stephens-Ducros	TUSC	36	1.1	

Knaphill
Woking

John R. Pearce	**LD**	**1,460**	**46.7**	**+38.0**
*Saj Hussain	Con	1,257	40.2	- 10.6
Dan Sampson	Lab	403	13.0	+ 5.5

Mount Hermon
Woking

***Ellen Nicholson**	**LD**	**1,752**	**61.5**	**+12.0**
John Varghese	Con	574	20.1	- 14.8
Mike Kelly	Lab	263	9.2	
Cecilia M. Townley	Grn	179	6.3	- 7.1
Richard P.F. Squire	Her	52	1.8	
Ravern Dimitrii-Simone	TUSC	29	1.0	

Pyrford
Woking

Attia Aslam	**LD**	**1,533**	**51.0**	**+22.0**
*Steve J.R. Dorsett	Con	1,148	38.2	- 1.3
Sean M.F. O'Malley	Lab	323	10.8	- 2.7

St John's
Woking

***Dale S. Roberts**	**LD**	**1,716**	**66.9**	**+20.4**
Ben E. Maynard	Con	447	17.4	- 22.2
Simona M. Popa	Lab	246	9.6	
Tim Read	Her	155	6.0	+ 2.5

Summary of results: Woking

	Year	Elec	%Poll	Con	Lab	LD	Grn	Ind	Other
Byfleet and West Byfleet	2024	8,957	34.7	34.3	9.8	11.3		44.7	
	2023	8,813	32.0	20.6	6.2	11.1	3.4	58.7	
	2022	8,964	37.2	26.0		21.5		52.4	
	2021	8,803	39.9	42.7		14.1	10.2	33.1	
Canalside	2024	8,258	35.6	13.9	41.2	42.2			2.8
	2023	7,943	29.5	21.0	47.9	23.4	7.7		
	2022	7,194	37.9	34.6	48.4	17.0			
	2021	7,467	36.8	34.1	50.3	11.5			4.1
Goldsworth Park	2024	6,863	32.5	16.5	15.0	68.5			
	2023	6,856	34.1	25.5	10.9	57.4	6.2		
	2022	6,811	36.7	33.6		66.4			
	2021	6,964	36.5	37.7		52.8	9.5		
Heathlands	2024	7,118	40.7	28.9	6.3	51.4	4.7		8.7
	2023	7,058	44.1	33.1	4.4	55.6	5.1		1.8
	2022	7,045	43.5	35.5		49.2	13.4		1.9
	2021	7,132	43.4	47.9		39.6	10.4		2.0
Hoe Valley	2024	7,335	31.3	16.3	12.4	71.3			
	2023	7,239	30.2	15.9	9.1	67.9	7.0		
	2022	7,102	33.3	20.5	9.4	63.8	6.3		
	2021	7,346	33.0	24.2	7.7	60.0	5.6		2.4
Horsell	2024	7,299	45.2	21.8	4.9	66.7	5.5		1.1
	2023	7,239	46.7	26.4	4.4	63.4	5.9		
	2022	7,134	52.1	31.7		61.8	6.5		
	2021	7,190	52.3	45.8		54.2			
Knaphill	2024	8,191	38.4	40.2	13.0	46.7			
	2023	8,076	36.4	26.0	6.1	39.2	2.9	25.8	
	2022	7,982	36.6	35.1		16.8		48.1	
	2021	8,164	41.2	50.8	7.5	8.7		32.1	0.8
Mount Hermon	2024	7,768	36.9	20.1	9.2	61.5	6.3		2.8
	2023	7,728	37.6	24.3	7.9	59.9	7.9		
	2022	7,484	41.0	25.6		64.5	8.2		1.7
	2021	7,825	41.9	34.9		49.5	13.4		2.3
Pyrford	2024	7,587	40.1	38.2	10.8	51.0			
	2023	7,458	39.9	29.5	7.9	58.0	4.6		
	2022	7,509	43.9	35.0	8.0	53.2	3.8		
	2021	7,697	46.3	39.5	13.5	29.0	5.1	12.9	
St John's	2024	7,239	35.7	17.4	9.6	66.9			6.0
	2023	7,130	36.2	20.8	6.9	63.7	5.0		3.5
	2022	7,089	40.3	28.4		60.4	8.2		3.1
	2021	7,179	39.9	39.6		46.5	10.5		3.5

Wokingham boundary changes

▼3	▲3	▲1	◆	▼1
19	8	27	0	0

Council remains under no overall control



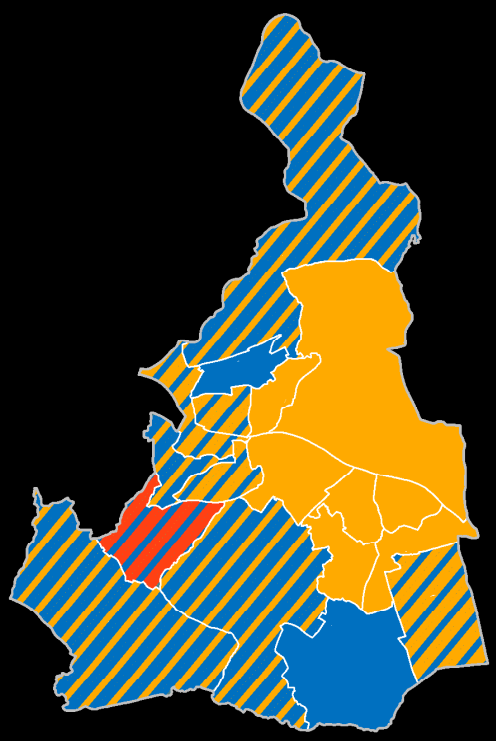

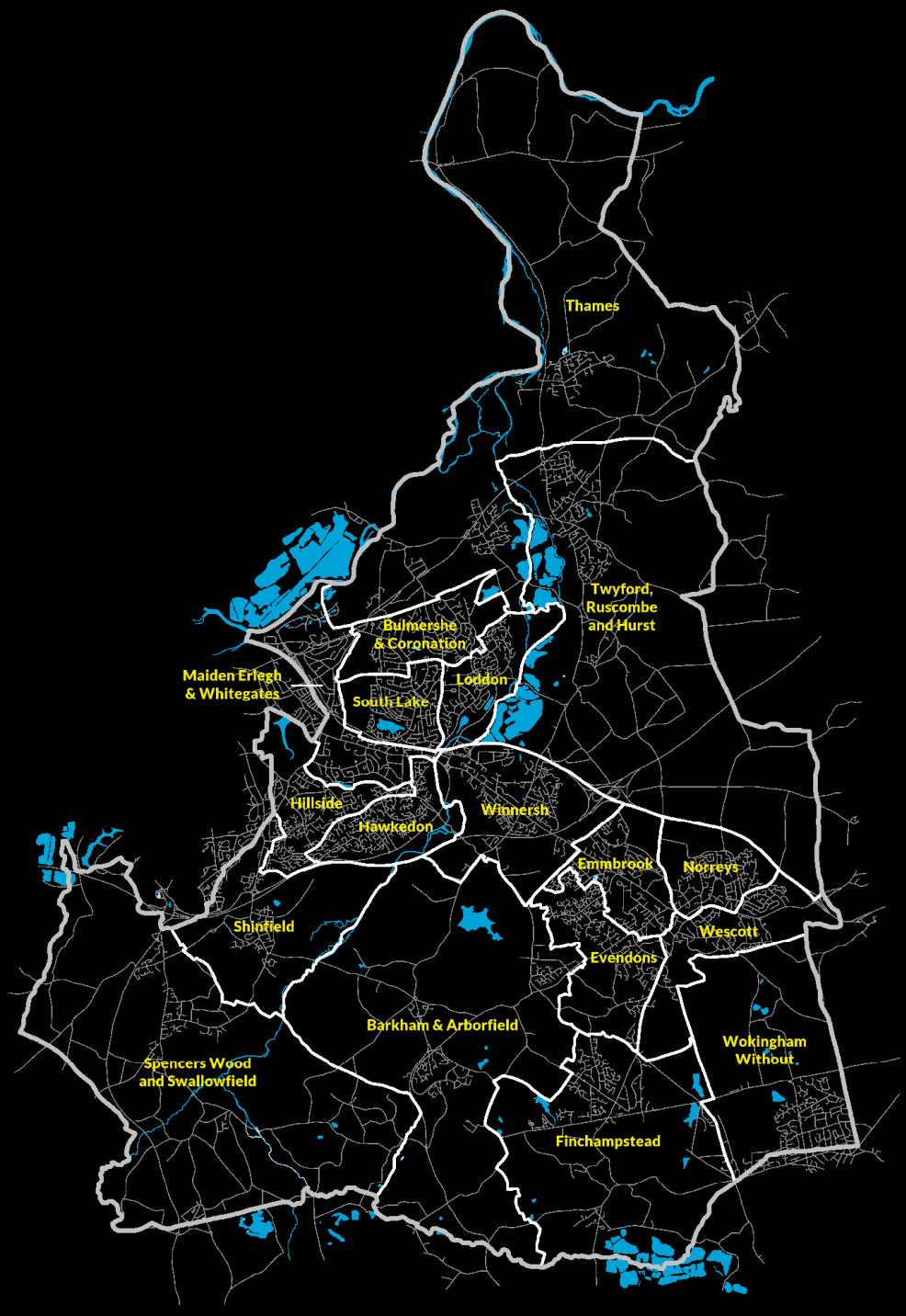

Electoral history of Wokingham

	seats	%votes	seats	%votes	seats	%votes	seats	%votes	Total	Majority
2024	19	36.2	8	17.8	27	39.2	0	6.9	54	
2023	22	36.9	5	16.5	26	41.6	1	5.0	18	
2022	26	36.9	3	17.9	23	40.9	2	4.3	18	
2021	31	46.2	3	15.9	18	35.4	2	2.5	18	8 ●
2019	33	37.3	4	16.8	15	39.5	2	6.4	18	12 ●
2018	42	46.0	3	18.6	8	32.8	1	2.7	18	30 ●
2016	47	48.3	1	15.3	6	28.3	0	8.2	18	40 ●
2015	47	49.1	1	13.8	5	21.0	1	16.0	18	40 ●
2014	44	44.3	1	11.9	7	21.9	2	4.5	18	34 ●
2012	43	48.8	0	12.3	10	24.3	1	14.7	18	32 ●
2011	45	52.4	0	13.3	9	25.6	0	8.8	18	36 ●
2010	43	49.7	0	9.0	11	35.6	0	5.7	18	32 ●
2008	44	57.7	0	4.8	10	30.5	0	6.9	18	34 ●
2007	43	51.5	0	6.7	11	32.3	0	9.6	18	32 ●
2006	41	56.3	0	6.9	13	29.0	0	7.7	18	28 ●
2004	39	48.9	0	8.4	15	32.2	0	10.4	54	24 ●
2003	34	48.4	1	7.1	19	41.3	0	3.2	18	14 ●
2002	30	48.6	1	9.5	22	38.1	1	3.8	18	6 ●
2001	27	42.5	0	17.1	27	39.9	0	0.5	18	
2000	27	48.8	0	9.7	27	40.8	0	0.7	18	
1999	30	43.0	0	14.1	24	42.6	0	0.3	18	6 ●
1997	31	43.3	0	14.7	23	39.7	0	2.2	54	8 ●
1996	24	40.4	0	17.1	29	41.7	1	0.8	18	4 ●
1995	27	36.5	0	22.0	26	39.6	1	1.9	18	
1994	34	39.8	0	14.2	20	45.7	0	0.3	18	14 ●
1992	34	52.9	1	8.4	19	38.5	0	0.2	18	14 ●
1991	35	44.8	2	15.4	17	38.2	0	1.7	18	16 ●
1990	37	36.6	3	22.5	14	33.6	0	7.4	18	20 ●
1988	37	53.9	2	12.1	15	29.5	0	4.5	18	20 ●
1987	36	52.2	1	8.9	17	37.3	0	1.6	18	18 ●
1986	39	46.2	1	11.8	14	42.0	0	0.0	18	24 ●
1984	46	56.0	1	12.6	7	30.1	0	1.4	18	38 ●
1983	46	59.1	1	10.6	7	30.3	0	0.0	18	38 ●
1982	46	58.0	1	8.6	7	32.0	0	1.4	19	38 ●
1980	45	53.8	1	18.2	8	25.4	0	2.6	19	36 ●
1979	50	53.3	0	15.8	4	19.6	0	11.3	54	46 ●

Ward history of Wokingham

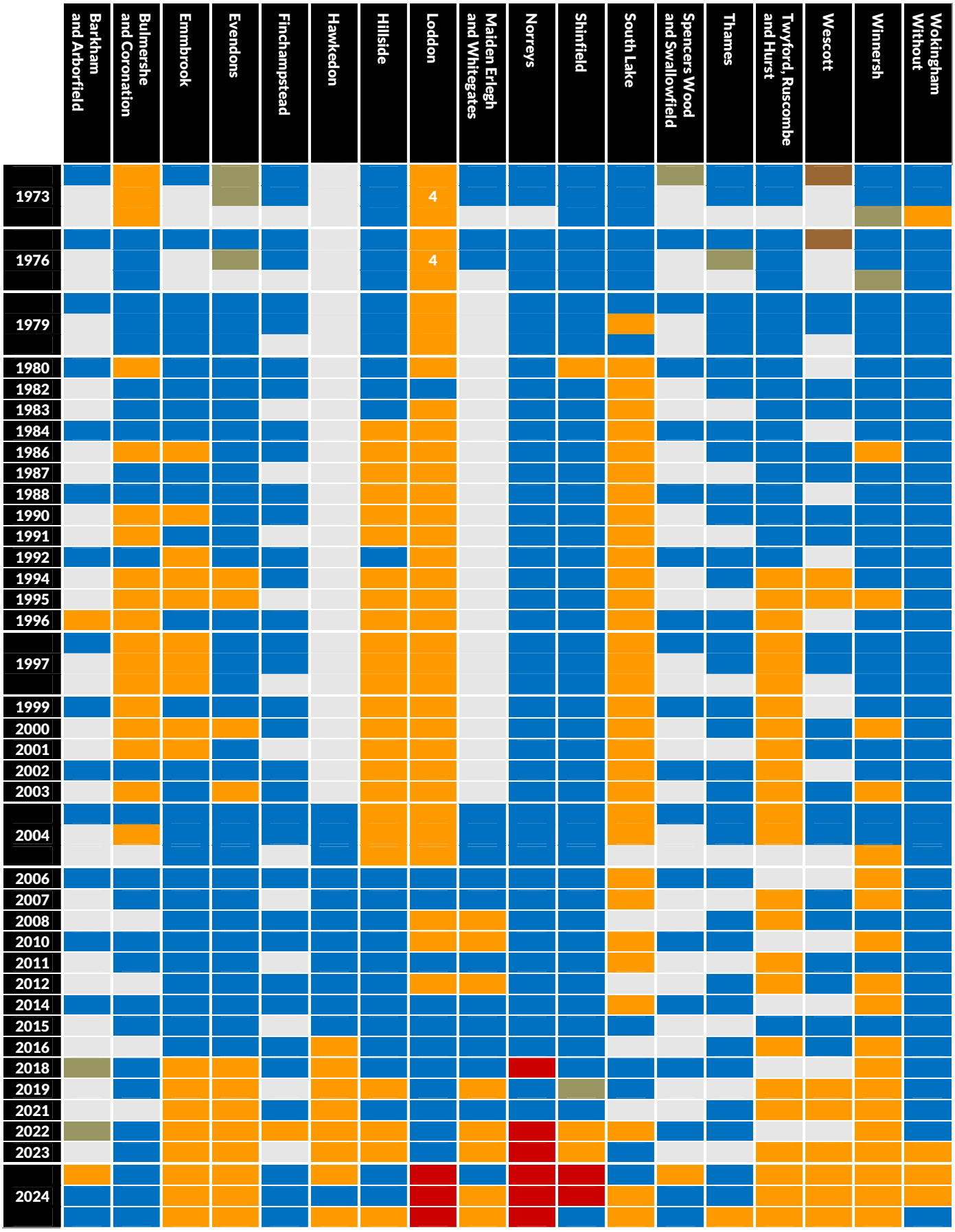

Barkham and Arborfield
Wokingham

Adrian Betteridge	**LD**	**1,018**	**41.4**
Joseph M. Barley	**Con**	**982**	**39.9**
George D. Evans	**Con**	**973**	**39.5**
Joseph Boadu	LD	964	39.2
Heather A. Richards	LD	940	38.2
Sebastian A. Graabek	Con	840	34.1
Asad Feroz	Grn	322	13.1
Jane E. Francis	Lab	257	10.4
Annette L. Medhurst	Lab	242	9.8
Tim Jinkerson	Lab	202	8.2

Antededent: Arborfield

Bulmershe and Coronation
Earley and Woodley

Alison C. Swaddle	**Con**	**1,468**	**49.2**
Shahid M. Younis	**Con**	**1,318**	**44.2**
Yusra Salman	**Con**	**1,173**	**39.3**
Paul A. Barton	LD	632	21.2
Kirsten C. McFarlane	Lab	591	19.8
Stephen C. Nash	LD	584	19.6
Will Evans	Lab	576	19.3
Gary N. Shacklady	Grn	542	18.2
David A. Sharp	Lab	510	17.1
Sheila A. Jordan	LD	467	15.7

Antededent: Coronation

Emmbrook
Wokingham

Rachel Bishop-Firth	**LD**	**1,760**	**53.3**
Imogen Shepherd-Dubey	**LD**	**1,736**	**52.6**
Basit S. Alvi	**LD**	**1,562**	**47.3**
David G. Lee	Con	1,069	32.4
Kate Haines	Con	918	27.8
John F. McDermott	Con	813	24.6
Lauren Seymour	Grn	369	11.2
Barrie G. Callender	Lab	356	10.8
Marily A. Groves	Lab	293	8.9
John A. Ferguson	Lab	291	8.8

Antededent: Emmbrook

Evendons
Wokingham

Mark A. Ashwell	**LD**	**1,668**	**60.3**
Lou Timlin	**LD**	**1,580**	**57.1**
Adrian B. Mather	**LD**	**1,552**	**56.1**
Jasmine Waters	Con	876	31.7
Jeff Cant	Con	873	31.5
Martin S.L. Jeater	Con	839	30.3
Alwyn H. Jones	Lab	324	11.7
Maray E. Morris	Lab	306	11.1
Colin Heath	Lab	284	10.3

Antededent: Evendons

Finchampstead
Wokingham

Charles Margetts	**Con**	**1,715**	**49.9**
Rebecca J. Margetts	**Con**	**1,707**	**49.6**
Peter E. Harper	**Con**	**1,677**	**48.8**
David G. Cornish	LD	1,635	47.5
Becky Eytle	LD	1,498	43.6
Fiona F. Dignan	LD	1,404	40.8
Judy Clark	Lab	246	7.2
Grace Tapping	Lab	238	6.9
Ian R. Hills	Lab	196	5.7

Antededent: Finchampstead North

Hawkedon
Earley and Woodley

David A. Hare	**LD**	**1,433**	**53.6**
Rohit Ahlawat	**Con**	**1,413**	**52.9**
Melanie C. De Jong	**LD**	**1,356**	**50.7**
Andrew Mickelburgh	LD	1,355	50.7
Tim Holton	Con	1,293	48.4
Guy W.M. Grandison	Con	1,274	47.7
Mark A. Craske	Lab	527	19.7
Carmel M. Law-Sinha	Lab	386	14.4
Harry C. McKeown	Lab	338	12.6

Antededent: Hawkedon

Hillside
Earley and Woodley

Pauline A. Jorgensen	**Con**	**1,699**	**48.3**
Moses Iyengunmwena	**Con**	**1,399**	**39.8**
Caroline A. Smith	**LD**	**1,376**	**39.1**
Alistair Neal	LD	1,324	37.6
Ryan D. Browne	LD	1,307	37.2
Salman Afzal	Con	1,263	35.9
Evan P. Ainsworth	Lab	421	12.0
Hari Sarasan	Lab	401	11.4
Harrison R. Watson	Grn	353	10.0
Jacqueline E. Rupert	Lab	305	8.7

Antededent: Hillside

Loddon
Earley and Woodley

Greg Bello	**Lab**	**1,338**	**52.7**
Majid Nagra	**Lab**	**1,316**	**51.8**
Alex Freeney	**Lab**	**1,159**	**45.6**
David W. Bragg	Con	1,033	40.7
Bill Soane	Con	1,003	39.5
Abdul Loyes	Con	869	34.2
Alex Heap	LD	406	16.0
Ally Fraser	LD	254	10.0
Irene M. Khayinza	LD	240	9.5

Antededent: Loddon

Maiden Erlegh and Whitegates
Earley and Woodley

Norman Jorgensen	**Con**	**1,187**	**29.4**
Stephen C. Newton	**LD**	**1,182**	**29.3**
Andy Ng Siu-Hong	**LD**	**1,162**	**28.8**
Mike Smith	LD	1,133	28.1
Wazir Hussain	Con	1,110	27.5
Richard M. McKenzie	Lab	1,026	25.4
Vikram S. Duhan	Lab	959	23.8
Madhu Ranga	Con	956	23.7
Tony Skuse	Lab	898	22.3
Samuel Langlois	Grn	493	12.2
Ibrahim Mohammed	Ind	336	8.3

Antededent: Maiden Erlegh

Norreys
Wokingham

Rachel A. Burgess	**Lab**	**1,398**	**53.5**
Marie-Louise Weighill	**Lab**	**1,128**	**43.2**
Nagi Nagella	**Lab**	**1,063**	**40.7**
Phil Cunnington	Con	963	36.9
Lisa J. Fairweather	Con	853	32.6
Roger Greer	Con	786	30.1
Matteo Fumagalli	LD	524	20.1
Warren M. Dixon	LD	495	18.9
Paul A. Sayers	LD	421	16.1
Sara Gillman	TUSC	69	2.6

Antededent: Norreys

Shinfield
Earley and Woodley

Sarah L. Bell	**Lab**	**997**	**46.4**
Andrew J.P. Gray	**Lab**	**923**	**43.0**
Vishal Srinivasan	**Con**	**881**	**41.0**
Jackie Rance	Con	868	40.4
Varinder S. Anand	Lab	867	40.4
Hilary A. Pollock	Con	855	39.8
Shanks Garg	LD	405	18.8
Nicola J. Brock	LD	397	18.5
Bob Wharton	LD	253	11.8

Antededent: Shinfield South

South Lake
Earley and Woodley

Kay M. Gilder	**Con**	**1,180**
Beth Rowland	**LD**	**1,080**
Carol A. Jewell	**LD**	**1,065**
James E. Bourke	Con	1,056
Nigel S. Harman	LD	1,008
Michaela Dalton	Con	994
Tom Clark	Lab	616
Ann Dally	Lab	571
Stevie Horton	Lab	435

Antededent: South Lake

Spencers Wood and Swallowfield

69% Earley and Woodley, 31% Wokingham

Catherine Glover	**LD**	**1,189**	**47.9**
Dave Edmonds	**Con**	**1,103**	**44.4**
Stuart I. Munro	**Con**	**1,077**	**43.4**
Anthony J. Pollock	Con	1,047	42.2
Chris Johnson	LD	1,020	41.1
Dominic Rider	LD	856	34.5
Tom Blomley	Grn	418	16.8
June T. Taylor	Lab	259	10.4
Will Gale	Lab	252	10.2
Stuart A. Hooper	Lab	224	9.0

Antededent: Swallowfield

Twyford, Ruscombe and Hurst

Wokingham

Stephen R. Conway	**LD**	**2,456**	**71.2**
Martin G. Alder	**LD**	**2,027**	**58.7**
Martijn Andrea	**LD**	**2,008**	**58.2**
John L. Jarvis	Con	719	20.8
Grant S. Woolner	Con	579	16.8
Malcolm George	Con	576	16.7
Merv Boniface	Grn	453	13.1
Rona M. Noble	Lab	250	7.2
Roy G. Mantel	Lab	211	6.1
Peter W. Tang	Lab	170	4.9

Antededent: Twyford

Winnersh

Wokingham

Prue Bray	**LD**	**1,703**	**66.1**
Rachelle S. Shepherd-Dubey	**LD**	**1,473**	**57.2**
Paul M. Fishwick	**LD**	**1,460**	**56.6**
Anne Chadwick	Con	755	29.3
Jonathan D.A. Pollock	Con	620	24.1
Martyn Washbourne	Con	603	23.4
David L. Evans	Lab	305	11.8
Paul R. Eastaugh	Lab	301	11.7
Allan Murungi	Lab	263	10.2
John M. Gillman	TUSC	83	3.2

Antededent: Winnersh

Thames

18% Earley and Woodley, 82% Wokingham

Sam Akhtar	**Con**	**1,416**	**50.8**
Wayne Smith	**Con**	**1,284**	**46.1**
Katrin Harding	**LD**	**1,217**	**43.7**
Michael J. Firmager	Con	1,186	42.6
Yonni Wilson	LD	1,172	42.1
Paddy Power	LD	1,027	36.9
Stuart G. Crainer	Lab	380	13.6
Tracy L. Hugman	Lab	355	12.7
Brian Scott	Lab	317	11.4

Antededent: Remenham, Wargrave and Rusper

Wescott

Wokingham

Jane L. Ainslie	**LD**	**1,318**	**44.6**
Rob Comber	**LD**	**1,202**	**40.6**
Chris Cooke	**LD**	**990**	**33.5**
Gregor G.D. Murray	Con	964	32.6
James L. Pett	Con	879	29.7
Raj K. Sharma	Con	791	26.7
Andy Croy	Lab	661	22.4
Dave Chapman	Grn	433	14.6
Paula Montie	Lab	392	13.3
Aaron J. Pearson	Lab	370	12.5

Antededent: Wescott

Wokingham Without

Wokingham

Marc Brunel-Walker	**LD**	**1,267**	**53.3**
Jordan Montgomery	**LD**	**1,256**	**52.8**
Seona Turtle	**Con**	**1,117**	**47.0**
David O.H. Davies	Con	1,082	45.5
Chris Salmon	LD	977	41.1
Ullakarin Clark	Con	958	40.3
Joyce Lam	Lab	181	7.6
Alex D.J. Fry	Lab	161	6.8
Jac Pluves	Lab	137	5.8

Antededent: Wokingham Without

Summary of results: Wokingham

	Year	Elec	%Poll	Con	Lab	LD	Grn	Ind	Other
Barkham and Arborfield	2024	7,417	32.2	38.1	10.0	39.5	12.5		
Arborfield	2022	2,048	33.2	15.4	9.6			75.0	
Bulmershe and Coronation	2024	7,092	40.2	45.4	18.3	19.5	16.8		
Coronation	2023	4,189	43.7	61.5	10.4	19.7	8.3		
	2022	4,192	41.8	61.9	12.5	17.3	8.2		
Emmbrook	2024	7,965	40.7	30.1	10.0	49.5	10.4		
	2023	7,646	42.7	27.3	7.9	57.4	4.8		
	2022	7,428	42.6	29.4	6.0	60.4			
	2021	7,333	47.4	42.2	9.3	48.6			
Evendons	2024	7,102	41.2	30.5	11.3	58.2			
	2023	7,037	42.2	30.9	9.5	53.6			6.1
	2022	7,028	42.1	27.0	5.5	64.4	3.0		
	2021	7,148	44.2	40.7	9.5	44.3			5.6
Finchampstead	2024	8,124	44.8	47.7	6.8	45.5			
Finchampstead South	2022	4,779	42.2	38.6	5.1	56.3			
	2021	4,683	39.0	65.4	9.5	25.1			
Hawkedon	2024	7,816	42.2	41.9	15.6	42.5			
	2023	6,735	37.8	37.9	12.1	50.0			
	2022	6,806	35.1	24.2	13.9	61.9			
	2021	6,960	37.8	33.2	12.9	53.9			
Hillside	2024	7,511	46.7	44.1	10.9	35.7	9.2		
	2023	6,254	48.6	43.8	11.5	44.7			
	2022	6,320	46.8	36.4	9.6	54.1			
	2021	6,400	49.1	47.0	9.7	43.3			

	Year	Elec	%Poll	Con	Lab	LD	Grn	Ind	Other
Loddon	2024	6,831	40.2	37.2	48.2	14.6			
	2023	7,544	36.3	42.0	40.3	17.7			
	2022	7,596	33.2	38.7	33.7	27.6			
	2021	7,651	39.0	46.4	23.2	24.9	5.5		
Maiden Erlegh and Whitegates	2024	8,145	46.1	28.1	24.3	28.0	11.7		
Maiden Erlegh	2023	6,686	43.8	41.0	13.6	45.4			
	2022	6,706	44.0	31.1	18.1	50.8			
	2021	6,779	44.7	41.1	22.5	31.0	5.4		
Norreys	2024	6,820	39.6	32.6	47.3	17.7			2.3
	2023	8,432	37.7	37.0	42.7	20.2			
	2022	8,335	42.3	34.2	53.7	8.9	3.2		
	2021	8,335	41.9	46.5	39.7	13.9			
Shinfield	2024	7,017	33.4	38.6	43.7	17.7			
Shinfield South	2023	9,352	34.1	31.9	12.6	33.0	4.2	18.3	
	2022	8,921	33.1	40.8	14.0	45.2			
	2021	8,491	34.8	48.5	12.2	39.3			
South Lake	2024	7,400	38.6	41.0	21.4	37.6			
	2023	4,251	45.7	51.7	11.2	37.0			
	2022	4,319	46.0	40.8	11.0	48.3			
Spencers Wood and Swallowfield	2024	7,767	35.4	37.2	8.7	40.0	14.1		
Swallowfield	2022	2,568	36.5	51.2	7.0	30.8	11.0		
Thames	2024	7,113	41.5	47.0	12.6	40.4			
Remenham, Wargrave and Ruscombe	2022	4,256	40.9	50.3	13.7	26.0	10.1		
	2021	4,306	42.1	63.1	13.3	23.6			
Twyford, Ruscombe and Hurst	2024	7,879	43.1	18.5	6.4	63.3	11.7		
Twyford	2023	4,544	51.8	11.6	4.0	84.4			
	2021	4,646	53.8	22.7	4.8	67.6	5.0		
Wescott	2024	7,563	37.4	28.6	19.6	39.0	12.8		
	2023	5,544	39.7	32.1	7.3	53.7	6.9		
	2021	5,518	43.1	43.0	12.3	44.7			
Winnersh	2024	7,939	34.0	26.5	10.7	59.8			2.9
	2023	7,809	34.7	25.2	8.5	60.8	5.4		
	2022	7,845	34.4	25.5	7.0	63.3	4.1		
	2021	7,884	38.1	33.6	8.7	54.6			3.1
Wokingham Without	2024	6,384	40.3	43.5	7.1	49.4			
	2023	6,319	46.1	41.1	4.8	54.0			
	2022	6,326	40.4	47.1	7.3	40.9	4.7		
	2021	6,418	44.3	57.1	7.4	35.5			

Wolverhampton

4 ▼1	12	16 ▲1	48	0 ◆	0	0 ◆	0	0 ◆	0

Labour retain control - majority: 36 seats



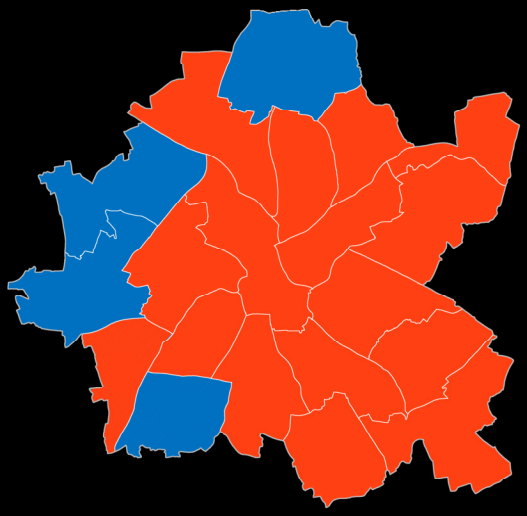

Electoral history of Wolverhampton

	seats	%votes	seats	%votes	seats	%votes	seats	%votes	Total	Majority
2024	12	32.7	48	56.1	0	3.6	0	7.6	20	36 ●
2023	13	34.8	47	52.9	0	5.6	0	6.7	60	34 ●
2022	14	34.8	46	57.3	0	5.2	0	2.7	20	32 ●
2021	15	41.8	45	48.7	0	2.8	0	6.7	20	30 ●
2019	10	29.8	50	49.5	0	5.8	0	14.8	20	40 ●
2018	9	34.7	51	56.9	0	4.1	0	4.3	20	42 ●
2016	10	28.2	49	53.5	0	4.3	1	13.9	20	38 ●
2015	10	29.9	48	46.5	1	3.6	1	20.1	20	36 ●
2014	12	23.1	45	44.8	2	3.6	1	28.4	20	30 ●
2012	13	28.2	44	58.5	3	5.6	0	7.7	20	28 ●
2011	22	34.8	35	52.5	3	6.7	0	6.0	20	10 ●
2010	26	35.9	29	40.9	5	18.2	0	4.9	20	
2008	27	47.8	28	33.4	5	16.2	0	2.5	20	
2007	18	37.7	36	38.4	3	14.4	3	9.5	20	12 ●
2006	16	39.0	41	39.5	3	14.5	0	6.9	20	22 ●
2004	16	36.5	41	39.6	3	17.3	0	6.6	60	22 ●
2003	21	39.4	34	43.0	5	16.5	0	1.1	20	8 ●
2002	21	34.6	34	49.8	5	13.7	0	2.0	20	8 ●
2000	24	44.6	33	40.2	3	11.9	0	3.3	20	6 ●
1999	17	38.9	39	47.7	3	13.1	0	0.2	20	19 ●
1998	14	37.9	44	47.1	2	12.9	0	2.1	20	28 ●
1996	12	31.3	46	54.0	2	12.8	0	2.0	20	32 ●
1995	19	30.4	39	56.7	2	11.5	0	1.4	20	18 ●
1994	26	30.0	31	53.8	3	15.6	0	0.5	20	2 ●
1992	28	51.1	29	36.9	3	10.8	0	1.3	20	
1991	22	40.2	35	42.9	3	13.7	0	3.2	20	10 ●
1990	24	39.4	31	46.7	5	11.5	0	2.4	20	2 ●
1988	23	39.7	31	48.9	6	11.3	6	0.0	20	2 ●
1987	23	44.3	30	31.1	7	24.3	0	0.3	20	
1986	19	32.8	38	45.2	3	22.0	0	0.0	20	16 ●
1984	23	35.0	35	45.0	2	19.0	0	1.0	20	10 ●
1983	26	41.4	34	40.5	0	0.0	0	1.1	20	8 ●
1982	26	42.0	33	35.5	1	22.3	0	0.2	20	6 ●
1980	28	47.9	32	40.6	0	2.6	0	8.9	20	4 ●
1979	29	41.8	30	41.4	0	7.1	1	9.8	20	
1978	29	47.4	29	40.4	0	1.8	2	10.4	20	
1976	24	42.7	34	31.6	0	3.8	2	21.9	20	8 ●
1975	21	41.9	38	29.5	0	6.3	1	22.3	20	16 ●
1973	20	41.3	40	46.7	0	8.3	0	3.7	60	20 ●

Ward history of Wolverhampton

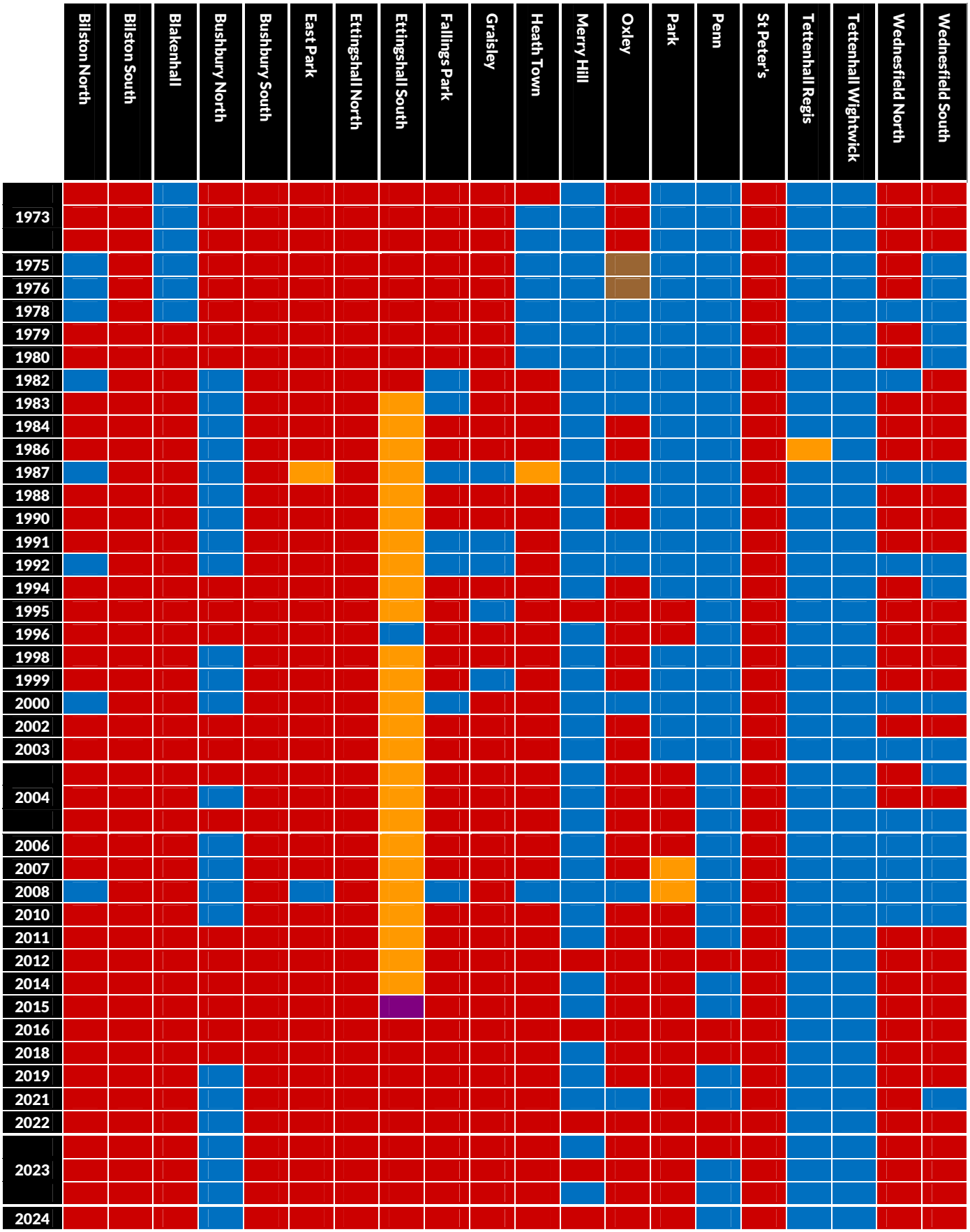

Bilston North
Wolverhampton South East

Leigh L.J. New	**Lab**	**1,763**	**71.3**	**+ 9.6**
Audrey M.I. Okere	Con	710	28.7	+ 3.9

Bilston South
Wolverhampton South East

***Rashpal Kaur**	**Lab**	**1,549**	**70.1**	**+ 1.3**
Lewis R. Wastekk	Con	661	29.9	+ 7.2

Blakenhall
Wolverhampton West

***Sally Green**	**Lab**	**2,244**	**75.1**	**+ 4.4**
Adam Ansari	Con	453	15.2	- 3.7
Stephen Petter	Grn	126	4.2	
Patrick N. Bentley	LD	86	2.9	- 7.5
Tracy Cooper		80	2.7	

Bushbury North
86% Wolverhampton North East, 14% Wolverhampton West

***Simon A.A. Bennett**	**Con**	**1,321**	**47.0**	**- 2.2**
Gary Edwards	Lab	1,271	45.2	+ 3.6
Gary A. Peck	LD	217	7.7	- 1.5

Bushbury South and Low Hill
Wolverhampton North East

***Paul D. Sweet**	**Lab**	**1,323**	**70.4**	**+ 5.0**
Rob Williams	Con	403	21.5	+ 0.2
Ann Jenkins	LD	152	8.1	- 5.2

East Park
Wolverhampton South East

Stephen H. Russell	**Lab**	**1,433**	**68.2**	**+ 0.1**
Joe Stepien	Con	374	17.8	- 0.6
Steve Hall		294	14.0	+ 7.3

Ettingshall North
Wolverhampton North East

***Zarreena Russell**	**Lab**	**2,224**	**82.0**	**+12.5**
Amar S. Bhandal	Con	489	18.0	- 1.9

Ettingshall South and Spring Vale
Wolverhampton South East

***Harbinder Singh**	**Lab**	**1,988**	**71.8**	**+18.8**
Sian R. Kumar	Con	780	28.2	- 7.1

Fallings Park
Wolverhampton North East

***Valerie Evans**	**Lab**	**1,299**	**56.7**	**+ 2.2**
Julie A. Dickens	Con	716	31.3	- 4.2
Charlotte A. Hawkins	PoW	161	7.0	
Peter Nixon	LD	113	4.9	- 5.1

Graiseley
Wolverhampton West

***Jacqueline Sweetman**	**Lab**	**1,724**	**59.3**	**- 2.4**
Tony Gething	Con	566	19.5	- 1.5
Zahid Shah		278	9.6	
Amy J. Bertaut	Grn	240	8.3	- 8.9
Jessica Pringle	LD	99	3.4	

Heath Town
Wolverhampton North East

***Jaspreet K. Jaspal**	**Lab**	**1,305**	**64.3**	**+ 8.3**
Joseph Bongajum Banla	Con	432	21.3	- 3.0
Kwaku Tano-Yeboah	Grn	193	9.5	- 10.2
Vikas Chopra	LD	98	4.8	

Merry Hill
GAIN

Wolverhampton West

Ben Evans	**Lab**	**1,540**	**47.6**	**+ 6.8**
*Chris J. Haynes	Con	1,459	45.1	+ 0.2
Jennifer L.Hibell	Grn	233	7.2	- 7.1

Oxley
13% Wolverhampton North East
87% Wolverhampton West

***Barbara E. McGarrity**	**Lab**	**1,444**	**50.1**	**- 1.6**
Adam J.H. Collinge	Con	1,032	35.8	- 1.1
Mia Clark	Grn	266	9.2	
Ian C. Jenkins	LD	140	4.9	- 3.0

Park
Wolverhampton West

Muhammad Nasim	**Lab**	**1,668**	**53.0**	**- 11.7**
Surrinder K. Ram	Con	697	22.1	- 4.4
Paul A. Darke	Grn	491	15.6	
Bryan H. Lewis	LD	293	9.3	+ 0.4

Penn
Wolverhampton West

***Parambir Singh**	**Con**	**1,733**	**45.3**	**+ 0.7**
Kashmire D. Hawker	Lab	1,656	43.2	- 1.3
Ayden L.E. Young	Grn	330	8.6	
Anna Khan	LD	110	2.9	- 8.0

St Peter's
0% Wolverhampton North East
20% Wolverhampton South East
80% Wolverhampton West

***Iqra S. Tahir**	**Lab**	**1,249**	**51.4**	**- 12.8**
Mohammed Naseem	Grn	599	24.7	
David Murray	LD	300	12.3	- 9.3
Gillian E. Timms	Con	282	11.6	- 2.6

Tettenhall Regis
Wolverhampton West

***Udey Singh**	**Con**	**1,663**	**51.9**	**- 0.5**
Robert J. Starkiewicz	Lab	1,051	32.8	- 3.4
Julian M. Donald	LD	251	7.8	- 3.6
Don Gwinnett	Grn	240	7.6	

Tettenhall Wightwick
Wolverhampton West

Sally Garner	**Con**	**2,228**	**63.0**	**+ 4.0**
Bahadur S. Dehar	Lab	950	26.9	- 0.8
Andrea Cantrill	Grn	267	7.6	- 5.7
Arfan Khan	LD	90	2.5	

Wednesfield North
Wolverhampton North East

***Mary Bateman**	**Lab**	**1,431**	**65.5**	**+ 8.7**
Nanthaniel Williams	Con	754	34.5	+ 0.9

Wednesfield South
Wolverhampton North East

***Jacqui A. Coogan**	**Lab**	**1,243**	**50.6**	**+ 0.5**
Pete Dickens	Con	914	37.2	+ 3.1
Hardev Singh	Grn	301	12.2	+ 4.1

Summary of results: Wolverhampton

	Year	Elec	%Poll	Con	Lab	LD	Grn	Ind	Other
Bilston North	2024	9,586	26.5	28.7	71.3				
	2023	9,491	22.7	24.8	61.7		13.5		
	2022	8,923	24.0	28.0	64.9	7.2			
	2021	8,931	29.2	34.5	59.8		5.7		
Bilston South	2024	10,295	21.9	29.9	70.1				
Bilston East	2023	10,237	17.8	22.7	68.8	8.6			
	2022	10,835	19.7	26.0	68.5				5.5
	2021	10,626	24.8	32.1	54.5		5.1	8.3	
Blakenhall	2024	8,801	34.5	15.2	75.1	2.9	4.2	2.7	
	2023	8,674	29.1	18.9	70.7	10.4			
	2022	8,597	28.5	14.8	79.2	6.0			
	2021	8,601	37.6	17.0	71.9	6.3	4.7		
Bushbury North	2024	9,717	29.4	47.0	45.2	7.7			
	2023	9,664	26.6	49.2	41.6	9.2			
	2022	8,805	28.6	50.3	44.0	5.8			
	2021	8,841	32.9	58.2	34.2	4.1	3.5		
Bushbury South and Low Hill	2024	9,595	19.9	21.5	70.4	8.1			
	2023	9,476	16.4	21.3	65.4	13.3			
	2022	10,961	18.9	23.2	64.2	12.6			
	2021	10,856	22.7	36.1	58.2		5.6		
East Park	2024	9,223	23.2	17.8	68.2			14.0	
	2023	9,169	18.5	18.4	68.1		6.8	6.7	
	2022	9,128	19.1	30.8	69.2				
	2021	9,021	24.9	39.6	54.1		6.3		
Ettingshall North	2024	9,920	28.2	18.0	82.0				
Ettingshall	2023	9,745	22.7	19.9	69.5		10.7		
	2022	11,395	26.0	16.2	73.7	10.2			
	2021	11,061	32.0	19.3	67.6	9.5	3.6		
Ettingshall South and Spring Vale	2024	9,675	29.5	28.2	71.8				
Spring Vale	2023	9,654	26.2	35.3	53.0		11.7		
	2022	8,893	26.6	41.4	58.6				
	2021	8,916	29.2	37.8	54.2		8.1		
Fallings Park	2024	8,999	25.6	31.3	56.7	4.9			7.0
	2023	8,996	21.9	35.5	54.5	10.0			
	2022	8,845	24.4	27.6	62.6	9.8			
	2021	8,836	28.8	44.3	47.1	4.4	4.2		
Graiseley	2024	8,881	33.3	19.5	59.3	3.4	8.3	9.6	
	2023	8,708	28.7	21.0	61.7		17.2		
	2022	8,644	29.7	20.5	64.2	5.5	9.8		
	2021	8,514	36.1	28.7	59.2	3.8	8.3		
Heath Town	2024	8,763	23.6	21.3	64.3	4.8	9.5		
	2023	8,653	18.8	24.3	56.0		19.7		
	2022	8,903	22.0	22.3	61.0	8.5	8.2		
	2021	8,939	26.5	28.4	48.4	9.4	7.5		6.3
Merry Hill	2024	9,145	35.7	45.1	47.6		7.2		
	2023	9,146	33.4	44.9	40.8		14.3		
	2022	9,202	33.9	46.7	47.0	6.3			
	2021	9,170	39.0	56.3	37.3		6.4		
Oxley	2024	10,451	27.9	35.8	50.1	4.9	9.2		
	2023	10,222	25.2	36.9	51.7	7.9			3.6
	2022	8,856	26.9	37.0	51.2	6.3	4.0		1.6
	2021	8,806	31.7	45.4	42.8	5.2	4.7		1.9
Park	2024	9,726	33.0	22.1	53.0	9.3	15.6		
	2023	9,442	29.4	26.5	64.7	8.9			
	2022	8,313	31.3	27.3	59.0	4.6	9.2		
	2021	8,289	37.0	34.5	53.9	3.4	8.1		
Penn	2024	9,816	39.5	45.3	43.2	2.9	8.6		
	2023	9,802	38.3	44.5	44.6	10.9			
	2022	9,915	39.0	43.1	50.6	6.4			
	2021	9,911	45.8	54.6	39.4		6.0		

	Year	Elec	%Poll	Con	Lab	LD	Grn	Ind	Other
St Peter's	2024	8,961	27.5	11.6	51.4	12.3	24.7		
	2023	8,408	21.7	14.2	64.2	21.6			
	2022	8,080	22.0	21.2	78.8				
	2021	7,897	29.3	24.9	63.2		11.9		
Tettenhall Regis	2024	9,243	35.0	51.9	32.8	7.8	7.5		
	2023	9,244	33.4	52.4	36.2	11.4			
	2022	9,316	34.2	50.9	34.9	7.6	6.5		
	2021	9,342	40.6	59.7	31.0	3.7	5.6		
Tettenhall Wightwick	2024	8,971	39.7	63.0	26.9	2.5	7.6		
	2023	9,011	39.1	59.0	27.7		13.3		
	2022	9,039	40.0	60.2	28.0	3.9	7.9		
	2021	7,879	46.6	64.4	23.0	4.2	8.4		
Wednesfield North	2024	8,454	26.4	34.5	65.5				
	2023	8,474	25.4	33.6	56.8		9.6		
	2022	8,461	26.6	39.2	60.8				
	2021	8,526	30.0	42.8	52.8		4.4		
Wednesfield South	2024	9,035	27.8	37.2	50.6		12.2		
	2023	8,903	26.0	34.1	50.1		8.2		6.9
	2022	8,523	27.2	36.7	63.3				
	2021	8,815	32.0	52.1	42.9		5.0		

Worcester boundary changes

▼7	1	▲4	17	▲1	5	▲2	12	◆	0

Council remains under no overall control

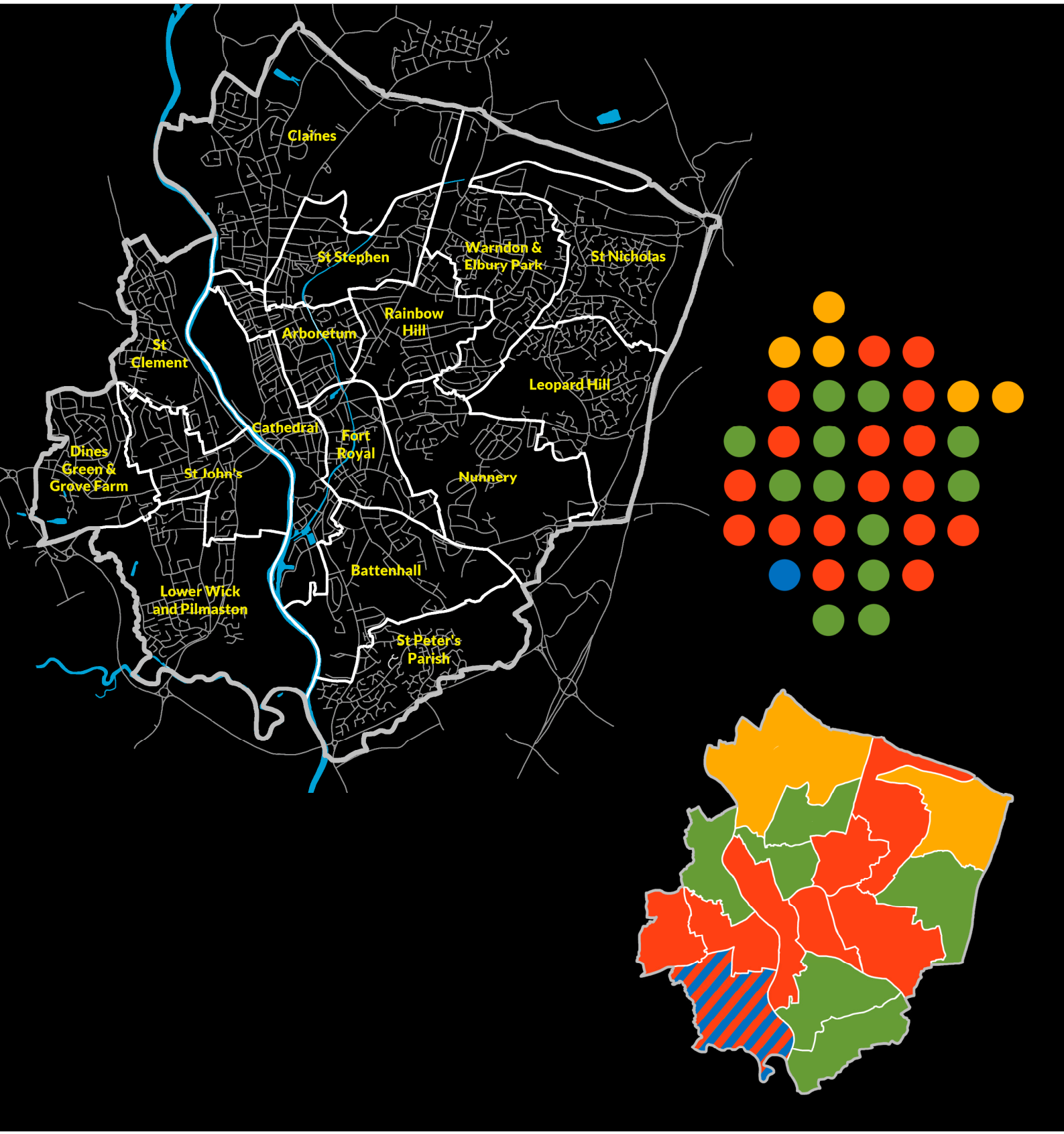

Electoral history of Worcester

	seats	%votes	seats	%votes	seats	%votes	seats	%votes	Total	Majority	
2024	1	19.3	17	27.9	5	14.7	12	38.0	35		
2023	8	25.5	13	28.2	4	16.4	10	29.9	11		
2022	15	31.1	12	30.6	2	16.0	6	22.4	11		
2021	18	39.3	11	27.5	1	9.1	5	24.2	11	1	●
2019	16	37.2	15	26.3	0	9.4	4	27.1	11		
2018	17	41.9	15	33.8	0	7.6	3	16.7	12		
2016	17	30.4	16	36.2	0	4.7	2	28.6	12		
2015	18	42.6	15	29.1	0	3.3	2	25.1	11	1	●
2014	17	33.4	16	29.4	1	4.3	1	33.0	12		
2012	17	35.4	15	39.6	2	7.5	1	17.6	12		
2011	18	43.5	12	33.7	3	10.5	2	12.3	11	1	●
2010	17	41.8	13	33.7	3	9.2	2	15.3	12		
2008	17	37.4	13	28.4	3	10.5	2	23.8	12		
2007	18	42.9	12	25.3	3	13.0	2	18.8	11	1	●
2006	18	39.7	11	29.1	3	13.0	3	18.3	12	1	●
2004	18	40.2	10	29.8	3	15.8	4	14.3	35	1	●
2003	19	40.8	10	34.4	2	11.5	5	13.4	12	2	●
2002	18	44.4	12	38.1	1	11.5	5	6.0	12		
2000	16	48.3	15	32.7	1	9.9	4	9.1	12		
1999	11	39.2	20	37.9	2	14.7	3	8.2	12	4	●
1998	10	34.8	22	37.7	2	17.2	2	10.3	12	8	●
1996	9	31.8	23	49.7	3	14.2	1	4.3	12	10	●
1995	10	27.6	22	50.6	3	16.5	1	5.4	12	8	●
1994	9	30.3	23	43.4	4	21.4	0	4.9	12	10	●
1992	11	45.4	23	39.2	1	15.3	1	0.0	12	10	●
1991	10	40.2	24	43.2	1	14.8	1	1.8	12	12	●
1990	11	31.1	24	55.4	1	9.7	0	3.7	12	12	●
1988	14	40.3	22	47.2	0	11.8	0	0.7	12	10	●
1987	15	40.0	21	36.9	0	21.8	0	1.3	12	8	●
1986	16	32.2	20	44.5	1	22.3	0	1.1	12	6	●
1984	18	41.3	18	45.7	0	13.0	0	0.0	12		
1983	18	42.4	18	40.4	0	17.2	0	0.0	12		
1982	15	37.3	21	36.3	0	26.4	0	0.0	12	6	●
1980	16	40.7	20	54.1	0	4.2	0	1.1	12	4	●
1979	19	49.6	17	47.8	0	2.6	0	0.0	36	2	●
1976	23	52.6	13	40.0	0	3.5	0	3.9	36	10	●
1973	18	47.8	18	47.5	0	1.6	0	3.1	36		

Ward history of Worcester

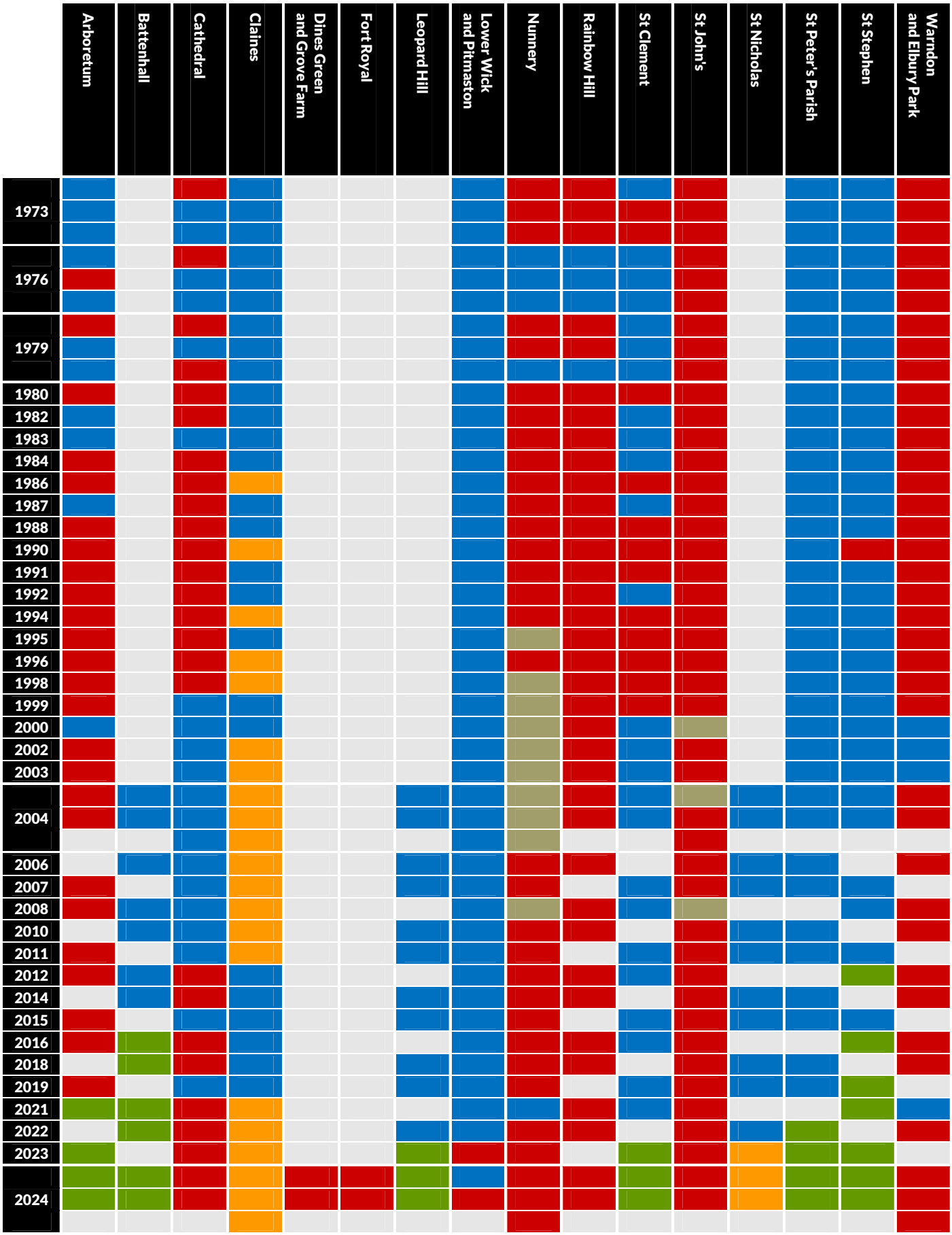

Arboretum
Worcester

Hannah Cooper	**Grn**	**1,183**	**69.9**
Karen Lewing	**Grn**	**1,090**	**64.4**
Andrew J. Tull	Lab	314	18.6
Nazrul Haque	Lab	261	15.4
Zoe Coldicott	Con	151	8.9
Angela Stanley	Con	120	7.1
Jon Taylor	LD	106	6.3
Alison A. Morgan	LD	94	5.6
Calvin S. Fowler	TUSC	33	1.9

Antededent: Arboretum

Battenhall
Worcester

Lpouis Stephen	**Grn**	**1,367**	**70.5**
Paul Sobczyk	**Grn**	**1,213**	**62.5**
Graham Taylor	Lab	322	16.6
Ian K. Benfield	Lab	306	15.8
Parveen Akhtar	Con	300	15.5
Naseeb Hussain	Con	253	13.0
Pyers H. Symon	LD	59	3.0

Antededent: Battenhall

Cathedral
Worcester

Lynn Denham	**Lab**	**644**	**43.2**
Adam Scott	**Lab**	**541**	**36.3**
Jon Bodenham	Grn	525	35.2
Leisa Taylor	Grn	464	31.1
Adele Rimell	Con	225	15.1
Chris Rimell	Con	216	14.5
Francis D. Lankester	Ind	111	7.4
Andrew Smith	LD	43	2.9
Stuart Wild	LD	37	2.5
Archie M. Harrison	TUSC	33	2.2

Antededent: Cathedral

Claines
Worcester

Mel Allcott	**LD**	**1,795**	**72.9**
Jessie Jagger	**LD**	**1,401**	**56.9**
Karen M. Lawrance	**LD**	**1,333**	**54.1**
Chris Thorp	Con	473	19.2
Trish Nosal	Con	373	15.1
Tom Wisniewski	Con	360	14.6
Joy Squires	Lab	333	13.5
Louis J. Allaway	Lab	309	12.5
Mandy Neill	Grn	289	11.7
Tom Henri	Lab	267	10.8
Claire Nichols	Grn	236	9.6
Simon Bovey	Grn	221	9.0

Antededent: Claines

Dines Green and Grove Farm
Worcester

Matt Lamb	**Lab**	**609**	**57.1**
Robyn D. Norfolk	**Lab**	**478**	**44.8**
Margarete Cawte	Con	211	19.8
Mike Wilson	Con	208	19.5
Katherine Pingree	Grn	153	14.3
Nicola Silvester	Grn	121	11.3
Andrew D. Holmes	LD	71	6.7
Martin J.K. Potter	UKIP	68	6.4
Mark P. Davies	TUSC	38	3.6

No antededent

Fort Royal
Worcester

Jabba Riaz	**Lab**	**655**	**51.9**
Atif Sadiq	**Lab**	**504**	**39.9**
Helen McCarthy	Grn	274	21.7
Naheem Zafar	Ind	252	20.0
Resnu Meah		236	18.7
Justin Kirby	Grn	179	14.2
Antonio Martins	Con	130	10.3
Marta Martins	Con	128	10.1
Andrew I.J. Lee	LD	83	6.6

No antededent

Leopard Hill
Worcester

Andrew Cross	**Grn**	**1,029**	**65.8**
Katie Collier	**Grn**	**906**	**57.9**
Jithin Bittu	Con	364	23.3
Tony Lippett	Con	346	22.1
Jamsheyd Ali	Lab	199	12.7
Sunil Desayrah	Lab	176	11.2
Paul R. Jagger	LD	64	4.1
Bart Ricketts	LD	46	2.9

Antededent: Warndon Parish South

Lower Wick and Pitmaston
Worcester

Alan Amos	**Con**	**817**	**47.2**
Susan E. Smith	**Lab**	**752**	**43.5**
Aaron Daniels	Lab	653	37.8
Lucy Hodgson	Con	569	32.9
Stephen Brohan	Grn	194	11.2
Alaric Stephen	Grn	170	9.8
John G. Ondreasz	LD	129	7.5
Eloise J. Davies	TUSC	23	1.3

Antededent: Bedwardine

Nunnery
Worcester

Pat Agar	**Lab**	**994**	**47.8**
Elaine G. Willmore	**Lab**	**963**	**46.3**
Bash Ali	**Lab**	**807**	**38.8**
Allah Ditta	Con	472	22.7
Leon Babu	Con	442	21.3
Lucy Owen	Con	417	20.1
Barbara Mitra	Grn	340	16.4
Alice Ponder	Grn	302	14.5
Nadeem Ahmed	Ind	260	12.5
David P. Carney	Ref	203	9.8
Scott Butler	LD	184	8.9
Jacek Zmarzlik	Grn	157	7.6
Asfand Ali		146	7.0
Mikaeel Zafar		143	6.9

Antededent: Nunnery

Rainbow Hill
Worcester

Adrian S. Gregson	**Lab**	**550**	**46.1**
Zoe Cookson	**Lab**	**525**	**44.0**
Nick Weeks	Grn	488	40.9
Josh Trimmer	Grn	464	38.9
Keith Burton	Con	161	13.5
Mike Rouse	Con	96	8.1
Susan Carpenter	LD	50	4.2

Antededent: Rainbow Hill

St Clement
Worcester

Tor Pingree	**Grn**	**788**	**50.0**
Alex Kinnersley	**Grn**	**598**	**38.0**
Bertie Ballinger	Con	533	33.9
Seb James	Con	482	30.6
Ian M. Craigan	Lab	263	16.7
Jacqui Wilde	Lab	179	11.4
Max Windsor-Peplow	Ref	94	6.0
Steve Mather	LD	59	3.7

Antededent: St Clement

St John's
Worcester

***Richard M. Udall**	**Lab**	**864**	**67.3**
Jenny Barnes	**Lab**	**630**	**49.0**
Ron Ottolangui	Grn	355	27.6
Annie Swift	Grn	322	25.1
Susan Burge	Con	164	12.8
Alexander R.J. Snell	Con	124	9.7
Peter Jackson	LD	55	4.3

Antededent: St John

St Nicholas
Worcester

Sarah Murray	**LD**	**796**	**52.0**
John Rudge	**LD**	**569**	**37.2**
Stephen Hodgson	Con	415	27.1
Martyn Hencher	Grn	385	25.1
Janet Lippett	Con	298	19.5
Clare Wratten	Grn	295	19.3
Mike Stafford	Lab	172	11.2
Chris Taylor	Lab	132	8.6

Antededent: Wardon Parish North

St Peter's Parish
Worcester

Steve Cockeram	**Grn**	**832**	**50.5**
Elena Round	**Grn**	**724**	**43.9**
John Renshaw	LD	537	32.6
Steve Mackay	Con	428	26.0
James Woolgar	Con	248	15.0
Ken Carpenter	LD	216	13.1
Jenny Benfield	Lab	181	11.0
Stephen G. Tallett	Lab	132	8.0

Antededent: St Peter's Parish

St Stephen
Worcester

Alex Mace	**Grn**	**995**	**68.6**
Neil Laurenson	**Grn**	**981**	**67.6**
Jason Wild	Con	256	17.6
Ruth Coates	Lab	224	15.4
Angelika Wisniewska	Con	202	13.9
Mark Willmore	Lab	138	9.5
Andrew J. Melville	LD	53	3.7

Antededent: St Stephen

Warndon and Elbury Park
Worcester

Jill Desayrah	**Lab**	**868**	**50.6**
Ed Kimberley	**Lab**	**783**	**45.7**
Naz Hussain	**Lab**	**708**	**41.3**
James Stanley	Con	389	22.7
Owen Cleary	Con	388	22.6
Shazad Ditta	Con	325	19.0
Sue Braithwaite	Grn	288	16.8
Sarah Dukes	Grn	235	13.7
Phil Gilfillan	Grn	165	9.6
Mohammed Awais	Ind	140	8.2
Simon P. Cottingham	LD	111	6.5
Jason T. Ford	TUSC	80	4.7

Antededent: Warndon

Summary of results: Worcester

	Year	Elec	%Poll	Con	Lab	LD	Grn	Ind	Other
Arboretum	2024	4,798	36.7	8.4	17.6	5.9	66.2		1.8
	2023	4,732	39.3	8.2	27.3	3.2	61.3		
	2021	4,747	43.5	17.0	34.1	3.4	45.5		
Battenhall	2024	4,690	43.1	14.6	15.7	2.9	66.7		
	2022	4,108	48.1	20.2	9.6	1.8	68.4		
Cathedral	2024	4,419	33.2	14.2	40.7	2.7	33.2	7.0	2.1
	2023	8,403	32.8	29.7	45.6	7.3	15.5		2.0
	2022	8,491	34.9	28.7	51.6	7.2	10.9		1.6
	2021	8,521	36.6	39.0	40.3	4.2	12.1		4.4
Claines	2024	6,500	40.5	16.4	11.5	62.1	10.0		
	2023	6,451	39.9	18.9	8.9	64.2	8.0		
	2022	6,448	42.8	19.4	5.6	70.2	4.9		
	2021	6,468	47.3	39.5	9.1	41.8	8.1		1.6
Dines Green and Grove Farm	2024	4,537	23.3	18.3	53.0	6.2	13.3		9.2
Fort Royal	2024	3,607	35.4	9.3	47.0	6.0	19.7	18.1	
Leopard Hill	2024	4,597	35.6	22.0	12.0	3.9	62.1		
Warndon Parish South	2023	4,590	40.2	22.4	9.9	2.3	65.4		
	2022	4,587	35.4	53.3	23.6	5.6	17.5		
Lower Wick and Pitmaston	2024	4,545	39.9	42.7	39.3	6.7	10.1		1.2
Bedwardine	2023	6,791	33.4	37.7	44.3	8.2	9.8		
	2022	6,785	39.1	31.8	30.9	5.9	8.0	21.7	1.7
	2021	6,719	38.9	54.5	25.9	7.5	9.0		3.1
Nunnery	2024	6,732	31.6	19.2	40.5	7.5	13.9		8.3
	2023	6,627	32.3	32.3	47.8	6.3	8.5	5.1	
	2022	6,465	35.2	29.3	46.5	5.1	12.2	6.9	
	2021	6,311	35.6	50.5	36.1	2.5	9.6		1.3
Rainbow Hill	2024	4,709	26.4	12.9	44.0	4.0	39.1		
	2022	4,080	25.3	29.2	52.1	5.6	13.1		
	2021	4,125	26.5	29.1	50.6	4.8	13.2		2.2
St Clement	2024	4,278	37.2	30.7	15.1	3.4	45.4		5.4
	2023	4,253	38.3	38.0	13.4	3.6	45.1		
	2021	4,367	39.1	55.1	16.7	3.2	25.0		
St John's	2024	4,277	32.8	11.4	60.1	3.8	24.7		
St John	2023	6,379	26.7	14.8	71.3	4.0	8.0		1.8
	2022	6,275	26.7	26.6	59.3	5.4	6.9		1.7
	2021	6,308	28.7	34.9	44.8	6.4	11.3		2.6
St Nicholas	2024	4,059	39.3	23.5	9.7	45.0	21.8		
Warndon Parish North	2023	3,999	36.2	27.8	11.6	55.0	5.5		
	2022	4,029	35.0	40.6	15.9	36.7	6.7		
	2019	4,074	36.5	44.3	30.9	7.6	9.7		
St Peter's Parish	2024	4,465	36.1	21.6	9.2	27.1	42.1		
	2023	4,448	40.9	28.9	6.9	16.9	45.2		2.2
	2022	4,477	44.8	32.1	6.2	15.6	44.7		1.4
St Stephen	2024	4,065	38.1	16.8	14.7	3.5	65.1		
	2023	4,329	36.8	19.5	11.3	2.5	66.7		
	2021	4,346	40.8	24.6	10.4	3.2	61.8		
Warndon and Elbury Park	2024	7,312	22.8	20.7	46.3	5.9	15.4	7.5	4.3
Warndon	2022	3,904	22.6	34.9	50.7	4.9	9.5		
	2021	3,933	21.8	43.3	41.9	5.9	8.9		

Worthing

2 ▼3	8	9 ▲3	27	0 ▼1	0	1 ▲1	2	0 ◆	0

Labour retain control - majority: 17 seats

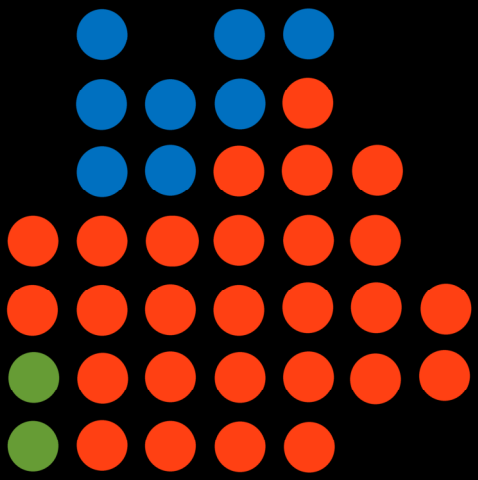

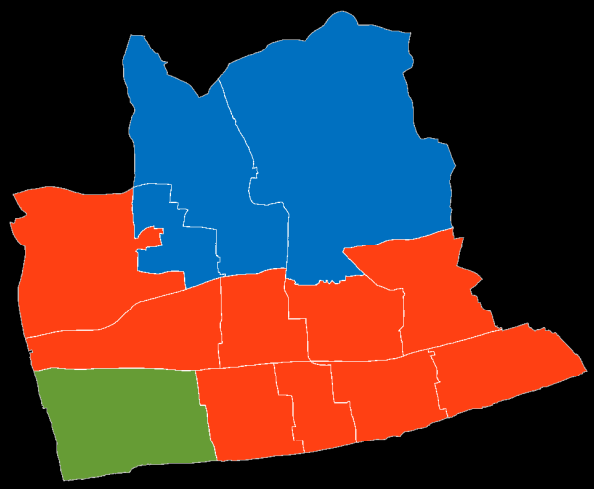

Electoral history of Worthing

	seats	%votes	seats	%votes	seats	%votes	seats	%votes	Total	Majority
2024	8	31.8	27	45.1	0	9.5	2	13.6	13	17
2023	11	31.4	24	45.8	1	8.9	1	13.9	11	9
2022	13	35.7	19	47.8	2	6.2	0	10.3	11	4
2021	19	44.8	15	34.6	3	10.8	0	9.7	13	1
2019	22	36.5	10	30.9	3	14.8	2	17.7	11	7
2018	29	45.9	5	34.5	2	13.4	1	6.3	11	21
2016	32	38.6	0	20.3	2	12.6	3	28.5	13	27
2015	30	44.3	0	15.3	4	11.9	3	28.6	11	23
2014	27	35.9	0	11.7	7	12.6	3	39.7	12	17
2012	24	39.4	0	16.1	12	24.7	1	19.8	13	11
2011	25	46.0	0	17.4	11	24.4	1	12.2	11	13
2010	25	45.7	0	6.7	12	39.8	0	7.9	13	13
2008	24	50.5	0	3.1	13	37.0	0	9.4	13	11
2007	24	52.6	0	5.0	12	31.2	1	11.2	12	11
2006	23	52.4	0	2.0	14	38.0	0	7.7	13	9
2004	26	49.2	0	5.5	11	33.4	0	12.0	37	15
2003	18	50.7	0	2.2	18	41.6	0	5.4	12	
2002	17	44.9	0	7.6	19	43.9	0	3.5	12	2
2000	20	50.9	0	4.3	16	43.2	0	1.7	12	4
1999	20	48.8	0	11.1	16	37.7	0	2.4	12	4
1998	15	48.4	0	12.9	21	38.3	0	0.4	12	6
1996	11	41.1	0	13.6	25	44.5	0	0.8	12	14
1995	13	34.1	0	13.1	23	52.0	0	0.8	12	10
1994	17	34.7	0	7.5	19	56.7	0	1.1	12	12
1992	22	51.0	0	5.9	14	41.3	0	1.8	12	8
1991	24	45.8	0	10.7	12	40.9	0	2.7	12	12
1990	27	44.7	0	15.9	9	34.1	0	5.3	12	18
1988	26	59.2	0	7.4	10	33.4	0	0.0	12	16
1987	24	56.1	0	7.5	12	36.4	0	0.0	12	12
1986	22	47.8	0	10.2	14	42.0	0	0.0	12	8
1984	24	56.9	0	5.4	12	37.7	0	0.0	12	12
1983	24	53.5	0	2.9	12	41.4	0	2.2	36	12
1979	16	48.9	0	19.2	9	18.3	5	13.7	30	2
1976	26	50.1	0	10.8	1	9.3	3	29.8	30	22
1973	17	50.6	1	11.6	0	2.4	12	35.4	30	4

Ward history of Worthing

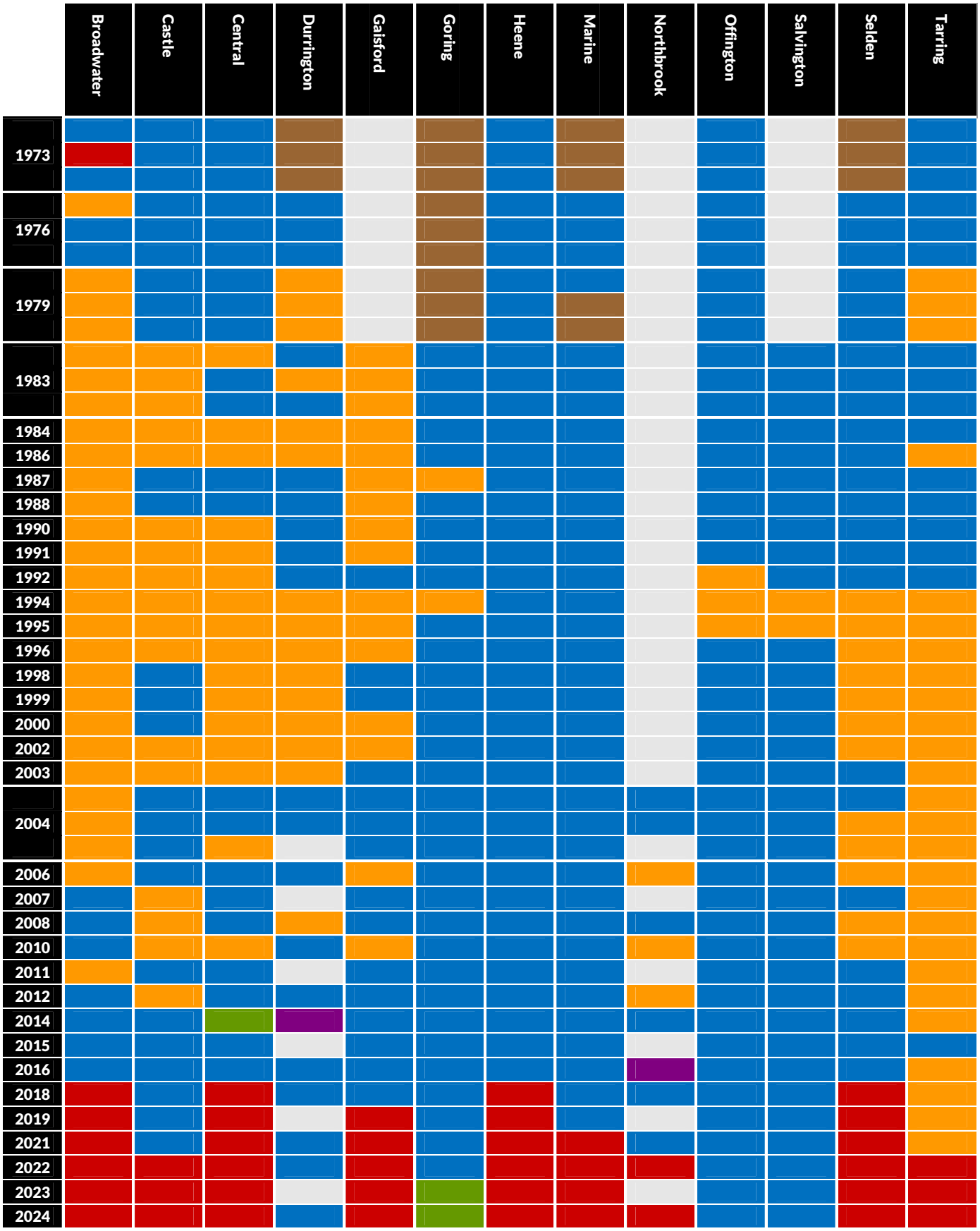

Broadwater
Worthing East and Shoreham

***Cathy Glynn-Davies**	**Lab**	**1,218**	**46.3**	**+ 0.7**
John R. Salisbury	Con	515	20.7	- 19.5
Valerie E.D. Knight	Grn	190	15.4	+ 7.7
John C. Apsey	LD	149	5.9	- 0.7

Castle
Worthing West

Samuel P. Theodoridi	**Lab**	**895**	**47.0**	**+ 8.3**
Thomas Taylor	Con	591	31.0	- 11.1
Nicholas S. Wiltshire	LD	253	13.3	+ 2.2
Elyena De Goguel	Grn	166	8.7	+ 0.7

Central
Worthing West

***Rosemary-Anne Whorlow**	**Lab**	**1,372**	**59.2**	**+14.5**
Diane Guest	Con	519	22.4	- 7.9
Joanne Paul	Grn	272	11.7	- 6.3
David Kingston	LD	156	6.7	- 0.3

Durrington
Worthing West

Josh Harris	**Con**	**583**	**42.7**	**- 13.0**
Mary B. Mernagh	Lab	538	39.4	+17.4
Michael Donin	LD	168	12.3	- 2.6
Jimi Taylor	Grn	77	5.6	- 1.7

Gaisford
Worthing East and Shoreham

***John M. Turley**	**Lab**	**1,364**	**55.9**	**+13.2**
Bryan Turner	Con	669	27.4	- 11.1
Stephen Carleysmith	Grn	249	10.2	+ 0.4
Mark A. Etchells	LD	158	6.5	- 2.5

Goring
Worthing West

Ian A. Davey	**Grn**	**1,696**	**55.8**	**+46.2**
Paisley Thomnson	Con	982	32.3	- 29.0
Tshepo R. Skwambane	Lab	271	8.9	- 11.7
Merlin Jones	LD	89	2.9	- 5.6

Heene
Worthing West

Thomas J. Ellum	**Lab**	**1,245**	**56.3**	**+12.5**
Roy Barraclough	Con	580	26.2	- 10.9
Constantine De Goguel	Grn	232	10.5	- 3.4
Matthew Hoyland	LD	153	6.9	+ 1.7

Marine
Worthing West

***Rebecca C. Cooper**	**Lab**	**1,501**	**56.0**	**+ 9.0**
Oliver Jones	Con	833	31.1	- 11.6
Julie Dawe	Grn	198	7.4	+ 1.6
Trudi A. Starling	LD	149	5.6	+ 1.1

Northbrook
Worthing West

Dominic J. Ford	**Lab**	**647**	**48.0**	**+18.2**
*Russell Cochran	Con	517	38.3	- 12.7
Robin T. Rogers	LD	103	7.6	- 2.7
James E.R. Darrall	Grn	82	6.1	- 2.8

Offington
Worthing East and Shoreham

***Claire E. Sparkes**	**Con**	**1,256**	**52.7**	**- 12.6**
Elizabeth M. Nicholson	Lab	782	32.8	+16.6
Stephen Rhodes	Grn	186	7.8	- 1.6
Iona Harte	LD	161	6.8	- 2.3

Salvington
Worthing West

***Richard E. Nowak**	**Con**	**1,154**	**47.8**	**- 11.6**
Anthony P. Squires	Lab	847	35.1	+17.8
Emma K. Norton	LD	242	10.0	- 4.6
Sonya L. Mallin	Grn	170	7.0	- 1.7

Selden
Worthing East and Shoreham

***Jonathan Roser**	**Lab**	**1,168**	**57.1**	**+ 9.2**
Sarah L. Blake	Con	529	25.8	- 10.6
Clare A. Marshall	Grn	193	9.4	- 0.3
Christine B. Brown	LD	157	7.7	+ 1.8

Tarring
Worthing West

Lysanne S. Skinner	**Lab**	**1,009**	**44.6**	**+18.1**
*Hazel I. Thorpe	LD	765	33.8	- 5.1
Christina Shane-Chan	Con	337	14.9	- 11.7
Karen E. Brooks	Grn	151	6.7	- 0.3

Summary of results: Worthing

	Year	Elec	%Poll	Con	Lab	LD	Grn	Ind	Other
Broadwater	2024	6,847	30.6	24.9	58.8	7.2	9.2		
	2023	6,817	33.6	27.5	57.1	7.5	7.9		
	2022	6,861	36.0	27.1	59.0	6.8	7.0		
	2021	6,839	36.7	40.2	45.6	6.6	7.7		
Castle	2024	6,942	27.7	31.0	47.0	13.3	8.7		
	2023	6,905	30.8	31.9	50.3	10.5	7.3		
	2022	7,014	34.1	28.2	52.6	11.6	7.6		
	2021	7,015	32.5	42.1	38.7	11.1	8.0		
Central	2024	7,682	30.6	22.4	59.2	6.7	11.7		
	2023	7,615	31.6	22.6	56.7	9.1	11.6		
	2022	7,702	34.3	23.3	60.5	6.4	8.1		1.7
	2021	7,698	33.0	30.3	44.7	7.0	18.0		
Durrington	2024	4,499	30.8	42.7	39.4	12.3	5.6		
	2022	4,512	31.5	47.8	36.4	15.8			
	2021	4,549	31.2	55.7	22.0	14.9	7.3		
Gaisford	2024	6,984	35.2	27.4	55.9	6.5	10.2		
	2023	6,945	38.5	26.9	56.4	5.8	7.5		3.5
	2022	7,077	41.6	29.1	57.4	6.1	7.4		
	2021	7,080	41.0	38.5	42.7	9.0	9.8		
Goring	2024	6,890	44.5	32.3	8.9	2.9	55.8		
	2023	6,859	46.2	34.9	11.7	3.0	50.5		
	2022	6,877	45.0	43.8	23.6		32.5		
	2021	6,913	42.4	61.3	20.6	8.5	9.6		
Heene	2024	6,592	33.8	26.2	56.3	6.9	10.5		
	2023	6,581	34.4	27.5	56.5	7.6	8.4		
	2022	6,666	37.7	35.4	53.5		11.1		
	2021	6,644	37.8	37.1	43.8	5.2	13.9		
Marine	2024	6,681	40.4	31.1	56.0	5.6	7.4		
	2023	6,610	41.6	32.8	52.8	5.2	9.2		
	2022	6,664	44.9	38.5	53.6		7.9		
	2021	6,660	47.0	42.7	47.0	4.5	5.8		
Northbrook	2024	5,436	25.0	38.3	48.0	7.6	6.1		
	2022	5,081	24.9	43.5	44.6	11.9			
	2021	5,065	25.2	51.0	29.8	10.3	8.9		
Offington	2024	6,525	36.8	52.7	32.8	6.8	7.8		
	2023	6,478	37.2	53.9	28.3	8.2	9.7		
	2022	6,510	39.2	53.8	33.3		12.9		
	2021	6,544	40.0	65.3	16.2	9.1	9.4		
Salvington	2024	7,136	34.1	47.8	35.1	10.0	7.0		
	2023	7,115	34.7	46.9	35.1	10.6	7.3		
	2022	7,216	35.7	52.8	34.5		12.7		
	2021	7,215	35.6	59.4	17.3	14.6	8.7		
Selden	2024	6,152	33.5	25.8	57.1	7.7	9.4		
	2023	6,128	35.9	23.0	62.5	6.7	7.8		
	2022	6,220	39.0	28.4	60.3	5.4	6.0		
	2021	6,289	37.9	36.4	47.9	5.9	9.7		
Tarring	2024	6,373	36.0	14.9	44.6	33.8	6.7		
	2023	6,317	38.1	15.9	48.2	26.3	6.0		3.6
	2022	6,397	40.5	20.0	49.2	25.3	5.5		
	2021	6,415	37.1	26.6	25.5	38.9	7.0		1.9

A

Aaron, Jack O. (Ref) Sherrards, Wel-Hat
Abberton, Clare A. (Con) Keighley Central, Bradford
Abbott, James F. (Con) Epping E, Epping Forest
Abbott, Judy (Lab) Burscough Town, W Lancs
Abbott, Michael (Con) Clifton Down, Bristol
Abbott, Ryan (Con) Ainsdale, Sefton
Abdul, Kye (LD) Todmorden, Calderdale
Abdul, Malik R. (LD) Chadderton C, Oldham
Abdullah, Mohammed (Con) Longholme, Rossendale
Ableson, Robert (Con) Saltwell, Gateshead
Abraham Halliwell, Don P. (Ind) Queens Park, Bolton
Abulrazaq, Tal (Ind) Priory, Exeter
Achille, Ronnie (Con) Greenstead, Colchester
Ackroyd, Lyn (Con) Moreland, Gloucester
Ackroyd, Samuel (Lab) Hipperholme, Calderdale
Acton, Thomas A. (Lab) Blackmore, Brentwood
Adaarewa, Michael (Lab) Quedgeley Fieldcourt, Gloucester
Adair, Richard J. (LD) Nelson, Portsmouth
Adair, Terry (Lab) Rother Vale, Rotherham
Adams, Bob (CPA) Hitchin Bearton, N Herts
Adams, Chris (Grn) Hareholme, Rossendale
Adams, Daniel C. (Con) St Andrew's, Swindon
Adams, Lisa J. (Ind) Royston Palace, N Herts
Adams, Mark R. (Con) Egham Town, Runnymede
Adams, Nathan (Con) Warlingham E, Tandridge
Adamson, Joseph A. (Lab) Stubbington, Fareham
Adamson, Rory B. (Con) Hillfields, Bristol
Adekoya, Niyi (Con) Gorse Hill, Swindon
Adelantado, Steve (Ref) Letchworth Grange, N Herts
Adeniyi, Olu (Lab) Tilgate, Crawley
Adenuyiwa, Davida O. (Con) St Martin's, Basildon
Adeshile, Yetunde (Con) Pitsea S.E, Basildon
Adewumi, Ade (Lab) Eastlands, Rugby
Adeyemi, Samson R. (Con) Middleton Park, Leeds
Adeyemi, Taiwo F. (Con) Burmantofts, Leeds
Adia, Hanif (Lab) Rumworth, Bolton
Adkins, Louise A. (Con) Paddox, Rugby
Adnan, Mohammad (Nodesc) Marsden, Pendle
Adshead, Julie (Grn) Whitewell, Rossendale
Adshead, Neil (TUSC) Rother Vale, Rotherham
Affleck-Cruise, Amanda J. (Lab) Hook, Hart
Afolabi, Femi D. (Con) Norden, Basingstoke
Aftab, Saqib (Con) Broughton, Salford
Afzal, Evan P. (Lab) Hillside, Wokingham
Afzal, Nav (Ind) Peel, Hyndburn
Agar, Pat (Lab) Nunnery, Worcester
Agarwal, Vibhor (Con) Vicarage, Watford
Aghajani, Hamed (LD) Elswick, Newcastle
Agius, Conner J. (Lab) Roche N, Rochford
Aguado Melet, Ivan (LD) Chipping Norton, W Oxon
Ahad, Shazar (Con) Roundhay, Leeds
Ahlawat, Rohit (Con) Hawkedon, Wokingham
Ahmad, Ishtiaq (Ind) Rotherham W, Rotherham
Ahmed, Abdirazak I. (Ind) Foleshill, Coventry
Ahmed, Akhlaque (SocLab) Barton, Gloucester
Ahmed, Ali (Lab) C. Rochdale, Rochdale
Ahmed, Aneela (Lab) City, Bradford
Ahmed, Angham (Lab) Rotherham E, Rotherham
Ahmed, Asif (Lab) St James's, Dudley
Ahmed, Farooq (WP) C. Rochdale, Rochdale
Ahmed, Fiaz (Con) Banbury Cross, Cherwell
Ahmed, Fulzar (Lab) Keighley East, Bradford
Ahmed, Hamza F. (Lab) Sedgley, Dudley
Ahmed, Iftikhar (WP) Unsworth, Bury
Ahmed, Ijaz (Lab) Central, Hyndburn
Ahmed, Imran (Ind) Roe Lee, Blackburn
Ahmed, Ishtiaq (Ind) Heaton, Bradford
Ahmed, Kazol (SocLab) Matson, Gloucester
Ahmed, Khaled (Con) St Mary's, Oldham
Ahmed, Khalil (Ind) Attleborough, Nuneaton
Ahmed, Misbah (Con) Old Moat, Manchester
Ahmed, Moudud (Con) Chadderton N, Oldham
Ahmed, Munir (Lab) Dalton, Kirklees
Ahmed, Murtaza (Con) Park, Peterborough
Ahmed, Mushtaq (Ind) St Matthew's, Walsall
Ahmed, Mustafa A. (Grn) Burngreave, Sheffield
Ahmed, Nadeem (Con) Barrowford, Pendle
Ahmed, Nadeem (Ind) Nunnery, Worcester
Ahmed, Nahid (Ind) Bentley, Walsall
Ahmed, Naz (LD) Lye, Dudley
Ahmed, Qamar (Ind) Thornton, Bradford
Ahmed, Qasim S. (LD) Heald Green, Stockport
Ahmed, Raihaanah (LD) Marshalswick E, St Albans
Ahmed, Riaz (Lab) Pudsey, Leeds
Ahmed, Riaz (LD) Bradford Moor, Bradford
Ahmed, Saghir (LD) Kingsway, Rochdale
Ahmed, Saleh (Lab) Wroughton, Swindon
Ahmed, Shamim (Con) Palfrey, Walsall
Ahmed, Syed (Con) West Fenham, Newcastle
Ahmed, Zulkifl (Lab) Palfrey, Walsall
Ahuji, Jay N. (Lab) Tadley, Basingstoke
Aiden, Ian (Ref) Darton East, Barnsley
Ainscow, Lyall (Con) Audley, Blackburn
Ainscow, Lyall A. (Con) Kirkstall, Leeds
Ainsley, Sharon A. (PIP) St Mary's, Castle Point
Ainslie, Jane L. (LD) Wescott, Wokingham
Ainsworth, Richard (Con) Tanhouse, W Lancs
Aird, Bradley L. (Lab) Manor Park, Newcastle
Aisthorpe, Ryan A. (LD) Humberstone, NE Lincs
Ajao, Seun (Con) Manor Castle, Sheffield
Ajayi, Sunday W. (Lab) Eastboro, Nuneaton
Ajayi, Yemi (Con) Brooklands, Manchester
Ajmal, Aaisha (Ind) Ashton St Michael's, Tameside
Akbar, Sajjad (Nodesc) Brierfield W, Pendle
Akbar, Salman (Con) Webheath, Redditch
Akhtar, Hussain (Lab) Shear Brow, Blackburn
Akhtar, Jamil (WP) Bamford, Rochdale
Akhtar, Javaid (Lab) Little London, Leeds
Akhtar, Naeem (Lab) St Michael's, Coventry
Akhtar, Naveed (LD) C. Rochdale, Rochdale
Akhtar, Parveen (Con) Battenhall, Worcester
Akhtar, Raja (Grn) St Matthew's, Walsall
Akhtar, Sam (Con) Thames, Wokingham
Akhtar, Shahab (Lab) Knowle, Bristol
Akid, Jean M. (Lab) Thurcroft, Rotherham
Akinyele, Oluwaseun (Lab) Orton Waterville, Peterborough
Akker, John R. (Nodesc) Mersea, Colchester
Akram, Tahir (Grn) Birstall, Kirklees
Akubue, Randy (CPA) Hitchin Bearton, N Herts
Alabi, Popoola S. (Con) Moston, Manchester
Alade, Ola (Lab) Tudor, Watford
Al-Ahdal, Qais (Ind) Darnall, Sheffield
Alake-Akinyemi, Elizabeth (Lab) Greenstead, Colchester
Alam, Asma (Grn) Burnage, Manchester
Alam, Mohammed S. (Ind) Chadderton N, Oldham
Alam, Neelam (Lab) Anston, Rotherham
Alam, Saghir (Lab) Boston Castle, Rotherham
Albert, Ian (Lab) Hitchin Bearton, N Herts
Albury, Carson (Con) Manor, Adur
Aldam, Beki (Grn) Thrupp, Stroud
Al-Damluji, Salem A. (Con) Durrants, Three Rivers
Alder, Martin G. (LD) Twyford, Wokingham
Alderson, Paul J. (Con) Guiseley, Leeds
Alderton, Leesa (Grn) Ham, Plymouth
Aldous, Christopher M. (Ref) Chineham, Basingstoke
Aldous, Nicola J. (Ind) Lakenham, Norwich
Aldred, Ryan J. (TUSC) St Peter, Plymouth
Aldridge, David M. (Ind) Wickford N, Basildon
Aldworth, Joy (Grn) St Alphege, Solihull
Alexander, Brian (Ref) Sandhill, Sunderland
Alexander, Callum P. (Lab) Paston, Peterborough
Alexander, Charles W. (Con) St George W, Bristol
Alexander, Don (Lab) Avonmouth, Bristol
Alexander, Lynda (Ref) Houghton, Sunderland
Alexander, Steven (Ind) Cleadon Park, S Tyneside
Alexander, Vanessa K. (Lab) Altham, Hyndburn
Ali Arobi, Nurjahan (Grn) Little Horton, Bradford
Ali, Ahmad (Lab) Hersham Village, Elmbridge
Ali, Akbar (Con) Pleck, Walsall
Ali, Amal (Lab) Lawrence Hill, Bristol
Ali, Amjad (Ind) Werneth, Oldham
Ali, Asfand (Nodesc) Nunnery, Worcester
Ali, Aurangzeb (Ind) Queensgate, Burnley
Ali, Bash (Lab) Nunnery, Worcester
Ali, Daalat (Lab) Kingsway, Rochdale
Ali, Dawud (Ind) Cheetham, Manchester
Ali, Feruz (Grn) Milkstone, Rochdale
Ali, Imtiaz (Grn) Orton Longueville, Peterborough
Ali, Iqra (Grn) Park, Peterborough
Ali, Irim (Lab) Wingrove, Newcastle
Ali, Jamsheyd (Lab) Leopard Hill, Worcester
Ali, Liaqat (LD) Longsight, Manchester
Ali, Mohammed (Ind) Chadderton S, Oldham
Ali, Mothin (Grn) Gipton, Leeds
Ali, Muhammad I. (Con) Lye, Dudley
Ali, Nabeela (Lab) Monument, Newcastle
Ali, Nasrin (Lab) Crumpsall, Manchester
Ali, Osman (Con) Grange Hill, Epping Forest
Ali, Shaf (Lab) Beeston, Leeds
Ali, Shajan (Con) C. Rochdale, Rochdale
Ali, Shaukat (Lab) Cheetham, Manchester
Ali, Shaukat (Lab) St Thomas's, Dudley
Ali, Shazad (Grn) Gunthorpe, Peterborough
Ali, Shokat (Grn) Paston, Peterborough
Ali, Syed (Lab) Millfield, Sunderland
Ali, Waj (Con) Wrenthorpe, Wakefield
Ali, Zaheer (Ind) Alexandra, Oldham
Ali, Zameer (Lab) North, Peterborough
Ali, Zulfiqar (LD) Smallbridge, Rochdale
Alike, Ngozi (Lab) Chadwell St Mary, Thurrock
Alipoor, Margaret (Lab) Bradford Moor, Bradford
Alker, Helen (Grn) Horwich S, Bolton
Allan, Heather W. (Con) Latchford E, Warrington
Allan, Luke (LD) Deansgate, Manchester
Allard, Crispin T.J. (LD) Lawrence Hill, Bristol
Allaway, Louis J. (Lab) Claines, Worcester
Allcott, Mel (LD) Claines, Worcester
Alldridge, Louise C. (TUSC) Honicknowle, Plymouth
Allen, Amy (Lab) Letchworth Wilbury, N Herts
Allen, Carol (Lab) Brentwood North, Brentwood
Allen, Charlie (Grn) North Manor, Bury
Allen, Chris (Con) Langdon Hills, Basildon
Allen, Craig P. (Con) Birchwood, Warrington
Allen, Daniel (Lab) Letchworth Norton, N Herts
Allen, Frank J. (LD) Swindon Village, Cheltenham
Allen, Harry R. (Con) Rusthall, Tun Wells
Allen, Jackie (Con) Orton Waterville, Peterborough
Allen, James C.D. (Con) Pantiles, Tun Wells
Allen, Josh (Lab) Thornhill, Southampton
Allen, Joshua A. (Lab) St Jude, Portsmouth
Allen, Kathleen F. (Grn) Pendlebury, Salford
Allen, Martin S. (Lab) Basing, Basingstoke
Allen, Martin W. (Ind) Tatsfield, Tandridge
Allen, Matthew R. (Lab) Burstow, Tandridge
Allen, Pauline (LD) Parklands, Newcastle
Allen, Pauline M. (LD) Brislington E, Bristol
Allen, Sam (Lab) Milton, Southend

Allen, Stuart K. (Con) Castledon, Basildon
Allen, Stuart W. (Grn) Leigh, Southend
Allen, Tom (TUSC) Blaydon, Gateshead
Allen, Valerie M. (Con) Culcheth, Warrington
Allen. Sarah A. (Lab) Aston, Rotherham
Allenby, Laura M. (Con) St Margaret's, Ipswich
Allerton, Noah (LD) Cross Gates, Leeds
Alley, Christophers (Con) Carpenders Park, Three Rivers
Allgood, Ian (Res) Loughton Forest, Epping Forest
Alli, Hanif (Grn) Halliwell, Bolton
Allinson, Becky (Lab) St Mary's, Adur
Allison, Lewis (Lab) St Peter, Plymouth
Allison-Walsh, John K. (Grn) Drypool, Hull
Allmark, Sara A. (LD) Batchley, Redditch
Allon, Nick (LD) Keighley Central, Bradford
Allon, Pauline H. (LD) Keighley East, Bradford
Allotey, Lucy M. (Grn) Shirley, Southampton
Allsop, Stephen R. (Lab) Ridgeway, Swindon
Allsopp, Stuart (Ind) Waterhead, Oldham
Al-Maghrabi, Al (Lab) Frome Vale, Bristol
Al-Mahfuz, Joydu (Grn) Darnall, Sheffield
Almeyda, Genevieve M.M. (LD) Welwyn E, Wel-Hat
Almond, Tania M. (Lab) Portchester Castle, Fareham
Alom, Kubbar (Con) Halliwell, Bolton
Alom, Mahboob (Grn) Great Lever, Bolton
Alom, Muhammed R. (Con) Hollinwood, Oldham
Alston, Adam (Con) Sandhill, Sunderland
Alston, Sam (Grn) Cowley, Oxford
Alston, Sue (LD) Fulwood, Sheffield
Altaf, Shamas A. (Ind) Medlock Vale, Oldham
Altaf-Khan, Mohammed (LD) Headington, Oxford
Altman, Deb (Grn) Forest Hall, N Tyneside
Alvi, Basit S. (LD) Emmbrook, Wokingham
Amaechi, Eric N.S. (Lab) Camp Hill, Nuneaton
Amahwe, Irene E. (Lab) Clayton E, Chorley
Amakye, Kenneth (Con) Loose, Maidstone
Amato, Amodio (Ref) Woodfield, Stevenage
Amatosi, Mauro A. (LD) Silksworth, Sunderland
Ambler, Jenna (Con) Keighley East, Bradford
Amende, Erica S. (Lab) Liversedge, Kirklees
Amos, Alan (Con) Lower Wick, Worcester
Amos, Alexander J. (Con) Backworth, N Tyneside
Amos, Clive E. (LD) Theydon Bois, Epping Forest
Amos, Heather V.H. (Con) Weetslade, N Tyneside
Amos, Rochelle (LD) Frome Vale, Bristol
Amphlett, Mark L. (Grn) Knowle, Solihull
Anand, Doc (Con) Gosforth, Newcastle
Anand, Varinder S. (Lab) Shinfield, Wokingham
Ananthan, Shyama (Lab) Stroud Farmhill, Stroud
Andersen, Hans C.I. (LD) Benwell, Newcastle
Andersen, Niels J. (Lab) Brentwood North, Brentwood
Anderson, Andrew D. (LD) Old Town, Stevenage
Anderson, Anthony D.R. (LD) Banstead Village, Reigate
Anderson, Caroline H. (Con) Adel, Leeds
Anderson, Dave (TUSC) Radford, Coventry
Anderson, Davina (Lab) Codicote, N Herts
Anderson, Finn M. (Lab) W. Carr, Hull
Anderson, Maureen (Grn) Goodshaw, Rossendale
Anderson, Paul J. (Lab) Bixley, Ipswich
Andrea, Martijn (LD) Twyford, Wokingham
Andrew, Adrian J.A. (Con) Pheasey Park Farm, Walsall
Andrew, Craig S. (Con) C. St Leonards, Hastings
Andrew, Jill E. (Con) Goudhurst, Tun Wells
Andrews, Glenn (LD) Lansdown, Cheltenham
Andrews, Jenny (Lab) Hellaby, Rotherham
Andrews, Jon (LD) Sherborne E, Dorset
Andrews, Karl G. (Ind) Brownhills, Walsall
Andrews, Lynda J. (Ref) Hendon, Sunderland
Andrews, Peter R. (LD) Farnley, Leeds
Angus, John D. (Con) Katesgrove, Reading
Anieto, Chike (Con) Backworth, N Tyneside
Ansari, Adam (Con) Blakenhall, Wolverhampton
Ansell, Andrew (Lab) Fryerns, Basildon
Ansell, Rosemary A.R. (LD) Abbey, Cambridge
Ansong, Clara M. (LD) Stanborough, Watford
Antcliff, Helen K. (Lab) Pontefract N, Wakefield
Anthoney, David A. (Grn) Roundhay, Leeds
Antunes, Roger (First) Hampton Vale, Peterborough
Anupindi, Srinivasu (Con) Eastcott, Swindon
Anwar, Madasar K. (Ind) Crumpsall, Manchester
Anwar, Waheed (LD) Newsome, Kirklees
Anyaebu, Francis C. (Lab) Hoe Valley, Woking
Anzinger-Cooper, Steven (Ind) West Moors, Dorset
Appleby, Ian (Grn) Cullercoats, N Tyneside
Appleby, Janet E. (LD) St Mary's, N Tyneside
Appleby, John C. (LD) Forest Hall, N Tyneside
Appleby, Tom (LD) Heaton, Newcastle
Appleton, Colin (Con) Litherland, Sefton
Appleton, Dave (Lab) Orford, Warrington
Appleton, John L. (Grn) St Michael's, Sunderland
Appleton, Simon (LD) Highwoods, Colchester
Appoh, Daisy (CPA) Hitchin Oughton, N Herts
Apsey, John C. (LD) Broadwater, Worthing
Aradeon, Alana (Ind) Grange Hill, Epping Forest
Aradeon, Dewole (Grn) Buckhurst Hill E, Epping For
Aramini, Christophe (LD) Banbury Hardwick, Cherwell
Arava, Suresh (Con) Longlevens, Gloucester
Arceno, Myla (Lab) Martin's Wood, Stevenage
Archer, Anna L. (Grn) Bishopsworth, Bristol
Archer, Christo (LD) Minchinhampton, Stroud
Archer, Keith (Lab) Wordsley N, Dudley
Archer, Marc S.J. (Ref) Plympton St Mary, Plymouth
Archer, Pam (Grn) Wordsley N, Dudley
Archer, Raymond (Ind) North East, Barnsley
Archwal, Vivian (LD) Whiteley, Winchester
Ardakani, Arash (Res) Loughton Fairmead, Epping Forest
Ardan, Gregory A.E. (LD) Lower Kingswood, Reigate
Arduino, Louis (Con) Western Springs, Cannock Chs
Arif, Akbar (Con) Withington, Manchester
Arjona, Sariel (Grn) Beechwood, Halton
Arkney, Nova (Lab) Belgrave, Tamworth
Armitage, Sandy (Lab) Lexden, Colchester
Armor, Hazel (Grn) Haslington, Rossendale
Armstrong, Bella-Elena (Her) Hawkwell E, Rochford
Armstrong, Jeff (Ref) Pilkington Park, Bury
Armstrong, Jennifer (Ref) Westhoughton N, Bolton
Armstrong, Mike (Ref) Astley Bridge, Bolton
Arnison, John L. (Grn) Killingbeck, Leeds
Arnold, Cayleigh A. (Grn) Leigh C, Havant
Arnold, Elizabeth R.E. (Con) Marple S, Stockport
Arnold, Henry A.J. (Con) Blackburn S.E, Blackburn
Arnold, Mark (LD) Shrub End, Colchester
Arnold, Nick (Con) Bursledon, Eastleigh
Arnold, Steph (Con) Hamble, Eastleigh
Aron, Rachel (LD) St Michael, Winchester
Arosanyin, Olusoji (Con) Whiston, Knowsley
Arscott, Bernard C. (Con) Victoria, Southend
Arshad, Ali (Ind) Heckmondwike, Kirklees
Arshad, Lesley A.S. (Grn) Silverhill, Hastings
Arshad, Lubna A.H. (Lab) Blackbird Leys, Oxford
Artemi, Marios (Con) Hollybush, Wel-Hat
Arthur, Ewan J. (LD) Sedgley, Bury
Artwell, Chuka (IOA) Barton, Oxford
Arundell, Helen B. (LD) Sewell, Norwich
Asanga-Rae, Thirza A. (Grn) Moss Side, Manchester
Asare, Shirley B. (Lab) Hatfield E, Wel-Hat
Asghar, Rabina (LD) Spotland, Rochdale
Asghar, Sohail (Grn) Church, Hyndburn
Ashall, Julie B. (Con) Altrincham, Trafford
Asher, Clara O. (TUSC) Thornhill, Southampton
Ashfaq, Sohail (Ind) Warley, Calderdale
Ashfield, Stephen J. (Grn) Rural West, Hartlepool
Ashiq, Mohammad (Ind) Rotherham W, Rotherham
Ashley, Jules (LD) Hart Plain, Havant
Ashley, Karen (Con) North, Redditch
Ashley-Wren, Julie L. (LD) Chells, Stevenage
Ashmall, Nathan D. (Grn) Higher Irlam, Salford
Ashraf, Naeem H. (Ind) Brierfield E, Pendle
Ashraf, Sohaib (Con) St Matthew's, Preston
Ashton, Joe (Ind) Baildon, Bradford
Ashton, Liz (Lab) Berkeley Vale, Stroud
Ashton, Mark W. (Lab) Cherry Hinton, Cambridge
Ashwell, Mark A. (LD) Evendons, Wokingham
Ashworth, Danielle (Lab) Britannia, Rossendale
Asker, Josh (TUSC) Cheshunt N, Broxbourne
Aslam, Attia (LD) Pyrford, Woking
Aslam, Mazher (Con) Redvales, Bury
Aslam, Naseem (Lab) Hollinwood, Oldham
Aspden, Renate (Grn) Brooklands, Trafford
Aspinell, Barry R. (LD) Pilgrims Hatch, Brentwood
Assam, Patience (Con) Cheetham, Manchester
Aston, Adam M. (Lab) Upper Gornal, Dudley
Aston, Craig (Con) Slough, Nuneaton
Aston, Julie A. (Lab) Heath Hayes, Cannock Chs
Aston, Kathy (Grn) W. Ecclesfield, Sheffield
Aston, Nain (Lab) Hawks Green, Cannock Chs
Atack, Harry J. (Con) Timperley C, Trafford
Atherstone, Victoria M. (LD) St Peter's, Cheltenham
Atherton, Allan (Con) Ince, Wigan
Atherton, Judith (Con) Bryn, Wigan
Atherton, Margaret (Con) Douglas, Wigan
Atherton, Susan (Con) Hindley Common, Wigan
Athey, Francis T. (Con) High Fell, Gateshead
Atkins, Liam (Con) Baird, Hastings
Atkins, Matthew (Con) Cosham, Portsmouth
Atkins, Phil (Con) Kingswinford N, Dudley
Atkins, Rodney J. (Ind) Paddock Wood, Tun Wells
Atkins, Sue (TUSC) Woolston, Southampton
Atkinson, David (Yorks) Rawmarsh E, Rotherham
Atkinson, Howard J. (Lab) Melcombe Regis, Dorset
Atkinson, Kim (Grn) Brighouse, Calderdale
Atkinson, Peter J. (Grn) Cheadle Hulme S, Stockport
Atkinson, Rebecca (LD) Dore, Sheffield
Atkin-Withers, Thomas (Grn) Graves Park, Sheffield
Atlas, Dominic J. (Yorks) Keighley West, Bradford
Attenborough, Vicki H. (Grn) Smithills, Bolton
Attewell, Neil R. (Grn) Waterloo, Havant
Attrill, Karl J. (LD) Hiltingbury, Eastleigh
Attryde, Shola L. (Con) Hayling E, Havant
Atwal, Jindy (LD) Colehill, Dorset
Atwood, Bob (Con) Park, Tun Wells
Atwood, Christian R. (Con) Sherwood, Tun Wells
Aucott, Peter (Con) Slough, Nuneaton
August, Sharmina (Lab) Eccles, Salford
Augusta, Robson J. (Lab) Park, NE Lincs
Auker-Howlett, Connor L. (Grn) Battledown, Cheltenham
Auluck, Randhir K. (Lab) Cheylesmore, Coventry
Austen, Ellie (Grn) Cheshunt S, Broxbourne
Austen, John C. (Con) Cranbrook, Tun Wells
Austin, Craig M. (LD) Kenton, Newcastle
Austin, Pamela H. (LD) Blenheim Park, Southend
Austin, Paul M. (Con) Fetcham, Mole Valley
Austin, Rob (LD) Fawdon, Newcastle
Avery, Adam G. (Lab) Westway, Tandridge
Avery, Daniel P. (SDP) Blandford, Dorset
Avery, Oskar A. (Lab) New York, N Tyneside
Avey, Nigel A.B. (Ind) Epping W, Epping Forest
Aveyard, Thomas (Con) Grange, Halton
Aviani-Bartram, Fiona J. (Grn) Manor, Stockport
Awais, Mohammed (Ind) Warndon, Worcester
Awcock, Melissa J. (Grn) Leatherhead S, Mole Valley
Awotunde, Dapo (Con) Coton, Rugby
Aydogdu, Ali S. (Con) Urmston, Trafford
Aylett, Sarah E. (Lab) Oxshott, Elmbridge
Ayling, Brian (Ind) St Luke's, Southend
Ayling, Ken (Con) Hoddesdon Town, Broxbourne
Aylott, Melissa (Confel) Thorpe, Southend
Ayre, Angela (Lab) Grange Hill, Epping Forest

Ayres, Ian M. (Lab) Drayton, Portsmouth
Ayres, Lynne (Con) West, Peterborough
Ayub, Mohamad I. (Con) Whitefield, Pendle
Azad Kiani, Ferhan (Ind) Foleshill, Coventry
Azad, Mohammed (Ind) Temple Cowley, Oxford
Azad, Montaz A. (Ind) Coldhurst, Oldham
Azad, Shazna (Lab) St Thomas's, Dudley
Aziz, Noordad (Lab) Netherton, Hyndburn
Aziz, Sana (WP) Norden, Rochdale
Aziz, Tahir (Lab) Canalside, Woking

B

Babar, Bilal (Lab) Brooklands, Trafford
Babbage, Matt (Con) Battledown, Cheltenham
Babu, Leon (Con) Nunnery, Worcester
Bacon, Joshua (Con) Aston, Rotherham
Bacon, Pauline A. (Lab) Mile End, Colchester
Badcott, Tony (Lab) Duryard, Exeter
Baddock, Madela (Grn) Cheshunt N, Broxbourne
Badger, Helen (Lab) Puddletown, Dorset
Badger, Peter J. (LD) Brislington E, Bristol
Badger, Susan (Ind) Thorpe, Southend
Badhan, Sutish K. (Lab) Weddington, Nuneaton
Badman, Elizabeth S. (LD) Clifton Down, Bristol
Baggaley, Jamie (Lab) Rother Vale, Rotherham
Baggott, Andrew S. (Con) Burstead, Basildon
Baglow, Neil G. (Con) Adlington, Chorley
Bagshaw, Jane E. (Con) Buckhurst Hill E, Epping For
Baharier, Linda R. (Lab) Bletchingley, Tandridge
Baig, Hammad (Con) Letchworth S.E, N Herts
Baigent, Dave (Lab) Romsey, Cambridge
Bailes, Kerry (Lab) Hartcliffe, Bristol
Bailey, Alex (Ind) Littlemoor, Dorset
Bailey, Andy (Lab) Hailey, W Oxon
Bailey, Chris (LD) Shoeburyness, Southend
Bailey, Graham (Her) Bletchingley, Tandridge
Bailey, Gwyn (Lab) Thundersley S, Castle Point
Bailey, Mark W. (First) Farnworth N, Bolton
Bailey, Mike (Ref) Boultham, Lincoln
Bailey, Peter C.K. (Ind) Baird, Hastings
Bailey, Stephen (Ref) Mile Cross, Norwich
Bailey, Tom (Lab) Tynemouth, N Tyneside
Bailey-Fleet, Quewone (Lab) Rossmere, Hartlepool
Baillie, Ro (Con) Hesters Way, Cheltenham
Bainbridge, Chrissie (LD) Portchester Castle, Fareham
Bainbridge, Doug (Ref) Longmeadow, Stevenage
Bainbridge, Janet M. (Ref) Martin's Wood, Stevenage
Baine, Robina C.J.C. (Lab) Southwick Green, Adur
Baines, Anne E. (Con) Ovenden, Calderdale
Baines, Michael (Con) Horwich N, Bolton
Baines, Stephen (Con) Warley, Calderdale
Bais, Arjun (Lab) Bicester North, Cherwell
Baisley, Gordon (Grn) Harpenden S, St Albans
Bajaj, Devyani S. (Con) Central, Watford
Bajaj, Harjot (Con) Headington, Oxford
Baker, Arron J. (Grn) Kingham, W Oxon
Baker, Benjamin (Ind) Barton, Gloucester
Baker, Daniel J. (Ind) Grange, Halton
Baker, David F.J. (Lab) Orton Longueville, Peterborough
Baker, Joe (Lab) Batchley, Redditch
Baker, Martin R. (Ref) North Carr, Hull
Baker, Michael J. (Lab) Pitsea N.W, Basildon
Baker, Michael J. (LD) W. Purbeck, Dorset
Baker, Paul R. (LD) Charlton Park, Cheltenham
Baker, Richard (Grn) Wyken, Coventry
Baker, Sandra (Lab) Hough Green, Halton
Baker-Price, Tom (Con) Headless Cross, Redditch
Baker-Rogers, Joanna (Lab) Rawmarsh W, Rotherham
Bakker, Flip (Grn) Nork, Reigate
Balbi, Paul (Lab) Knebworth, N Herts
Balcombe, Ray (Con) Rural East, Epping Forest
Bald, Edith (Con) Wolverton, Milton Keynes
Baldng, Nigel (Con) Birchwood, Warrington
Baldock, Adrian C. (Con) Herongate, Brentwood
Baldock, George (Lab) Broughton, Milton Keynes
Baldwin, Joel (Con) Eastlands, Rugby
Baldwin, Michael A. (Lab) Ilkley, Bradford
Baldwin, Roger (Res) Loughton Forest, Epping Forest
Ball, Adam J. (Her) St Luke's, Southend
Ball, Alan R. (Ind) Wickford Park, Basildon
Ball, Angela (Lab) Birchfield, Halton
Ball, Charles (Con) Hoober, Rotherham
Ball, Fleur O.S. (LD) Sutton, Plymouth
Ball, Liam G. (TUSC) Graves Park, Sheffield
Ball, Simon A. (Con) Hellaby, Rotherham
Ball, Simon P. (Lab) Pilgrims Hatch, Brentwood
Ball, Val (Con) Hoober, Rotherham
Ball-Foster, Peter S. (LD) Hyde Newton, Tameside
Ballinger, Bertie (Con) St Clement, Worcester
Ballinger, Keith F. (LD) Castle, Lincoln
Ballinger, Michael A. (Con) Henley, Coventry
Ballman, Ray (Lab) Haydon Wick, Swindon
Balshaw, Paul H. (Ind) Cadley, Preston
Bamber, David J. (BrFirst) Cokeham, Adur
Bamford, Adrian S. (LD) Up Hatherley, Cheltenham
Bamford, Timothy V. (Con) Denby Dale, Kirklees
Bamforth, Roger E. (Grn) Lexden, Colchester
Bamforth, Sean (LD) Ovenden, Calderdale
Bamisile, Victoria (Lab) Stantonbury, Milton Keynes
Bampton-Smith, Christine I. (LD) Luddendenfoot, Calderdale
Banaras, Halima S. (IOA) Donnington, Oxford
Bancks, Mark I. (Con) Sale C, Trafford
Bancroft, Joshua T. (Con) Cannock Pk, Cannock Chs
Banes, Lisa (Lab) Beighton, Sheffield
Banks, Duncan (LD) Monkston, Milton Keynes
Banks, Leslie F. (Lab) Burstead, Basildon
Banks, Michelle (Lab) Denby Dale, Kirklees
Banks, Richard D. (Lab) Armley, Leeds
Banks, Stephen S. (Con) Boxley Downs, Maidstone
Banla, Joe (Con) Heath Town, Wolverhampton
Bannell, William (Ind) Romsey, Cambridge
Bannerman, Jaime (Lab) Peverell, Plymouth
Bannister, Laura (Grn) Old Moat, Manchester
Bannister, Rob (Lab) Graves Park, Sheffield
Bano, Muqaddasah (Lab) Whalley Range, Manchester
Banwell-Moore, Rebecca M. (Lab) Covingham, Swindon
Banyard, James J. (Grn) St David's, Exeter
Baptie, Christopher M. (Grn) Cannock Park, Cannock Chs
Barac, Carol (Grn) Campbell Park, Milton Keynes
Barad, Hardipsinh (Con) Millfield, Sunderland
Baranowski, Helen (LD) Bingley Rural, Bradford
Barber, Jim (LD) Baldock W, N Herts
Barber, Keith R. (Con) Hutton North, Brentwood
Barber, Ken (LD) Hellaby, Rotherham
Barber, Mark (Grn) Swindon Village, Cheltenham
Barber, Martyn P. (Con) Manor, Sefton
Barber, Paul (LD) Baldock W, N Herts
Barber, Paul M. (Con) Victoria, Sefton
Barbosa, Eliana (Con) Lawrence Hill, Bristol
Bardet, Alex (Con) Welwyn W, Wel-Hat
Bardsley, Karl (Con) Chadderton S, Oldham
Barham, Andrew P. (LD) St Leonard's, Dorset
Barker Smith, Juliet (Lab) Headless Cross, Redditch
Barker, Aaron (Con) Kilnhurst, Rotherham
Barker, Ann-Marie (LD) Goldsworth Park, Woking
Barker, Dan (LD) Paddock, Walsall
Barker, Dan (Ref) Brooklands, Trafford
Barker, David C. (Lab) Richmond, Sheffield
Barker, David J. (Lab) Crompton, Oldham
Barker, Jennifer L. (TUSC) Royston, Barnsley
Barker, Kristopher C. (TUSC) St George C, Bristol
Barker, Martin J. (LD) Sherborne St John, Basingstoke
Barker, Matthew G. (LD) Pheasey Park Farm, Walsall
Barker, Morgan (Con) Seaton, Hartlepool
Barker, Nicky (Ref) Bloxwich W, Walsall
Barker, Paula (LD) Bramley, Basingstoke
Barker, Rachel E. (LD) Shiregreen, Sheffield
Barker, Trevor J. (Grn) Silhill, Solihull
Barker, Zac (LD) Knowle, Bristol
Barkley, Ian D. (Grn) Dinnington, Rotherham
Barks, David J. (LD) Shephall, Stevenage
Barley, Joseph M. (Con) Barkham, Wokingham
Barlow, Nicolas A. (Con) Wollaston, Dudley
Barnard, David J. (Con) Offa, N Herts
Barnard, Edward M. (LD) Epping E, Epping Forest
Barnard, Jacob (Lab) Penketh, Warrington
Barnard, Liam (Lab) Little Lever, Bolton
Barnes, Alyson (Lab) Goodshaw, Rossendale
Barnes, Andy (Con) Billericay East, Basildon
Barnes, Billie B.A.M. (Lab) Silverhill, Hastings
Barnes, Garth W. (LD) College, Cheltenham
Barnes, Jenny (Lab) St John's, Worcester
Barnes, Matt (LD) Royston Meridian, N Herts
Barnes, Michele (Lab) Pendleton, Salford
Barnes, Samara (Lab) Helmshore, Rossendale
Barnes, Steve (HAll) Passmores, Harlow
Barnett, Isaac O. (Con) Colne Valley, Kirklees
Barnett, Milo J. (Lab) South Jesmond, Newcastle
Barnfield, Gemma A. (Con) Bristnall, Sandwell
Barnfield, Leon P. (Con) Cradley Heath, Sandwell
Barnsley, Patricia (Con) Hillsborough, Sheffield
Barnsley, Roger (Con) Shiregreen, Sheffield
Barnsley, Tony (Lab) Hayley Green, Dudley
Barnsley, Zac (Lab) Hayley Green, Dudley
Baron, Geoffrey (Con) Holyrood, Bury
Baron, Simon F.X.A. (Con) Netherton, Sefton
Barr, Katie (LD) Penketh, Warrington
Barr, Louisa (Lab) Manor, Stevenage
Barr, Robyn (LD) Mercian, Tamworth
Barr, Sandra (Lab) St Nicholas, Stevenage
Barraclough, Michael (Con) Royston, Barnsley
Barraclough, Roy (Con) Heene, Worthing
Barraclough, Suzanne (LD) Crosland Moor, Kirklees
Barras, Dan (Con) Brockmoor, Dudley
Barras, Faye (Con) Castle, Dudley
Barras, Jonathan D.S. (Yorks) Eccleshill, Bradford
Barras, Laura J. (Yorks) Idle, Bradford
Barras, Wendy (Yorks) Bolton, Bradford
Barratt, Rosemary F. (Lab) Bredbury, Stockport
Barrell, Dilys M.J. (LD) Park, Cheltenham
Barrett, Brian W. (LD) Heneage, NE Lincs
Barrett, Catherine (Lab) Hooley, Reigate
Barrett, Charlie (Grn) Westhoughton N, Bolton
Barrett, Gareth P. (Lab) Brentwood South, Brentwood
Barrett, June E. (Lab) Herongate, Brentwood
Barrett, Kimberley E. (LD) Milton, Portsmouth
Barrett, Martin (LD) Wroughton, Swindon
Barrett, Paul W. (Lab) Herongate, Brentwood
Barrett, Sheila A. (Lab) Northaw, Wel-Hat
Barrett, Tim N. (Lab) Brentwood South, Brentwood
Barrett-Payton, Eric W. (Con) Queen Edith's, Cambridge
Barrie, Ken (Con) Cullercoats, N Tyneside
Barrington-Cook, Jardine I. (LD) Norden, Basingstoke
Barrington-King, Paul V. (Con) Pembury, Tun Wells
Barron, Lysander C.T. (Lab) Tuffley, Gloucester
Barron, Mike (Con) Corfe Mullen, Dorset
Barron, Pauline (Con) Little London, Leeds
Barron, Penny (Con) Corfe Mullen, Dorset
Barrott, Esther (Lab) Gossops Green, Crawley
Barry, Jordan (LD) Crookes, Sheffield
Barry, Laura K. (LD) Bishopston, Bristol
Barry, Max (Con) Valley, Tandridge
Barry-Stanners, Stephen J. (Lab) Lemington, Newcastle

Barry-Stanners, Vince T. (Lab) Denton, Newcastle
Barter, Dave (Lab) Saddleworth W, Oldham
Bartholomew, Owen L. (Lab) Priory Heath, Ipswich
Barticel, Mihai M. (LD) Morley S, Leeds
Bartle, Jenny (Grn) Easton, Bristol
Bartlett, Alan (Con) Shepway, Maidstone
Bartlett, Archie H. (Con) Southcoates, Hull
Bartlett, Christopher J. (Lab) Parklands, Newcastle
Bartlett, Louise E. (Con) Shepway, Maidstone
Bartlett, Mike (Con) Wimborne Minster, Dorset
Bartlett, Shane (LD) Wimborne Minster, Dorset
Bartley, John (LD) Ashton St Michael's, Tameside
Bartoli, Jay L. (Con) New York, N Tyneside
Bartoli, Lewis C. (Con) Tynemouth, N Tyneside
Barton, Cheryl T. (Con) Wales, Rotherham
Barton, David (LD) Immingham, NE Lincs
Barton, Keith A. (Ref) Stubbington, Fareham
Barton, Paul A. (LD) Bulmershe, Wokingham
Barton, Steven (Ind) Stalybridge N, Tameside
Barton, Tamzin R. (LD) Freshney, NE Lincs
Bartram-Bell, Callum L. (Con) Royston Meridian, N.Herts
Barwick, Sarah (Lab) Shepway, Maidstone
Barwood, George G.F. (LD) Kingsway, Gloucester
Base, Jeremy R. (Con) Longlevens, Gloucester
Basford, Peter E. (LD) Brookmans Park, Wel-Hat
Bashforth, Steven (Lab) Royton S, Oldham
Bashir, Sohail (LD) Vicarage, Watford
Basit, Shihab-ud-deen B.A. (Con) Idle, Bradford
Baskerville, Olly (Lab) Sale Moor, Trafford
Bass, Georgina R. (Con) Charlton Park, Cheltenham
Bass, James A.R. (Con) Springbank, Cheltenham
Bassett, Chris (Res) Oxted N, Tandridge
Bassett, Richard D. (Con) Roydon, Epping Forest
Bassingthwaighte, Brian (Ind) Kingswinford S, Dudley
Bastable, Ian J. (Con) Park Gate, Fareham
Batchelor, Alex (Res) Thames Ditton, Elmbridge
Batchu, Sathosh K. (Con) Abbey, Reading
Bate, Seb (LD) Whalley Range, Manchester
Bateman, Christopher D. (BritDem) Castledon, Basildon
Bateman, Mary (Lab) Wednesfield N, Wolverhampton
Bates, Adele J. (Grn) C. St Leonards, Hastings
Bates, Christopher A. (Con) Walkden S, Salford
Bates, John P. (Con) Reddish S, Stockport
Bates, Richard A. (UKIP) Westhoughton S, Bolton
Bath, Ravaldeep (TUSC) Smethwick, Sandwell
Batson, Paul (Con) South, NE Lincs
Batten, Angela J. (Con) Lee East, Gosport
Battersby, Diana J. (Grn) Boothstown, Salford
Battersby, Frederick R. (Grn) Walkden N, Salford
Battison, Julie (Ind) Banbury Ruscote, Cherwell
Bauld, Bon (Grn) Whitewell, Rossendale
Bauld, Helen (Grn) Bacup, Rossendale
Baum-Dixon, Timothy J. (Con) Anston, Rotherham
Baverstock, Wendy E. (Lab) Henbury, Bristol
Bavister, Dan (Lab) Shaftesbury Town, Dorset
Bawden, Belinda (Grn) Lyme, Dorset
Baxendale, Martin J. (Grn) Stroud Valley, Stroud
Baxter, Bridget (Con) Cam W, Stroud
Baxter, Cameron E. (Cit) Radford, Coventry
Baxter, Colin R. (Con) W. Carr, Hull
Baxter, Joanne E. (Con) Penketh, Warrington
Baxter, John (UKIP) Verwood, Dorset
Baxter-Payne, Richard J. (Con) Attleborough, Nuneaton
Bayfield, Alan (Ind) Bury W, Bury
Bayford, Susan M. (Con) Locks Heath, Fareham
Bayley, Denise (Lab) Trinity, Tamworth
Bayliss, Adam C. (Grn) Stonydelph, Tamworth
Bayliss, David (Ref) Castle, Tamworth
Bayliss, Yvette (Ref) Belgrave, Tamworth
Bayton, Cathryn J. (Lab) St James's, Dudley
Bayunu, Ekua (Grn) Hulme, Manchester
Baz, Tariq (Ind) Crumpsall, Manchester
Bazley, Simon J. (Con) Donnington, Oxford
Beach, Andrea (Ind) Hawks Green, Cannock Chs
Beadle, Shakun (LD) Felling, Gateshead
Beal, Andy (LD) Banister, Southampton
Beal, Philip M. (Con) Bamford, Rochdale
Beale, Graham A. (LD) Warden Hill, Cheltenham
Beale, Jamie (Ref) Sutton, Plymouth
Beale, Philip J. (Grn) Hough Green, Halton
Beamish, Ross O. (Lab) Matson, Gloucester
Beaney, Karl (Con) W. St Leonards, Hastings
Bear, Rachel B. (Her) Woodham, Runnymede
Bear, Stephen J. (Grn) Springbank, Cheltenham
Beard, Jaz (Grn) Bedminster, Bristol
Beard, John A. (Ref) Gainsborough, Ipswich
Beardmore, Kenneth J.P.G.R. (Grn) Etching Hill, Cannock Chs
Beardmore, Stephanie M. (Grn) Etching Hill, Cannock Chs
Beaumont, Andrew (Ind) Urmston, Trafford
Beaumont, John B. (Lab) Bulkington, Nuneaton
Beaurain, Jaden W. (Con) Sholing, Southampton
Beaver, Aaron (Lab) Chorley N.W, Chorley
Bebbington, David W. (LD) Quedgeley Fieldcourt, Gloucester
Beck, Anthony S. (Con) Lingfield, Tandridge
Beck, Dominic E. (Ind) Wales, Rotherham
Beck, Richard (Ind) Dewsbury South, Kirklees
Becker, Adrian (Grn) St Mark's, Cheltenham
Beckett, Iain (Con) Derby, Sefton
Beckhelling, Clare (Grn) Winyates, Redditch
Beckwith, Michael J. (Lab) Boxley Downs, Maidstone
Beddow, Laura J. (Con) W. Purbeck, Dorset
Beddows, Mary (Grn) Pleck, Walsall
Bedford, Diane B. (Con) St Mark's, Rushmoor
Bedford, Nigel (Con) North Weald Bassett, Epping Forest
Bee, Elizabeth A. (LD) Bramley, Leeds
Bee, Jeff (Grn) Ainsdale, Sefton
Beech, Claire E. (Grn) Coseley, Dudley
Beech, Robbie G. (Con) Brockhurst, Gosport
Beechey, Frank (Con) Wyken, Coventry
Beeley, Barbara A. (LD) Failsworth E, Oldham
Beer, Derek L. (LD) Shaftesbury Town, Dorset
Beer, Rod (Lab) Thrupp, Stroud
Beesley, Laura I. (Grn) Illingworth, Calderdale
Beeston, Joe (LD) Waterhead, Oldham
Beetham, Brett B. (Con) Belgrave, Tamworth
Beevers, Graham M. (Lab) Brookmans Park, Wel-Hat
Beford, Matthew (LD) Abbots Langley, Three Rivers
Begg, Victoria (Lab) Mersey, Halton
Beggs, Bob (Grn) Paddox, Rugby
Beggs, Brian M. (Con) St Luke's, Southend
Begum, Jum (Lab) Greenlands, Redditch
Begum, Saliah (WP) N. Heywood, Rochdale
Begum, Sham (LD) Leggatts, Watford
Belbase, Jib (Con) Manor Park, Rushmoor
Belbin, Fran (Lab) Firth Park, Sheffield
Belcher, Adam J. (LD) Kirkstall, Leeds
Belcher, Joe (Grn) Rushall-Shelfield, Walsall
Belcher, Sharon V. (Lab) Marfleet, Hull
Belfield, Nikki S. (Lab) Firth Park, Sheffield
Belford, Margaret (Con) Thundersley N, Castle Point
Bell, Andrew (Ind) Grange, Gloucester
Bell, Andy (LD) Vivary Bridge, Pendle
Bell, Chris (Grn) Morley S, Leeds
Bell, Daniel J. (Con) Didsbury W, Manchester
Bell, Dave (Con) Walcot, Swindon
Bell, David (Lab) Chineham, Basingstoke
Bell, Elizabeth C. (Con) Little Horton, Bradford
Bell, Gordon (WP) Whitley Bay N, N Tyneside
Bell, Helen M. (Grn) Whitley Bay N, N Tyneside
Bell, Joanne (Lab) Boldon Colliery, S Tyneside
Bell, Len (LD) High Fell, Gateshead
Bell, Leslie (Lab) Didsbury E, Manchester
Bell, Linda I. (Lab) Howdon, N Tyneside
Bell, Mark J. (Con) Preston Rural E, Preston
Bell, Matt (LD) Radipole, Dorset
Bell, Michael G. (Lab) Gosforth, Newcastle
Bell, Nigel (Lab) Holywell, Watford
Bell, Peter J. (Lab) Hatch Warren, Basingstoke
Bell, Peter J. (Ref) Rural East, Epping Forest
Bell, Sarah L. (Lab) Shinfield, Wokingham
Bell, Stephen P. (Grn) Lansdown, Cheltenham
Bellamy, Kath (Con) Newsome, Kirklees
Bellamy, Trevor (Con) Crosland Moor, Kirklees
Bellenger, Paul A. (LD) Greetland, Calderdale
Belli, Tom (Lab) Hareholme, Rossendale
Bellingham, Cassi (Ind) Banbury Grimsbury, Cherwell
Bello, Greg (Lab) Loddon, Wokingham
Bellord, Simon J. (Con) Forton, Gosport
Ben Kin, Chan (Con) Levenshulme, Manchester
Bendall, Amy V. (LD) Gainsborough, Ipswich
Benfield, Ian K. (Lab) Battenhall, Worcester
Benfield, Jenny (Lab) St Peter's Parish, Worcester
Benjamin, Lindsay A. (LD) Winklebury, Basingstoke
Bennett, Aaron S. (Lab) Kingsholm, Gloucester
Bennett, Andrew (Grn) Brierley Hill, Dudley
Bennett, Caroline A. (Grn) Budshead, Plymouth
Bennett, Catherine (Grn) Portland, Dorset
Bennett, Diane J. (Con) Norton Canes, Cannock Chs
Bennett, Erica (Con) Hednesford Pye Grn, Cannock Chs
Bennett, John (Lab) Chalk Valleys, Dorset
Bennett, Kevin (LD) Darton West, Barnsley
Bennett, Maria (Res) Ravenmeols, Sefton
Bennett, Marley C. (Lab) Eastville, Bristol
Bennett, Michael (LD) Denmead, Winchester
Bennett, Mike (Lab) Bramhall N, Stockport
Bennett, Naomi A. (Grn) Abbey, Cambridge
Bennett, Phil (Ind) Morley S, Leeds
Bennett, Rich (Ref) St Budeaux, Plymouth
Bennett, Richard C. (Lab) Esher, Elmbridge
Bennett, Roger M. (Con) Headless Cross, Redditch
Bennett, Sam (TUSC) Blackbird Leys, Oxford
Bennett, Sean T. (LD) Bowthorpe, Norwich
Bennett, Simon (Con) Bushbury N, Wolverhampton
Bennett, Stephen P. (TUSC) Henbury, Bristol
Bennett-Sylvester, Michael (Ind) Dalton, Rotherham
Benson, Carol R. (Con) Culcheth, Warrington
Benson, Darren M. (Ref) Moorland, Lincoln
Benson, Nicola L. (PIP) St George's, Castle Point
Benson, Victoria L. (Grn) Widewater, Adur
Benstead, Maratin H.M. (Con) Hoe Valley, Woking
Bent, David (Con) Orford, Warrington
Bentham, Barbara A. (Lab) Claremont, Salford
Bentley, Andy (Grn) Gorse Hill, Swindon
Bentley, Kevin P. (Con) Marks Tey, Colchester
Bentley, Pat (Con) Bredbury Green, Stockport
Bentley, Patrick N. (LD) Blakenhall, Wolverhampton
Bentley, Peter J. (Con) Garforth, Leeds
Bentley, Rhona (Ref) Beechwood, Halton
Bentley, Robbie (Ind) Ashley, Bristol
Benton, Caroline M. (LD) Upper Gornal, Dudley
Benyon, Sharon (LD) Lockleaze, Bristol
Beresford, Linda (Lab) Greasbrough, Rotherham
Bergin, Paddy (Ref) Forton, Gosport
Bergman, Jan E.E. (Con) Upwey, Dorset
Bernard, John D. (Ref) Heath Hayes, Cannock Chs
Berns, Susan (Res) Portley, Tandridge
Bernstein, Michael (Lab) Warley, Brentwood
Berrington, Martin (Con) Netherton, Dudley
Berrington, Penelope I. (Grn) Howlands, Wel-Hat
Berrington, William N.H. (Grn) Brookmans Park, Wel-Hat
Berry, Christopher J. (LD) Bedwell, Stevenage
Berry, Keith (Con) Chorlton Park, Manchester
Berry, Kevin (Con) Ashton St Michael's, Tameside
Berry, Lili (Ind) Halewood North, Knowsley

Berry, Philip A. (LD) Barrowford, Pendle
Berry-Khan, Gabriel (Grn) Tilehurst, Reading
Bertaut, Amy J. (Grn) Graiseley, Wolverhampton
Bertram, Bill (Ref) Efford, Plymouth
Berwick, Danie J. (Lab) Havant St Faith's, Havant
Berwick-Gooding, Michael (LD) Popley, Basingstoke
Beryr, Luke J. (Con) Baguley, Manchester
Besford, Tom (Lab) Littleborough Lakeside, Rochdale
Best, Callum (LD) St Andrew's, Hull
Best, Pete (Grn) Priory Vale, Swindon
Betsworth, Kevin (Ref) Rowhill, Rushmoor
Betteridge, Adrian J. (LD) Barkham, Wokingham
Betteridge, Jean (Grn) Harpurhey, Manchester
Bettney, Warwick C. (SDP) Armley, Leeds
Betts, Martin R. (Lab) Culverden, Tun Wells
Betts-Patel, Helen C. (Lab) Halesowen N, Dudley
Bevan, Daniel J. (Con) Belle Vale, Dudley
Bevan, Edis (LD) Danesborough, Milton Keynes
Bevan, Ian J. (Con) Hayley Green, Dudley
Bevin, Robert (Lab) Revel, Rugby
Bex, Andrew P. (LD) Washington W, Sunderland
Bhagwandin, Mark (Con) Churchill, Oxford
Bhaimia, Usman G. (LD) Barton, Gloucester
Bhamra, Dalel S. (Lab) Charlemont, Sandwell
Bhandal, Amar S. (Con) Ettingshall N, Wolverhampton
Bhandari, Ashish (Con) City, Sheffield
Bharadia, Sudha (Con) Hill End, St Albans
Bhartwas, Tina (Lab) Letchworth Norton, N Herts
Bialyk, Philip M. (Lab) Exwick, Exeter
Bianco, Marcello (Grn) Bletchley W, Milton Keynes
Bibbon, Kobe (LD) Burnage, Manchester
Bibby, Cathy (Con) Bedwell, Stevenage
Bibby, Phil (Con) Woodfield, Stevenage
Bibi, Shakeela (Ind) St Thomas's, Dudley
Bick, Tim (LD) Market, Cambridge
Biddle, Signe (Con) The Worthys, Winchester
Biddle, Theo (Lab) Knottingley, Wakefield
Bidwell, Carly (Lab) Blackwater, Hart
Bidwell, Thomas A.H. (Con) Pound Hill S, Crawley
Biggs, Richard M. (LD) Dorchester Poundbury, Dorset
Bilbie, Dale C. (Lab) Hawks Green, Cannock Chs
Bilcliff, Robert (UKIP) Stonydelph, Tamworth
Billah, Chowdhury M. (WP) Fallowfield, Manchester
Billing, Clare (Lab) Hitchin Oughton, N Herts
Billing, Sadie (Lab) Letchworth S.E, N Herts
Billingham, Erin C. (Lab) Amblecote, Dudley
Billingham, Kevin (Lab) Wordsley N, Dudley
Billington, John P. (Lab) Lytchett Matravers, Dorset
Bills, Hilary (Lab) Halesowen N, Dudley
Biltcliffe, Simon (Yorks) Darton East, Barnsley
Biltcliffe, Simon D.W. (Yorks) Ossett, Wakefield
Bilton, Alan D. (Ref) Barnes, Sunderland
Bingham, Chris (TUSC) Boston Castle, Rotherham
Binnersley, Mark (Grn) Lye, Dudley
Birch, Astra M. (LD) Pembury, Tun Wells
Birch, John E. (Ref) Wolston, Rugby
Birch, Joshua L. (Con) Hednesford Hills, Cannock Chs
Birch, Ros (Lab) Waterhead, Oldham
Birch, Wendy S. (Con) Rawmarsh E, Rotherham
Bird, Allan K. (LD) Chapelford, Warrington
Bird, Gerri (Lab) East Chesterton, Cambridge
Bird, Julie E. (Con) Fareham Town, Fareham
Bird, Michael (Con) Milby, Nuneaton
Bird, Roger N. (Con) Avenue, Fareham
Bird, Sara (Grn) Hareholme, Rossendale
Bird, Stephen J. (LD) Batley West, Kirklees
Bird, Terry (Grn) Longholme, Rossendale
Birdsall, Edward (Ref) Letchworth S.W, N Herts
Birkett, Fred (Con) Fareham Park, Fareham
Birkett, Lisa M. (Con) Fareham Park, Fareham
Birrell, Alexander D. (LD) Bedminster, Bristol
Birtwistle, Craig T. (Ref) Walkden N, Salford
Bisbey, Mark R. (LD) Ings, Hull
Bisdee, Trevor T. (Grn) Paddock Wood, Tun Wells
Bish, Margot (Grn) Webheath, Redditch
Bishop, Carly L. (Con) Tudor, Watford
Bishop, Deborah L. (LD) Hillfields, Bristol
Bishop, Heather A. (Lab) Ore, Hastings
Bishop-Firth, Rachel (LD) Emmbrook, Wokingham
Bissitt, Calvin S.B. (Lab) Abbey, Lincoln
Bittu, Jithin (Con) Leopard Hill, Worcester
Bjorck, Lucy R. (Grn) Bradwell, Milton Keynes
Black, Bryan B. (Res) Oxted S, Tandridge
Black, Dominic J.D. (LD) Dalton, Kirklees
Black, Edwin G. (Grn) Tarleton Village, W Lancs
Black, Gill (Grn) Beauchief, Sheffield
Black, Kevin I. (Con) Chapel Allerton, Leeds
Black, Peter (Lab) Bredbury Green, Stockport
Black, William E. (Grn) N. Meols, W Lancs
Blackburn, David (Grn) Farnley, Leeds
Blackburn, Edward J. (LD) Coton, Rugby
Blackburn, James (Lab) Hetton, Sunderland
Blackburn, Wayne (Lab) Boulsworth, Pendle
Blackburn-Horgan, Immy (LD) Queen Edith's, Cambridge
Blacker, Michael S. (Con) Reigate, Reigate
Blackham, John M. (Con) Anston, Rotherham
Blacklock, Ann (LD) Dursley, Stroud
Blackmore, Annabelle J. (Con) Marden, Maidstone
Blackmore, Ben M.B. (Con) Tilehurst, Reading
Blackmore, Carole (Con) St Thomas's, Dudley
Blackmore, Roger M. (LD) Hollinwood, Oldham
Blackwell, Claire L. (Res) Limpsfield, Tandridge
Blackwell, Dave (CIIP) Canvey N, Castle Point
Blackwell, Janet (Lab) St Stephen, St Albans
Blades, James P. (Con) Hart Plain, Havant
Blaj, Elisabeta I.G. (Con) W. Thurrock, Thurrock
Blake Dagnall, Lewis W. (Lab) Stannington, Sheffield
Blake, Ann (Con) Nethermayne, Basildon
Blake, Edward (Lab) Baxenden, Hyndburn
Blake, Kelvin J. (Lab) Hillfields, Bristol
Blake, Kevin (Con) Burstead, Basildon
Blake, Lee (LD) Fant, Maidstone
Blake, Sarah L. (Con) Selden, Worthing
Blake, Simon (LD) Wickford Park, Basildon
Blake, Sonia (Lab) Greasbrough, Rotherham
Blakemore, Jamie L. (Lab) Whitestone, Nuneaton
Blakemore-Creedon, Daisy (Lab) Fletton & Woodston, Peterborough
Blakeway, Gordon (LD) Adderbury, Cherwell
Blanchflower, Andy (Grn) Dunston, Gateshead
Blanchflower, Mary (Grn) Dunston Hill, Gateshead
Bland, Shelley (Con) Braybrooke, Hastings
Bland, Steve (Con) Eccleston, Chorley
Blandford, Tom (Lab) W. Ecclesfield, Sheffield
Blankson, Effie (Con) Eastrop, Basingstoke
Blatchly-Lewis, Nicky (Lab) Podsmead, Gloucester
Blaxter, Tamsin S.T. (Grn) Littlemore, Oxford
Bleachy, Paul (Grn) Drayton, Portsmouth
Bleakley, Greg (Lab) Goodshaw, Rossendale
Bleasdale, Marcus (Con) Molyneux, Sefton
Blease, Marie (Nodesc) Sudell, Sefton
Blenkinsop, Tom (Lab) Avonmouth, Bristol
Blessing, James K. (LD) Worsley, Salford
Blessing, Rowan C. (LD) Walkden S, Salford
Blewett, Brian F. (LD) Fernhill, Rushmoor
Blewitt, Thomas (Con) Abbey, Sandwell
Bligh, Mathew K. (TUSC) Plymstock Radford, Plymouth
Bligh, Tony (TUSC) Southway, Plymouth
Blinkhorn, Paul (Lab) Atherton N, Wigan
Bliss, Aaron J. (Grn) Deddington, Cherwell
Bliss, Henry (Con) St Oswald, Sefton
Blomberg, Phil (Grn) Rodborough, Stroud
Blomley, Tom (Grn) Spencer's Wood, Wokingham
Bloom, Jon (LD) Batley East, Kirklees
Bloom, Naina (LD) St Peter's, St Albans
Bloore, Robin K. (Con) Warlingham W, Tandridge
Blow, Geoff (Grn) Helmshore, Rossendale
Bloxham, Cory J. (Con) Letchworth Grange, N Herts
Bloxham, Monica M. (Con) Letchworth Wilbury, N. Herts
Bloxham, Simon N. (Con) Letchworth Norton, N. Herts
Bloxsom, John (Lab) Wotton-under-Edge, Stroud
Bluemel, Chris (Grn) Harefield, Southampton
Bluemel, Lindsi (Grn) Bitterne Park, Southampton
Blundell, John A. (Con) Wainbody, Coventry
Blundell, John A.J. (Lab) Smallbridge, Rochdale
Blundell, Victoria A. (Lab) Preston Rural E, Preston
Blyth, Richard H. (Con) Park, Sheffield
Boadella, Margaret F.D. (Con) Honicknowle, Plymouth
Boadu, Joseph (LD) Barkham, Wokingham
Boakes, Stephen R. (Con) Letchworth S.W, N Herts
Boddy, Nana (LD) Copt Hill, Sunderland
Boddy, Sharon (LD) Houghton, Sunderland
Boddye, Oliver (LD) Wales, Rotherham
Bodenham, Jon (Grn) Cathedral, Worcester
Bodger, Eric (LD) C. Meon Valley, Winchester
Boghani, Neha (Grn) Horley E, Reigate
Bohill, Edward (Con) Bridges, Gateshead
Bokarevs, Konstantins (Grn) Coseley, Dudley
Boldrini, Nicholas (Grn) Pelaw, Gateshead
Boles, Ciaron M. (Lab) Moorside, Bury
Bolger, Rick (Lab) Brockhurst, Gosport
Bolt, Martyn (Con) Mirfield, Kirklees
Bolt, Michael (LD) Emsworth, Havant
Bolton, Ashleigh (Res) Burstow, Tandridge
Bolton, Charlie (Grn) Hartcliffe, Bristol
Bolton, Edward (LD) Thornhill, Southampton
Bolton, Gerard M. (Grn) Capel, Mole Valley
Bolton, Hannah (Grn) Bush Fair, Harlow
Bolton, Lyn (Con) Clarence, St Albans
Bolton, Toby (Grn) Wensum, Norwich
Bolwell, Bridget (LD) Bridport, Dorset
Bolwell, Dave (LD) Bridport, Dorset
Bonallack, Anna (Grn) Cam E, Stroud
Bonar, Stuart A. (LD) Ham, Plymouth
Bond, Damian (LD) Dukes, Sefton
Bond, Daniel M. (Con) Newington, Hull
Bond, Daniel T. (Con) Clifton, Bristol
Bond, James (Con) Hatfield C, Wel-Hat
Bones, Connor (Con) Howdon, N Tyneside
Bones, Liam A. (Con) Preston, N Tyneside
Bones, Stephen P. (Con) Chirton, N Tyneside
Bonetta, Jake (Lab) St Loye's, Exeter
Bonfante, Fabio (LD) Waltham Cross, Broxbourne
Boniface, Merv (Grn) Twyford, Wokingham
Bonkur, Karthik K. (Lab) Hatfield S, Wel-Hat
Bonner, Jack P. (Lab) Stockingford E, Nuneaton
Bonner, James (TUSC) St Clement's, Oxford
Bonner, Les (Ind) Yarborough, NE Lincs
Bonner, Sophie A. (Grn) Whitestone, Nuneaton
Bonney, Simon J. (Con) Rosehill, Burnley
Bonnick, Kevin R. (Con) Three Bridges, Crawley
Bonsor, Timothy C. (Grn) Warden Hill, Cheltenham
Bonsundy-O'Bryan, Tom (LD) Hoe Valley, Woking
Boobyer, Paul E. (Con) Eastville, Bristol
Booker, Ben (Lab) Hutton East, Brentwood
Booker, John C. (Ind) Firth Park, Sheffield
Booker, Tracy (Ind) Shiregreen, Sheffield
Boon, Andrew W. (Con) Yateley E, Hart
Boorman, Robert W. (Con) Arbury, Cambridge
Booth, Andrea (First) Radcliffe N, Bury
Booth, David (Grn) Sowerby Bridge, Calderdale
Booth, Dean L. (Ind) Higher Blackley, Manchester
Booth, Ian (Res) Limpsfield, Tandridge
Booth, Ken (Con) Haslington, Rossendale
Booth, Laura (LD) Appleton, Warrington
Booth, Stephen J. (LD) Chells, Stevenage
Boothroyd, Nick (Lab) Dorchester Poundbury, Dorset

Boram, Kevin (Con) Buckingham, Adur
Borcherds, Jim (Grn) Longmeadow, Stevenage
Borley, Dave (Con) Lye, Dudley
Bosman, Kate (LD) Ribbleton, Preston
Bothul, Sara (Con) St James's, Dudley
Bott, Chris (Lab) Darlaston N, Walsall
Botting, Lucy V.H. (Con) Dorking N, Mole Valley
Bottom, Jen (TUSC) Norcot, Reading
Boulton, Billy (LD) Southchurch, Southend
Boulton, Carl M. (Lab) Brereton, Cannock Chs
Boulton, Sara-Jayne (LD) St Luke's, Southend
Bound, Simon (Con) Sherborne St John, Basingstoke
Bourke, James E. (Con) South Lake, Wokingham
Bourne, Alex G. (LD) Eastleigh S, Eastleigh
Bovey, Simon (Grm) Claines, Worcester
Bow, Kiara (Grn) Little Parndon, Harlow
Bowater, Mina (Con) Dorchester E, Dorset
Bowater, Steve (Grn) Lostock, Trafford
Bowdell, Neil A. (Con) Cowplain, Havant
Bowe, Jeff (Lab) Whickham N, Gateshead
Bowell, Ross A. (LD) Ferndown S, Dorset
Bowen, Edward J. (Lab) Kirkburton, Kirklees
Bower, Mick (Ind) Sitwell, Rotherham
Bower, Stuart N. (Ind) St Nicolas, Adur
Bowerman, Lulu (Con) Emsworth, Havant
Bowgett, David J. (Lab) Wetherby, Leeds
Bowie, Daisy (TUSC) Old Town, Swindon
Bowker, David W. (Ind) Abram, Wigan
Bowker, Kieron D. (PIP) Tarpots, Castle Point
Bowkett, Ashley J. (LD) Barnwood, Gloucester
Bowman, Adam (LD) Emsworth, Havant
Bowman, Sally (Lab) St George C, Bristol
Bown, Louise (Lab) Radipole, Dorset
Bowser, Denise (LD) Harpenden S, St Albans
Bowser, Roy (Lab) Worsbrough, Barnsley
Boxall, Jocelyn M. (Lab) Egham Town, Runnymede
Boyce, Neil D. (First) Glinton, Peterborough
Boyd, Dino (Ind) Quedgeley Severn Vale, Gloucester
Boyd, Helen (Con) Blenheim Park, Southend
Boyd, William (Lab) Central, Redditch
Boyer, Mandi (Grn) Western Springs, Cannock Chs
Boyes, Angie (LD) Charlton Kings, Cheltenham
Boyes, Chris (Con) Stretford, Trafford
Boyle, Edward (TUSC) Broomhill, Sheffield
Boyle, James (Grn) Chalford, Stroud
Boyle, Kevin M. (Lab) Park, Cheltenham
Boyle, Laura M. (Lab) Droylsden E, Tameside
Boyle, Lisa M. (Con) Whoberley, Coventry
Boyle, Robert (Lab) Woodfield, Stevenage
Brabham, Robin L. (Grn) King's Hedges, Cambridge
Brabiner, Maria (Lab) Broughton, Salford
Bracey, Steven J. (Lab) Warlingham W, Tandridge
Bracuti, Anthony (TUSC) Little London, Leeds
Bradburn, Emily R.L. (Grn) Stoke Bishop, Bristol
Bradburn, Marie (LD) Bradwell, Milton Keynes
Bradbury, Aaron (Grn) Hayling W, Havant
Bradbury, Andrew J. (Grn) Hengrove, Bristol
Bradbury, Sakina (Con) Woldingham, Tandridge
Braddy, Gary D. (Lab) Highwoods, Colchester
Bradey, Chris (Lab) Swanage, Dorset
Bradford, Andrew M. (Con) Penenden Heath, Maidstone
Bradle, Martha R.M. (Grn) Doxford, Sunderland
Bradley, Alistair W. (Lab) Chorley S.E, Chorley
Bradley, John (Grn) Denton N.E, Tameside
Bradley, Kirsten (LD) Lee East, Gosport
Bradley, Mark E. (Lab) Pheasey Park Farm, Walsall
Bradley, Mick (Grn) Otley, Leeds
Bradley, Nicholas (LD) Cradley Heath, Sandwell
Bradley, Paul W. (Con) Amblecote, Dudley
Bradley, Richard P. (Grn) Millfield, Sunderland
Bradshaw, Gordon S. (Grn) Ings, Hull
Bradshaw, Oliver J. (Con) High Street, Maidstone
Brady, Heather (Con) Theydon Bois, Epping Forest
Brady, Leanne (Lab) Woodfield, Stevenage
Brady, Ray (Ind) Loughton, Milton Keynes
Bragg, Andy (Grn) St Thomas, Exeter
Bragg, Chris (Grn) Stannington, Sheffield
Bragg, David W. (Con) Loddon, Wokingham
Braich, Tony (LD) Newton, Sandwell
Braich, Usha R. (LD) Charlemont, Sandwell
Brailey, Kevin (Lab) Brentwood West, Brentwood
Braithwaite, Sue (Grn) Warndon, Worcester
Brake, Sue (Con) Skelmersdale N, W Lancs
Bramall, Christopher A. (LD) Wollaston, Dudley
Bramall, David A. (LD) Castle, Dudley
Bramall, Jonathan M. (LD) Wordsley N, Dudley
Bramley, Andrew (Grn) Rastrick, Calderdale
Bramley, Jane E. (Ind) South, NE Lincs
Bramwell, Irene (Lab) Norton North, Halton
Bramwell, Tanisha (Ind) Dewsbury West, Kirklees
Brand, Aaron J. (Con) Rusthall, Tun Wells
Brandes, Suzy (Con) Royston Meridian, N Herts
Brannan, Bob (Grn) Shrub End, Colchester
Branson, Jackie (Con) Leigh Park Hermitage, Havant
Brant, Chris (LD) Cropredy, Cherwell
Brant, Graham R. (Ref) Winterborne, Dorset
Branton, Adam S. (Con) Wardle, Rochdale
Branton, Leonard K. (Con) Balderstone, Rochdale
Brasted, Tanya (Con) Freshney, NE Lincs
Braun, Catherine (Grn) Wotton-under-Edge, Stroud
Bray, Nick (Lab) Portley, Tandridge
Bray, Prue (LD) Winnersh, Wokingham
Bray, Richard V. (LD) Compton, Plymouth
Breading, Lorraine C. (CIIP) Canvey C, Castle Point
Brealey, Janet E.S. (Con) Oxted N, Tandridge
Breckels, Fabian G. (Lab) St George Troopers Hill, Bristol
Breedon, Penny (Lab) Southborough, Tun Wells
Breedon, Simon J. (Ind) St Martin's, Basildon
Breitnauer, Jai (Grn) Filwood, Bristol
Brennan, Andrew (Grn) Billericay East, Basildon
Brennan, Stephen J. (Grn) Castleford C, Wakefield
Brent, Rajmund E. (Lab) Hoober, Rotherham
Brent, Ryan W. (Con) Waterloo, Havant
Brenton, Alex (LD) Lytchett Matravers, Dorset
Brett, Karen (Grn) Flamstead End, Broxbourne
Brett, Owen G. (Grn) Wormley, Broxbourne
Brett, Tony (LD) Temple Cowley, Oxford
Brew, Billy (Grn) St George's, Castle Point
Brewer, Robert C. (Con) Limpsfield, Tandridge
Brewster-Lowry, Robbie (Lab) Abbeymead, Gloucester
Brice, Martin D. (LD) Culverden, Tun Wells
Bride, Malcolm (Lab) Charlton Park, Cheltenham
Bridge, Thomas J. (Con) Ingatestone, Brentwood
Bridges, Ann (Ind) Widewater, Adur
Bridges, Chris (Grn) Rosegrove, Burnley
Bridges, Hester C. (Lab) Southcoates, Hull
Bridges, John R. (LD) Levenshulme, Manchester
Bridges, Lewis (Grn) Gannow, Burnley
Bridges, Sarah V. (Con) Southborough, Tun Wells
Brierley, Adam J. (Con) Brierfield E, Pendle
Briggs, Andrew J. (Con) Cowplain, Havant
Briggs, Ann M. (Con) Hart Plain, Havant
Briggs, Jane (LD) Waterloo, Havant
Briggs, John (LD) Ilkley, Bradford
Briggs, Piers J. (Con) Cleckheaton, Kirklees
Briggs, Richard M. (Ref) Shenley, Brentwood
Bright, John J. (Grn) Marple N, Stockport
Bright, Paul C. (Ind) Freshney, NE Lincs
Brignall, Elaine (Con) Longholme, Rossendale
Brignell, Simon (Comm) Abbey, Cambridge
Briley, Paul (Grn) Stakes, Havant
Brims, Alex (LD) Stubbington, Fareham
Brindle, Peter M. (Lab) Henbury, Bristol
Brindley, Elaine (Grn) Chertsey Riverside, Runnymede
Brindley, Jan (Con) Whitewell, Rossendale
Brinkworth, Jill (LD) Woodfield, Stevenage
Brinkworth, Neil G. (LD) Woodfield, Stevenage
Brinkworth, Sonia F. (Con) Stonehouse, Stroud
Briscoe, Lloyd (Lab) Martin's Wood, Stevenage
Bristow, Kat (Grn) Southmead, Bristol
Bristow, Martyn (LD) Ramsbottom, Bury
Bristow, Robert N. (LD) Cotham, Bristol
Bristow, Sara L. (Con) Werrington, Peterborough
Britcher-Allan, Alex (Lab) Rusthall, Tun Wells
Britcliffe, Peter (Con) St Andrew's, Hyndburn
Brittin, David J. (Lab) Dorridge, Solihull
Broad, Matthew R. (Lab) Norton, Dudley
Broadbent, Ian (Ref) Southcoates, Hull
Broadhurst, Sandy (Lab) Bramhall S, Stockport
Broady, James S. (Grn) Dursley, Stroud
Brock, Nicola J. (LD) Shinfield, Wokingham
Brock, Philip J. (LD) Newtown, Exeter
Brockbank, Katrina (Grn) Haslington, Rossendale
Brocklehurst, Adrian (Lab) Walkden N, Salford
Brockman, Eunice C. (Ind) Wickford N, Basildon
Brogan, Daniel (Grn) Bacup, Rossendale
Brohan, Stephen (Grn) Lower Wick, Worcester
Bromby, Fiona (LD) Abbeydale, Gloucester
Bromfield, Kath (Lab) N. Middleton, Rochdale
Bromley, Bob (Ref) Englefield Green W, Runnymede
Bromley, Jason (Grn) Hollinwood, Oldham
Bromwich, Tom (Ind) North Weald Bassett, Epping Forest
Brook, Damian C. (Con) Holme Valley S, Kirklees
Brook, Mark J. (Con) Cudworth, Barnsley
Brooke, Susan (CIIP) Canvey E, Castle Point
Brooker, Laura (Con) Abbeymead, Gloucester
Brookes, Christian (Lab) Bishopstoke, Eastleigh
Brookes, Lindsey J. (Lab) Milby, Nuneaton
Brookes, Philip H. (Grn) Chapel, Newcastle
Brookes, Rose (Res) Buckhurst Hill E, Epping Forest
Brookes, Sheila M. (Lab) Lyndon, Solihull
Brookes, Theresa D. (Grn) Milby, Nuneaton
Brooke-Taylor, James W. (Grn) Timperley C, Trafford
Brooks, Cherry L. (Con) S.E. Purbeck, Dorset
Brooks, Deborah (Grn) Mersey, Halton
Brooks, Gary R. (Grn) Deckham, Gateshead
Brooks, Gillian F. (LD) Henbury, Bristol
Brooks, Joshua (Lab) Walkden S, Salford
Brooks, Karen E. (Grn) Tarring, Worthing
Brooks, Thomas (LD) Windmill Hill, Bristol
Brooks, Victoria C. (Con) Glebe, Lincoln
Brookson, Nik (TUSC) Budshead, Plymouth
Broom, Barry (Grn) Stoke Park, Ipswich
Broom, Carol L.M. (Grn) Banbury Hardwick, Cherwell
Broom, Rob (Lab) Shephall, Stevenage
Broomfield, Steve (Con) Fair Oak, Eastleigh
Brougham-Holland, Andrew (Ref) Broadheath, Trafford
Brown, Adam D.J. (Con) Hengrove, Bristol
Brown, Adele J. (Lab) Fryerns, Basildon
Brown, Amanda L. (Free) Tilgate, Crawley
Brown, Andrew C. (LD) Hengrove, Bristol
Brown, Andy (LD) Blackwater, Hart
Brown, Ashley S. (Lab) Rosegrove, Burnley
Brown, Ben (Ind) Buckhurst Hill E, Epping Forest
Brown, Chrissie (Grn) St Michael's, Coventry
Brown, Christine B. (LD) Selden, Worthing
Brown, Damon P. (Con) Exhall, Nuneaton
Brown, Dan (Con) Little Parndon, Harlow
Brown, Danille S. (Con) Church Langley S, Harlow
Brown, Darren H. (Con) Canvey Winter Gdns, Castle Point
Brown, Dorothy A. (Con) Church, Sefton
Brown, Elizabeth (Ref) Washington N, Sunderland
Brown, Gareth J. (Con) Harpurhey, Manchester
Brown, George E. (Con) Doxford, Sunderland
Brown, Gillian M. (LD) St George Troopers Hill, Bristol

Brown, Ian P. (Lab) Bromley Cross, Bolton
Brown, James (LD) Glebe, Lincoln
Brown, Jim (Lab) Bandley Hill, Stevenage
Brown, John J. (Ind) Banbury Calthorpe, Cherwell
Brown, Jonathan (Lab) Grange, Gosport
Brown, Josh (Con) Byfleet, Woking
Brown, Karen J. (Con) Hengrove, Bristol
Brown, Kathryn A. (Ref) Millfield, Sunderland
Brown, Keith (Con) Hoddesdon N, Broxbourne
Brown, Lewis J. (Con) Hersham Village, Elmbridge
Brown, Lydia M. (Grn) Wallington, Fareham
Brown, Mark (OWL) Rural W, W Lancs
Brown, Martin A. (Grn) Bisley, Stroud
Brown, Michael E. (LD) Firth Park, Sheffield
Brown, Nigel P. (Con) Hengrove, Bristol
Brown, Oscar H. (Con) Mincinglake, Exeter
Brown, Peter (Ind) Chadderton C, Oldham
Brown, Phil (Ind) Horsley Hill, S Tyneside
Brown, Piers (Con) Cranborne Chs, Dorset
Brown, Priya I. (WEP) Kempshott, Basingstoke
Brown, Rhona (LD) Chorlton, Manchester
Brown, Richard J.S. (Lab) Leigh Park Hermitage, Havant
Brown, Robert G. (Con) Severn, Stroud
Brown, Ros (Grn) Ilkley, Bradford
Brown, Russell (Con) Worth Valley, Bradford
Brown, Ruth (LD) Royston Heath, N Herts
Brown, Sam (Lab) Yarborough, NE Lincs
Brown, Sandy (Con) Shenley, Brentwood
Brown, Simon (Ind) Morley N, Leeds
Brown, Stephen R. (Con) Holderness, Hull
Brown, Steve (Lab) Littlemoor, Dorset
Brown, Stuart W. (LD) Fratton, Portsmouth
Brown, Walter C. (Ind) Langdon Hills, Basildon
Brownbill, Luke J.E. (TUSC) Dore, Sheffield
Browne, Mark D. (LD) Grappenhall, Warrington
Browne, Paul (Ind) Darwen E, Blackburn
Browne, Ryan D. (LD) Hillside, Wokingham
Brownjohn, Catherine J. (Lab) Royston Palace, N. Herts
Bruce, Karen (Lab) Ardsley, Leeds
Bruce, Michael A. (Lab) Brownhills, Walsall
Bruce, Stuart (Lab) Morley N, Leeds
Bruce-Browne, Patricia (Lab) Whitton, Ipswich
Bruneau, Rebecca (Con) Tovil, Maidstone
Brunel-Walker, Marc (LD) Wokingham Without, Wokingham
Brunner, Juliet A. (Ind) Matchborough, Redditch
Brunning, Denise (Con) Stony Stratford, Milton Keynes
Brunskill, Elaine (TUSC) High Fell, Gateshead
Brunton, Judy M. (LD) Coleridge, Cambridge
Bruzda, Adam (LD) East, Peterborough
Bryan, Bill (Ind) Spital, Tamworth
Bryan, Ray (Con) St Leonard's, Dorset
Bryant, Heidi (Con) Boxley Downs, Maidstone
Bryant, Pamela M. (Con) Uplands, Fareham
Bryant, Stewart (Lab) Offa, N Herts
Bryant, Tynan J. (Lab) Forton, Gosport
Bryant, Val (Lab) Hitchin Bearton, N Herts
Brydon, Kevin (Lab) Cleadon, S Tyneside
Bryher, Anna (Grn) St George Troopers Hill, Bristol
Bryher, Rob (Grn) St George W, Bristol
Buchan, Sylvia J. (Grn) Nothenden, Manchester
Buckley, Christopher W. (Lab) Ryton, Gateshead
Buckley, George W. (Con) Craven, Bradford
Buckley, Neil A. (Con) Alwoodley, Leeds
Buckwell, Stephen (LD) Banbury Calthorpe, Cherwell
Buczkowska, Grace (Grn) Brooklands, Manchester
Budd, Geoff (Lab) Hedge End N, Eastleigh
Budgen, Kenneth A. (Con) Tatsfield, Tandridge
Budgen, Marjory (Con) Oxted S, Tandridge
Buhl-Nielsen, Angie (Grn) St Mary's, Adur
Buisson, Hollie C. (TUSC) Burngreave, Sheffield
Bulgin, Bruce G. (Con) Crookham W, Hart
Bull, Anne-Marie L. (Lab) Bede, Nuneaton
Bull, Dean (Grn) Sumners, Harlow
Bull, Dympna (Grn) Bacup, Rossendale
Bull, Julie A. (Grn) Sumners, Harlow
Bull, June (Grn) Barnack, Peterborough
Bullcock, Samantha (LD) North East, Barnsley
Bullcock, Steve (LD) Kingstone, Barnsley
Bullen, Andrew J. (Lab) Ashton-in-Makerfield, Wigan
Buller, Sarah A.C. (Ind) Maze Hill, Hastings
Bullett, Alex (Lab) Hotwells, Bristol
Bullion, Alan J. (Lab) Pantiles, Tun Wells
Bullock, Derek J. (Ind) Hulton, Bolton
Bullock, Fiona (Grn) Hazel Grove, Stockport
Bullock, John D. (Ref) Ormskirk W, W Lancs
Bullock, Les (Lab) Hawks Green, Cannock Chs
Bunker, Charles S. (Ref) Hitchin Bearton, N Herts
Bunker, Lee (Ref) Devonport, Plymouth
Bunn, John (TUSC) Fulwood, Sheffield
Bunner, Dan (Con) Battledown, Cheltenham
Bunyan, Paul (Lab) Killingworth, N Tyneside
Bunyan, Peter (Lab) Wickford Park, Basildon
Bunyan, Sally (Lab) Billericay East, Basildon
Buono, Roberto (Con) Thorpe, Runnymede
Buraglio, Annalisa (LD) Meriden, Watford
Burch, Tanya (Lab) Ordsall, Salford
Burcombe-Filer, Ben (Con) Bishopstoke, Eastleigh
Burden, Christopher S. (LD) Caversham, Reading
Burdett, Mark (TUSC) Poplar, Nuneaton
Burdfield, Anne-Marie (Grn) Locks Heath, Fareham
Burdis, Brian (Lab) Shiremoor, N Tyneside
Burge, Susan (Con) St John's, Worcester
Burgess, Christine J. (Ind) Theydon Bois, Epping Forest
Burgess, Clare E. (Grn) Tiptree, Colchester
Burgess, Frair L. (Con) Hook-with-Warsash, Fareham
Burgess, John E. (Grn) Rural North, Colchester
Burgess, Katie M. (Con) Blundellsands, Sefton
Burgess, Kayleigh (Confel) Shoeburyness, Southend
Burgess, Kevin (Lab) Burtonwood, Warrington
Burgess, Malcolm C. (Lab) Hutton East, Brentwood
Burgess, Rachel A. (Lab) Norreys, Wokingham
Burke Terson, Stuart J. (Con) Pitsea N.W, Basildon
Burke, Chris (Lab) Park, Lincoln
Burke, Ronald M. (Con) Grove Green, Maidstone
Burke, Sharon (Lab) Middleton Park, Leeds
Burkinshaw, Steven J. (Con) Dodworth, Barnsley
Burleigh, Meryl (Grn) St Stephen, St Albans
Burley, David J. (LD) Pemberton, Wigan
Burley, John P. (LD) Shevington, Wigan
Burne, Simon (Lab) Paddox, Rugby
Burnet, Harry (Lab) Stockwood, Bristol
Burnett, Adam R. (Con) Norton North, Halton
Burnett, Andrew P. (Con) Parklands, Newcastle
Burnett, Daniel A. (Con) Castle, Newcastle
Burnett, Louise F. (Con) Wath, Rotherham
Burnett, Simon L. (Con) Wath, Rotherham
Burnham, Robin (TUSC) Bewbush, Crawley
Burnham, Thomas G. (LD) Staplehurst, Maidstone
Burnicle, Chris (Con) St Chad's, Sunderland
Burns, Harry A.N. (Con) Manningham, Bradford
Burns, Peter (Con) Chipping Norton, W Oxon
Burns, Rebecca (Con) Sherborne W, Dorset
Burr, George E. (Con) Boughton Monchelsea, Maidstone
Burr, Graham J. (LD) Tattenham Corner, Reigate
Burrage, James (LD) St Nicolas, Adur
Burrows, John (TUSC) St Thomas, Portsmouth
Burrows, Les (Con) North Weald Bassett, Epping Forest
Burrows, Scott A. (Grn) St Chad's, Sunderland
Burt, Alice V. (Con) Thorpe Hamlet, Norwich
Burtenshaw, Sarah E. (Lab) Weetslade, N Tyneside
Burton, Andy (LD) Sidney Sussex, NE Lincs
Burton, Jamie (Ind) Wheatley, Rochford
Burton, Joanne (Con) Sarisbury, Fareham
Burton, Keith (Con) Rainbow Hill, Worcester
Burton, Peter R. (Ref) Darlaston N, Walsall
Burton, Richard A.J. (Grn) Lindley, Kirklees
Burton, Theresa L. (LD) Addlestone S, Runnymede
Bushell, Pat (Grn) Efford, Plymouth
Bushnell, Shelly (Lab) Langley Green, Crawley
Buskell, Nicola J. (LD) St Leonard's, Dorset
Busolini, Adrian G. (Grn) Bandley Hill, Stevenage
Butcher, Phoebe R.T. (Con) Mile End, Colchester
Butcher, Sarah (Grn) Welwyn W, Wel-Hat
Butler, Aliscia A.R. (Con) Walton S, Elmbridge
Butler, Cody J. (Con) University, Norwich
Butler, Gary (Ind) Shepway, Maidstone
Butler, George (Lab) Horwich N, Bolton
Butler, Scion E. (Grn) Billericay West, Basildon
Butler, Scott (LD) Nunnery, Worcester
Butler, Stephen M. (Con) Heaton, Bradford
Butter, Carol L. (Con) Colehill, Dorset
Butters, Timothy R. (LD) St Loye's, Exeter
Butterton, Stephen S. (Con) Hollington, Hastings
Butterworth, Andy (Lab) Copnor, Portsmouth
Butterworth, Lynn (Con) Kingsway, Rochdale
Butterworth, Peter H. (Grn) Brockham, Mole Valley
Buttironi, Giorgio (Con) Horley C, Reigate
Buttle, Tim (Con) St John's, Ipswich
Button, Brian E. (Lab) Billericay West, Basildon
Buxton, Andrew C. (TUSC) St Martin's, Basildon
Buxton, Bob (Yorks) Guiseley, Leeds
Buxton, Bob (Yorks) Little Horton, Bradford
Buxton, Claire J. (Yorks) Ardsley, Leeds
Buxton-Andrews, Mandy (Con) Churchill, Adur
Buxy, Saf (Grn) High Street, Maidstone
Byatt, David (Lab) St Peter's, St Albans
Byatt, Leah A. (TUSC) Hillsborough, Sheffield
Bye, Nigel R. (LD) Roebuck, Stevenage
Byford, Darren (Lab) Horbury, Wakefield
Byrne, Casey G.C. (Con) Coley, Reading
Byrne, Jon (Lab) Manor, Stockport
Byrne, Ross J. (Ind) Stanford W, Thurrock
Byrne, Thomas J. (WP) Castleton, Rochdale
Byron, Terry (Lab) Whiston, Knowsley
Bysshe, Claire (LD) Glinton, Peterborough
Bywater, Ben (Grn) Cam W, Stroud
Bywater, Malcolm T. (Con) Castleton, Rochdale

C

Caan, Kamran S. (Lab) Upper Stoke, Coventry
Cable, Simon L. (Ind) Ferndown N, Dorset
Cabral, Rachel M. (Grn) Bridges, Gateshead
Cabral, Ravi (Grn) Saltwell, Gateshead
Cabrera, Julian E. (Lab) Newtown, Exeter
Caddick, Mark A. (Lab) Smith's Wood, Solihull
Cade, Les (Con) Little Harwood, Blackburn
Cadman, Diane (Grn) Whickham N, Gateshead
Cadman, Dominic (LD) Chadderton N, Oldham
Cadwallader, Kevin (Ref) Bury E, Bury
Cadzow, Anna J. (Lab) Shenley, Brentwood
Cahill, Jonathan (LD) Sutton, Hull
Caiden, Paul (LD) Moreland, Gloucester
Cain, Adam (LD) Nailsworth, Stroud
Cain, Wendy A. (Lab) Dearne North, Barnsley
Caine, Charlie (Grn) Mile Cross, Norwich
Calascione, George S. (Grn) Clifton Down, Bristol
Calder, Simon J. (Con) London Colney, St Albans
Calderbank, Anne (Grn) Coppull, Chorley
Caldow, Michael (Grn) Grappenhall, Warrington
Callaghan, Emma (Lab) Pitsea N.W, Basildon
Callaghan, Gavin D. (Lab) St Martin's, Basildon
Callaghan, George W. (Con) Ottershaw, Runnymede
Callan, Naomi J. (LD) Thames Ditton, Elmbridge
Callanan, John (Con) Whickham N, Gateshead
Callanan, Joseph R. (Con) Birtley, Gateshead
Calland, Louise (Con) Bookham E, Mole Valley

Callender, Barrie G. (Lab) Emmbrook, Wokingham
Callender, Jean (LD) Chopwell, Gateshead
Callinan, John M. (Lab) Stonehouse, Stroud
Callow, Julie (Grn) Thorpe, Southend
Callow-Robinson, Bella (Lab) Hitchin Priory, N Herts
Calton, Mike (Lab) Sitwell, Rotherham
Calvert, Chris (Con) Horsforth, Leeds
Calvert, Michael D. (Grn) Pantiles, Tun Wells
Calvert, Sarah (LD) Worsbrough, Barnsley
Calvin Thomas, Gill (LD) Swanage, Dorset
Cambo, Alex (Ref) Minster, Lincoln
Cameron, Ian A. (Grn) Prestbury, Cheltenham
Cameron, John (LD) Moston, Manchester
Cameron, Marcus (Lab) Great Sankey N, Warrington
Cameron, Rhona (Lab) Baldock E, N Herts
Cammidge, Robert J. (Confel) West Shoebury, Southend
Campagna, Barry (CIIP) Canvey S, Castle Point
Campbell, Becky (Con) Breightmet, Bolton
Campbell, Claire M. (Grn) Bicester North, Cherwell
Campbell, Daniel P. (Con) Wolvercote, Oxford
Campbell, Gordon (Ind) Heaton, Bolton
Campbell, James (LD) Paulsgrove, Portsmouth
Campbell, John G. (Con) Linacre, Sefton
Campbell, Lorraine J. (Con) Tuffley, Gloucester
Campbell, Stuart A. (Ind) Hart, Hartlepool
Campbell, Trevor H. (Grn) Bicester West, Cherwell
Campion, Christine A. (LD) Pinhoe, Exeter
Campion-Smith, Clare (LD) Southmead, Bristol
Campion-Smith, Ian H. (LD) Southmead, Bristol
Candeland, Brian A. (Grn) Sharston, Manchester
Canessa, Andrew L. (Grn) Old Heath, Colchester
Canet-Espi, Mary M. (Con) Leigh, Southend
Canham, Gary (Con) Pitsea S.E, Basildon
Canning, Amanda D. (Con) Winyates, Redditch
Canning, Andy (LD) Dorchester W, Dorset
Canning, Sarah (Grn) Amberley, Stroud
Cannon, Richard (Grn) Bishop's Waltham, Winchester
Cannon, Tom (Con) Palace Wood, Maidstone
Cant, Jeff (Con) Evendons, Wokingham
Cantrill, Andrea (Grn) Tettenhall Wightwick, Wolverhampton
Cape, Colin S.E. (Con) Camp Hill, Nuneaton
Capon, Joe (Res) Hawkwell E, Rochford
Capon, Phil (Res) Hockley, Rochford
Capon, Tracy J. (Res) Hockley & Ashingdon, Rochford
Capucho Paulo, Rodrigo (Grn) Bucklow-St Martin's, Trafford
Caraivan, David G. (Con) Woughton, Milton Keynes
Carberry-Power, Dawn L. (LD) Gorse Hill, Trafford
Card, Leola J. (LD) St Mark's, Rushmoor
Carey, Julien R. (Con) Cotham, Bristol
Carey, Laura (LD) Hutton South, Brentwood
Carey, Moray W.M. (LD) Redhill E, Reigate
Cargill, James (LD) Moreland, Gloucester
Carine, John (Grn) Page Moss, Knowsley
Carleysmith, Stephen W. (Grn) Gaisford, Worthing
Carling, Sam (Lab) West Chesterton, Cambridge
Carlyle, Charlotte (Con) Compton, Plymouth
Carmichael, Arlette M. (Grn) Cannock Longford, Cannock Chs
Carmichael, Kerrie (Lab) Blackheath, Sandwell
Carmona, David (Ind) Newnham, Cambridge
Carnall, Kevin (TUSC) Brierley Hill, Dudley
Carnell, Allison (Con) Southcote, Reading
Carnell, Paul (Ref) Cannock Park, Cannock Chs
Carnell, Paul A. (Con) Caversham Heights, Reading
Carney, Adam R. (Con) Pendleton, Salford
Carney, David P. (Ref) Nunnery, Worcester
Carpenter, Ken (LD) St Peter's Parish, Worcester
Carpenter, Malc (Ind) Leigh C, Havant
Carpenter, Susan (LD) Rainbow Hill, Worcester
Carr, Ashley (Con) St Thomas, Exeter
Carr, Eddie (Ref) Horwich S, Bolton
Carr, Frank (Lab) Hitchwood, N Herts
Carr, James W. (Lab) Titchfield Common, Fareham
Carr, Lisa (LD) Wotton-under-Edge, Stroud
Carr, Siobhan M. (Lab) Burtonwood, Warrington
Carrington, Jack (Ind) Woodhouse, Sheffield
Carroll, Dennis (Lab) Sandhill, Sunderland
Carroll, John (Ref) Winstanley, Wigan
Carroll, Lynne (Ind) Denby Dale, Kirklees
Carroll, Sue (Con) Sale Moor, Trafford
Carruthers, Kerri (Con) Tadley, Basingstoke
Carson, Charlie (Con) Ham, Plymouth
Carter, Adam (Con) Chafford, Thurrock
Carter, Adam J. (LD) Brinsworth, Rotherham
Carter, Amanda L. (Con) Calverley, Leeds
Carter, Brian M. (Con) Todmorden, Calderdale
Carter, Charlotte R. (LD) Brinsworth, Rotherham
Carter, David F. (Con) Great Parndon, Harlow
Carter, David J. (Lab) Minchinhampton, Stroud
Carter, Dick (Lab) Shenley, Brentwood
Carter, Geraldine M. (Con) Brighouse, Calderdale
Carter, Iain D. (Con) Bletchingley, Tandridge
Carter, Joe (TUSC) Humberstone, NE Lincs
Carter, Ryan A.J. (Lab) New York, N Tyneside
Carter, Simon N. (Con) Mark Hall, Harlow
Carter, Sue (Con) Cove, Rushmoor
Carter, Toni L. (Con) Hawkwell E, Rochford
Carter, Wendy M. (Con) Netteswell, Harlow
Cartwright, Ben S. (Lab) Abbey, Cambridge
Cartwright, Sheila M. (Lab) Hednesford Pye Grn, Cannock Chs
Casaluci, Tony (Lab) Chigwell, Epping Forest
Case, Fiona L. (Grn) Bookham W, Mole Valley
Case, Louise (Res) Bletchingley, Tandridge
Casebourne, Michael V. (Con) Harestone, Tandridge
Case-Green, Stephen C. (Lab) Burstow, Tandridge
Casey, Keiran R. (Lab) Castle, Dudley
Casey, Robert S. (Grn) Sherborne E, Dorset
Cash, Barry J. (LD) Bishopston, Bristol
Cash, Olga (Grn) Chorley S.W, Chorley
Cash, Simon (Grn) Chorley N.E, Chorley
Cashinella-Vaughan, Jane N. (Ind) Failsworth W, Oldham
Casley, Nicholas J. (Grn) Peverell, Plymouth
Cassidy, Tom (Con) Hart, Hartlepool
Castle, David A. (Con) Painswick, Stroud
Castle, Linda S. (LD) Longlevens, Gloucester
Castle, Paul C. (Con) Pound Hill N, Crawley
Castles, Liam (Lab) South Park, Reigate
Cathcart, Rhyse L. (Lab) Radcliffe E, Bury
Cather, Rae (Grn) Witney C, W Oxon
Catlow, Nigel J. (Ind) Great Sankey N, Warrington
Caton Hughes, Helen R. (Lab) Dursley, Stroud
Caton, Asa (Cmty) Edgeley, Stockport
Caudwell, Stephen A. (Grn) Kingshurst, Solihull
Cavanagh, Karen (Lab) Harington, Sefton
Cave, Alice (Lab) Darton West, Barnsley
Cave, Rebecca A. (LD) Olney, Milton Keynes
Caves, Francis J. (LD) Hutton East, Brentwood
Cawdron, Keith W. (LD) Park, Sefton
Cawley, Steve (TUSC) Central, Peterborough
Cawte, Margarete (Con) Dines Green, Worcester
Chabral, Mary (Grn) Oxhey Hall, Three Rivers
Chacksfield, Mary J. (Con) Town Close, Norwich
Chadwick, Anne (Con) Winnersh, Wokingham
Chadwick, Gregory A. (LD) Filwood, Bristol
Chaffer-Swingler, Sarah (Lab) Central, Bristol
Chaffey, Nick (TUSC) Swaythling, Southampton
Chahal Holden, Rashni (Con) Grange Hill, Epping For
Chakawhata, Will (LD) Stour, Dorset
Chakraborty, Kaushik (Con) Broadheath, Trafford
Chalk, Mike (Con) North, Redditch
Challenor, Bryn (Con) Gornal, Dudley
Challinor, Dion (Ref) Birchwood, Warrington
Chalmers, David N. (LD) Letchworth S.W, N Herts
Chambers, Alastair (Ind) Matson, Gloucester
Chambers, Gavin (Con) Thorpe, Southend
Chambers, Lewis (LD) Nethermayne, Basildon
Chambers, Michael (SDP) Wath, Rotherham
Chambers, Robert K. (LD) Holywells, Ipswich
Chambers, Stephanie (Con) Quedgeley Fieldcourt, Gloucester
Chambers-Dubus, Tree (Lab) Moreland, Gloucester
Champion, Gary C. (Grn) Sewell, Norwich
Chan, Guan (Grn) Aldridge C, Walsall
Chanalaris, Rachel (LD) Wolverton, Milton Keynes
Chandler, Bradley K. (Con) Beeston, Leeds
Chandler, David M. (Con) St Thomas, Portsmouth
Chandler, Julie C. (LD) Leckhampton, Cheltenham
Chandler, Mike (LD) Lee Chapel N, Basildon
Chandler, Paul H. (Grn) South Park, Reigate
Chandler, Peter J. (LD) Skelmersdale N, W Lancs
Chandra, Deesha (Grn) Carpenders Park, Three Rivs
Chanse, Pat (Grn) Crawcrook, Gateshead
Chantkowski, Michal (Grn) Washington S, Sunderland
Chapeland, Ben (LD) St James', Tun Wells
Chaplin, Brian A. (Con) Swindon Village, Cheltenham
Chaplin, Karen (LD) Berechurch, Colchester
Chapman, Alex (TUSC) Cowley, Oxford
Chapman, Annette (Grn) Hebburn N, S Tyneside
Chapman, Anthony S. (Lab) Lingfield, Tandridge
Chapman, Bob (Grn) Canvey Winter Gdns, Castle Pt
Chapman, Dave (Grn) Wescott, Wokingham
Chapman, Dorothy (Con) Higher Irlam, Salford
Chapman, Ghazala (Con) Appleton, Warrington
Chapman, Jade (Con) Rushall-Shelfield, Walsall
Chapman, Jason (Con) Old Skelmersdale, W Lancs
Chapman, JohN W. (Con) Nether Edge, Sheffield
Chapman, Laurence J. (Lab) St Mary's, Castle Point
Chapman, Nigel C. (Lab) Headington Hill, Oxford
Chapman, Paul J. (Con) Wigan C, Wigan
Chapman, Roman (Con) St James's, Dudley
Chapman, Sam (Con) Clayton W, Chorley
Chapman, Scott (Con) Friar Park, Sandwell
Chapman, Steve (Lab) Marshwood Vale, Dorset
Chapman, Stuart R. (Ref) Bentley, Walsall
Chapple, John M. (LD) Hutton South, Brentwood
Charles, Joel R. (Con) Old Harlow, Harlow
Charles, Luke (Lab) Milby, Nuneaton
Charlesworth, Simon E. (Lab) West Pennine, Blackburn
Charlton, David C. (LD) Ottershaw, Runnymede
Charnock, Catherine (Ind) Failsworth E, Oldham
Charters, Jim (LD) Hartsholme, Lincoln
Charters, Josh (Lab) St James', Oldham
Charters, Larraine (Ref) Cunningham, St Albans
Chs, Lee M. (LD) Admirals, Rugby
Chasiya, Moreblessing (Lab) Canvey Winter Gdns, Castle Point
Chatburn, Kevin J. (LD) Tadley, Basingstoke
Chatterton, Kevin P. (Grn) Davyhulme, Trafford
Chaudhary, Md Mostakim (Con) Failsworth W, Oldham
Chaudhary, Saeed A. (Ind) Daneshouse, Burnley
Chaudhary, Samar A. (Lab) Hoe Valley, Woking
Chaudhry, Adnan (Lab) Tottington, Bury
Chaverra Valencia, Andrea (Grn) Alexandra, Oldham
Chaves-Sanderson, Richard (TUSC) Burmantofts, Leeds
Cheah, Hoong-Wai (Con) Godstone, Tandridge
Checklin, Alan N.H. (TUSC) Longford, Coventry
Cheeseman, Steven M. (Grn) Grove Green, Maidstone
Cheetham, Anne C. (Con) Greenfield, Rossendale
Cheetham, Toby (Con) Haslington, Rossendale
Chegwyn, Peter J. (LD) Forton, Gosport
Chelin, Jackie (LD) Park, Cheltenham
Chell, Alan R. (Con) High Street, Maidstone
Cheng, Vikkie (Con) Millbrook, Southampton
Chequer, Kelly (Lab) Southwick, Sunderland

Chering-Alves, Samet M. (Grn) Fratton, Portsmouth
Cherry, Mark D. (Lab) Banbury Ruscote, Cherwell
Cheshire, Bethany L. (Lab) Gleadless Valley, Sheffield
Chester, Laurence (Lab) Park Street, St Albans
Chesterfield, Rob (SDP) Middleton Park, Leeds
Chesterman, Alan (Lab) Hollybush, Wel-Hat
Cheung, Yat F. (Con) Hulme, Manchester
Chidler, Emma L. (Lab) Castle Bromwich, Solihull
Chidley, Jenny (Lab) Wednesbury S, Sandwell
Chikwere, Daphne N. (Con) Avonmouth, Bristol
Chilcott, Nigel (Con) Havant St Faith's, Havant
Child, Yvonne M. (Con) Wickford Park, Basildon
Chilton, Carol D. (LD) Lakenham, Norwich
Chilton, John M. (Grn) Bede, S Tyneside
Chinnery, Adam J. (Con) Hutton East, Brentwood
Chinthala, Anand R. (Con) Timperley N, Trafford
Chippendale, Caitlin (Lab) Whitworth, Rossendale
Chisholm, Alistair S. (Lab) Ouseburn, Newcastle
Chisholm, Colin (Con) Amberley, Stroud
Chisnall, Ian L. (LD) Boothstown, Salford
Chittenden, Ian S. (LD) Bearsted, Maidstone
Chiverton, Peter A. (Grn) Ottershaw, Runnymede
Chonzi, Claudius (Con) Hopwood Hall, Rochdale
Chopdat, Aadil (Grn) Audley, Blackburn
Chopra, Chandni (Ind) Heaton, Newcastle
Chopra, Vikas (LD) Heath Town, Wolverhampton
Chorley, Peter (Con) Rosedale, Broxbourne
Chotai, Perry (LD) Warlingham E, Tandridge
Choudhury, Arif H. (Lab) Milton, Portsmouth
Choudhury, Kamal (Lab) Bandley Hill, Stevenage
Chowdhury, Forhad (Lab) Roebuck, Stevenage
Chowdhury, Foysal A. (Con) Failsworth E, Oldham
Chowdhury, Md Nazrul (Con) Alexandra, Oldham
Chowdhury, Mitu (Con) Allington, Maidstone
Chowdhury, Nazmin (Lab) Bedwell, Stevenage
Chowdhury, Ruhid M. (Con) Waterhead, Oldham
Chowhan, Naveed T. (Ind) Waterhead, Oldham
Chraibi, Idriss (Grn) Burstead, Basildon
Christensen, Peter F.V. (Con) Pittville, Cheltenham
Christie, Alex (Lab) Hartley Wintney, Hart
Christopher, Angus (Con) Dorchester E, Dorset
Christopher, Bea (Lab) Bablake, Coventry
Christopher, Benjamin (IOA) Hinksey Park, Oxford
Christopher, Felicity (LD) Birchwood, Lincoln
Christopher, Simon J. (Con) Marshwood Vale, Dorset
Christopher, Una (Con) Bridport, Dorset
Chukwuma, Onyekachukwu I. (Con) Harrietsham, Maidstone
Church, Bob (Con) Buckhurst Hill W, Epping Forest
Church, Sam (TUSC) Katesgrove, Reading
Churchill, Sef (Grn) Eccleston, Chorley
Cieszowska, Agnieszka (TUSC) Manor Park, Rushmoor
Civil, David G. (LD) W. Purbeck, Dorset
Clancy, Julie-Anne L. (Con) Harrietsham, Maidstone
Clapham, Tim (Con) Norton Canes, Cannock Chs
Clapp, Robin V. (TUSC) Filwood, Bristol
Clapperton, Fiona M.D. (Grn) Shoeburyness, Southend
Clare, Andrew M. (Con) Letchworth S.W, N Herts
Clare, Andy (Ref) Chadderton S, Oldham
Clare, Barbara J. (TUSC) Shephall, Stevenage
Clare, Bryan D. (TUSC) Roebuck, Stevenage
Clare, John (Grn) Croston, Chorley
Clare, Nick (TUSC) Central, Bristol
Clare, Tom (Grn) Norton South, Halton
Clark Ribeiro, Ana (LD) Clifton, Bristol
Clark, Alex (Con) Harpenden W, St Albans
Clark, Ann (Lab) Leatherhead S, Mole Valley
Clark, Anne-Marie C. (LD) Easton, Bristol
Clark, Barbara A. (LD) All Saints, Cheltenham
Clark, Brian E. (LD) Loose, Maidstone
Clark, Bryan S. (Lab) Killingworth, N Tyneside
Clark, George (Con) Boultham, Lincoln
Clark, Jos (LD) Brislington W, Bristol
Clark, Joshua T. (Con) Forest Hall, N Tyneside
Clark, Judy (Lab) Finchampstead, Wokingham
Clark, Karen A. (Lab) Longbenton, N Tyneside
Clark, Laura (LD) Billericay East, Basildon
Clark, Lee J. (Confel) Kursaal, Southend
Clark, Merche (LD) Clifton Down, Bristol
Clark, Mia (Grn) Oxley, Wolverhampton
Clark, Nicky (Grn) Offa, N Herts
Clark, Oliver P. (Grn) Hindley, Wigan
Clark, Peter (Lab) Longmeadow, Stevenage
Clark, Shirley M. (Lab) Royston Heath, N Herts
Clark, Steve (Con) Norton, Dudley
Clark, Steven (Lab) Hill End, St Albans
Clark, Tom (Lab) South Lake, Wokingham
Clark, Ullakarin (Con) Wokingham Without, Wokingham
Clarke, Amanda M. (Lab) Dinnington, Rotherham
Clarke, Ben (Comm) Nelson, Norwich
Clarke, Bob (Con) Boothstown, Salford
Clarke, Catherine B. (TUSC) Freemantle, Soton
Clarke, Christopher R. (Lab) Eastwood Park, Southend
Clarke, Danny (L) Beechwood, Halton
Clarke, Emily J. (Lab) Bedminster, Bristol
Clarke, Gary R.M. (Grn) Hesters Way, Cheltenham
Clarke, Jeffrey S. (Con) St Nicolas, Nuneaton
Clarke, Karen J. (Lab) Kingsholm, Gloucester
Clarke, Margaret (Lab) Stonydelph, Tamworth
Clarke, Martin H. (Con) Old Hastings, Hastings
Clarke, Nigel J. (LD) Brentwood South, Brentwood
Clarke, Richard A. (Lab) Dormansland, Tandridge
Clarke, Sue (Con) Tressell, Hastings
Clarke, Susan V. (Con) Greenlands, Redditch
Clarke, Tash (Grn) Hartcliffe, Bristol
Clarke, Trevor (Grn) Longdendale, Tameside
Clarke, Uroy (LD) Broughton, Milton Keynes
Clarke-Taylor, Karen R. (LD) Oxhey, Watford
Clarkson, Christine H. (Con) Chells, Stevenage
Clarkson, David (Con) Hartsholme, Lincoln
Clarkson, Mary R. (Lab) Marston, Oxford
Classick, Sarah (LD) Hengrove, Bristol
Clay, Rico (LD) Fair Oak, Eastleigh
Clayden, Jon (LD) Hitchin Highbury, N Herts
Clayton, Brandon F. (Con) Astwood Bank, Redditch
Clayton, Daniel (Grn) Chadderton C, Oldham
Clayton, John R. (Grn) Normanton, Wakefield
Clayton, Kelvin C. (Grn) Bridport, Dorset
Clayton, Marjorie (Con) Wigan W, Wigan
Clayton, Mark (LD) Nothenden, Manchester
Clayton, Pippa (Ref) Baldock W, N Herts
Clayton, Shirley D. (Con) Beighton, Sheffield
Clear, Angela (LD) Southwick, Winchester
Cleary, Owen (Con) Warndon, Worcester
Cleary, Spencer J. (Ind) Brighton Hill, Basingstoke
Cleator, Ian (Lab) Tovil, Maidstone
Cleator, Maureen (Lab) Shepway, Maidstone
Clee, Isa (Grn) Severn, Stroud
Clelland, Brenda (Lab) Dunston, Gateshead
Clements, Adam P. (LD) Milton-under-Wychwood, W Oxon
Clements, Jane L. (Lab) Bicester East, Cherwell
Clements, Joanne S. (Grn) Coxford, Southampton
Clements, Michael A. (LD) Ferndown N, Dorset
Clements, Robin B. (Lab) Westway, Tandridge
Clements, Roy (Grn) Hoddesdon Town, Broxbourne
Clements, Yvonne B. (Con) Elmdon, Solihull
Clemson, Chris (Ref) Bristnall, Sandwell
Cliff, Pauline A. (LD) Brooklands, Trafford
Clifford, Emma (Grn) Barton, Gloucester
Clifford, Mark E. (Lab) Clayton W, Chorley
Clifford, Simon A.D. (LD) Chickerell, Dorset
Clifton, John H. (Grn) Berechurch, Colchester
Clifton, Richard (Con) Lockleaze, Bristol
Clifton, Ruth (LD) Royston Meridian, N Herts
Clifton, Sarah (LD) N. Meols, W Lancs
Cline, Deano (Res) Whyteleafe, Tandridge
Clinton, James R. (Con) Pedmore, Dudley
Clinton, Lisa M. (Con) Wollaston, Dudley
Clinton, Robert E. (Con) Quarry Bank, Dudley
Clinton, Sophie (Lab) Silksworth, Sunderland
Clitheroe, Laura J. (Grn) Gorse Hill, Trafford
Cloke, Jane (Lab) Bernards Heath, St Albans
Cloke, Sarah K. (LD) Brentwood West, Brentwood
Clough, Emma L. (Lab) Heneage, NE Lincs
Clough, Hugh (Grn) Newnham, Cambridge
Clough, Karl T. (Con) Ossett, Wakefield
Clouston, Euan (Lab) Barnoldswick, Pendle
Clubley, Louise E. (Con) Uplands, Fareham
Clucas, Flo (LD) Swindon Village, Cheltenham
Clune, Declan (TUSC) Sholing, Southampton
Clune, Jim (Con) Wormley, Broxbourne
Coates, Chris (Lab) Prettygate, Colchester
Coates, Dorothy (Lab) North East, Barnsley
Coates, Francesca (Lab) Hyde Godley, Tameside
Coates, Gail (Res) Hinchley Wood, Elmbridge
Coates, Mark E. (Lab) Hayling E, Havant
Coates, Patrick F. (Ind) Fant, Maidstone
Coates, Ruth (Lab) St Stephen, Worcester
Coates, Tom (Ref) Letchworth S.W, N Herts
Coats, Mick (Grn) Balderstone, Rochdale
Cobb, Ellen H. (Lab) Lye, Dudley
Coburn, Selena (Con) Hook, Hart
Cochran, Daniel (Yorks) Wakefield S, Wakefield
Cochran, Russ (Con) Northbrook, Worthing
Cochrane, Alison P. (Lab) St Luke, Winchester
Cockarill, Graham (LD) Yateley E, Hart
Cockayne, Shelley A. (LD) City, Sheffield
Cockburn-Price, Sarah E. (Con) Boulsworth, Pendle
Cocker, Warren S. (Grn) Etching Hill, Cannock Chs
Cockeram, Steve (Grn) St Peter's Parish, Worcester
Cockerham, David (Ref) Bearsted, Maidstone
Cockfield, David R. (Lab) Lansdown, Cheltenham
Cocking, Susan (Ind) Portland, Dorset
Cocks, Alan C. (LD) Coxheath, Maidstone
Coggins, Geraldine A. (LD) St Clement's, Oxford
Coggins, Peter C. (LD) Churchill, Oxford
Cohen, Barbara (Res) Buckhurst Hill E, Epping Forest
Cohen, Howard (LD) Holme Valley N, Kirklees
Cohen, Linda (LD) Wotton-under-Edge, Stroud
Cojocaru, Iurie (Ind) Laindon Park, Basildon
Colangelo, Fran (Ind) St John's, Tun Wells
Colangelo, Len (Ind) Southborough, Tun Wells
Colbourne, Andrea A.J. (Con) Hyde Godley, Tameside
Coldicott, Zoe (Con) Arboretum, Worcester
Cole, Amirah M. (Lab) Ashley, Bristol
Cole, Christopher I. (Lab) West, Peterborough
Cole, James (LD) Cranbrook, Tun Wells
Cole, Jen (Lab) Matson, Gloucester
Cole, Mark C. (LD) Church, Reading
Cole, Philip (Lab) Up Hatherley, Cheltenham
Cole, Steven P. (Ind) St George's, Castle Point
Coles, Alex (Ind) Bishop's Waltham, Winchester
Coles, Andrew S. (Lab) Witney C, W Oxon
Coles, Andy (Con) Fletton & Woodston, Peterborough
Coles, James B. (LD) North Jesmond, Newcastle
Coles, Pete (Lab) Briercliffe, Burnley
Coleyshaw, Gillian M. (Con) Langley, Sandwell
Colk, Brendon P.J. (Con) Firth Park, Sheffield
Colk, Brett (Con) Gleadless Valley, Sheffield
Collacott, Joan M. (Con) Heavitree, Exeter
Collett, James (TUSC) Barton, Gloucester
Collett, Jonathan M.T. (Con) Milby, Nuneaton
Collett, Neil M. (Ind) Keppel, Rotherham
Collier, David (Lab) High Street, Maidstone
Collier, Katie (Grn) Leopard Hill, Worcester
Colling, Patricia (Lab) Almondbury, Kirklees
Collinge, Adam J.H. (Con) Oxley, Wolverhampton
Collingham, Thomas R. (Con) Thurcroft, Rotherham
Collingham, Zachary A. (Con) Thurcroft, Rotherham
Collings, Sharon (Ref) Leigh C, Havant
Collins, Anne (Lab) Orrell, Wigan
Collins, Bex (Con) Hayley Green, Dudley

Collins, Christopher J. (Con) Stockingford E, Nuneaton
Collins, Dan (Con) Benhall, Cheltenham
Collins, Dave (Ref) Wickford N, Basildon
Collins, David W. (Nodesc) Molyneux, Sefton
Collins, Hayley (LD) Great Ashby, N Herts
Collins, Joanna M.M. (Lab) Beverley, Hull
Collins, Joanne C. (LD) Hitchin Bearton, N Herts
Collins, Louise (Con) St Mark's, Cheltenham
Collins, Mark (Ref) Bedhampton, Havant
Collins, Martin (Grn) Wallsend C, N Tyneside
Collins, Michael J.D. (LD) Benhall, Cheltenham
Collins, Michelle L. (Lab) South Elmsall, Wakefield
Collins, Patricia A. (Con) Aston, Rotherham
Collins, Sam S. (LD) Hitchin Highbury, N Herts
Collins, Tina A. (CCH) Crookham W, Hart
Collinson, Alison J. (LD) Boothferry, Hull
Collinson, Jillian R. (Con) Mayor, Salford
Collinson, Mark I. (LD) University, Hull
Colman, John H. (Lab) Hart Plain, Havant
Comber, Lynda M. (LD) St Margaret, Swindon
Comber, Rob (LD) Wescott, Wokingham
Compton-Burnett, Abigail (Con) Winklebury, Basingstoke
Conder, Angela M. (LD) Kingsholm, Gloucester
Connan, Cathy (Lab) Meriden, Solihull
Connell, Roy L. (LD) Litherland, Sefton
Connell, Tracy (LD) Lemington, Newcastle
Conner, Julia (LD) Longhill, Hull
Connolly, Cathy (Grn) Shevington, Knowsley
Connolly, Julie (Lab) Higher Blackley, Manchester
Connolly, Neil (Lab) Daresbury, Halton
Connolly, Pierce (Con) Goffs Oak, Broxbourne
Connolly, Tracy (Ref) Rossmere, Hartlepool
Connor, Paul W. (Grn) Cradley Heath, Sandwell
Connor-Bennett, Paula T. (First) Farnworth S, Bolton
Conquest, David W. (LD) Tadley North, Basingstoke
Constable, Josh (Lab) Eastleigh C, Eastleigh
Constable, Roger P. (Con) Hockley & Ashingdon, Rochford
Constanda, Florina E. (LD) Hutton North, Brentwood
Constant, Sophie M. (Grn) Weybridge St George's Hill, Elmbridge
Conway, Ann M. (Con) Spotland, Rochdale
Conway, Stephen R. (LD) Twyford, Wokingham
Conway-Murray, Grace L. (LD) Fringfords, Cherwell
Conyard, Richard J.W. (LD) Penenden Heath, Maidstone
Coogan, Jacqui (Lab) Wednesfield S, Wolverhampton
Cook, Abbie E. (Con) Hatfield Villages, Wel-Hat
Cook, Adam D. (Con) Bramley, Leeds
Cook, Claire L. (Lab) Coaley, Stroud
Cook, Colin (Lab) Holywell, Oxford
Cook, Gayle E. (Con) Wroughton, Swindon
Cook, Hayley L. (Ind) Quedgeley Severn Vale, Gloucester
Cook, James E. (Con) St Stephen, St Albans
Cook, Katherine F. (Lab) Manor House, Hartlepool
Cook, Kim (Lab) Castle Hill, Ipswich
Cook, Matthew J. (Lab) Brierley Hill, Dudley
Cook, Nicola A. (Grn) Fellgate, S Tyneside
Cook, Nicolas R. (Con) Oxted S, Tandridge
Cook, Robin D. (Con) Stour, Dorset
Cook, Samantha J. (Nodesc) Victoria, Sefton
Cook, Sue (Con) Wimborne Minster, Dorset
Cook, Terry (Lab) Dursley, Stroud
Cooke, Chris (Con) Mercian, Tamworth
Cooke, Chris (LD) Wescott, Wokingham
Cooke, Danny (Ind) Worsley Mesnes, Wigan
Cooke, Gary (Con) Leeds, Maidstone
Cooke, Joe (Lab) St Mary's, Castle Point
Cooke, Julie (Lab) Beaminster, Dorset
Cooke, Nicky (Ref) Moor View, Plymouth
Cooke, Rob (Con) Castle, Hastings
Cooksey, Hilary (Lab) Rixton, Warrington
Cookson, Zoe (Lab) Rainbow Hill, Worcester
Coolbergen, Adrian (Con) Brentwood South, Brentwood
Coomb, Toni B. (Con) Verwood, Dorset
Coombe, Bryn (LD) Didsbury E, Manchester
Coomber, Ann C. (Lab) Dunsmore, Rugby
Coomber, Lawrence (Lab) Bassett, Southampton
Coombes, Nicholas J. (LD) Westbury-on-Trym, Bristol
Coombes, Robin A. (Ind) Whiteleas, S Tyneside
Coombes, Sarah (Grn) Claygate, Elmbridge
Coop, Peggy (Ref) Blakenall, Walsall
Cooper, Alex (Grn) Hyde Werneth, Tameside
Cooper, Andrew V. (Grn) Newsome, Kirklees
Cooper, Andy (Con) Stonydelph, Tamworth
Cooper, Anthony J. (Con) Eastboro, Nuneaton
Cooper, Barrie G. (LD) Winterborne N, Dorset
Cooper, Beccy (Lab) Marine, Worthing
Cooper, Blake (Con) Chapelford, Warrington
Cooper, Charles (LD) Kearsley, Bolton
Cooper, Gareth (LD) Bridges, Gateshead
Cooper, Gary R. (Cit) Wyken, Coventry
Cooper, Gilly (Lab) Astwood Bank, Redditch
Cooper, Gordon J. (Lab) Bitterne Park, Southampton
Cooper, Hannah (Grn) Arboretum, Worcester
Cooper, Ian S. (Ref) Trinity, Tamworth
Cooper, Jo (Lab) St Michael's, Sunderland
Cooper, Louise C. (Lab) Cranborne Chs, Dorset
Cooper, Marie E. (Con) Leigh W, Wigan
Cooper, Martyn (LD) Harefield, Southampton
Cooper, Michael J.W. (Con) Portley, Tandridge
Cooper, Mike (Ref) Blackheath, Sandwell
Cooper, Paul C. (Con) Bearsted, Maidstone
Cooper, Robert C. (LD) Oakley, Basingstoke
Cooper, Rod (Con) St John's, Rushmoor
Cooper, Ros (TUSC) Ryton, Gateshead
Cooper, Steve (Lab) Trinity, Rochford
Cooper, Tracy (Ind) Blakenhall, Wolverhampton
Cooper, Zelanie S. (Ind) Lower Kingswood, Reigate
Cope, John P.A. (Con) Oatlands, Elmbridge
Cope, Kristine A. (Grn) Milby, Nuneaton
Cope, Richard J. (Grn) Milby, Nuneaton
Cope, Simon J. (Grn) Dewsbury West, Kirklees
Cope, Susan S. (Lab) Molesey W, Elmbridge
Cope, Tony (Con) Goodshaw, Rossendale
Copeland, Richard (Grn) Stanley, Wakefield
Copland, Robert G. (Lab) Milby, Nuneaton
Copp, Peter (Lab) S.E. Purbeck, Dorset
Copsey, Tim (PIP) St Michael's, Castle Point
Corby, Peter (Grn) Bamford, Rochdale
Corcoran, Jen (Lab) Kew, Sefton
Cordery, Reiss J. (Con) Barming Heath, Maidstone
Cordingley-Wiid, Davin (LD) Lawrence Hill, Bristol
Cordle, Bukky (CPA) Hitchin Bearton, N Herts
Cordle, Sid (CPA) Hitchin Walsworth, N Herts
Cordy, Matthew W.S. (Ind) Hilsea, Portsmouth
Core, Bryony A. (Grn) Bicester South, Cherwell
Corfield, Damian (Con) Sedgley, Dudley
Cornish, David G. (LD) Finchampstead, Wokingham
Cornish, Tippy (LD) Theydon Bois, Epping Forest
Cornwell, Dennis J. (Ref) Poplars, Warrington
Coronado, Jamie (CRA) Canvey S, Castle Point
Coronado, Praise (CRA) Canvey Winter Gdns, Castle Point
Corps, Darren A.J. (Lab) Waterloo, Havant
Corradi, Enrico (Con) Hillfields, Bristol
Corston, Nigel C. (Lab) Hillside, Adur
Cortes, Matt (PIP) Thundersley S, Castle Point
Cosgrove, Sam (Con) Washington W, Sunderland
Cosh, Marcia (Con) Randwick, Stroud
Cosier, Stephen J. (LD) Standlake, W Oxon
Costa-Krol, Vania (LD) Caversham Heights, Reading
Costelloe, Melina P. (Grn) Charlton Park, Cheltenham
Coster, Charles R. (Grn) Hampton Vale, Peterborough
Cotter, Adi (OWL) Burscough Town, W Lancs
Cotter, Katrin (Grn) Flixton, Trafford
Cotterell, Elaine (Lab) Hapton, Burnley
Cotterill, Luke D. (Lab) Old Warley, Sandwell
Cotterill, Steven M. (LD) Clayton, Bradford
Cottingham, Simon P. (LD) Warndon, Worcester
Cotton, Angela M. (Grn) Swaythling, Southampton
Cottrell, Mark R. (Con) Pitsea N.W, Basildon
Couch, Grace A. (Grn) Marden, Maidstone
Couchman, Marion (Lab) Spital, Tamworth
Coughlan, Tony (Grn) Woughton, Milton Keynes
Coulon, Jennifer J. (LD) Woodham, Runnymede
Coulson, Dan (LD) Witney W, W Oxon
Coulson, Michael J. (Lab) Bloxwich W, Walsall
Coulson, Michelle A. (LD) Witney N, W Oxon
Coulthard, Adam J. (Lab) Bramley, Basingstoke
Coupe, Diana (Con) Old Trafford, Trafford
Coupe, Jonathan R. (Con) Davyhulme, Trafford
Coupland, Mia (LD) Castle, Sunderland
Court, Katie L. (Grn) Bursledon, Eastleigh
Court, Luke (Con) Winyates, Redditch
Court, Mike (Ind) Pilkington Park, Bury
Court, Richard (Con) Kempshott, Basingstoke
Courtenay, James I. (Con) Chalkwell, Southend
Courtliff, Matty (Con) Wroughton, Swindon
Courtney, Caroline C. (LD) Tuffley, Gloucester
Courtney, Daniel (LD) Barton, Gloucester
Coutinho, Madalena (Con) Horbury, Wakefield
Coutts, Harry (Con) Eggardon, Dorset
Cowan, John (Con) Dewsbury East, Kirklees
Cowd, Gary (Ref) West Heath, Rushmoor
Cowdrey, Tricia (Ind) Shoeburyness, Southend
Cowell, Ann (Ind) Lea, Preston
Cowell, Jackie (Lab) Quarry Bank, Dudley
Cowell, Juan (Con) Baldock E, N Herts
Cowen, Sheila (Lab) Wath, Rotherham
Cowie, Brian (Con) Headland, Hartlepool
Cowles, Allen (Ref) Sitwell, Rotherham
Cowles, Richard T. (SDP) Chapel Allerton, Leeds
Cowley, Gordon W.F. (Con) Pilgrims Hatch, Brentwood
Cowley, Matt (Con) Harpenden S, St Albans
Cowley, Paul (Cit) Binley, Coventry
Cowley-French, Alice (Grn) Panshanger, Wel-Hat
Cowling, Ian (Yorks) Horsforth, Leeds
Cowton, Elizabeth D. (Con) Crofton, Wakefield
Cox, Anna L. (Con) Bridport, Dorset
Cox, Antonia (Con) St Barnabas, Winchester
Cox, Christian (Lab) Millbrook, Southampton
Cox, David (Grn) Sherrards, Wel-Hat
Cox, David R. (Her) Witney S, W Oxon
Cox, Heidi (Lab) Canvey S, Castle Point
Cox, Joe (Grn) Bargate, Southampton
Cox, Kathy (Ind) Harrietsham, Maidstone
Cox, Kirsty A. (LD) Hardway, Gosport
Cox, Martin A.R. (Ind) Grove Green, Maidstone
Cox, Pam (Lab) New Town, Colchester
Cox, Rachel L. (TUSC) Littlemore, Oxford
Cox, Steve (Lab) Camperdown, N Tyneside
Coxon, Christopher A. (Con) Ryton, Gateshead
Coxson, Samuel J. (TUSC) Hesters Way, Cheltenham
Cozens, Simon P. (Lab) Grange, Gloucester
Crabb, Richard H.G. (LD) Sherborne W, Dorset
Crabtree, Stuart K. (Grn) Norton Canes, Cannock Chs
Craddock, John C. (Ref) Park, Watford
Craddock, Pierre (LD) Prittlewell, Southend
Craddock, Richard J. (Con) Cannock Longford, Cannock Chs
Craft, Alastair M. (Lab) East Tilbury, Thurrock
Cragg, Julie A. (Con) Welwyn E, Wel-Hat
Cragg, Tad (Lab) Knellwood, Rushmoor
Craig, Bev (Lab) Burnage, Manchester
Craig, Curtiss R. (LD) Marfleet, Hull
Craig, David (Ref) St Peter's, Sunderland
Craig, Julie (Lab) Pontefract S, Wakefield
Craig, Kirsty J. (LD) Southville, Bristol

Craig, Timothy J. (LD) Windmill Hill, Bristol
Craigan, Ian M. (Lab) St Clement, Worcester
Crainer, Stuart G. (Lab) Thames, Wokingham
Cramoysan, Steve (LD) The Worthys, Winchester
Crampton, Anne (Con) Hartley Wintney, Hart
Crane, Mike (Res) Godstone, Tandridge
Cranston, Kelly (Con) Prince's End, Sandwell
Crapper, Joshua A. (TUSC) Woodhouse, Sheffield
Craske, Celia M. (LD) Harpurhey, Manchester
Craske, Mark A. (Lab) Hawkedon, Wokingham
Craven, Claire F. (LD) Garrison, Preston
Craven, Edward D. (LD) Brookfield, Preston
Craven, Olly (LD) Moorland, Lincoln
Crawford, Alex (Lab) Wellington, Rushmoor
Crawford, James D. (Grn) Bishopston, Bristol
Creed, Tony (Con) Norton, Dudley
Creedon-Gray, Sam (Grn) Fletton & Stanground, Peterborough
Crellin, Pam (Con) Leigh Park Hermitage, Havant
Crerar, Peter I.C. (Con) Aldershot Park, Rushmoor
Cresswell, Julian A. (Lab) Warlingham E, Tandridge
Cresswell, Sally A. (Lab) Stoke, Plymouth
Crew, Simon M.G. (Lab) Stockwood, Bristol
Crews, Kate (Grn) Cainscross, Stroud
Cripps, Jim (LD) Downhall, Rochford
Crisp, Gerry (LD) Yateley W, Hart
Critchley, Cecilia M. (Con) Bewsey, Warrington
Critchley, Kenneth (Con) Appleton, Warrington
Critchley, Mike (Ind) Harbourside, Gosport
Critchley, Paul R. (Con) Westgate, Gloucester
Croft, Charlotte L. (Con) Scartho, NE Lincs
Croft, Owen (TUSC) Netherton, Sefton
Croft, Samuel R. (Con) Galley Common, Nuneaton
Croft-Phillips, Hazel M. (LD) Uplands, Fareham
Crofts, Jamie (Con) Knebworth, N Herts
Crofts, Trevor R. (Con) Immingham, NE Lincs
Croke, Sarah L. (Grn) Norden, Rochdale
Crombie-Fisher, Brian C.D. (LD) Wigan C, Wigan
Crompton, Maria (Lab) Tividale, Sandwell
Crompton, Matthew J.A. (Con) Golcar, Kirklees
Cronshaw, David J. (Ind) Birley, Sheffield
Crook, Chris (Grn) Dorking N, Mole Valley
Crook, Molly I. (Grn) Dorking S, Mole Valley
Crook, Philip E (Ref) Shirley, Southampton
Cropp, Eloise S. (Grn) Cannock Longford, Cannock Chs
Cropper, Paul (Con) Radcliffe N, Bury
Crosbie, Denise M. (Nodesc) Roche N, Rochford
Crosby, Issac (LD) Darlaston N, Walsall
Cross, Alan (Lab) Hill Forts, Dorset
Cross, Andrew (Grn) Leopard Hill, Worcester
Cross, David (Con) St George's, Castle Point
Cross, Gillian C. (Lab) Beacon, Dorset
Cross, Lisa J. (Grn) Greenstead, Colchester
Cross, Malcolm R. (LD) Hamble, Eastleigh
Crossen, Peter (Con) Bramhall S, Stockport
Crossland, Barry E. (Grn) Elland, Calderdale
Crossley, Sylvia M. (First) Kearsley, Bolton
Crosswaite, Jack L. (Con) Pontefract N, Wakefield
Croston, Catherine M. (Ind) Wigan C, Wigan
Croston, Glenn (Con) Swinton Park, Salford
Crow, Andrew (LD) Stockwood, Bristol
Crow, Simon L. (Con) St Anne's, Colchester
Crowe, James I. (Grn) Brinsworth, Rotherham
Crowley, Kate (Grn) Rokeby, Rugby
Crowley, Mark R. (Con) Royston Heath, N Herts
Crowter, Liam T.D. (Lab) Baird, Hastings
Crowther, David (LD) Bewsey, Warrington
Croy, Andy (Lab) Wescott, Wokingham
Crozier, Christopher M. (Grn) Southwick, Sunderland
Cruddas, Anne M. (Lab) Lee West, Gosport
Cruddas, Julie E. (Lab) Battle Hill, N Tyneside
Crump, Carol (Con) Cheshunt S, Broxbourne
Crump, Pauline (Lab) Radipole, Dorset
Crumpton, Tim (Lab) Cradley N, Dudley
Cryer, Mitchell J. (Ind) Whittlefield, Burnley
Cryer, Norman (Ref) Halliwell, Bolton
Crystall, Alan (LD) Kursaal, Southend
Cuddihee, Chris (Lab) Sutton, Plymouth
Cufoglu, Kemal (Grn) Castle, Colchester
Cullen, Anne F. (Lab) Banbury Calthorpe, Cherwell
Cullen, Janet (Lab) Rickmansworth Town, Three Rivs
Cullen, Kirsty (LD) Flixton, Trafford
Cullen, Stephanie (Grn) Bixley, Ipswich
Cullens, Alan (Con) Clayton E, Chorley
Culley, Alexander C. (Ref) Eastleigh C, Eastleigh
Cullum, David H. (Lab) Barnwood, Gloucester
Cully, Jess D. (Lab) Elson, Gosport
Culshaw, Dave (Ind) Hindley, Wigan
Culshaw, Zack J. (Ind) Rowhill, Rushmoor
Cummins, Paul P. (Lab) Church, Sefton
Cummins, Stephen J. (LD) Belfairs, Southend
Cundliffe, Eric W. (Con) Hayling E, Havant
Cundy, Dave (Lab) Grappenhall, Warrington
Cunliffe, Scott (Grn) Cliviger, Burnley
Cunningham, Lou (Grn) Armley, Leeds
Cunningham, Lynn (LD) Batchwood, St Albans
Cunningham, Simon M. (Lab) Bolton, Bradford
Cunnington, Phil (Con) Norreys, Wokingham
Curati, Peter (Grn) Holyrood, Bury
Curley, Rachel (Lab) Wotton-under-Edge, Stroud
Curnock, Charles A. (LD) Exwick, Exeter
Curran, Alexandra J. (Con) Sidney Sussex, NE Lincs
Curran, Tyrone S. (Con) Heneage, NE Lincs
Currey, Elizabeth M. (Con) Keppel, Rotherham
Currie, Sid (Ind) Keppel, Rotherham
Currier, Annie (Lab) Hartsholme, Lincoln
Curry, Paul (TWA) Rusthall, Tun Wells
Cursham, Susan (Con) Stroud C, Stroud
Curthoys, Richard P. (Con) Park Street, St Albans
Curtis, Daniel A. (Lab) Canvey E, Castle Point
Curtis, Dee (Confel) Milton, Southend
Curtis, Graham R. (Con) Weddington, Nuneaton
Curtis, Harry W. (Con) Old Town, Stevenage
Curtis, Katie E. (Lab) Canvey S, Castle Point
Curtis, Matt (Lab) Campbell Park, Milton Keynes
Curtis, Rhiannon S. (Grn) Cleadon, S Tyneside
Cusack, Phil (Lab) Weaste, Salford
Custerson, Jaime A. (Ind) Charles Dickens, Portsmouth
Cusworth, Victoria (Lab) Kilnhurst, Rotherham
Cutcher, Martyn (Grn) Berkeley Vale, Stroud
Cuthbert, Martin L. (LD) Warley, Brentwood
Cuthbert, Nicky (LD) Shenley, Brentwood
Cutler, James M. (Con) Thundersley S, Castle Point
Cvetkovic, Ljubisa (Con) Bulkington, Nuneaton

D

Da Costa, Nikki (Con) Arbury, N Herts
Dabbs, Steve (Ref) Tividale, Sandwell
Dack, Sophie (Con) Dinnington, Rotherham
Dad, Allah (Con) Central, Hyndburn
Dad, Munsif (Lab) Spring Hill, Hyndburn
Dadd, Mary E. (Con) Ongar, Epping Forest
Daffin, Chris (LD) Burstead, Basildon
Dagg, Lynne S. (Lab) St Anne's, Sunderland
Dagg, Michael (LD) Southwick, Sunderland
Dahdouh, Fraser (Lab) Cainscross, Stroud
Dahl, Mia E. (Lab) Hawkhurst, Tun Wells
Daji, Aziz (Ind) Batley East, Kirklees
Dale, Alex (Con) Brockmoor, Dudley
Dale, Benjamin T.H. (LD) Hunslet, Leeds
Dale, Gary A. (Ref) Prince's End, Sandwell
Dale, Steven J. (LD) Redhill, Sunderland
Dallat, Matthew A. (Grn) Southchurch, Southend
Dallimore, Sandy L.J. (Con) Bicester East, Cherwell
Dally, Ann (Lab) South Lake, Wokingham
Dalton, Iain A. (TUSC) Gipton, Leeds
Dalton, Michaela (Con) South Lake, Wokingham
Dalton, Ruta (Con) Werrington, Peterborough
Daly, Adam M. (Con) Hillmorton, Rugby
Dalzell, Jamie L. (LD) West Chesterton, Cambridge
Damesick, Peter J. (Res) Oxted N, Tandridge
Damms, Tony (Ind) Southey, Sheffield
Dams, Kieran (Nodesc) Blundellsands, Sefton
Danese, Laura (Lab) Birchwood, Lincoln
Dangerfield, Steve (TUSC) Old Town, Barnsley
Daniel, Sarah (Lab) Wordsley N, Dudley
Daniel, Simon (Lab) Kingswinford S, Dudley
Daniells, Malcolm R. (Con) Locks Heath, Fareham
Daniels, Aaron (Lab) Lower Wick, Worcester
Daniels, Ian M. (Con) Nailsworth, Stroud
Daniels, Mark (SDP) Ardsley, Leeds
Daniels, Veronica R. (Con) Easton, Bristol
Danver, Michael R. (Lab) Old Harlow, Harlow
Dapp, Francisca J. (Lab) Pilgrims Hatch, Brentwood
Dara, Muhammed A.R. (Con) Coldhurst, Oldham
Darby, Gill (Grn) Greets Green, Sandwell
Darby, Scott (Con) W. Ecclesfield, Sheffield
Darke, Eddie (Lab) Longbenton, N Tyneside
Darke, Linda (Lab) Longbenton, N Tyneside
Darke, Paul A. (Grn) Park, Wolverhampton
Darke, Shirley (Con) Hucclecote, Gloucester
Darling, Andrew J. (Lab) Thundersley S, Castle Point
Darling, Deborah C. (Lab) St Thomas, Exeter
Darnley, Frank M. (Lab) Brighouse, Calderdale
Darrah, Lynne M. (Con) Goudhurst, Tun Wells
Darrall, James E.R. (Grn) Northbrook, Worthing
Darwan, Hanifa (Ind) Dewsbury South, Kirklees
Das, Sujata (Con) Horley W, Reigate
Daulton, James A. (Lab) Launton, Cherwell
Daultrey, Jennifer (Lab) Sturminster Newton, Dorset
Davenport, Peter (Con) Chorley S.W, Chorley
Davey, Ian A. (Grn) Goring, Worthing
Davey, Mike (Lab) Petersfield, Cambridge
David, John M. (Ref) Emsworth, Havant
Davidson, Peter (Con) Halton Lea, Halton
Davidson, Susan (LD) Stocksbridge, Sheffield
Davies, Adam (Con) Brierley Hill, Dudley
Davies, Allan R. (Lab) Fryerns, Basildon
Davies, Andrew (Ref) Hale Barns, Trafford
Davies, Ashleigh O. (Grn) St Paul's, Cheltenham
Davies, Chris (Grn) Biddick, S Tyneside
Davies, Claire (Grn) Webheath, Redditch
Davies, David O.H. (Con) Wokingham Without, Wokingham
Davies, Debbie (Con) Baildon, Bradford
Davies, Eloise J. (TUSC) Lower Wick, Worcester
Davies, Gerald (Lab) Blandford, Dorset
Davies, Harry (LD) Chorleywood S, Three Rivers
Davies, Jack (Ref) Waterhead, Oldham
Davies, Mark P. (TUSC) Dines Green, Worcester
Davies, Martin R. (Free) Warley, Calderdale
Davies, Michael J. (Ref) Hoyland Milton, Barnsley
Davies, Mike (AGS) Chapel Allerton, Leeds
Davies, Naomi E. (LD) Loughton Forest, Epping For
Davies, Patrick (Lab) St Bartholomew, Winchester
Davies, Paul (Con) Unsworth, Bury
Davies, Peter J. (LD) Avenue, Fareham
Davies, Richard (Lab) Thames, Reading
Davies, Simon P. (Con) Horfield, Bristol
Davies, Stephanie (Grn) Great Sankey N, Warrington
Davies, Stephen F. (Con) Bisley, Stroud
Davies, Stuart (Grn) Headless Cross, Redditch
Davies, Tom P. (Con) Portchester Wicor, Fareham
Davies, Tony (Lab) Little Hulton, Salford
Davies, Vicky (LD) Pilgrims Hatch, Brentwood
Davies-Scott, Benjamin W. (Con) Copt Hill, Sunderland
Davies-Small, Nell (Lab) Freeland, W Oxon
Davis, Adrienne (TUSC) St Paul's, Cheltenham
Davis, Alan J. (Con) Benhall, Cheltenham
Davis, Byron C. (Ind) Coney Hall, Gloucester

Davis, Cath (Ind) Preston, N Tyneside
Davis, Emma (Grn) Sholing, Southampton
Davis, Gary J. (Lab) Grange, Gloucester
Davis, Harry P. (Con) Wallington, Fareham
Davis, Kate (Lab) Marine, Adur
Davis, Kevin M. (Con) Heathlands, Woking
Davis, Robert (Lab) Sumners, Harlow
Davis, Sarah S. (TUSC) Woodlands, Coventry
Davis, Scott (Con) Banister, Southampton
Davis, Simon G. (Lab) Hardway, Gosport
Davison, Roger N. (LD) Ecclesall, Sheffield
Davy, Benjamin J. (TUSC) Plympton Chaddlewood, Plymouth
Daw, Michael J. (Grn) Royds, Bradford
Dawber, Matt (Lab) Douglas, Wigan
Dawber, Nicola H. (Grn) Loose, Maidstone
Dawber, Thomas A. (Grn) Headcorn, Maidstone
Dawe, Julie (Grn) Marine, Worthing
Dawes, Anne (Ind) Boughton Monchelsea, Maidstone
Dawes, Stephen C. (Con) North Jesmond, Newcastle
Dawkins, Hayden A. (Con) Humberstone, NE Lincs
Dawkins, Hazel J.E. (Lab) Kingshurst, Solihull
Dawlings, Tom (Con) Hawkhurst, Tun Wells
Dawodu, Ola (Con) Fryerns, Basildon
Dawson, Andrew J. (LD) Hawkhurst, Tun Wells
Dawson, Chris (Yorks) Pontefract N, Wakefield
Dawson, Conor (Con) Coppull, Chorley
Dawson, David (Con) Droylsden W, Tameside
Dawson, Elaine (LD) Rawmarsh E, Rotherham
Dawson, Frank (LD) Shirley S, Solihull
Dawson, Hannah L. (Lab) Brighton Hill, Basingstoke
Dawson, Jim (Lab) Swinton, Salford
Dawson, Paul C. (Con) Lockleaze, Bristol
Dawson, Paul J. (Grn) Almond Hill, Stevenage
Day, Andrew D. (Grn) Blunsdon, Swindon
Day, Ashley (Con) Windmill Hill, Bristol
Day, Chris (LD) Battledown, Cheltenham
Day, David (Con) Orsett, Thurrock
Day, George S. (Con) Redland, Bristol
Day, Julie (Lab) Tynemouth, N Tyneside
Day, Keith (Lab) Hedge End S, Eastleigh
Day, Sarah (Lab) Monkseaton, N Tyneside
Day, Thomas W. (Lab) St John's, Rushmoor
Days, Samantha (WEP) Crumpsall, Manchester
De Boiserie, Pieter H.M. (LD) Emmer Green, Reading
De Chazal, Katrina (Ref) Freemantle, Southampton
De Goguel, Constantine (Gen) Heene, Worthing
De Goguel, Nellie (Grn) Castle, Worthing
De Jong, Melanie C. (LD) Hawkedon, Wokingham
De Kort, Paul D. (LD) Harpenden E, St Albans
De Medici, Harry E. (Con) Moreland, Gloucester
De Peyer, Antony F. (Lab) Wonston, Winchester
De Rivaz, Kirstie J.M. (LD) Rosedale, Broxbourne
De Sousa, Susana M.P. (IOA) Northfield Brook, Oxford
De Tourtoulon, Jean (LD) Leigh, Southend
De Vincenzo, Jemma L. (LD) Reigate, Reigate
Deakin, Mark A. (Ref) Hednesford Grn Hth, Cannock Chs
Deakin, Zak C. (Lab) Sale C, Trafford
Dean, Alan (Ref) Hawks Green, Cannock Chs
Dean, Christopher C. (Her) Oxted N, Tandridge
Dean, Elaine (Con) Hough Green, Halton
Dean, Gary J. (Lab) Weybridge St George's Hill, Elmbridge
Dean, Gordon R. (LD) Wensum, Norwich
Dean, Liam J. (Con) North Manor, Bury
Dean, Mark C. (Lab) Oxted S, Tandridge
Deans, Sarah (Grn) West Bromwich C, Sandwell
Deans, Terry (Ind) St Budeaux, Plymouth
Dearden, Andrew J. (Grn) Bramhall S, Stockport
Dearden, Marcus P. (Lab) Bingley, Bradford
Dearden, Sue (Lab) Hitchin Priory, N Herts
Dearing, Tracy M. (Lab) Newington, Hull
Dearson, Michael (PIP) Tarpots, Castle Point
Debenham, Mick (Lab) Letchworth S.E, N Herts
Dedden, Lindsey (LD) Verwood, Dorset
Dedman, Patricia M. (Lab) Ingatestone, Brentwood
Dedman, Peter G. (Lab) Blackmore, Brentwood
Dee, Donna (TUSC) Bargate, Southampton
Dee, Paula L. (Con) Tuffley, Gloucester
Deeney, Gemma M. (Grn) West Leigh, Southend
Deepth, Don (Con) Marshalswick W, St Albans
Dehar, Bahadur S. (Lab) Tettenhall Wightwick, Wolverhampton
Dehler, Thomas (Grn) Monkseaton, N Tyneside
Delamere, Susan J. (Ref) Fant, Maidstone
Delaney, Ashley (Ind) Carholme, Lincoln
Delargy, James (Grn) Britannia, Rossendale
Delves, Lesley (LD) Norwood, Sefton
Demaj, Albert (Con) Gainsborough, Ipswich
Denham, Lynn (Lab) Cathedral, Worcester
Dennett, Paul (Lab) Mayor, Salford
Denning, Karl (Lab) Castle, Dudley
Dennis, Elizabeth (Lab) Hitchin Walsworth, N Herts
Dennis, Michael E. (Con) Hoober, Rotherham
Dennis, Susan (Lab) Molesey E, Elmbridge
Denny-Stubbs, David J. (Con) Bandley Hill, Stevenage
Dent, Melanie S.J. (TUSC) Redlands, Reading
Derbyshire, Morgan W. (Con) Letchworth Norton, N Herts
Desai, Salim (Lab) City Centre, Preston
Desayrah, Jill (Lab) Warndon, Worcester
Desayrah, Sunil (Lab) Leopard Hill, Worcester
Devaney, Sarah (Con) Podsmead, Gloucester
Dever, Megan (Lab) Roby, Knowsley
Devereux, Mark (Grn) Astley Bridge, Bolton
Devine, Colin (Lab) Norbury, Stockport
Devlin, George (Lab) Gorse Hill, Trafford
Devoy, Tony (Yorks) North East, Barnsley
Dews, David A. (Ref) Wrenthorpe, Wakefield
Dews, Howard G. (Yorks) Cross Gates, Leeds
Dexter, Darrin A. (Grn) Welwyn E, Wel-Hat
Dhanipersad, Sita (TUSC) Sutton, Plymouth
Dhelaria, Jeet (Con) Peartree, Wel-Hat
Dhesi, Parminder (Con) Soho, Sandwell
Dhillon, Balbir K. (Lab) Birchwood, Warrington
Dhillon, Kuldeep S. (Lab) Birchwood, Warrington
Dhillon, Sarnjit K. (Lab) Camp Hill, Nuneaton
Dhindsa, Rajinder L. (Lab) Park, Watford
Dhyani, Pav (LD) Rickmansworth Town, Three Rivers
Diallo, Aliou (Con) Firth Park, Sheffield
Diamond, Caron (Con) Purbrook, Havant
Diamond, Ian J. (Ind) Fellgate, S Tyneside
Dias, Domingos S. (Lab) Central, Swindon
Diaz, Lisa (Grn) Wigan C, Wigan
Dibben, Lester M. (Nodesc) Shaftesbury Town, Dorset
Dibble, Keith (Lab) North Town, Rushmoor
Dicicco, Tony (Con) Meriden, Solihull
Dicken, Elizabeth (LD) Denton, Newcastle
Dickens, Julia A. (Con) Fallings Park, Wolverhampton
Dickens, Pete (Con) Wednesfield S, Wolverhampton
Dickenson, Cynthia M. (Grn) Featherstone, Wakefield
Dickenson, Peter (Con) Littlemoor, Dorset
Dickie, Paul (Lab) Rural S, W Lancs
Dickie, Sonya (Lab) Felling, Gateshead
Dickinson, Jean (Con) Leigh C, Wigan
Dickinson, Michael J. (LD) Walcot, Swindon
Dickson, Iain B.M. (Grn) Gossops Green, Crawley
Dickson, Lee (TUSC) Monkseaton, N Tyneside
Dickson, Tanya (Grn) Peartree, Wel-Hat
Dieng, Aziz (TUSC) Bassett, Southampton
Diggins, Lizzy (Lab) Carfax, Oxford
Dignan, Fiona F. (LD) Finchampstead, Wokingham
Dillon, Andrew P. (Grn) Molesey E, Elmbridge
Dillon, Steve (Ref) Urmston, Trafford
Dilworth, Alastair (Lab) Hiltingbury, Eastleigh
Dimitrii-Simone, Ravern B. (TUSC) Mount Hermon, Woking
Dimitrov, Georgi (Con) Sewell, Norwich
Dimond, Alexi (Grn) Gleadless Valley, Sheffield
Dinley, Will (Con) Fant, Maidstone
Dinoff, Martin (LD) Alexandra, Oldham
Dinsdale, Charles N. (Con) St Andrew's, Hull
Dirik, Elena (Lab) Clifton, Bristol
Disken, Bernard T. (LD) Dewsbury South, Kirklees
Ditta, Allah (Con) Nunnery, Worcester
Ditta, Nadia N. (TUSC) Bevois, Southampton
Ditta, Sabina K. (Ind) Palfrey, Walsall
Ditta, Shazad (Con) Warndon, Worcester
Dix, Karen (Lab) Harton, S Tyneside
Dixey, Mark (TUSC) Beighton, Sheffield
Dixon, Deniece N.V. (Lab) Lockleaze, Bristol
Dixon, Gill (Lab) Baildon, Bradford
Dixon, Jonny (LD) Mosborough, Sheffield
Dixon, Josh (Ref) Brownhills, Walsall
Dixon, Laurie (PIP) Thundersley S, Castle Point
Dixon, Matthew P. (Con) Stocksbridge, Sheffield
Dixon, Michael H.M. (Con) Appleton, Castle Point
Dixon, Sarah (Grn) Stroud Uplands, Stroud
Dixon, Tracey A. (Lab) Whitburn, S Tyneside
Dixon, Warren M. (LD) Norreys, Wokingham
Dobb, Peter W. (Con) Belle Vale, Dudley
Dobie, Iain A.P. (LD) College, Cheltenham
Dobie, John G. (Con) Heaton, Newcastle
Dobson, Catherine F. (SDP) Killingbeck, Leeds
Dodd, Craig A. (LD) Monument, Newcastle
Dodd, Elle (Lab) Manor Castle, Sheffield
Dodd, John (LD) Meols, Sefton
Dodd, Kate (Grn) Wakefield S, Wakefield
Dodson, Chris (LD) Park, Reading
Dodwell, Eithne (Grn) Queensbury, Bradford
Dolan, Moria (Con) Great Sankey S, Warrington
Dole, Barbara (Lab) Gawthorpe, Burnley
Dolman, Ted (LD) Kingswood, Hull
Dommett, Zoe E. (Con) Pantiles, Tun Wells
Donaghy, Paul (Ref) Washington S, Sunderland
Donald, Graham C. (LD) Avonmouth, Bristol
Donald, Julian M. (LD) Tettenhall Regis, Wolverhampton
Donaldson, Iain (LD) Hopwood Hall, Rochdale
Donalson, Jack (Con) Lemington, Newcastle
Donegan, Andy (Grn) Derringham, Hull
Dongo, Munoz A. (Con) Banbury Hardwick, Cherwell
Donin, Michael (LD) Durrington, Worthing
Donkin, Steven B. (LD) Pallion, Sunderland
Donnallie, Melody E. (Grn) Chadsmoor, Cannock Chs
Donne, Eleanor M. (TUSC) Fryerns, Basildon
Donnelly, Jim (TUSC) Westwood, Coventry
Donnelly, Sean (Lab) Cherryfield, Knowsley
Donnelly, Stuart (Con) Gorse Hill, Trafford
Donoughue-Smith, Taylor (Lab) Preston Rural N, Preston
Donovan, Catherine (Lab) Lobley Hill, Gateshead
Doolin, Lyndsey (Nodesc) Ford, Sefton
Doolin, Neil A. (Grn) Church, Sefton
Dore, Gareth (Con) Charlbury, W Oxon
Dore, Joe (Ind) Sherwood, Tun Wells
Dorian, David J. (Con) Highfield, Halton
Dormer, Matthew (Con) Webheath, Redditch
Dorrington, Nicholas L. (LD) Eastney, Portsmouth
Dorsett, Steve (Con) Pyrford, Woking
Dos Santos, Nicola J. (Grn) Temple Newsam, Leeds
Doubell, Sylvia K. (LD) Bishopsworth, Bristol
Dougal, Brian (Con) Cheadle Hulme S, Stockport
Doughty, Jane (Con) Witney W, W Oxon
Douglas, Charlie (Con) Hilsea, Portsmouth
Douglas, Julie E. (LD) Hillmorton, Rugby
Douglas, Sandy (Lab) Littlemore, Oxford
Douglas-Brown, Rosie C. (TUSC) Northfield Brook, Oxford

Douglas-Hamilton, Laura C. (Con) Hitchin Priory, N Herts
Douglass, Gillian (LD) Goudhurst, Tun Wells
Doust, Roger J.C. (Con) Basing, Basingstoke
Dowd, Timothy P. (Lab) Rothwell, Leeds
Dowdle, John L. (Ref) Tudor, Watford
Dowling, Greg (Lab) Hengrove, Bristol
Dowling, Monica S. (Lab) Monkston, Milton Keynes
Dowling, Simon M. (Lab) Harewood, Leeds
Down, Jason S. (Grn) Newport Pagnell N, Milton Keynes
Downes, Anthony G. (TUSC) Bablake, Coventry
Downes, Roxanne D. (Lab) Priory Heath, Ipswich
Downey, Josie (Grn) Southcote, Reading
Downie, John (Con) Bridge, Ipswich
Downing, Tony (Lab) Mosborough, Sheffield
Downs, Geoffrey M. (Con) Rotherham E, Rotherham
Downs, Hayley J. (Con) Bede, Nuneaton
Downs, Lee (Con) Heath, Nuneaton
Dowson, Tim (Grn) West Fenham, Newcastle
Doyle, Nick (TUSC) Nelson, Portsmouth
Doyle, Nikki (TUSC) Cosham, Portsmouth
Drabble, Gerry (Ref) Hill Head, Fareham
Drabble, Owen D. (Ref) Hill Head, Fareham
Dragotoniu, Andre S. (Ref) Ferndown N, Dorset
Dragusin, Ed (Lab) Rosedale, Broxbourne
Drake, Lucy M. (LD) Rushmere, Ipswich
Drake, Peter (Lab) Coseley, Dudley
Draper, Cristina (LD) Plympton St Mary, Plymouth
Draper, Dennis S. (LD) Eggbuckland, Plymouth
Draper, Jim (Lab) Crossways, Dorset
Draper, Tom (Lab) Loughton Forest, Epping Forest
Dray, Robin R. (Con) Lodge, Rochford
Drazaic, Mia (Lab) Park, Sheffield
Drean, Jonathan (Con) Budshead, Plymouth
Drennan, Jean (Lab) Ashton St Michael's, Tameside
Dresser, David S. (Grn) Temple Newsam, Leeds
Dresser, Jayne L. (Ref) Killingbeck, Leeds
Drew, David (Lab) Stroud C, Stroud
Drew, Jeffrey J. (Ind) Old Heath, Colchester
Drewery, Colin (Grn) Sedgley, Dudley
Driscoll, Paddy (Grn) Moorland, Lincoln
Driver, Byran (Grn) Plympton St Mary, Plymouth
Driver, Judith (Lab) Bacup, Rossendale
Driver, Piers (Grn) Plymstock Dunstone, Plymouth
Drogman, Nikki B. (Con) Canvey N, Castle Point
Druce, Carrie (Lab) Southchurch, Southend
Drucquer, Rachael K. (Grn) Bingley, Bradford
Drummond, Davey (Lab) Monkseaton, N Tyneside
Drury, Alexander F.R. (Grn) Cheadle W, Stockport
Dryden, John (LD) Gleadless Valley, Sheffield
Dubois, Alain (Con) Molesey E, Elmbridge
Ducaleh, Abdiaziz N. (Lab) Broomhill, Sheffield
Duckworth, Daniel (Con) Ashton, Preston
Duckworth, Harold (Grn) Longholme, Rossendale
Duckworth, Jean (Grn) Helmshore, Rossendale
Dudd, Kye D. (Lab) Southmead, Bristol
Dudley, Matt (Con) Wollaston, Dudley
Dudson, Alan (Ind) Etching Hill, Cannock Chs
Duduta, Gabriel (LD) Park, Watford
Duerden, Helen (Lab) Dukes, Sefton
Dufferwiel, Liam (Grn) St Peter's, Sunderland
Dufficy, Gerard B.M.J. (Lab) Shirley E, Solihull
Duffield, Anita P.K. (Lab) Canvey N, Castle Point
Duffield, Brendan P. (Lab) Canvey N, Castle Point
Duffield, Greg (LD) Stantonbury, Milton Keynes
Duffin, Jack S. (Ind) Orsett, Thurrock
Duffy, Bridget (Lab) Offa, N Herts
Duffy, Simon (Grn) Batley East, Kirklees
Dugan, Steve (Con) Hill Head, Fareham
Dugdale, Sam (Grn) Heatons North, Stockport
Duggan, Daniel S. (LD) Low Fell, Gateshead
Duggan, Julie M. (Res) Lingfield, Tandridge
Duggan, Lynda (LD) Winlaton, Gateshead
Duggan, Tim (Con) Cotham, Bristol
Duggan, Winifred N.C. (TUSC) Ifield, Crawley
Duggins, George (Lab) Longford, Coventry
Dugmore, Ant (Grn) Norton, Dudley
Duhan, Vikram S. (Lab) Maiden Erlegh, Wokingham
Duke, Antony (LD) Barton, Salford
Duke, Ehren (Con) Stoke, Plymouth
Dukes, Sarah (Grn) Warndon, Worcester
Dumbleton, Carie-Anne (LD) Rokeby, Rugby
Dunbar, Paul A. (Nodesc) Sudell, Sefton
Duncalfe, Des (First) Radcliffe W, Bury
Duncan, Lesley F. (TUSC) Stoke, Plymouth
Duncan, Liz (Lab) Bramley, Rotherham
Duncan, Oisin (TUSC) Hunslet, Leeds
Duncan, Sandra (Lab) Westoe, S Tyneside
Duncan, Steve (Con) Darwen S, Blackburn
Duncan, Vicki (LD) Latchford E, Warrington
Dundas, Ben (Grn) Didsbury E, Manchester
Dundas, Carole J. (Grn) Rural N.E, W Lancs
Dunford, Glenda (LD) Leigh C, Havant
Dunk, Carl A. (Grn) Baildon, Bradford
Dunleavy, Patrick J.W. (Con) Warden Hill, Cheltenham
Dunlop, Victoria C. (Con) Hitchin Walsworth, N Herts
Dunlop, Will (Con) Hitchin Highbury, N Herts
Dunn, Alex (Con) Culverden, Tun Wells
Dunn, Bob (Con) Blackheath, Sandwell
Dunn, Jennie (Con) Quarry Bank, Dudley
Dunn, Richard (Con) Barnes, Sunderland
Dunne, Cara A. (Lab) Sumners, Harlow
Dunne, Jodi (Lab) Bush Fair, Harlow
Dunne, Neill (TUSC) Northwood, Knowsley
Dunnett, Mandy (Lab) Hednesford Grn Hth, Cannock Chs
Dunning, Brian F. (LD) Blundellsands, Sefton
Dunseith, Jean (Con) Chickerell, Dorset
Dunstan, Rob (Lab) Sutton, Hull
Duran, Claudio (Con) Sandridge, St Albans
Durant, Peter (LD) West Moors, Dorset
Durant-Taylor, Danielle L. (Grn) Sandridge, St Albans
Durcan, Tony (Lab) Little Parndon, Harlow
Durling, Philip K. (Ref) Longmeadow, Stevenage
Durnell, Pete (Ref) Great Bridge, Sandwell
Durrans, Danielle (Lab) Ovenden, Calderdale
Durrans-Cross, Tom (Lab) Lindley, Kirklees
Durrant, Alan (Lab) Harbourside, Gosport
Durston, James (Con) Letchworth S.E, N Herts
Durston, Lisa A. (Lab) Filwood, Bristol
Durugo, Christian (Lab) Tattenhoe, Milton Keynes
Dust, Ian (Lab) Flamstead End, Broxbourne
Dutton, Maggie (Lab) Nailsworth, Stroud
Dwyer, Christian D. (TUSC) St Paul's, Cheltenham
Dwyer, Matthew R. (Lab) Birley, Sheffield
Dwyer, Sebastian (Grn) St Anne's, Colchester
Dyer, Dominic (LD) Tattenhoe, Milton Keynes
Dyer, John (Con) Havant St Faith's, Havant
Dyer, Tony (Grn) Southville, Bristol
Dyke, Stephen (Lab) Clifton, Rugby
Dylan, Tom (Grn) Walkden S, Salford
Dyson, James (Grn) Devonport, Plymouth
Dyson, Karen (Lab) Stairfoot, Barnsley

E

Eade, Jack (Grn) Heavitree, Exeter
Eades, Philip M. (Ind) Swanage, Dorset
Eagle, Derek R. (Grn) Headcorn, Maidstone
Eagle, John (Lab) Bridges, Gateshead
Eagle, Steve (Lab) Ashtead Park, Mole Valley
Eaglestone, Paul (Con) Hailey, W Oxon
Eagleton, Bob (Ind) Manor House, Hartlepool
Eales, Abbie (Lab) Fareham Town, Fareham
Ealey, David C. (Ref) Central, Watford
Eardley, Graham (Ref) Pelsall, Walsall
Earl, Ivor R. (Con) Canvey Winter Gdns, Castle Point
Earle, Adele L. (LD) Alverstoke, Gosport
Earle, Gary (Lab) Herongate, Brentwood
Earle, Richard P. (LD) Elson, Gosport
Earley, Genny (Grn) Stonesfield, W Oxon
Earley, Peter G. (Lab) Forest Hall, N Tyneside
Earp, Tracey (Ref) Great Lever, Bolton
Easby, Nick (LD) Berkeley Vale, Stroud
Eastaugh, Paul R. (Lab) Winnersh, Wokingham
Easterbrook, Lynnette (Lab) Horley C, Reigate
Easterby-Smith (Grn) Withington, Manchester
Easters, Freddie (LD) Carholme, Lincoln
Easton, Simon D.M. (Grn) Leeds, Maidstone
Eastty, Phil (Ind) Rixton, Warrington
Eaton, Dylan A. (Con) Halton Castle, Halton
Eaton, Graham (LD) Campbell Park, Milton Keynes
Eaton, Jimmy (Lab) Bacup, Rossendale
Eaton, Jonathan J. (Lab) Alverstoke, Gosport
Eaves, Stewart T. (Lab) Church, Hyndburn
Ebanks, Saskia (Grn) Rowley, Sandwell
Eccles, Cat (Lab) Wollaston, Dudley
Eccles, Ian (Con) N. Meols, W Lancs
Eccles, Jon (Grn) Hillfields, Bristol
Eddy, Richard S. (Con) Bishopsworth, Bristol
Edemakhiota, Stanley F. (Con) Langdon Hills, Basildon
Eden, Noah T. (TUSC) Ecclesall, Sheffield
Eden, Timothy J.R. (Grn) Milton-under-Wychwood, W Oxon
Edey, Philip M. (LD) Victoria, Southend
Edey, Suzanna M. (LD) Westborough, Southend
Edge, Ewan (Ind) Hollinwood, Oldham
Edgeworth, Paul (LD) Sandhill, Sunderland
Edgoose, Natalie (Grn) Prettygate, Colchester
Edmonds, Dave (Con) Spencer's Wood, Wokingham
Edmunds, Jon (Grn) Randwick, Stroud
Edwards, Adam (LD) Hatfield C, Wel-Hat
Edwards, Alicia (Con) Culcheth, Warrington
Edwards, Allan D. (PIP) Thundersley S, Castle Point
Edwards, Benjamin J. (LD) Bletchley W, Milton Keynes
Edwards, Brian E. (Grn) Northaw, Wel-Hat
Edwards, Claire (Lab) Coton, Rugby
Edwards, Craig A. (LD) Waterside, Pendle
Edwards, Emma (Grn) Bishopston, Bristol
Edwards, Gary (Lab) Bushbury N, Wolverhampton
Edwards, Harrison M. (Con) Letchworth Grange, N Herts
Edwards, Ian (Lab) Priory Vale, Swindon
Edwards, John P. (Ref) Redbridge, Southampton
Edwards, Laura J. (Con) Chineham, Basingstoke
Edwards, Mark L. (Con) Sowerby Bridge, Calderdale
Edwards, Matt (Grn) Tong, Bradford
Edwards, Nikki (LD) W. Middleton, Rochdale
Edwards, Paul (Ind) Elmdon, Solihull
Edwards, Peter (LD) Plymstock Dunstone, Plymouth
Edwards, Richard (Grn) Eggardon, Dorset
Edwards, Sarah J. (Grn) Osney, Oxford
Edwards, Steve (Lab) Brockmoor, Dudley
Edwards, Tim (Con) Fratton, Portsmouth
Edwards, Tony (Lab) Passmores, Harlow
Edwards, Vicky (Con) Gade Valley, Three Rivers
Edwards-Hughes, David (Con) Witney S, W Oxon
Edwardson, Charles P. (LD) Woodhouse, Sheffield
Edwyn-Jones, Virginia (Con) Shaftesbury Town, Dorset
Efde, Rosalind H. (Con) Foulness, Rochford
Eglinton, Kate (Lab) Westbrook, Warrington
Eisenhandler, Dan (Grn) Freeland, W Oxon
Ekbery, Bernard J. (Grn) Longsight, Manchester
Ekins, Lauren (Grn) Eastwood Park, Southend
Elbourne, Martin E.K. (LD) Meadvale, Reigate
Elcoate, Vicki (Grn) Blackmore Vale, Dorset
Eldergill, Francis (Lab) Long Ditton, Elmbridge
Eldred, Natalie (Lab) Mersea, Colchester
Eldridge, Jon (Grn) Bishopsworth, Bristol
Elekolusi, Akin (Lab) Longmeadow, Stevenage
Elgar, Jane R, (Lab) Shipley, Bradford

Elger, Ryan K.G. (Grn) Eastleigh N, Eastleigh
Ellacott, Julian M. (Con) Central, Bristol
Ellahi, Minaam (WP) Milkstone, Rochdale
Ellesmere, David T. (Lab) Gipping, Ipswich
Ellinas, Theo (Con) Matchborough, Redditch
Ellinger, Matthew J.R. (Con) Hitchin Oughton, N Herts
Elliott, Alexander J. (Con) Carfax, Oxford
Elliott, Kevin (Grn) Mash Barn, Adur
Elliott, Rob (Ind) Greasbrough, Rotherham
Elliott, Rosie (Ref) Wallsend N, N Tyneside
Elliott, Susan A. (LD) Tong, Bradford
Elliott, Vera (LD) Monkseaton, N Tyneside
Elliott-Boult, Helen (Ind) Rodborough, Stroud
Ellis, Angus A. (Lab) Park, Peterborough
Ellis, Caroline (LD) Scartho, NE Lincs
Ellis, Christopher J. (TUSC) Broadfield, Crawley
Ellis, Glyn (Grn) St Peter's, Cheltenham
Ellis, Hannah R. (Con) Great Parndon, Harlow
Ellis, Ian D. (LD) Hetton, Sunderland
Ellis, Jackie (Lab) Alwoodley, Leeds
Ellis, Janice S. (LD) Ryhope, Sunderland
Ellis, Jim (Ind) Hindley, Wigan
Ellis, Mark (Lab) Preston, N Tyneside
Ellis, Mark S. (LD) Southborough, Tun Wells
Ellis, Michael (Ref) Silksworth, Sunderland
Ellis, Michaela L. (Con) Lyme, Dorset
Ellis, Rhys G. (Con) Gipping, Ipswich
Ellis, Tina L. (Con) Avenue, Fareham
Ellis-Dale, Tim (LD) Barnes, Sunderland
Ellison, Paul S. (Con) Healey, Rochdale
Ellum, Tom (Lab) Heene, Worthing
Ellwood, James R. (LD) Burngreave, Sheffield
Elms, Stephen L. (Lab) Hendon, Sunderland
El-Safty, Nic (Lab) Holywells, Ipswich
Elsey, Gavin A. (First) Wittering, Peterborough
Elsey, Linda D. (Ref) Aughton, Rotherham
Elson, Jo (Grn) Hednesford Hills, Cannock Chs
Elson, Kevin G. (Grn) Brereton, Cannock Chs
Elson, Stacie (Con) Willenhall N, Walsall
Eltringham, Deolinda M. (Grn) Hitchin Bearton, N Herts
Elvin, Paul (LD) Easton, Bristol
Elvish, Liam A. (LD) Chertsey Riverside, Runnymede
Emberson, Bill (Lab) Thundersley N, Castle Point
Emberson, Helen L. (Lab) Thundersley N, Castle Pt
Emerson-Miller, Anne (Lab) Ottershaw, Runnymede
Emery, Sue (Lab) Poulton N, Warrington
Emmanuel, Ekoumba B. (Con) Royds, Bradford
Emmerson, Loyd L. (LD) East Marsh, NE Lincs
Emms, Aaron D. (Con) Tipton Green, Sandwell
Emms, Patricia I. (Con) St Paul's, Sandwell
Emms, Stephen L. (Con) Smethwick, Sandwell
Emo, Ivor C. (Con) Cliviger, Burnley
Emraz, Jade (LD) Abbeymead, Gloucester
Endean, Peter (Ref) Plympton Erle, Plymouth
Enever, Richard (Lab) Ingatestone, Brentwood
England, Kate (Lab) Stonesfield, W Oxon
Englar, Michelle (LD) Allington, Maidstone
Englefield, Jack (Ind) Titchfield Common, Fareham
Englefield, Lisa G. (Her) Elson, Gosport
English, Clive A. (LD) High Street, Maidstone
English, Ian C. (Lab) St Alphege, Solihull
Enifer, Rebecca C. (Grn) Brizes, Brentwood
Enright, Duncan S.T. (Lab) Witney E, W Oxon
Entwistle, Jennifer (Grn) Heaton, Bolton
Epps, Gareth D. (LD) Stonesfield, W Oxon
Eriobuna, Chuck (Con) Penketh, Warrington
Erlam, Jesse S.J. (Lab) St Clement's, Oxford
Errington, Nicholas A. (LD) Shipley, Bradford
Errock, Paul B. (Ind) Saddleworth S, Oldham
Esat, Ismail E. (Ind) Little Harwood, Blackburn
Escalante-Callejo, Carmen (Grn) Roby, Knowsley
Escalante-Callejo, Jade (Grn) Swanside, Knowsley
Escombe, Clare L. (TWA) Hawkhurst, Tun Wells
Escorcio Rodgrigues Soares, Andre (LD) Lower Stoke, Coventry
Essel, Aaron (Ind) Upper Stoke, Coventry
Estelle, Lorraine (Grn) St Bartholomew, Winchester
Etchells, Mark A. (LD) Gaisford, Worthing
Etherington, Dave (Ref) Havant St Faith's, Havant
Etherington, Mark R. (Grn) Braybrooke, Hastings
Etienne, Mark (Con) Eastboro, Nuneaton
Eulogio, Joseph (Lab) Belle Vale, Dudley
Evans, Annette (LD) Harestone, Tandridge
Evans, Ashley J.R. (LD) Warley, Calderdale
Evans, Ben (Lab) Merry Hill, Wolverhampton
Evans, Bettina (Con) College, Cheltenham
Evans, Brian J. (LD) Dearne North, Barnsley
Evans, Christopher D. (Con) Cam W, Stroud
Evans, Claire A. (Grn) Harewood, Leeds
Evans, Cormac M. (LD) Esher, Elmbridge
Evans, Crispin (Grn) St Gabriel's, Knowsley
Evans, Daniel M. (TUSC) Hotwells, Bristol
Evans, Dave (LD) Whyteleafe, Tandridge
Evans, David J. (Ind) Leigh W, Wigan
Evans, David L. (Lab) Winnersh, Wokingham
Evans, David M. (Con) Pantiles, Tunbridge Wells
Evans, Dylan (Ref) Farnworth N, Bolton
Evans, Edward J. (TUSC) Ham, Plymouth
Evans, Ewan R. (Con) Stockingford W, Nuneaton
Evans, Gareth P. (Ind) Belfairs, Southend
Evans, George D. (Con) Barkham, Wokingham
Evans, Isaac (Lab) Ashley, Bristol
Evans, Keith I. (Ind) Blenheim Park, Southend
Evans, Maya A. (Ind) Hollington, Hastings
Evans, Michael A. (Ind) Blackbird Leys, Oxford
Evans, Richard (LD) Castle Bromwich, Solihull
Evans, Simon G. (Ref) Ormskirk E, W Lancs
Evans, Sylvia (Con) Grange, Gloucester
Evans, Thomas (Lab) City, Sheffield
Evans, Valerie (Lab) Fallings Park, Wolverhampton
Evans, Vanessa J. (Con) St Mary's, Adur
Evans, Will (Lab) Bulmershe, Wokingham
Eve, Joseph O. (Con) Whyteleafe, Tandridge
Eveleigh, Rosalind S. (LD) Stalbridge, Dorset
Everall, Roly (LD) Cunningham, St Albans
Everdell, Graham S. (LD) Park Gate, Fareham
Evison, Martin P. (SDP) South Jesmond, Newcastle
Ewin, Mike (LD) Harbourside, Gosport
Ewington, Mark A. (Comm) Sopwell, St Albans
Eynon, Chris (Ref) Redhill, Sunderland
Eysenck, Neil J. (LD) Eggardon, Dorset
Eytle, Becky (LD) Finchampstead, Wokingham
Eze, Walter (Con) Willenhall S, Walsall
Ezzard, Beryl R. (LD) Wareham, Dorset

F

Facey, Andy (Con) Martin's Wood, Stevenage
Facey, Bret R. (Con) Longmeadow, Stevenage
Facey, Victoria L. (Con) Bandley Hill, Stevenage
Fadra, Mohiyouddin (Con) Barton, Gloucester
Fahy, Jacqui (Lab) Barton, Salford
Fairbairn, David A. (LD) Town Close, Norwich
Fairbourn, Sim J. (Grn) Wroughton, Swindon
Fairhurst, Debbie (Ind) Shevington, Wigan
Fairhurst, Gareth W. (Ind) Standish, Wigan
Fairhurst, Liz (Con) Bedhampton, Havant
Fairhurst, Rebekah S.M. (LD) Queens Park, Bolton
Fairweather, Andy (Con) Cranbrook, Tun Wells
Fairweather, Lisa J. (Con) Norreys, Wokingham
Faiz, Munazza (Lab) Leigh C, Havant
Falat, Ingrid (Grn) Goodshaw, Rossendale
Fallows, Caitlin E. (Grn) South Chafford, Thurrock
Fallows, Daniel D. (Grn) Grays Riverside, Thurrock
Fang, Roy (Con) Fleet C, Hart
Fanning, James L. (Con) Leggatts, Watford
Fanthom, Chris (Ref) Rowley, Sandwell
Faragher, Paul J. (Con) Warley, Brentwood
Farah, Abdi (Lab) Lockleaze, Bristol
Faraji, Viorica (Con) Netherton, Dudley
Fardeen, Aswadul I. (SocLab) Matson, Gloucester
Fardoe, James (Lab) Matchborough, Redditch
Fareham, John L. (Con) Bricknell, Hull
Farid, Qaiser (Grn) Ravensthorpe, Peterborough
Farina, Jonathan (TWA) Southborough, Tun Wells
Farley, Adrian S. (Grn) Keighley West, Bradford
Farley, Jennifer C. (Grn) Admirals, Rugby
Farmer, Gary (LD) Lye, Dudley
Farmer, Julie F. (Lab) St Mark's, Cheltenham
Farmer, Lee A. (Con) Moortown, Leeds
Farmer, Mike (Lab) St Peter's, Cheltenham
Farndon, Stephen J. (Ind) Broadheath, Trafford
Farnworth, Shona (LD) Medlock Vale, Oldham
Farooq, Saqib M. (First) Hargate, Peterborough
Farquharson, Alex (Con) Longmeadow, Stevenage
Farquharson, James W. (Con) Radipole, Dorset
Farr, Chris (Res) Godstone, Tandridge
Farr, Sue (Lab) Glinton, Peterborough
Farr, Sue (Res) Burstow, Tandridge
Farrer, Neil (Ref) St Michael's, Sunderland
Farrimond, Martin J. (Con) Atherton S, Wigan
Farrington, Bill (Grn) Kempshott, Basingstoke
Farrington, James (Lab) Abbots Langley, Three Rivs
Farrington, Sue (Con) Lymm N, Warrington
Farrow, Ed (Grn) Longlevens, Gloucester
Farrow, Shaun (Ref) Upper Gornal, Dudley
Farwell, Mark A. (Lab) Baffins, Portsmouth
Fatemi, Pashang (LD) Hatfield E, Wel-Hat
Fatima, Arbab K. (Con) Crumpsall, Manchester
Faulkner, Carl (Ind) Spotland, Rochdale
Faulkner, Jack (Lab) Park, Tun Wells
Faulkner, Maura (Lab) St John's, Tun Wells
Faulkner, Roger (Con) Freeland, W Oxon
Faulkner-Hatt, Madison G. (Lab) St Laurence, Southend
Faultless, Peter D. (Ref) Paddock, Walsall
Fawcett Reilly, Chloe (Grn) Chirton, N Tyneside
Fawcett, Clare L. (Ref) Eastleigh S, Eastleigh
Fay, Audrey E. (Lab) Fellgate, S Tyneside
Fazal, Mohammed S. (Grn) Central, Hyndburn
Fealty, Mick (Lab) Stroud Valley, Stroud
Fearnley-Whittingstall, Gail A, (Con) Chalford, Stroud
Featherstone, Rachel S. (Grn) Silksworth, Sunderland
Featonby, Christopher (LD) St George W, Bristol
Fedorov, Boris (WP) Temple Cowley, Oxford
Feeley, Brandon M. (Lab) Washington S, Sunderland
Fell, Rachel (Lab) Timperley N, Trafford
Fellman, Neil J. (Ind) Whitchurch, Basingstoke
Fellows, Geoff (Ind) Penketh, Warrington
Fellows, James A. (Lab) Fort Fareham, Fareham
Felstead, Bob (Con) Wharfedale, Bradford
Felton, Sally (Grn) Adlington, Chorley
Fenn, Stephen J. (LD) Clayton W, Chorley
Fennell, Anne (Lab) Ormskirk W, W Lancs
Fenner, Chaz (Con) Bretton, Peterborough
Fenner, Keith O. (LD) Frome Vale, Bristol
Fenton, Ellen (Lab) Bristnall, Sandwell
Fenton, Helen (Grn) Chalford, Stroud
Fenton-Glynn, Josh (Lab) Calderdale, Calderdale
Ferguson, Iain J. (Grn) Daresbury, Halton
Ferguson, irene (Lab) Kursaal, Southend
Ferguson, Jack (Lab) St Martin's, Basildon
Ferguson, Jackie (Lab) Airedale, Wakefield
Ferguson, John A. (Lab) Emmbrook, Wokingham
Ferguson, Nardia (Lab) Easton, Bristol
Ferguson, Peter A. (Grn) Keighley Central, Bradford
Ferlez, Eva (LD) Oatlands, Elmbridge
Fernandes, Alexis (Con) Callerton, Newcastle
Fernandes, Ana R. (Lab) Rodbourne Cheney, Swindon
Fernandes, Emma (Lab) Letchworth Grange, N Herts
Fernandes, Lourenco S. (Con) Central, Swindon
Fernandes, Princia J. (Lab) Gorse Hill, Swindon
Fernandes, Vintur (Nodesc) Central, Swindon

Fernando, Lucian (Ref) Silverhill, Hastings
Feroz, Asad (Grn) Barkham, Wokingham
Ferraro, Antony J. (Lab) Hook-with-Warsash, Fareham
Ferrier, Dale J. (Con) Trinity, Burnley
Fetherston, Anne B. (Grn) Manningham, Bradford
Fido, Matthew T. (Con) Moorland, Lincoln
Field, Adrian J.P. (Lab) Badger Farm, Winchester
Field, Karen A. (Grn) Rural S, W Lancs
Field, Michelle L. (Con) Passmores, Harlow
Field, Rob (LD) Grove Green, Maidstone
Field, Robin (Grn) Wensley Fold, Blackburn
Field, Russell D. (LD) Bablake, Coventry
Field, Sarah J. (Grn) Benhall, Cheltenham
Field, Sarah J. (Ind) Garforth, Leeds
Field, Sebastian R. (LD) Podsmead, Gloucester
Field, Vicki (LD) Kingsway, Gloucester
Fielding, Katrina L. (Lab) Darwen E, Blackburn
Fielding, Linda (LD) Dearne South, Barnsley
Fieldsend-Roxborough, Andrew P. (LD) Headless Cross, Redditch
Finch, Abi (Grn) St George C, Bristol
Finch, Amy E. (LD) Codicote, N Herts
Finch, Josh (Cit) Cheylesmore, Coventry
Finch, Julian (Lab) Skelmersdale S, W Lancs
Finch, Mark J. (Ind) Crosland Moor, Kirklees
Finch, Miri (Ind) Kirkburton, Kirklees
Finch, Sarah J. (Grn) Topsham, Exeter
Findon, David J. (Con) Appleton, Halton
Finlay, Darren (LD) Moortown, Leeds
Finlayson, Becky (Grn) Wainbody, Coventry
Finlayson, John (Grn) Upper Stoke, Coventry
Finn, Mickey (CRA) Canvey C, Castle Point
Finn, Thomas M. (LD) Brockhurst, Gosport
Finnan, William G. (Con) Swanside, Knowsley
Finnegan, Collette J. (LD) Abbeydale, Gloucester
Finneran, Edna (Lab) Halewood South, Knowsley
Finnie, Annette C. (Con) Reddish N, Stockport
Firmager, Michael J. (Con) Thames, Wokingham
Firth, Eric (Lab) Dewsbury East, Kirklees
Firth, Sam (Con) Harewood, Leeds
Fish, James A. (Ind) Tyldesley, Wigan
Fish, Tony (Lab) Grays Riverside, Thurrock
Fisher, Beth L. (LD) Harpenden N, St Albans
Fisher, David D. (Con) Charlemont, Sandwell
Fisher, David F. (Con) Sitwell, Rotherham
Fisher, Ian S. (Con) Castle Hill, Ipswich
Fisher, Jane M. (Con) Mancroft, Norwich
Fisher, Jayne E. (Lab) Holme Valley N, Kirklees
Fisher, John F. (Con) Nelson, Norwich
Fisher, Neil (Ind) Royston, Barnsley
Fisher, Oliver E. (Grn) Queen Edith's, Cambridge
Fisher, Paul A. (Lab) Brereton, Cannock Chs
Fishwick, Paul M. (LD) Winnersh, Wokingham
Fitfield, Stephan A. (Con) Prestbury, Cheltenham
Fitgerald, Adrienne A. (Con) Hawks Green, Cannock Chs
Fitton, Robin D. (Grn) Southgate, Crawley
Fitton, Rowan E. (LD) Droylsden E, Tameside
Fitzgerald, Elizabeth J. (Lab) Pilkington Park, Bury
Fitzharris, Wayne (Grn) Spring Hill, Hyndburn
Fitzimons, Nick (Grn) Preston, N Tyneside
Fitzpatrick, Jim (Lab) Hyde Werneth, Tameside
Fitzpatrick, Paul D. (LD) Beaminster, Dorset
Fitzpatrick, Phil (Ind) Hyde Werneth, Tameside
Fitzsimon, Barbara A. (Con) Northaw, Wel-Hat
Flagg-Abbey, Ruth (Grn) Manor Castle, Sheffield
Flahety, Jean (Lab) Fairfield, Warrington
Flaszczak, Rachael (Ind) Atherton S, Wigan
Flavin, Ashley P. (Grn) Halesowen N, Dudley
Fleet, John C. (Ref) Victoria, Hartlepool
Fleming, Glynn (Grn) Hedge End N, Eastleigh
Fleming, Ian T. (Con) Efford, Plymouth
Fleming, Peter A. (Con) Greenlands, Redditch
Fletcher, Anne (Grn) Arbury, N Herts
Fletcher, David J. (Grn) Chilvers Coton, Nuneaton
Fletcher, Gordon (Ref) Shiremoor, N Tyneside
Fletcher, Heather D. (Lab) Swinton Park, Salford
Fletcher, Michael J. (Lab) Little Thurrock, Thurrock
Fletcher, Paul L. (Con) Royston Palace, N Herts
Flewitt, Sue (LD) Avenue, Fareham
Flint, Emma (Lab) Weetwood, Leeds
Flint, Gary J. (Con) Bloxwich E, Walsall
Flood, Michael J. (Grn) Hutton North, Brentwood
Florek, Scott (LD) Corfe Mullen, Dorset
Florentine, Julia B. (Grn) Forest Hall, N Tyneside
Flower, Rich (Lab) Westgate, Gloucester
Flower, Spencer G. (Con) Verwood, Dorset
Flurry-Haddock, Donna (Lab) Castle, Dudley
Flute, Alan (Lab) Halewood North, Knowsley
Flyn, Vicky (Grn) Chertsey St Ann's, Runnymede
Flynn, Ian M. (LD) Brockmoor, Dudley
Flynn, Laura J. (Lab) Aspull, Wigan
Flynn, Wendy L. (Grn) Hesters Way, Cheltenham
Foceac, Daniel (Lab) Western Springs, Cannock Chs
Fodor, Martin S. (Grn) Redland, Bristol
Fofanah, Festus (Con) Chorlton, Manchester
Fogden, Marcus L.P. (Cit) Upper Stoke, Coventry
Fogden, Teri L. (Cit) Foleshill, Coventry
Foggon, Terry (Ind) Bede, S Tyneside
Folan, Ell (Grn) Lakenham, Norwich
Foley, Darren (Lab) Etching Hill, Cannock Chs
Foley, Linda (Lab) Didsbury E, Manchester
Follows, Michael S. (LD) Middleton Park, Leeds
Fontana, Deborah (LD) Hartley Wintney, Hart
Fontenelle, Malachi (Ind) Loughton Roding, Epping Forest
Foot, David G. (Con) Sarisbury, Fareham
Ford, Alistair C. (Grn) Arthur's Hill, Newcastle
Ford, Brian R. (Grn) Toller, Bradford
Ford, Callum D.J. (Con) Thornhill, Southampton
Ford, Dom (Lab) Northbrook, Worthing
Ford, Helen R. (Grn) Dunsmore, Rugby
Ford, Isaac D. (Grn) Killingworth, N Tyneside
Ford, Jason T. (TUSC) Warndon, Worcester
Ford, Mike (Con) Hook-with-Warsash, Fareham
Ford. Phillip M. (Con) Lymm S, Warrington
Forder, Anne (LD) Badger Farm, Winchester
Forder, Susan M. (Con) Bridgewater, Halton
Forecast, Stan (Con) Palace Wood, Maidstone
Foreman, Howard A. (LD) Alwoodley, Leeds
Foren, Chris (Grn) Weetwood, Leeds
Formuli, Naeem A. (Con) Wakefield E, Wakefield
Forrest, Becky (LD) Bradshaw, Bolton
Forrest, Jerry (Con) St Peter's, Cheltenham
Forrow, Wilf (LD) Hayling W, Havant
Forshaw, Aiden J. (Con) Milnrow, Rochdale
Forshaw, Carol (Con) Farnworth S, Bolton
Forster, Ian (Con) Cleadon, S Tyneside
Forster, Ian W. (Con) Chapel, Newcastle
Forster, Peter S. (Con) Altofts, Wakefield
Forster, Richard A. (Lab) Castleford C, Wakefield
Forster, Steve (Con) Fleet W, Hart
Forster, Will (LD) Hoe Valley, Woking
Fort, Gill (Con) Leeds, Maidstone
Foss, David H. (LD) Bury E, Bury
Foster, Bea (Ind) Rosegrove, Burnley
Foster, Ben (LD) Fareham Park, Fareham
Foster, Carole (Lab) Keppel, Rotherham
Foster, Christine M. (Lab) Holmwoods, Mole Valley
Foster, Dave (Lab) Wilnecote, Tamworth
Foster, Derek R. (TUSC) Leggatts, Watford
Foster, Gerry D.R.A. (Ind) Batchwood, St Albans
Foster, Harriet C. (Lab) Amblecote, Dudley
Foster, Jan (Grn) Prestbury, Cheltenham
Foster, Judy (Lab) Brockmoor, Dudley
Foster, Linda C. (Grn) Wollaston, Dudley
Foster, Lori (Grn) Peartree, Southampton
Foster, Mike (Con) Ardsley, Leeds
Foster, Paul P.J. (Con) Conquest, Hastings
Foster, Richard (Grn) Castle Hill, Ipswich
Foster, Tara (LD) Peartree, Southampton
Foster, Thomas P. (SDP) Morley N, Leeds
Foster-Reed, Clive (LD) Grange, Gosport
Fostra, Taylor M. (Grn) Chadsmoor, Cannock Chs
Fouldsby, Vic (LD) Netherton, Sefton
Foulston, Michael (Con) Dorking S, Mole Valley
Fountain, Jake C.D. (Con) Coseley, Dudley
Fowler, Calvin S. (TUSC) Arboretum, Worcester
Fowler, Dave (Ref) Fairfield, Warrington
Fowler, Dianne J. (Lab) Whitestone, Nuneaton
Fowler, Michael (Lab) Milby, Nuneaton
Fowler, Richard (LD) Bletchingley, Tandridge
Fox, David C.T. (LD) Gillingham, Dorset
Fox, Jenny (Grn) Goudhurst, Tun Wells
Fox, John (Grn) Cutteslowe, Oxford
Fox, John R. (First) Werrington, Peterborough
Fox, John R. (Ind) Corringham, Thurrock
Fox, Joseph B. (Ref) South Park, Reigate
Fox, Matt (LD) St John's, Tun Wells
Fox, Roger G. (Con) Springbank, Cheltenham
Fox-Bowen, Joseph A. (Con) Hartcliffe, Bristol
Foxcroft, Jonathan C.L. (Con) Goodshaw, Rossendale
Foxen, Holly (Lab) Tarpots, Castle Point
Foxen, Susan J. (Lab) Tarpots, Castle Point
Frampton, Andrew (Cit) Exhall, Nuneaton
Frampton, Megan E. (Cit) Exhall, Nuneaton
France, Isabelle A. (TUSC) Walkley, Sheffield
France, Margaret M. (Lab) Chorley N.E, Chorley
Francis, Alan H. (Grn) Wolverton, Milton Keynes
Francis, Collette (Ind) West, Peterborough
Francis, Dariel E. (Lab) St John's, Tun Wells
Francis, Elaine (Grn) Primrose, S Tyneside
Francis, Jane E. (Lab) Barkham, Wokingham
Francis, John W. (Lab) Southborough, Tun Wells
Francis, Lorraine A. (Grn) Eastville, Bristol
Franckeiss, Daviyd (Ref) Hellaby, Rotherham
Franklin, Martin (LD) Rusthall, Tun Wells
Franklin-Johnston, John R. (LD) Urmston, Trafford
Frankopan, Jessica M. (LD) Carfax, Oxford
Franks, Hilary (Lab) Dene, Newcastle
Franks, Will (Lab) Altrincham, Trafford
Fraser, Alasdair K.M. (Grn) Park, Tun Wells
Fraser, Ally (LD) Loddon, Wokingham
Fraser, Brendan J. (Lab) Wrenthorpe, Wakefield
Fraser, Ed (Grn) Eastville, Bristol
Fraser, Kevin (Ind) Titchfield, Fareham
Fraser, Matthew J. (Grn) Loose, Maidstone
Fraser-Fleming, Charles D. (LD) West Heath, Rushmoor
Fraser-Smith, Lynsey (TUSC) Lyndon, Solihull
Fray, Nick (TUSC) Kenton, Newcastle
Free, Sarah J. (Con) Hitchin Bearton, N Herts
Freeman, Adrian C. (Con) Tattenham Corner, Reigate
Freeman, Andrew (Con) Grappenhall, Warrington
Freeman, Anne (Lab) Devonport, Plymouth
Freeman, Elizabeth M. (LD) Letchworth Grange, N Herts
Freeman, Ellie (Grn) Bedminster, Bristol
Freeman, Howard A. (Con) New Haw, Runnymede
Freeman, Joanne (Con) Grappenhall, Warrington
Freeman, Maureen A. (Lab) Cannock Longford, Cannock Chs
Freeman, Pamela M. (Con) Nork, Reigate
Freeman, Sarah E. (PoW) Park, Lincoln
Freeman, Tony (Lab) Newbold, Rugby
Freeman-Keel, Pamela E. (Con) Rotherham W, Rotherham
Freeman-Keel, Paul J. (Con) Sitwell, Rotherham
Freeney, Alex (Lab) Loddon, Wokingham
French, Joe (Grn) C. Milton Keynes, Milton Keynes
French, Marie (LD) Norcot, Reading
French, Paul T.J. (Grn) Ormskirk W, W Lancs
Fretwell, Laura (TUSC) Eccleshill, Bradford
Frewer, Phoebe (Grn) Penenden Heath, Maidstone

Fricker, Lisa M. (Grn) Redbridge, Southampton
Fricker, Maggie (TUSC) Coxford, Southampton
Fricker, Rebecca (Grn) Buckhurst Hill W, Epping For
Fricker, Richard W. (Grn) Millbrook, Southampton
Friend, Graham J. (Lab) Poulton N, Warrington
Frings, Peter R. (Grn) Leckhampton, Cheltenham
Frith, Robin M.D. (Lab) Orford, Warrington
Frith, Sara (Lab) Lymm S, Warrington
Frizzell, James (Grn) Reddish S, Stockport
Froome, Paul J.K. (Grn) High Brooms, Tun Wells
Frost, Alan P. (TUSC) Plympton St Mary, Plymouth
Frost, Faye S. (Con) Hitchin Bearton, N Herts
Frost, Geoff (Lab) Aston, Rotherham
Frost, Mark R. (LD) Croston, Chorley
Frost, Stuart (Con) Tadley North, Basingstoke
Fry, Alex D.J. (Lab) Wokingham Without, Wokingham
Fry, Andrew (Lab) Greenlands, Redditch
Fry, Anna M. (LD) Knowle, Bristol
Fry, Giles (LD) St Stephen, St Albans
Fry, James (Lab) Walton Manor, Oxford
Fry, Les (Ind) Dorchester W, Dorset
Fry, Matt (Con) Southlands, Adur
Fry, Monica (Lab) Webheath, Redditch
Fryd, Andy (LD) Burstead, Basildon
Fryer, Anna C. (LD) Longford, Trafford
Fryer, Rebecca (TUSC) E. Ecclesfield, Sheffield
Fuchs, Agnes T. (Con) Molesey W, Elmbridge
Fudge, Nick (Con) Kentwood, Reading
Fuhrmann, Alex (LD) Westham, Dorset
Fuhrmann, Carolyn T. (Lab) Cokeham, Adur
Fulcher, Alison E. (LD) Brentwood North, Brentwood
Fuller, Cait R.J. (Lab) Kempshott, Basingstoke
Fuller, David (Con) Bitterne Park, Southampton
Fuller, Donna J. (Lab) Woughton, Milton Keynes
Fuller, Michael J. (CIIP) Canvey N, Castle Point
Fulton, Louie (TUSC) Beeston, Leeds
Fumagalli, Matteo (LD) Norreys, Wokingham
Furey, John R. (Con) Addlestone S, Runnymede
Furhuraire, Ranjeet (LD) Hayley Green, Dudley
Furhuraire, Saima C. (LD) Halesowen S, Dudley
Furhuraire, Sarah L. (LD) Belle Vale, Dudley
Furlong, Diane H. (Con) Hardway, Gosport
Furnell, Tracy A. (Con) S. Middleton, Rochdale
Furnivall, Gemma (Lab) Fort Fareham, Fareham
Fyles, Gary R. (Ind) Nelson, Portsmouth

G

Gabbett, Elizabeth (Grn) Buckhurst Hill E, Epping Forest
Gabriel, Jody P. (Grn) Ackworth, Wakefield
Gabriel, Joel (Grn) Hooley, Reigate
Gabriel, Sean (Con) Lytchett Matravers, Dorset
Gadd, Joyce (Con) Park Wood, Maidstone
Gadd, Margaret C. (Con) Portland, Dorset
Gadsdon, Eileen P. (Con) Hockley, Rochford
Gaffney, Jenny (LD) Valley, Tandridge
Gaffney, Margaret T. (Lab) Bryn, Wigan
Gagem Brandon (Lab) Hengrove, Bristol
Gahir, Paul (Lab) Englefield Green W, Runnymede
Gaiety, Scott (Ind) Headland, Hartlepool
Gaimster, Natalie S.R. (Grn) Tressell, Hastings
Galaska, Dave (Lab) Etching Hill, Cannock Chs
Gale, Will (Lab) Spencer's Wood, Wokingham
Gallacher, Christina A. (Lab) Church Langley S, Harlow
Gallagher, Aisling (Lab) Castleton, Rochdale
Gallagher, Andrew (Grn) Gade Valley, Three Rivers
Gallagher, Brian (Lab) Penketh, Warrington
Gallagher, James (LD) Upper Stoke, Coventry
Gallagher, Margaret (Lab) Chorleywood N, Three Rivers
Galligan, Vicky (Lab) Shevington, Wigan
Gallivan, John D. (Grn) Roche N, Rochford
Galton, Diana (Con) Freemantle, Southampton
Galvin, Abigail L. (Grn) Stockwood, Bristol
Galvin, John N. (LD) Harpenden W, St Albans
Galvin, Lucy F. (Grn) Nelson, Norwich
Gambles, Susan (Lab) Golborne, Wigan
Gambrell, Cyril J. (Grn) Pound Hill S, Crawley
Gamby, Peter W. (Grn) Hollybush, Wel-Hat
Gandham, Nick (Con) Paddock, Walsall
Gandon, Stephanie T. (Grn) Rusthall, Tun Wells
Gant, Andrew J. (LD) Cutteslowe, Oxford
Garcia Clamp, Juan C. (LD) Pittville, Cheltenham
Gardener, Rachael A. (Lab) Cradley N, Dudley
Gardiner, Alan D. (Lab) Ings, Hull
Gardiner, Elliott O. (Lab) Tilehurst, Reading
Gardiner, John R. (Con) Lobley Hill, Gateshead
Gardiner, Stewart A. (Con) Burtonwood, Warrington
Gardiner-Smith, Beth (Lab) Queen Edith's, Cambridge
Gardner, Amanda (Grn) Levenshulme, Manchester
Gardner, Bea (TUSC) Cheshunt S, Broxbourne
Gardner, Jeremy M.A. (Lab) St Mary's, Adur
Gardner, Katherine L. (Lab) Howlands, Wel-Hat
Gardner, Spencer R. (Con) Drayton, Portsmouth
Garg, Shanks (LD) Shinfield, Wokingham
Gargett, Trish (Con) St Mary's, N Tyneside
Garland, Christopher J. (Con) Shepway, Maidstone
Garland, Ken (Lab) Royston Heath, N Herts
Garner, Jeffrey (LD) Royton N, Oldham
Garner, Sally (Con) Tettenhall Wightwick, Wolverhampton
Garner, Simon J. (LD) Fletton & Woodston, Peterborough
Garnett, Emma (Grn) Carfax, Oxford
Garnett, Gill (Lab) Keppel, Rotherham
Garnett, Michael G. (Con) Old Harlow, Harlow
Garratt, Chris (Con) Graves Park, Sheffield
Garratt, Mark (Lab) Poplar, Nuneaton
Garratt, Roy (Con) Penistone West, Barnsley
Garrett, Lee R. (Grn) Bearsted, Maidstone
Garrett, Simon Z. (Ind) Banbury Cross, Cherwell
Garside, Shelagh M. (Grn) Wickersley N, Rotherham
Garston, David A. (Con) Prittlewell, Southend
Garston, Jonathan M. (Con) Milton, Southend
Garten, Patrik (Con) Senacre, Maidstone
Garth, Marcus (Con) Whiteley, Winchester
Garthwaite, Al (Lab) Headingley, Leeds
Garvani, John (Lab) Horsforth, Leeds
Gascoyne, Samuel J. (Con) Laindon Park, Basildon
Gaskell, Jordan J. (Ind) Hindley, Wigan
Gaskell, Rosemary (Con) Killingbeck, Leeds
Gaskin, Damian F. (Grn) Batchwood, St Albans
Gatier, Adam P. (LD) Abbeymead, Gloucester
Gatward, Jon (Con) Devonport, Plymouth
Gaunt, Ruth J. (TUSC) Pound Hill S, Crawley
Gaunt, Sara (Ind) Illingworth, Calderdale
Gautam, Vivek (Con) Pembury, Tun Wells
Gavin, Caroline A. (Lab) Battledown, Cheltenham
Gavin, Maria (Grn) St James', Tun Wells
Gawthrope Wood, Jenny (Lab) King's Hedges, Cambridge
Gaye, David S. (Lab) Western Springs, Cannock Chs
Gayler, David (LD) Coney Hall, Gloucester
Gazzard, Elinor (LD) Gade Valley, Three Rivers
Geary, Mark A. (LD) St Alphege, Solihull
Geater, John S. (Con) Avonmouth, Bristol
Gebrakedan, Leandra L. (LD) Willenhall S, Walsall
Geddis, David W. (Ind) Hetton, Sunderland
Gee, Ann (LD) Webheath, Redditch
Gee, Danny (Lab) Euxton, Chorley
Gee, David H. (LD) Astwood Bank, Redditch
Gee, Denise (Con) Blackburn S, Blackburn
Gee, Hannah J. (LD) Victoria, Sefton
Gee, Mark P. (TUSC) Sidney Sussex, NE Lincs
Gelder, John R. (LD) Kilnhurst, Rotherham
Gelderbloem, Chrissy (Con) Brizes, Brentwood
Gelderbloem, Lucy L. (Con) Brentwood West, Brentwood
Gemmell, Linda (Con) C. Meon Valley, Winchester
Gentleman, Amber E. (TUSC) St Nicholas, Stevenage
Gentleman, Mark (TUSC) Martin's Wood, Stevenage
George, Daisy M. (Con) Farnley, Leeds
George, Dan (TUSC) Longbenton, N Tyneside
George, Kausar (Con) Walkden N, Salford
George, Malcolm (Con) Twyford, Wokingham
George, Mandy (LD) Epping W, Epping Forest
George, Steven M. (Con) Trumpington, Cambridge
George, Tom (Con) Nailsworth, Stroud
Georgiou, Andreas K. (Lab) Hoddesdon Town, Broxbourne
Gerada, Charlotte R. (Lab) C. Southsea, Portsmouth
Geraghty, Annie (LD) West, Peterborough
Geraghty, Polly (LD) Fletton & Stanground, P eterborough
Gering, Merle R. (Grn) Exhall, Nuneaton
Gething, Tony (Con) Graiseley, Wolverhampton
Gettings-Bellhouse, Jill (Ind) Morley N, Leeds
Ghaffari, Emma L.M. (Con) Sumners, Harlow
Ghafur, Sajid (Lab) Darnall, Sheffield
Ghanem, Khoulod (LD) Keppel, Rotherham
Ghosh, Raj (Lab) Charles Dickens, Portsmouth
Ghuman, Sahil (Con) Oxhey, Watford
Gibb, Hazel (Ind) Gorse Hill, Trafford
Gibbon, Alison M. (Grn) Ravenmeols, Sefton
Gibbons, Andy (Ref) St Peter, Plymouth
Gibbs, Alan W. (Con) Leatherhead N, Mole Valley
Gibbs, Wendy C. (LD) Hersham Village, Elmbridge
Gibson, Edward A. (Con) Southville, Bristol
Gibson, Gwennyth (Con) Pallion, Sunderland
Gibson, James (Lab) Cross Gates, Leeds
Gibson, Janet L. (LD) Avonmouth, Bristol
Gibson, Jason W. (Con) Hutton East, Brentwood
Gibson, John E. (Con) Warley, Brentwood
Gibson, John P.R. (LD) Manor, Sefton
Gibson, Oliver J. (Con) Skircoat, Calderdale
Gibson, Paul W.L. (LD) Doxford, Sunderland
Gibson, Rowenna D. (LD) Derby, Sefton
Gibson, Simon (Con) Verwood, Dorset
Gibson, Tom (PIP) Thundersley N, Castle Point
Gibson, Tom E. (TUSC) Bolton, Bradford
Gibson, Warren (PIP) St Michael's, Castle Point
Giddings, Ian (Grn) Oxted N, Tandridge
Gilber, Patrick W. (LD) Broomhill, Sheffield
Gilbert, Andy (Lab) St Andrew's, Hyndburn
Gilbert, Bridget R. (TUSC) Nether Edge, Sheffield
Gilbert, Ian D. (Lab) Victoria, Southend
Gilbert, Joel (Grn) Shiregreen, Sheffield
Gilbert, Leo (Lab) Sherrards, Wel-Hat
Gilbert, Peter (Grn) Ecclesall, Sheffield
Gilbert, Peter J. (Con) Bede, Nuneaton
Gilbert, Sarah L.S. (Grn) Milton, Portsmouth
Gilbey, Jackie E. (Lab) Warley, Brentwood
Gilchrist, Susan (Lab) Ashtead Lanes, Mole Valley
Gilder, Kay M. (Con) South Lake, Wokingham
Giles, Adam C. (Lab) Crome, Norwich
Giles, Alexander R. (Con) Morley S, Leeds
Giles, Cheryl A. (Lab) Manor, Adur
Giles, Elaine M. (Lab) Newton, Sandwell
Giles, Elizabeth A. (Lab) Friar Park, Sandwell
Giles, Peter G. (Grn) Kingstone, Barnsley
Giles, Rex W. (Lab) Tattenham Corner, Reigate
Giles-Medhurst, Stephen B.A.F.H. (LD) Leavesden, Three Rivers
Gilfillan, Phil (Grn) Warndon, Worcester
Gill, Christine (Lab) Goodshaw, Rossendale
Gill, James A. (Con) Windhill, Bradford
Gill, Julie (Grn) Middleton Park, Leeds
Gill, Michael L. (LD) Goudhurst, Tun Wells
Gill, Navjit K. (Lab) Katesgrove, Reading
Gill, Rakesh (Con) Foleshill, Coventry
Gill, Subhan A. (Grn) Brislington E, Bristol

Gill, Sukhbir S. (Lab) St Paul's, Sandwell
Gill, Will (Con) Great Bridge, Sandwell
Gillbard, Michael R. (LD) Stoke, Plymouth
Gillham, Una B. (Lab) Poulton N, Warrington
Gillias, Tony (Con) Revel, Rugby
Gilligan Kubo, Christine (Grn) Hillsborough, Sheffield
Gilliland, Brian (LD) Bricknell, Hull
Gilling, John F. (Ind) Orchard Park, Hull
Gillingham, Martin J. (LD) Castle, Colchester
Gill-Lang, Amandeep K. (Grn) All Saints, Cheltenham
Gillman, Adam W.J. (TUSC) Spencer's Wood, Wokingham
Gillman, John M. (TUSC) Winnersh, Wokingham
Gillman, Sara (TUSC) Norreys, Wokingham
Gilmore, Avis K. (Lab) Milnrow, Rochdale
Gilmore, Patrick F. (Grn) Cherryfield, Knowsley
Gingell, Richard (TUSC) Oldbury, Sandwell
Ginnelly, Patrick G. (Grn) Widewater, Adur
Gintautaite, Rita (Con) Allington, Maidstone
Girling, Ashley A. (Ref) Tiptree, Colchester
Gittus, Simon (Grn) St Laurence, Southend
Glancy, Helen (Lab) Ryhope, Sunderland
Glass, Ian (Con) De Bruce, Hartlepool
Glasser, Angus (Grn) Durrants, Three Rivers
Glazier, Paul A. (Ind) Goudhurst, Tun Wells
Gledhill, Robert (Grn) Waltham Cross, Broxbourne
Glenie, Suzanne (Con) Plympton Erle, Plymouth
Glennon, Steve (TUSC) Bedwell, Stevenage
Glenton, Gawain (Lab) Hale Barns, Trafford
Glenton, Keleigh M. (Lab) Manor, Trafford
Glentworth, Julie (Con) Keighley West, Bradford
Gloster, Hazel (LD) Shaw, Oldham
Glover, Catherine (LD) Spencer's Wood, Wokingham
Glover, Christine A. (LD) Pudsey, Leeds
Glover, Jason (Con) Hateley Heath, Sandwell
Glover, Lee (Lab) Hulme, Manchester
Glover, Molly J. (Grn) Halton View, Halton
Glozier, Martin W. (Lab) Pittville, Cheltenham
Glynn-Davies, Cathy (Lab) Broadwater, Worthing
Goddard, Andrea (Con) Hayley Green, Dudley
Goddard, Michael F. (Con) Graveley, N Herts
Goddard, Steve (LD) Wolvercote, Oxford
Godfrey, David R.F. (LD) Dorridge, Solihull
Godfrey, Marisa (Grn) The Stanleys, Stroud
Godfrey, Maxine K. (Grn) Warden Hill, Cheltenham
Godfrey, Paul (Ref) Hutton East, Brentwood
Godfrey, Paul M. (Grn) Park, Cheltenham
Godfrey, Stephen (Con) Wonston, Winchester
Godfrey, Sylvia J. (Grn) Barnoldswick, Pendle
Godwin, Barry A. (Ind) West Shoebury, Southend
Godwin, Susan (Con) Lansdown, Cheltenham
Goel, Vani (Con) Whitley, Reading
Goggin, Paul (Lab) Hartcliffe, Bristol
Golby, Clare (Con) Arbury, Nuneaton
Goldfinch, Roxanne C.I. (Con) St Mary's, Castle Point
Goldhammer, Rio (Yorks) Alwoodley, Leeds
Golding, Paul (Con) Bingley, Bradford
Goldsmith, Andy (Con) Manor, Stevenage
Goldsmith, David F. (Con) Whitton, Ipswich
Goldstrom, Benjamin (LD) Filwood, Bristol
Goldthorp, Stephen J. (LD) St Budeaux, Plymouth
Gollop, Geoff (Con) Westbury-on-Trym, Bristol
Gomm, Timothy I. (LD) Bletchley Park, Milton Keynes
Gondal, Sheraz (Grn) Coldhurst, Oldham
Gooch, Caroline L. (LD) Westbury-on-Trym, Bristol
Gooch, Fay L. (Ind) Barming Heath, Maidstone
Good, Alan (LD) Ancoats, Manchester
Goodair, Mark A. (LD) Horbury, Wakefield
Goodall, Chris (Grn) Walton Manor, Oxford
Goodall, Tim (Grn) Headingley, Leeds
Goode, Julian A.D. (Grn) Shenley, Brentwood
Gooding, Giles R. (Grn) St Paul, Winchester
Goodman, Brian (Ind) Hebburn N, S Tyneside
Goodwin, Andy (LD) Eynsham, W Oxon
Goodwin, Charles A. (Grn) Up Hatherley, Cheltenham
Goodwin, David (Grn) Goodshaw, Rossendale
Goodwin, Mark S. (LD) St John's, Rushmoor
Goodwin, Nicholas (Grn) Eynsham, W Oxon
Goodyear, Ri (Grn) W. Thurrock, Thurrock
Gora, Pawel (Grn) Roebuck, Stevenage
Gordon, Alistair (Lab) Roebuck, Stevenage
Gordon, David N. (Grn) Vicarage, Watford
Gordon, George A. (Lab) Quedgeley Severn Vale, Gloucester
Gordon, Thomas E. (Con) Shenley, Brentwood
Gordon-Gould, Pippa (Con) Holywells, Ipswich
Goring, Bronwen R. (Lab) Leckhampton, Cheltenham
Goringe, Barry P. (Con) St Leonard's, Dorset
Gorman, Andrew M. (Con) Wickersley N, Rotherham
Gormley, Pat (Res) Molesey W, Elmbridge
Gorski, Annie (LD) Harington, Sefton
Gorton, Hugh M. (LD) Ingatestone, Brentwood
Gorys, Stephen A. (Con) Milton, Portsmouth
Goshawk, Stewart (Grn) Billericay East, Basildon
Gosling, Jan (Lab) Knebworth, N Herts
Gosling, Lewis M.D. (Con) Copnor, Portsmouth
Gosling, Thomas (Con) Charles Dickens, Portsmouth
Goss, Martin (LD) Mile End, Colchester
Gough, Alex (Ref) Throston, Hartlepool
Gough, Mark R.E. (UKIP) Mark Hall, Harlow
Gough, Sean (Grn) University, Norwich
Goulandris, John (Con) Stoke Bishop, Bristol
Goulcher, Adam M. (TUSC) Stonehouse, Stroud
Gould, Darryl P.A. (Grn) Holme Valley S, Kirklees
Gould, Georgina D. (Con) Hendon, Sunderland
Gould, Tony (Ref) Whitton, Ipswich
Goulding, Robert G. (Con) Thornton, Bradford
Goulthorp, Carol A. (Con) Barnoldswick, Pendle
Gower, Rebecca (Con) Chaldon, Tandridge
Gowland, Graham F. (LD) Lymm S, Warrington
Graabek, Sebastian A.T. (Con) Barkham, Wokingham
Grace, Noel A. (Lab) Blythe, Solihull
Grace, Sean (Con) Eynsham, W Oxon
Gradwell, Derek J. (LD) Breightmet, Bolton
Graham, Adrian (Ind) Matson, Gloucester
Graham, Catherine L. (Grn) Hipperholme, Calderdale
Graham, Ellen (Grn) Calverley, Leeds
Graham, Jim (Grn) Bedhampton, Havant
Graham, Ken (LD) New Haw, Runnymede
Graham, Sandra M. (Lab) Whitley Bay N, N Tyneside
Graham, Sarah E. (Ind) North Shields, N Tyneside
Graham, Stephen A. (L) Norcot, Reading
Grainger, Anna C. (LD) Whoberley, Coventry
Grainger, Dorothy (Lab) Horsley Hill, S Tyneside
Gran, Sebastian L. (Con) Chilvers Coton, Nuneaton
Grandey, Hilary (Grn) Old Warley, Sandwell
Grandi, Mark (Con) Chorley E, Chorley
Grandison, Guy W.M. (Con) Hawkedon, Wokingham
Granelli, Paolo L. (Grm) Davenport, Stockport
Grant, Angela M. (Con) Pendlebury, Salford
Grant, Campbell (Grn) Low Fell, Gateshead
Grant, Debbie (LD) Boultham, Lincoln
Grant, Elizabeth (Grn) Langdon Hills, Basildon
Grant, Iain (Lab) Sopwell, St Albans
Grant, John B.F. (LD) Ordsall, Salford
Grant, Kamren J. (Con) Smith's Wood, Solihull
Grant, Ruth C. (Grn) Windy Nook, Gateshead
Grant, Tom (Ind) Abbeydale, Gloucester
Grant, Tracy A. (Lab) Whitehouse, Ipswich
Grant, William J. (Yorks) Great Horton, Bradford
Granycome, George (Con) Radipole, Dorset
Grassi, Sheena G. (Ind) Basing, Basingstoke
Gravatt, Thomas S. (LD) Swaythling, Southampton
Gravells, Andrew (Con) Abbeydale, Gloucester
Graves, Valerie J. (Grn) Rodwell, Dorset
Gray, Andrew (Grn) Heaton, Newcastle
Gray, Andrew J.P. (Lab) Shinfield, Wokingham
Gray, Carolyn A. (Lab) Walton C, Elmbridge
Gray, Cassie (Ind) Kingswinford N, Dudley
Gray, Charlie (Lab) Wallsend C, N Tyneside
Gray, Daniel G. (Lab) Tynemouth, N Tyneside
Gray, Fiona (Grn) Longbenton, N Tyneside
Gray, Ivan L. (Lab) Stubbington, Fareham
Gray, Jeffrey (LD) Whyteleafe, Tandridge
Gray, Matthew (Grn) Dogsthorpe, Peterborough
Gray, Paul (LD) Hayling W, Havant
Gray, Philippa (LD) Bedhampton, Havant
Gray, Roger J.C. (Ref) Park Street, St Albans
Gray, Steven J. (Lab) Claygate, Elmbridge
Gray, Victoria E. (Con) Cam E, Stroud
Grayson, Ian R. (Lab) Wallsend C, N Tyneside
Graziano, Joe (Con) Hitchwood, N Herts
Greason, Roy (Grn) Park, Sefton
Greatorex, Avery (Lab) Greyfriars, Preston
Greaux, Anthony J. (Ind) Headingley, Leeds
Greaves, Charles R. (Ind) Holme Valley N, Kirklees
Green, Adam (Grn) Hednesford Grn Hth, Cannock Chs
Green, Aimee (Grn) Henbury, Bristol
Green, Andy (Con) Epping W, Epping Forest
Green, Anthony J. (LD) Northaw, Wel-Hat
Green, Bridget M. (Grn) Bowdon, Trafford
Green, Daniel J. (TUSC) Ashbrow, Kirklees
Green, Debra (Lab) St Mary's, Bury
Green, Donna M. (Con) Rotherham E, Rotherham
Green, Elliot (Grn) Hareholme, Rossendale
Green, Garrath (LD) Loughton, Milton Keynes
Green, Gillian A. (Lab) Sholing, Southampton
Green, Hazel P. (Ind) Langdon Hills, Basildon
Green, Ian F.J. (Ref) Meriden, Watford
Green, Jean M. (Con) Royston Palace, N Herts
Green, Jill (Lab) Wardley, Gateshead
Green, Joanne M. (Lab) Harpurhey, Manchester
Green, Lindsey J. (Con) Berkeley Vale, Stroud
Green, Michael J. (Con) Arbury, Nuneaton
Green, Paul E. (Con) Greets Green, Sandwell
Green, Penny (Grn) Bookham E, Mole Valley
Green, Peter D. (Lab) W. Purbeck, Dorset
Green, Robert W. (LD) Wombwell, Barnsley
Green, Ruby (Grn) Hednesford Grn Hth, Cannock Chs
Green, Russell C. (Lab) Buckshaw, Chorley
Green, Sally (Lab) Blakenhall, Wolverhampton
Green, Sharon (Grn) Greenfield, Rossendale
Green, Steven (Lab) Monk Bretton, Barnsley
Green, Tilly (Grn) Brislington E, Bristol
Green, Toby J. (LD) Brentwood South, Brentwood
Green, Tom (Lab) Peartree, Wel-Hat
Green. Keith F. (Con) Blythe, Solihull
Greenan, Donna L. (Grn) High Street, Maidstone
Greenaway, Duncan R. (Con) Minchinhampton, Stroud
Greenaway, Sue (Con) Kingswinford S, Dudley
Greenhalgh, Beccy (Lab) Coxford, Southampton
Greenhalgh, Douglas L. (LD) Edgeley, Stockport
Greenhalgh, Jordan (Grn) Farnworth S, Bolton
Greenhalgh, Paul (Con) Lingfield, Tandridge
Greenhalgh, Simon (Grn) Burscough Town, W Lancs
Greenlees, Rosy (Lab) Market, Cambridge
Greensmith, Sue (Lab) Leigh W, Wigan
Greenway, Lisa C. (Lab) Rowhill, Rushmoor
Greenway, Nathan (Lab) Severn, Stroud
Greenway, Russell (Grn) Northwood, Knowsley
Greenwold, Adam P. (Grn) Camperdown, N Tyneside
Greenwood, Alex (Con) Greetland, Calderdale
Greenwood, Antony W. (Grn) Highwoods, Colchester
Greenwood, John (Con) Goodshaw, Rossendale
Greenwood, Richard M. (LD) Stony Stratford, Milton Keynes
Greer, Roger (Con) Norreys, Wokingham
Gregg, Tracey (LD) Halesowen N, Dudley
Gregory, Alison L. (Lab) Quedgeley Severn Vale, Gloucester
Gregory, Dale (Ref) Kearsley, Bolton
Gregory, Flora (Grn) Charlbury, W Oxon
Gregory, Ian H. (Grn) Hatfield E, Wel-Hat

Gregory, Jane (LD) Marshwood Vale, Dorset
Gregory, Mark J. (Con) Radcliffe E, Bury
Gregory, Nick (Ind) Fort Fareham, Fareham
Gregory, Yasmin (Grn) Old Harlow, Harlow
Gregson, Adrian S. (Lab) Rainbow Hill, Worcester
Greig, Peter (CIIP) Canvey Winter Gdns, Castle Pt
Greyson, Bob (Lab) Waltham Abbey W, Epping Forest
Gribble, Elliot C. (Lab) Marsden, Pendle
Grice, Jason (Con) Ormskirk E, W Lancs
Grierson, Tommy (Lab) Prescot N, Knowsley
Griffin, Jason R. (Lab) Wollaston, Dudley
Griffin, Leah (CRA) Canvey S, Castle Point
Griffin, Michael (CRA) Canvey E, Castle Point
Griffin, Michelle (CRA) Canvey Winter Gdns, Castle Point
Griffin, Otis E. (Con) Beverley, Hull
Griffin, Scott J. (CRA) Canvey S, Castle Point
Griffin, Tim (Lab) Coleridge, Cambridge
Griffith, Wendy P. (Lab) Battle, Reading
Griffith-Jones, Sam (Ref) Mirfield, Kirklees
Griffiths, Alun O. (LD) Idle, Bradford
Griffiths, Annabel J. (TUSC) Eastville, Bristol
Griffiths, Anthea L. (LD) Thornton, Bradford
Griffiths, Dominic (LD) Graveley, N Herts
Griffiths, Ellen (LD) Holme Valley S, Kirklees
Griffiths, Fran (Grn) Elmbridge, Gloucester
Griffiths, Judy (TUSC) Cheylesmore, Coventry
Griffiths, Laura J. (Lab) Stanborough, Watford
Griffiths, Michael (TUSC) Wakefield E, Wakefield
Griffiths, Neil (Con) Tividale, Sandwell
Griffiths, Richard M. (LD) Theydon Bois, Epping For
Griffiths, Sally (TUSC) Eccles, Salford
Griffiths, Sally (TUSC) Mayor, Salford
Griffiths, Tom (TUSC) Wakefield N, Wakefield
Griffiths, Trevor (Grn) Goffs Oak, Broxbourne
Griggs, Angela (Lab) Hitchin Highbury, N Herts
Griggs, James (Lab) Netteswell, Harlow
Grillo, John (Lab) Durrants, Three Rivers
Grindley, Tim (Her) Walkley, Sheffield
Grinsell, Bob (Con) St Alphege, Solihull
Grinsell, Karen A. (Con) Shirley E, Solihull
Grisdale, Jono (Lab) Cadley, Preston
Groen, Tamara L.B. (Grn) Eastney, Portsmouth
Grogan, Ryan (Con) Chorley N, Chorley
Groom, Julie (Con) Great Sankey N, Warrington
Grosskopf, Jonathan (Con) Sedgley, Bury
Grother, Leon P. (Lab) Lydiard, Swindon
Grout, John B. (LD) Battle, Reading
Grover, Paul S. (Grn) Hengrove, Bristol
Groves, Chris (Con) Foggy Furze, Hartlepool
Groves, Lewis J. (Lab) Tuffley, Gloucester
Groves, Marilyn A. (Lab) Emmbrook, Wokingham
Groves-Williams, Leslie C. (Grn) Buckingham, Adur
Grozav, George (Lab) Derringham, Hull
Grubb, Julian (Con) Winyates, Redditch
Grum, Kevin (LD) Southey, Sheffield
Grunshaw, Thomas J. (LD) Hotwells, Bristol
Guariento, Yvonne M. (Lab) Cheadle E, Stockport
Gubb, Sian O.C. (Con) Sprites, Ipswich
Gudgeon, Juliana (Con) Ormskirk W, W Lancs
Guest, Amanda J. (Con) Bassett, Southampton
Guest, Diane (Con) Central, Worthing
Gueye, Cheikh A.T. (LD) Cokeham, Adur
Guidera, Francis (Con) Tilgate, Crawley
Guillem Paul (Lab) Sewell, Norwich
Guinnessy, Brian J. (LD) Cranbrook, Tun Wells
Guise, Daniel (LD) Preston Rural N, Preston
Gulland, Bruce M. (Grn) Bolton, Bradford
Gulliver, Alan (Ref) Norcot, Reading
Gultasib, Naheed Z. (Ind) Pleck, Walsall
Gunn, Alastair H. (Con) Latton Bush, Harlow
Gunn, Beccy (Con) Bookham W, Mole Valley
Gunn, Julie (Lab) Mill Hill, Blackburn
Gunnell, Julie (Con) Cheshunt N, Broxbourne
Gunning, Richard T. (Nodesc) Beaminster, Dorset
Gupta, Sunil K. (Con) Tarpots, Castle Point
Gupta, Vishal (Con) Town, Calderdale
Gurevitch, Brian (LD) Southcoates, Hull
Gurney, Gillian R. (Grn) Castledon, Basildon
Gurney-Terry, Annabell M. (LD) Wyken, Coventry
Gurram, Malla R. (Lab) Leigh, Southend
Gurung, Bishal (Con) Wellington, Rushmoor
Guthrie, Greg (Grn) Glinton, Peterborough
Guthrie, Jordan-Lee (Con) Winlaton, Gateshead
Gutteridge, Julian H. (Con) Whitestone, Nuneaton
Guy, Daniel (Con) Cokeham, Adur
Guy, David M.J. (Con) Hednesford Grn Hth, Cannock Chs
Guy, Lynda (Lab) Longmeadow, Stevenage
Guy, Sean D. (Con) Dewsbury South, Kirklees
Guy, Steven (LD) Peverell, Plymouth
Gwinn, Joseph D.C. (Con) Castle, Lincoln
Gwinnett, Don (Grn) Tettenhall Regis, Wolverhampton
Gwynn, Iain M.M. (Con) Eaton, Norwich
Gynn, Nicky (Grn) West Park, S Tyneside

H

Haberkost, Richard (Nodesc) C. St Leonards, Hastings
Hablak, Anna (LD) Woodhouse Park, Manchester
Hackett, Stephen P. (Con) Drypool, Hull
Haddow, Hamish R. (Ref) Hollybush, Wel-Hat
Haden, Philippa K. (Con) Hawks Green, Cannock Chs
Hadfield, James R. (Grn) Broughton, Milton Keynes
Hadley, Helen (Lab) Glascote, Tamworth
Hadley, Ian D. (Con) Rural East, Epping Forest
Hadley, Samantha (Con) Cradley N, Dudley
Hagan, Simon B. (Lab) Stakes, Havant
Haggan, Marley (Con) Rossmere, Hartlepool
Hagley, Sue (Grn) Whitehouse, Ipswich
Hagon, Jeremy (Con) Stanway, Colchester
Hague-Brown, Ian (Lab) Dodworth, Barnsley
Hahnefeld, Scott (Con) Ringlestone, Maidstone
Haider, Fauzia (LD) Hollybush, Wel-Hat
Haigh, Gemma (Lab) Gannow, Burnley
Haigh, Jacquelyn (Grn) Greetland, Calderdale
Haigh, Kate (Lab) Farnley, Leeds
Haigh, Lucy (Ind) Heavitree, Exeter
Haigh, Mark A. (LD) Warley, Brentwood
Haine, Jeff (Con) Milton-under-Wychwood, W Oxon
Haine, Ron (Ind) Bletchley E, Milton Keynes
Haines, Kate (Con) Emmbrook, Wokingham
Haines, Steve (Lab) Bishop's Waltham, Winchester
Hainsworth, Richard M. (Ref) Royds, Bradford
Hakim, Mo W. (Lab) Central, Watford
Halder, Ayan K. (LD) Hitchin Bearton, N Herts
Hale, Daren R. (Lab) St Andrew's, Hull
Hale, David M. (Grn) Pilgrims Hatch, Brentwood
Hale, Diana H. (Lab) All Saints, Cheltenham
Haleem, Rukhsana B. (Lab) Rotherham E, Rotherham
Hales, Clare E. (Grn) Clayton W, Chorley
Haley, Martin A. (Ind) Warlingham W, Tandridge
Halford, Roger N. (Grn) Lyndon, Solihull
Hall, Alaric T.P. (Grn) Ardsley, Leeds
Hall, Alexander N. (Con) Brinsworth, Rotherham
Hall, Caroline (Grn) Cunningham, St Albans
Hall, Charlotte (Con) Campbell Park, Milton Keynes
Hall, Christopher J. (LD) Pantiles, Tun Wells
Hall, Duncan (Con) Kingsholm, Gloucester
Hall, Jeffrey (LD) Devonport, Plymouth
Hall, Jerry (Con) Hedge End S, Eastleigh
Hall, Joanna K. (TUSC) Firth Park, Sheffield
Hall, John (LD) Fawdon, Newcastle
Hall, John C.E. (Con) Paddock Wood, Tun Wells
Hall, Julie (Lab) Empress, Rushmoor
Hall, Julie A. (Lab) Wittering, Peterborough
Hall, Julz (Con) Dinnington, Rotherham
Hall, Kevin A. (LD) Wyke, Bradford
Hall, Lewis S.C. (Grn) Hook-with-Warsash, Fareham
Hall, Linda (Lab) Anglesey, Gosport
Hall, Malcolm W. (LD) Astwood Bank, Redditch
Hall, Norman (TUSC) Deckham, Gateshead
Hall, Richard (Lab) Keppel, Rotherham
Hall, Robert C. (Con) Priory Heath, Ipswich
Hall, Sarah (Grn) Hapton, Burnley
Hall, Steve (Ind) East Park, Wolverhampton
Hall, Steve (Lab) Heckmondwike, Kirklees
Hall, Tim (Con) Leatherhead S, Mole Valley
Hall, Vivienne (Grn) Whitworth, Rossendale
Halliday, Christopher J. (Con) Brooklands, Trafford
Halligan, Christopher J. (Con) Hyde Werneth, Tameside
Halliwell, David C. (Lab) Oxted S, Tandridge
Halloran, Siobhan (TUSC) Cradley N, Dudley
Hallway, Tracy A. (Lab) Camperdown, N Tyneside
Halstead, Rowan A. (Yorks) Bricknell, Hull
Hamblett, Bob (Grn) Bridport, Dorset
Hamblett, Luke (Lab) Quarry Bank, Dudley
Hamby, Paul (Grn) Aughton, W Lancs
Hames, Tony (Con) Pontefract S, Wakefield
Hamid, Abdul (Lab) Wroughton, Swindon
Hamie, Mirza (Ind) Redvales, Bury
Hamilton, Alastair I. (Con) Clifton, Bristol
Hamilton, David (LD) Wallington, Fareham
Hamilton, Ian (Lab) Cam E, Stroud
Hamilton, Jane E. (Lab) Blackfriars, Salford
Hamilton, Jean (Grn) Smith's Wood, Solihull
Hamilton, Joan (Ind) Monkton, S Tyneside
Hamilton, John M. (Grn) Hutton South, Brentwood
Hamilton, Lucy (Lab) Westham, Dorset
Hamilton, Sharon (Lab) Moortown, Leeds
Hammond, Gary A.J. (LD) Hitchin Oughton, N Herts
Hammond, Liam (Con) Bletchingley, Tandridge
Hammond, Michelle (Ind) Kingswinford S, Dudley
Hammond, Robert J. (Con) Lakenham, Norwich
Hammond, Trevor T. (Ind) Wickford N, Basildon
Hampton, Emma (Lab) University, Norwich
Hampton, Jamie (Con) Byker, Newcastle
Hanafin, Jody E. (Con) Woodfield, Stevenage
Hance, Fi (Grn) Redland, Bristol
Hancock, Adam J. (Cit) Wainbody, Coventry
Hancock, David (Lab) Bacup, Rossendale
Hancock, Deb (Grn) St Loye's, Exeter
Hancock, Lisa (Con) Bowdon, Trafford
Hancox, William J. (Lab) Bede, Nuneaton
Hand, Simon J. (Ind) Hamble, Eastleigh
Handford, Steve (Comm) Heaton, Newcastle
Handley, Sheila M. (Lab) St Margaret's, Ipswich
Handscomb, Philip D.F. (Grn) Norbury, Stockport
Hanif, Mohammed (Lab) Lye, Dudley
Hanif, Mohammed (Nodesc) Brierfield W, Pendle
Hanif, Muhammed (Ind) Three Bridges, Crawley
Hanif, Sajid (Con) St Thomas's, Dudley
Hankey, Michael (Ind) Elton, Bury
Hanley, Frank (Lab) Ainsdale, Sefton
Hanley, Joshua (LD) Tuffley, Gloucester
Hanley, Michael J. (Lab) Hayley Green, Dudley
Hannaford, Rob (Ind) St Thomas, Exeter
Hannah-Wood, Patricia J. (Lab) Vivary Bridge, Pendle
Hansard, Roger (Con) Abbey, Lincoln
Hansen, James J. (Lab) Sudell, Sefton
Hanson Graham, Paul (Ind) Ferndown S, Dorset
Hanson, Simon P. (LD) Kingswinford N, Dudley
Hanson-Graville, Chris (Grn) Banstead Village, Reigate
Haq, Farzana (Lab) West Bromwich C, Sandwell
Haque, Khurshid (Lab) Great Bridge, Sandwell
Haque, Nazrul (Lab) Arboretum, Worcester
Haran Doyle, Gary R.O. (Con) Cambridge, Sefton
Harasiwka, Frank (LD) Tonge, Bolton
Harbinson, Aimme (PIP) Hadleigh St James, Castle Pt
Harbison, Scott G.M. (Con) Chilvers Coton, Nuneaton
Harbord, Paul (Con) St George's, Castle Point

Harborow, Chris (Ind) Hawks Green, Cannock Chs
Harbour, Louise (Lab) Whitefield, Knowsley
Harcup, Josh (Lab) Radcliffe W, Bury
Hardcastle, Liam J. (Ref) Kingstone, Barnsley
Harden, Steve (Con) Fernhill, Rushmoor
Hardie, Carol (Ind) Alexandra, Oldham
Hardie, Sue (LD) Locks Heath, Fareham
Harding, James A.L. (Con) Stoke Park, Ipswich
Harding, Katrin (LD) Thames, Wokingham
Harding, Paul S. (Con) Filwood, Bristol
Harding, Rob (Lab) Alphington, Exeter
Harding, Sam (UKIP) Charlemont, Sandwell
Harding, Tom (LD) Cranborne Chs, Dorset
Hardman, Ella L. (Con) Bastwell, Blackburn
Hardman, Ian (LD) Park, Peterborough
Hardman, Neil (LD) Mile Cross, Norwich
Hards, Andrew (Grn) Southey, Sheffield
Hardware, Elena B. (Con) Netteswell, Harlow
Hardware, Michael E. (Con) Church Langley N, Harlow
Hardwick, James R. (Con) Wakefield S, Wakefield
Hardy, Lee C. (Ind) Corfe Mullen, Dorset
Hardy, Mike (Ref) Rusthall, Tun Wells
Hare, Amy (Ref) Bromley Cross, Bolton
Hare, Amy K. (Lab) Godstone, Tandridge
Hare, David A. (LD) Hawkedon, Wokingham
Harford, Michael J. (Con) West Chesterton, Cambridge
Hargreaves, Chris J. (Grn) Sale Moor, Trafford
Hargreaves, Jayson A. (Ind) Leigh S, Wigan
Hargreaves, Robin (LD) Boulsworth, Pendle
Harkness, Garth (LD) Saddleworth N, Oldham
Harley, Charlotte (Grn) St Barnabas, Winchester
Harley, Donna (Con) Wordsley N, Dudley
Harley, Judith A. (IOA) Lye Valley, Oxford
Harley, Marion L. (Lab) Standlake, W Oxon
Harley, Patrick (Con) Kingswinford S, Dudley
Harling, Dave (Lab) Wensley Fold, Blackburn
Harling, Mike (Grn) Thames, Reading
Harlow, Debbie (Con) Goldsworth Park, Woking
Harlow, Susannah (Lab) Ashley, Bristol
Harman, Kim J. (Lab) Cropredy, Cherwell
Harman, Nigel S. (LD) South Lake, Wokingham
Harman, Peter (Ind) Weybridge St George's Hill, Elmbridge
Harman, Tim (Con) Park, Cheltenham
Harmsworth, Adam J. (TUSC) Earlsdon, Coventry
Harmsworth, Lee D. (LD) Portland, Dorset
Harnden, Margaret T. (Res) Thorpe, Runnymede
Harney, Gemma L. (LD) Croft Baker, NE Lincs
Harp, Peter (Res) Nork, Reigate
Harper, Carli (Lab) Lakenham, Norwich
Harper, Chris (First) Stanground S, Peterborough
Harper, Colleen M. (Con) Farnworth, Halton
Harper, Jason (Lab) Hednesford Pye Grn, Cannock Chs
Harper, Julie C. (Lab) South Ham, Basingstoke
Harper, Julie M. (Lab) The Stanleys, Stroud
Harper, Nigel (Lab) Kilnhurst, Rotherham
Harper, Paul (Ind) Fant, Maidstone
Harper, Paul H. (Lab) North Carr, Hull
Harper, Peter E. (Con) Finchampstead, Wokingham
Harper, Philip (Con) Ditton, Halton
Harper, Ross (Lab) Harpenden N, St Albans
Harper, Tiffany G. (Con) Titchfield, Fareham
Harpley, Bill (LD) Marine, Adur
Harreld, Mark J. (Ind) Alphington, Exeter
Harries, Liam J. (LD) Quedgeley Severn Vale, Gloucester
Harrigan, Michael (Ref) Chirton, N Tyneside
Harrington, Richard J. (Con) Sherwood, Tun Wells
Harris, Dave (Lab) Berechurch, Colchester
Harris, Diana M. (LD) Sowerby Bridge, Calderdale
Harris, Giles (Ind) Havant St Faith's, Havant
Harris, Gillian R. (Lab) Havant St Faith's, Havant
Harris, Glenn (LD) Central, Redditch
Harris, Helen (TUSC) Gorse Hill, Swindon
Harris, Ian J. (LD) Ashley, Bristol
Harris, Josh (Con) Durrington, Worthing
Harris, Nick (Lab) Hareholme, Rossendale
Harris, Sam (Con) Ainsdale, Sefton
Harris, Sandra (Ref) Bradshaw, Bolton
Harris, Sharon (LD) Stockton Heath, Warrington
Harris, Simon K. (Lab) Waltham Abbey S, Epping Forest
Harris, Theo (Con) Burstow, Tandridge
Harris, Tristan (Lab) Clifton Down, Bristol
Harris, Yvonne (Ref) Beaminster, Dorset
Harris-Eckett, Dean (Confel) Southchurch, Southend
Harrison Le Neve, David L. (Con) Swinton Rockingham, Rotherham
Harrison, Alex (Lab) Lee Chapel N, Basildon
Harrison, Allison (LD) Piccadilly, Manchester
Harrison, Andrew (LD) South, NE Lincs
Harrison, Antonia (LD) Purbrook, Havant
Harrison, Archie M. (TUSC) Cathedral, Worcester
Harrison, Benn E. (Grn) Alphington, Exeter
Harrison, David (Ind) Wickford Park, Basildon
Harrison, David B. (Grn) Uplands, Fareham
Harrison, Dilys C.A. (Grn) Uplands, Fareham
Harrison, Graham L. (Ref) Burn Valley, Hartlepool
Harrison, Holly L. (Lab) Chadderton S, Oldham
Harrison, James (Lab) Daneshouse, Burnley
Harrison, James A. (Lab) Aldridge C, Walsall
Harrison, John L.L. (Lab) Howdon, N Tyneside
Harrison, Laura C. (Con) Hednesford Grn Hth, Cannock Chs
Harrison, Lee C. (Grn) Bromley Cross, Bolton
Harrison, Linda (Ind) Pitsea S.E, Basildon
Harrison, Lucy R. (Con) Batchley, Redditch
Harrison, Maxwell S. (Ref) Leeds, Maidstone
Harrison, Natalie (Con) Plympton St Mary, Plymouth
Harrison, Samantha (Lab) Longholme, Rossendale
Harrison, Sharon (LD) Castleton, Rochdale
Harrison, Tony (Ref) Dinnington, Rotherham
Harrison, Wendy (Con) Bolton, Bradford
Harriss, Clive R. (Lab) Hesters Way, Cheltenham
Harrop, Benjamin (Grn) Vivary Bridge, Pendle
Harrop, Kenneth (Lab) Chelmsley Wood, Solihull
Harrop, Mark (Ind) Horbury, Wakefield
Harrop, Rachel (Grn) Leigh W, Wigan
Hart, Ben (Grn) Dukinfield Stalybridge, Tameside
Hart, David (Lab) Lyme, Dorset
Hart, Dee (Con) Flamstead End, Broxbourne
Hart, Keeren J. (Con) Brereton, Cannock Chs
Hart, Maryla J. (Grn) Letchworth S.E, N Herts
Hart, Sarah J. (Con) Cadley, Preston
Hart, Simon E. (Con) Hadleigh St James, Castle Point
Hart, Stacy A. (WEP) Hatch Warren, Basingstoke
Hart, Trevor M. (Con) Ingol, Preston
Hart-Brooke, Conrad (LD) Rothwell, Leeds
Harte, Iona (LD) Offington, Worthing
Hartkopf, Frank (Grn) Moor View, Plymouth
Hartland, Georgina P. (Con) Chelmsley Wood, Solihull
Hartley, Abbey (Con) Rosegrove, Burnley
Hartley, David (LD) Earby, Pendle
Hartley, Howard (Con) Fence, Pendle
Hartley, James (LD) Deddington, Cherwell
Hartley, John (Her) Hillsborough, Sheffield
Hartley, Nick (Grn) Byker, Newcastle
Hartnack, Michael P. (Con) Fulwell, Sunderland
Hartnett, Bill (Lab) North, Redditch
Hartridge, Geoffrey P. (Con) Hayling E, Havant
Hartshorn, Jamie M. (Con) St Nicolas, Nuneaton
Hartshorne, Rachel (Grn) Moortown, Leeds
Harvey, Adam A. (LD) Central, Bristol
Harvey, Andrew R. (Lab) Eastbrook, Adur
Harvey, Erin (LD) Ainsdale, Sefton
Harvey, Jinny (Grn) Kingsway, Gloucester
Harvey, Jonathan A. (Ref) Hart Plain, Havant
Harvey, Mark (Lab) Webheath, Redditch
Harvey, Martin (UKIP) Roydon, Epping Forest
Harvey, Nick (CIIP) Canvey N, Castle Point
Harvey, Richard (Grn) Stalbridge, Dorset
Harvey, Sandra (Ref) Queens Park, Bolton
Harvey, Sharon (Lab) Central, Redditch
Harvey, Steve (LD) Charlton Park, Cheltenham
Harvey, Suzanne (Ind) Halewood South, Knowsley
Harvie, Neil (LD) Clifton, Bristol
Harwood, Rob (Con) Harefield, Southampton
Harwood, Tony P. (LD) Penenden Heath, Maidstone
Hashmi, Muhammad M. (Lab) Fletton & Stanground, Peterborough
Hashmi, Syed M. (WP) Bury E, Bury
Hassell, Eve (Con) Clifton, Rugby
Hassell, Susan E. (Grn) Clayton, Bradford
Hastie, Michelle (Con) Grove Green, Maidstone
Hatchwell, Laurence M. (Con) Oxted N, Tandridge
Hatfield, Duncan V. (Con) Marston, Oxford
Hatton, Steve (Ind) Marple N, Stockport
Haughney, Shelley I. (Grn) Shirley W, Solihull
Haunts, Pat (Con) Canvey N, Castle Point
Havard, Kirstie (LD) Capel, Mole Valley
Havard, Marnie A. (Ind) Wales, Rotherham
Haw, Roger (Con) Kingstone, Barnsley
Hawaldar, Shivraj (Con) Thames, Reading
Hawdale, Alison J. (Grn) Crumpsall, Manchester
Hawes, Katharine J. (Con) Loughton Forest, Epping For
Hawes-Webb, Kit (TWA) St James', Tun Wells
Hawke, Timothy R. (Ref) Rushmere, Ipswich
Hawker, Kashmire D.S. (Lab) Penn, Wolverhampton
Hawkesworth, Anne G. (Nodesc) Ilkley, Bradford
Hawketts, James A. (LD) University, Norwich
Hawkins, Barry (Lab) Cheadle Hulme S, Stockport
Hawkins, Charlotte A.L. (PoW) Fallings Park, Wolverhampton
Hawkins, Jen (Con) Hucclecote, Gloucester
Hawkins, Ken (Grn) Harbourside, Gosport
Hawkins, Kim (Con) Chalford, Stroud
Hawkins, Sonya (LD) Whickham N, Gateshead
Hawkins, Steven (LD) Deckham, Gateshead
Hawksley, Brent A. (Yorks) Wrenthorpe, Wakefield
Haworth, Kathryn (LD) Gannow, Burnley
Haworth, Riff (Ind) Blackburn S.E, Blackburn
Haworth, Susan (Lab) Farnworth N, Bolton
Hawthorne, Joy (Con) Botley, Eastleigh
Hay, Alexander G. (Lab) Kingston Park S, Newcastle
Hay, Mick (Lab) Capel, Mole Valley
Hay, Rowena M. (LD) Oakley, Cheltenham
Hayden, Helen E.M. (Lab) Temple Newsam, Leeds
Hayes, Adele (LD) Knottingley, Wakefield
Hayes, Dan (Con) Lee West, Gosport
Hayes, Luke S. (Lab) Tiptree, Colchester
Hayes, Martin J. (Lab) Elton, Bury
Hayes, Susan (LD) Wakefield W, Wakefield
Hayes, Timothy G. (Grn) Egham Town, Runnymede
Haynes, Ash (Grn) Thorpe Hamlet, Norwich
Haynes, Chris (Con) Merry Hill, Wolverhampton
Haynes, Chris (Lab) Cam W, Stroud
Haynes, Ian (Con) Bedminster, Bristol
Haynes, Jill (Con) Chalk Valleys, Dorset
Hayre, Pal K. (Con) Stubbington, Fareham
Hays, John (Ind) Burn Valley, Hartlepool
Hayter, Christopher J. (Con) Highwoods, Colchester
Haythornthwaite, Carole A. (Con) Rishton, Hyndburn
Hayton, William (Lab) Stanway, Colchester
Hayward, Alex (Con) Avenue, Hull
Hayward, Cam (Grn) Knowle, Bristol
Hayward, David D. (Ind) Pembury, Tun Wells
Hayward, Julia (Grn) Wallsend C, N Tyneside
Hayward-Pattison, Sopie (Grn) Wallsend C, N Tyneside
Haywood, Jasper W. (Lab) Mile Cross, Norwich
Haywood, Nicki (Lab) Etching Hill, Cannock Chs
Hazzan, Edward W. (Con) St Peter's, Cheltenham
Head, Robin S. (Lab) Nelson, Portsmouth

Head, Stacey (Yorks) Wibsey, Bradford
Headland, Rachelle C. (Lab) Hinchley Wood, Elmbridge
Healing, William M.C. (LD) Sherwood, Tun Wells
Healy, Brian J. (TUSC) Frome Vale, Bristol
Healy, Sheila (Grn) Beacon, Dorset
Heaney, George A. (Lab) Eaton, Norwich
Heap, Alex (LD) Loddon, Wokingham
Heap, David J. (Con) Altham, Hyndburn
Heard, Thomas A. (Con) Shenley, Brentwood
Hearmon, Clive (LD) Symonds Green, Stevenage
Hearn, Michael S.F.S. (Ref) Bandley Hill, Stevenage
Hearnshaw, Joe (Lab) Stony Stratford, Milton Keynes
Hearst, Caroline (Grn) Kentwood, Reading
Heaselgrave, David E. (Grn) Central, Redditch
Heaselgrave, Jo (Grn) North, Redditch
Heath, Beatriz (Lab) Fetcham, Mole Valley
Heath, Colin (Lab) Evendons, Wokingham
Heath, Finlay (Con) Batchley, Redditch
Heath, Ian D. (LD) Egham Town, Runnymede
Heath, Lynda H. (Lab) Chafford, Thurrock
Heath, Phil (Ind) Evingar, Basingstoke
Heathcote, David M. (Con) Holme Valley N, Kirklees
Heathcote, Jayne (Ref) Wednesbury N, Sandwell
Heather, Steven J. (Con) Waltham Abbey S, Epping Forest
Heatherington, Adam (Ref) Whiston, Knowsley
Heaver, Andy (Ind) Penketh, Warrington
Hebden, Rod (Grn) Rodbourne Cheney, Swindon
Hebditch, Kate (Grn) Dorchester E, Dorset
Hebron, Paul R. (Lab) Pedmore, Dudley
Hedges, James R. (Lab) Downhall, Rochford
Hedges, Patricia A. (Con) Easton, Bristol
Hedley, Anthony M. (Con) Billericay West, Basildon
Hedley, Francis E.G. (LD) Woolston, Southampton
Heiser, Sarah (Lab) Marshalswick W, St Albans
Helianthus, Eric S, (Grn) Exwick, Exeter
Hellier, Alan (Con) Langley Green, Crawley
Hellyer, Alastair I.W. (Con) Haldens, Wel-Hat
Hemingway, Martin F. (Grn) Cross Gates, Leeds
Hemsley, Phil (Grn) Wolston, Rugby
Hencher, Martyn (Grn) St Nicholas, Worcester
Henderson, Amanda (Lab) Admirals, Rugby
Henderson, Terry (Con) Eastney, Portsmouth
Henery, Irene (Ref) Aldridge C, Walsall
Henley, Stuart C. (Con) Halesowen N, Dudley
Henn, Antony J. (Grn) Hatfield S, Wel-Hat
Hennessy, Esme (Grn) Castle, Cambridge
Henri, Tom (Lab) Claines, Worcester
Henry, David J. (Grn) Broughton, Salford
Henry, Gareth P. (Grn) Ringlestone, Maidstone
Henry, Graham M. (TUSC) Bitterne Park, Soton
Henry, Jeff (Con) Laindon Park, Basildon
Henry, Richard (Lab) St Nicholas, Stevenage
Henry, Robert F. (Ref) Martin's Wood, Stevenage
Henshall, Angela (Grn) Gillingham, Dorset
Henshaw, Janet (Lab) Great Sankey N, Warrington
Hensman, Jim (TUSC) Holbrook, Coventry
Henwood, David (IOA) Rose Hill, Oxford
Hepburn, Deborah A. (Grn) Woodham, Runnymede
Hepburn, Michelle M. (Ind) Birtley, Gateshead
Hepherd-Hall, Gavin (Con) Chapelford, Warrington
Heptinstall, Faith (Lab) Crofton, Wakefield
Herbert, Emily (Grn) Stoke Bishop, Bristol
Herbert, Melojane (Con) Fareham Town, Fareham
Herbert, Tremaine (Lab) Kingswinford N, Dudley
Herbet, Len (Grn) Dorchester Poundbury, Dorset
Herdman, Richard (Con) Lamesley, Gateshead
Herdson, David J.R. (Yorks) Tong, Bradford
Herdson, David J.R. (Yorks) Wakefield Rural, Wakefield
Heritage, Andrew J. (Grn) St Nicolas, Nuneaton
Herridge, Andrew E. (Lab) Castle, Newcastle
Hesketh, Paul D. (OWL) Burscough Bridge, W Lancs
Hesketh, Pauline A. (Grn) Meols, Sefton
Hesketh, Stephen W. (Grn) Cambridge, Sefton
Hesketh-Hart, Norman (Con) Whalley Range, Manchester
Heslop, Damian (Ref) Chowdene, Gateshead
Hetherton, Andrew (Con) Shirley, Southampton
Hewer, Russ (Lab) Fringfords, Cherwell
Hewish, Amie S. (Lab) Abbeydale, Gloucester
Hewitt, Anna M. (Grn) Coalclough, Burnley
Hewitt, Callum (Ind) Central, Halton
Hewitt, Chich (Grn) Helmshore, Rossendale
Hewitt, David J. (LD) Keighley West, Bradford
Hewitt, Gillian (Grn) Greenfield, Rossendale
Hewitt, Max W.J. (Con) Silverhill, Hastings
Hewitt, Michael (Con) Great Ashby, N Herts
Hewitt, Perry M.W. (Lab) Panshanger, Wel-Hat
Hewitt, Phil (Con) Hednesford Hills, Cannock Chs
Hewitt, Stephen G. (Lab) Shaw, Oldham
Hewitt, Toby (Con) Astley Bridge, Bolton
Hewlett, Gill (Con) Warden Hill, Cheltenham
Hewlett, Rachel J. (Grn) Halesowen N, Dudley
Hewlett, Roy (Con) Charlton Kings, Cheltenham
Hey, Elaine (Grn) Northowram, Calderdale
Hey, Elliot D. (Grn) Town, Calderdale
Hey, Sam (TUSC) Harpurhey, Manchester
Hey, Stephen J. (Lab) Attleborough, Nuneaton
Heyes, David (Lab) Kingham, W Oxon
Heyes, Tom (Grn) Hoyland Milton, Barnsley
Heywood, Clive (LD) Bristnall, Sandwell
Hibberd, Adrian (Con) Cranborne, Dorset
Hibberd, Jessica (Grn) Whyteleafe, Tandridge
Hibbert, Joseph L. (TUSC) Crookes, Sheffield
Hibell, Jennifer L. (Grn) Merry Hill, Wolverhampton
Hick, Andy (LD) Old Trafford, Trafford
Hickish, Joseph R. (LD) Hill Forts, Dorset
Hickling, Amanda J. (Grn) Stalybridge S, Tameside
Hickling, Paul D. (Lab) Galley Common, Nuneaton
Hicks, Carl (Ref) Sewell, Norwich
Hicks, Charlie (Lab) Temple Cowley, Oxford
Hicks, Jeremy G. (Lab) Old Hastings, Hastings
Hickson, Susan (LD) Bletchingley, Tandridge
Higginbottom, James L. (Lab) Wombwell, Barnsley
Higgins, Pauline (Lab) Widewater, Adur
Higgins, Rob (Lab) Benwell, Newcastle
Higgins, Tim (Lab) St Nicolas, Adur
Higgins, Tony (Lab) Fairfield, Warrington
Higginson, Andrew J. (Con) Wivenhoe, Colchester
Higginson, Calum (Con) Lymm N, Warrington
Higginson, Tina (Grn) Latton Bush, Harlow
Highley, Stephen M. (Con) Odiham, Hart
Highmore, Liz (Lab) Doxford, Sunderland
Hignett, Bob (LD) Lymm N, Warrington
Higson, Colin (Con) Westhoughton N, Bolton
Higson, Joe (LD) Tovil, Maidstone
Higson, John S. (Con) Wakefield W, Wakefield
Hiiemae, Simon A. (Ind) Moreland, Gloucester
Hilal, Deborah L. (Lab) Didsbury W, Manchester
Hill, Anthony D. (Con) Featherstone, Wakefield
Hill, Charlotte (Lab) Morley S, Leeds
Hill, David A.J. (Lab) Stakes, Havant
Hill, Dianne (Lab) High Brooms, Tun Wells
Hill, Domenico W. (TUSC) Brislington W, Bristol
Hill, Edgar (LD) Verulam, St Albans
Hill, Jean (Lab) Norton Canes, Cannock Chs
Hill, Jeff (Con) Halesowen S, Dudley
Hill, Jeff (Lab) Cannock Longford, Cannock Chs
Hill, John M. (Ind) St Jude, Portsmouth
Hill, Jon (LD) Coley, Reading
Hill, Mike (Lab) Marple N, Stockport
Hill, Milly (Lab) Cam E, Stroud
Hill, Natalie A. (Lab) Cannock Park, Cannock Chs
Hill, Stuart C. (Ind) Forest Hall, N Tyneside
Hill, Thomas W. (Grn) Hoober, Rotherham
Hillary, Liz (Grn) Rodborough, Stroud
Hilleard, Christopher P. (Lab) Pitsea S.E, Basildon
Hilliar, Alan (LD) Rowhill, Rushmoor
Hilliard, Bob (Grn) Berkeley Vale, Stroud
Hillier, Sarah A. (First) Werrington, Peterborough
Hillier, Stephen (Con) Sherborne Rural, Dorset
Hillman, Bryan M.J. (Ref) Loose, Maidstone
Hillman, Graham P. (Lab) Corfe Mullen, Dorset
Hills, Ian R. (Lab) Finchampstead, Wokingham
Hills, Joleen (Confel) St Luke's, Southend
Hilton, Alex M. (Lab) Coppull, Chorley
Hilton, Jackie (TUSC) Plymstock Dunstone, Plymouth
Hilton, Jeremy E. (LD) Kingsholm, Gloucester
Hilton, Julia J. (Grn) Old Hastings, Hastings
Hilton, Lisa M. (Ref) Fulwell, Sunderland
Hilton, Nicholas R. (Lab) Pound Hill N, Crawley
Hilton, Simon J. (Ref) Hawkhurst, Tun Wells
Hilton, Stephen (Lab) Halesowen S, Dudley
Hinchcliff, Chris (Lab) Royston Palace, N Herts
Hinchcliff, Nicky (Lab) Abbey, Sandwell
Hinchcliffe, James C. (Con) St George C, Bristol
Hinchcliffe, Justyna K. (Con) St George C, Bristol
Hinchcliffe, Reuben (LD) Bargate, Southampton
Hind, Christopher N. (LD) Chalkwell, Southend
Hind, Deborah E. (Grn) Bramhall N, Stockport
Hind, Kevin R.C. (Lab) North Weald Bassett, Epping For
Hinde, Sam (Lab) Molyneux, Sefton
Hindle, Anna J. (Lab) Ribbleton, Preston
Hindle, Mags (Lab) Marple S, Stockport
Hindle, Roger (LD) St James', Oldham
Hindocha, Nidhi S. (Con) Bush Fair, Harlow
Hindry, Devin (Con) Monkston, Milton Keynes
Hingley, Brian T. (Con) C. Milton Keynes, Milton Keynes
Hinton, Frances C. (Grn) Gosforth, Newcastle
Hirsch, Oliver S. (Lab) C. Meon Valley, Winchester
Hirst, Glenn A.R.M. (Con) Dalton, Kirklees
Hirst, Jamie (LD) Brinnington, Stockport
Hirst, Michael S. (TUSC) Beverley, Hull
Hirst, Roger C. (Con) Hutton South, Brentwood
Hiscott, Claire (Con) Redland, Bristol
Hiscott, Nick (Con) Brislington W, Bristol
Hitch, Oliver J. (Grn) Sandridge, St Albans
Hitchcock, Pippa (LD) Donnington, Oxford
Hitchen, June (Lab) Miles Platting, Manchester
Hitchins, Ray (Grn) Headington, Oxford
Hitchmough, Mark K. (Con) Stairfoot, Barnsley
Ho, Kim (LD) Wardle, Rochdale
Hoad, Jeremy E. (Ind) Levenshulme, Manchester
Hoad, Nicola (LD) Castledon, Basildon
Hoare, Alison (Con) C. Southsea, Portsmouth
Hoare, Chris (Ind) Cranbrook, Tun Wells
Hoare, John (TUSC) Cullercoats, N Tyneside
Hoare, Mike (Con) Norton Canes, Cannock Chs
Hoare, Thomas C. (Con) Paulsgrove, Portsmouth
Hobart, Andrew G. (Con) Park, Tun Wells
Hobbs, Kevin A. (CRA) Canvey N, Castle Point
Hobbs, Malcolm J. (Ind) West Moors, Dorset
Hobbs, Matthew T. (Lab) Haldens, Wel-Hat
Hobbs, Natasha M. (Grn) Meadvale, Reigate
Hobbs, Timothy (LD) Eastville, Bristol
Hobbs-Chell, Hannah (Ind) Ferndown S, Dorset
Hobday, Mike (Lab) London Colney, St Albans
Hocking, Jak (Con) Dunston Hill, Gateshead
Hockley, Connie (Con) Titchfield, Fareham
Hocknell, Stephen (LD) Haverstoe, NE Lincs
Hodge, Miriam L. (LD) Norton South, Halton
Hodges, Angela M. (LD) Bloxwich E, Walsall
Hodges, Benjamin A. (LD) Willenhall N, Walsall
Hodges, Daniel E. (Grn) St Peter's, Cheltenham
Hodges, Paul D. (Grn) Charlestown, Manchester
Hodges, Samantha D. (Grn) Up Hatherley, Cheltenham
Hodges, Steven (Grn) Bedwell, Stevenage
Hodges, Stuart R. (LD) Bloxwich W, Walsall
Hodgkinson, Cameron (Lab) The Worthys, Winchester
Hodgkiss, Ann (Con) Helmshore, Rossendale
Hodgson, Lucy (Con) Lower Wick, Worcester
Hodgson, Matt (Lab) Banbury Cross, Cherwell

Hodgson, Stephen (Con) St Nicholas, Worcester
Hodson, Ashlee J. (Grn) Manor, Stevenage
Hodson, Chris (Grn) Martin's Wood, Stevenage
Hodson, Niall D. (LD) Millfield, Sunderland
Hoekstra, Paul J. (Grn) Heathlands, Woking
Hofmann, Katy (Lab) Rodborough, Stroud
Hogan, Tom (Lab) Hitchin Highbury, N Herts
Hogan-Webb, Samuel G. (TUSC) Longford, Trafford
Hogarth, Peter (Con) Silhill, Solihull
Hogrebe, Tilly (Grn) St Luke's, Southend
Holcroft, Lisa M. (Lab) Elmdon, Solihull
Holden, Clare (Ind) Dalton, Kirklees
Holden, Francis J. (Ref) Paddox, Rugby
Holden, Greg (LD) Kippax, Leeds
Holder, Greg (Lab) Culverden, Tun Wells
Holder, Ian (LD) St Thomas, Portsmouth
Holdroyd, Ginette M. (LD) Verwood, Dorset
Holdroyd, Mark (Grn) Oldbury, Sandwell
Holdsworth, Andy (Lab) St Mary's, N Tyneside
Holdsworth, Michael (LD) Skircoat, Calderdale
Holdsworth, Tom (Ref) Welwyn E, Wel-Hat
Holes, Steve (LD) Bursledon, Eastleigh
Holgate, Vincent D. (LD) Worsley Mesnes, Wigan
Holland, Andrew J.L. (LD) Golborne, Wigan
Holland, Barrie (Lab) Droylsden W, Tameside
Holland, Philip P. (Lab) Hutton North, Brentwood
Holland, Sally A. (LD) Chesil Bank, Dorset
Holland, Simon (Con) Greenfield, Rossendale
Holland, Simon P.T.M. (Con) Fringfords, Cherwell
Holland, Tracey-Ann (TUSC) Kingstone, Barnsley
Hollands, Wendy F. (Lab) Palace Wood, Maidstone
Holley, Max G. (Con) Cross Gates, Leeds
Holliday, Sandra J. (LD) St Mark's, Cheltenham
Holliman, Peter J. (Con) Wickford N, Basildon
Holling, Sherry (Lab) Rockingham, Barnsley
Hollingshead, Andrew R. (Ind) Shaftesbury Town, Dorset
Hollingsworth, David E. (LD) Burmantofts, Leeds
Hollinrake, Mark (Grn) Kingsway, Rochdale
Holloway, Clifford J. (Lab) The Homesteads, Thurrock
Holloway, Keith E. (LD) Cheadle Hulme S, Stockport
Holloway, Ryan D. (LD) Wareham, Dorset
Holloway, Thomas D. (Lab) Harestone, Tandridge
Holloway, Victoria C. (Lab) Belhus, Thurrock
Hollywell, Jackie (Lab) Symonds Green, Stevenage
Holman, Bruce (Grn) Cowplain, Havant
Holmes, Andrew D. (LD) Dines Green, Worcester
Holmes, Jayde S. (Con) Bacup, Rossendale
Holmes, John S. (LD) Randwick, Stroud
Holmes, Krys Tal (Grn) Altofts, Wakefield
Holmes, Oliver J. (LD) St Margaret's, Ipswich
Holmes, Roxanne E. (LD) Kingswinford S, Dudley
Holmes, Sara (Lab) Brookfield, Preston
Holmes, Stephen (LD) Kingswinford N, Dudley
Holmes, Stuart N. (LD) Hooley, Reigate
Holmshaw, Brian (Grn) Broomhill, Sheffield
Holst, Adam (Lab) Wolston, Rugby
Holt, Caroline J. (Con) Liversedge, Kirklees
Holt, Georgina (Grn) Westoe, S Tyneside
Holt, Jane A. (Grn) Dorridge, Solihull
Holt, Jaz (Ind) Rockingham, Barnsley
Holt, Linda (Con) Bramhall N, Stockport
Holt, Stephen R. (Grn) Olton, Solihull
Holt, Stephen W. (Ref) Hetton, Sunderland
Holt, Timothy C. (TUSC) Three Bridges, Crawley
Holton, Jenae H.T.G. (Con) Central, Peterborough
Holton, Tim (Con) Hawkedon, Wokingham
Holz, Christopher (Con) Astwood Bank, Redditch
Homer, Stephen A. (Lab) Mossley, Tameside
Homewood, James R. (Lab) Ashbrow, Kirklees
Hon, Karen (Lab) Great Lever, Bolton
Hone, Kerensa (TUSC) Donnington, Oxford
Hone, Terry (Con) Letchworth S.W, N Herts
Hood, Jonathan (LD) Royston, Barnsley
Hook, Jodie K. (Lab) Unsworth, Bury
Hooke, Jeremy N. (LD) Thorpe Hamlet, Norwich
Hooley, Anne (Con) Lostock, Trafford
Hooley, Colin R. (Con) Longford, Trafford
Hooper, Shaun A. (Ref) Honicknowle, Plymouth
Hooper, Stuart A. (Lab) Spencer's Wood, Wokingham
Hope, Daniel (Grn) Ashdown, Hastings
Hope, Holly (LD) Portland, Dorset
Hope, Howling Laud (OMRL) Fleet C, Hart
Hope, Michael (Con) West Heath, Rushmoor
Hope, Ryan D. (LD) Westham, Dorset
Hopkins, Angela (Lab) Wyken, Coventry
Hopkins, Doreen S. (Ref) Davenport, Stockport
Hopkins, Gary (Cmty) Knowle, Bristol
Hopkins, Harry (Con) Prestbury, Cheltenham
Hopkins, Sharon P. (LD) Sholing, Southampton
Hopkins, Victoria (Con) Danesborough, Milton Keynes
Hopkinson, Pete (Grn) Hulton, Bolton
Hopley, Philip (Grn) Handside, Wel-Hat
Hopwood, Alan H. (Con) Norton, Dudley
Hore, Martin (LD) Westgate, Ipswich
Horgan Davison, Tom (Con) Elswick, Newcastle
Horn, Becca (Grn) Castle, Hastings
Hornby, Fi (Grn) Rosehill, Burnley
Hornby, Jan (Lab) Holderness, Hull
Hornby, Sean C. (Ind) Little Lever, Bolton
Hornchen, Katja (Lab) Brislington E, Bristol
Horne, Amanda (Grn) Hargate, Peterborough
Horne, Ben (LD) Portley, Tandridge
Horne, Joe (Grn) Stanground S, Peterborough
Horner, Jamie L. (LD) Alphington, Exeter
Hornsby-Smith, Andrew (Lab) Church, Reading
Horrobin, Michelle A. (LD) Penhill, Swindon
Horrocks, Bill (Lab) Rosehill, Burnley
Horscroft, Sally A. (Grn) Park, Lincoln
Horsfall-Turner, Alexander R. (Con) Headington Hill, Oxford
Horton, Connor L. (Lab) Great Barr, Sandwell
Horton, Geoff (Con) Marfleet, Hull
Horton, Jason C. (Lab) Leigh C, Havant
Horton, Phil (Grn) Hamble, Eastleigh
Horton, Steel J. (Grn) Horley C, Reigate
Horton, Stevie (Lab) South Lake, Wokingham
Horwood, Martin C. (LD) Leckhampton, Cheltenham
Hosker, Alan (Con) Hapton, Burnley
Hoskin, Graeme W. (Lab) Southcote, Reading
Hoskins, Isobel C. (Grn) Coley, Reading
Hoskins, Keith R. (LD) Hitchin Priory, N Herts
Hossain, Jabed (Lab) Beacon, S Tyneside
Hossain, Sabreena Z. (Con) Fallowfield, Manchester
Houchin, Russell F. (LD) C. Milton Keynes, Milton Keynes
Houghton, Eric (Con) Woodhouse Park, Manchester
Houghton, Madeleine (Grn) Euxton, Chorley
Houghton, Steve (Lab) Cudworth, Barnsley
Houlihan, Coleen (Lab) Old Town, Stevenage
Houlihan, Michael P. (Lab) Mark Hall, Harlow
Houlihan, Timothy J. (LD) Quedgeley Fieldcourt, Gloucester
Hoult, Tony (LD) Rother Vale, Rotherham
Houlton, Edward N. (Con) Golborne, Wigan
Houlton, Gerard J. (Con) Hindley, Wigan
Houlton, Kathleen (Con) Lowton E, Wigan
Houltram, Charlotte (Grn) Up Holland, W Lancs
Houps, Marcel N.H. (Con) Almond Hill, Stevenage
Housden, Nicholas E. (Con) Stonehouse, Stroud
House, Ingrid M.F. (LD) Wath, Rotherham
House, Keith (LD) Hedge End S, Eastleigh
House, Rich (Grn) Hiltingbury, Eastleigh
Howard, Jonathan N. (LD) Bridgewater, Halton
Howard, Luke P. (Lab) Latton Bush, Harlow
Howard, Martin (LD) Pitsea N.W, Basildon
Howard, Michael T. (Lab) Nelson, Norwich
Howard, Mike (Ref) N. Heywood, Rochdale
Howard, Ryan M. (Lab) Lingfield, Tandridge
Howard, Sharon L. (Grn) Webheath, Redditch
Howard, Shaun K. (Grn) Oxhey, Watford
Howard, Suzanne N. (LD) Grange, Halton
Howard, Trevor D. (LD) Quedgeley Severn Vale, Gloucester
Howard, Vivien (LD) Fryerns, Basildon
Howarth, Isaac (Con) Stannington, Sheffield
Howarth, William (WP) Balderstone, Rochdale
Howden, Christopher T. (LD) Arthur's Hill, Newcastle
Howe, Andrew D. (TUSC) Millbrook, Southampton
Howell, Diane E. (Con) Yetminster, Dorset
Howell, Ian R. (SDP) Wetherby, Leeds
Howell, Simon P. (Con) Hinksey Park, Oxford
Howells, Max O.J. (Con) Nailsworth, Stroud
Howes, Robert C. (LD) Milton, Southend
Howes, Steve (Ind) Byfleet, Woking
Howick, Ashton V. (Grn) Wakefield N, Wakefield
Howitt, James (LD) Copnor, Portsmouth
Howland, Sinead K. (LD) Batchwood, St Albans
Howlett, Gareth (PIP) Thundersley N, Castle Point
Howley, Chris (LD) Weetwood, Leeds
Howling, Michael P. (Con) Bilton, Rugby
Hoy, Michael (Ind) Hullbridge, Rochford
Hoyland, Matt (LD) Heene, Worthing
Hubble, Nick (Grn) St Mary's, Bury
Hucker, Jonathan R. (Con) Stockwood, Bristol
Hudson, Chris (Ref) Ham, Plymouth
Hudson, Corinna H. (Lab) St John's, Ipswich
Hudson, Emily G. (Con) Harrietsham, Maidstone
Hudson, Justin (Con) Westgate, Gloucester
Hudson, Lisa (Con) Rickmansworth Town, Three Rivs
Hudspeth, Ian (Con) Woodstock, W Oxon
Huggins, Jack W. (TUSC) Pitsea N.W, Basildon
Huggins, Zoe (Con) Alverstoke, Gosport
Hughes, Alex (Lab) Chalford, Stroud
Hughes, Bill (Grn) Old Town, Swindon
Hughes, Bob (Lab) Dursley, Stroud
Hughes, Brady L. (Lab) Arbury, Nuneaton
Hughes, Colin W. (Lab) Norton South, Halton
Hughes, Conner (Grn) Newport Pagnell S, Milton Keynes
Hughes, David L. (Con) Launton, Cherwell
Hughes, Edwina (Lab) Gensing, Hastings
Hughes, George M. (Con) Western Springs, Cannock Chs
Hughes, Jade (Ind) Royton S, Oldham
Hughes, Joan C. (Grn) Stony Stratford, Milton Keynes
Hughes, John (LD) Sarisbury, Fareham
Hughes, Kate (Grn) Chorlton, Manchester
Hughes, Neil W. (Lab) Bisley, Stroud
Hughes, Noah (Confel) Westborough, Southend
Hughes, Peter (Lab) Wednesbury N, Sandwell
Hughes, Peter R. (Ref) Peverell, Plymouth
Hughes, Rachel (Lab) Rawmarsh E, Rotherham
Hughes, Richie (Con) Throston, Hartlepool
Hughes, Rob (Ind) Portland, Dorset
Hughes, Rosie (LD) Didsbury W, Manchester
Hughes, Sharon M. (Ind) Fort Fareham, Fareham
Hughes, Simon A. (Grn) St Anne's, Sunderland
Hughes, Tara L. (PoW) Davenport, Stockport
Hughes, Tom (Lab) Wyke, Bradford
Hughes, Tony (LD) S. Middleton, Rochdale
Hughes, Trevor (Con) Bedhampton, Havant
Hughes, Zoe J. (Lab) Pennsylvania, Exeter
Hugman, Tracy L. (Lab) Thames, Wokingham
Huish, Ann S. (Lab) Rural East, Epping Forest
Huish, Ronald E. (Lab) Ongar, Epping Forest
Hulcoop, Maggie (Lab) Little Parndon, Harlow
Hull, James T. (Lab) Ashton, Preston
Hull, Mark (Lab) Cowley, Oxford
Hull, Mark (LD) Marks Tey, Colchester
Hullock, Dennis (LD) Dewsbury East, Kirklees
Hulls, Jonathan (LD) Hayling W, Havant
Hulme, Simon R. (LD) Darfield, Barnsley
Hulme, Stephen T. (Ind) Ham, Plymouth
Hulme, Thomas C. (Con) Carholme, Lincoln

Humberstone, Mason (Lab) Old Town, Stevenage
Hume, Ed (Lab) Bletchley E, Milton Keynes
Hume, Steve (LD) Grange Hill, Epping Forest
Humm, Lorraine (LD) Fant, Maidstone
Humphrey, Dan (Lab) Scartho, NE Lincs
Humphrey, Keith (LD) Southlands, Adur
Humphrey, Noel E. (Lab) Brockham, Mole Valley
Humphreys, Steve (LD) High Brooms, Tun Wells
Humphries, Scott (LD) Newport Pagnell N, Milton Keynes
Humphries, Sian K. (Lab) University, Hull
Humphrys, Jonathan A.D. (Confel) Victoria, Southend
Humphrys, Tony (Lab) Blackburn S.E, Blackburn
Hunneyball, Emma M. (Grn) Chadsmoor, Cannock Chs
Hunnisett, Duncan N.S. (Grn) Keighley East, Bradford
Hunt, Alex R. (Ref) Chadsmoor, Cannock Chs
Hunt, Claire A. (Con) Hatfield E, Wel-Hat
Hunt, Edmund (Con) Windmill Hill, Bristol
Hunt, Erin M. (Con) Nelson, Portsmouth
Hunt, Jack (Con) Pennsylvania, Exeter
Hunt, Kath (Lab) Hednesford Hills, Cannock Chs
Hunt, Luke (Grn) Richmond, Sheffield
Hunt, Nathan P. (Ref) Gornal, Dudley
Hunt, Peter J. (Con) Elland, Calderdale
Huntbach, Lee A. (Grn) Ashton Waterloo, Tameside
Hunter, Callum L. (Lab) Whitchurch, Basingstoke
Hunter, Carl (Con) Eastleigh N, Eastleigh
Hunter, Janet (Lab) Forest Hall, N Tyneside
Hunter, Lawrence (Ind) Chapel, Newcastle
Hunter, Lee J. (Con) Maltby E, Rotherham
Hunter, Margaret E. (TUSC) Exhall, Nuneaton
Hunter, Ollie (Grn) St Helen's, Hastings
Hunter, Patricia F. (Lab) Oxted S, Tandridge
Hunter, Scott V.A. (TUSC) Covingham, Swindon
Hunter-Rossall, Catherine (Grn) Chorley E, Chorley
Huntman, Jamie D. (CIIP) Canvey C, Castle Point
Huque, Anjenarra (Con) Didsbury E, Manchester
Hurlbut, David A. (Ref) Whitehouse, Ipswich
Hurley, Jenny (TUSC) Chorley S.E, Chorley
Hurley, Lara M. (Her) Kursaal, Southend
Hurn, Jean (Con) Peel, Hyndburn
Hurn, Terence K. (Con) Baxenden, Hyndburn
Hurst, Harry T. (Lab) Woodham, Runnymede
Hurst, John A. (Grn) Cranbrook, Tun Wells
Hurst, Matthew A.S. (Ref) Longmeadow, Stevenage
Hurst-Buist, Evelien (Grn) Pembury, Tun Wells
Hurt, Julie A. (Grn) Briercliffe, Burnley
Hurt, Martyn (Grn) Trinity, Burnley
Hurt, Stephen R. (Grn) Headington Hill, Oxford
Husain, Alima (Con) Claremont, Salford
Huscroft, Nigel J. (Lab) Backworth, N Tyneside
Husen, Abdul (Ind) Wednesbury N, Sandwell
Hussain, Adil S. (Lab) Manningham, Bradford
Hussain, Akhtar (Con) Medlock Vale, Oldham
Hussain, Amin (Con) Heckmondwike, Kirklees
Hussain, Amo (Con) Birchills-Leamore, Walsall
Hussain, Ansar (Lab) Wolverton, Milton Keynes
Hussain, Arif (Lab) Gipton, Leeds
Hussain, Arshad (Lab) Toller, Bradford
Hussain, Ashiq (Ind) Boston Castle, Rotherham
Hussain, Faryad (Lab) Audley, Blackburn
Hussain, Ibrar (Lab) Heaton, Bradford
Hussain, Iftakhar (Lab) Bastwell, Blackburn
Hussain, Ishfaq (Con) Dogsthorpe, Peterborough
Hussain, Jakir (Lab) Pinhoe, Exeter
Hussain, Leah (Lab) Great Sankey S, Warrington
Hussain, Mahmood (Grn) Sitwell, Rotherham
Hussain, Mo (Lab) Great Sankey S, Warrington
Hussain, Mobeen (Lab) Queensbury, Bradford
Hussain, Mohammed (LD) St Mary's, Oldham
Hussain, Mohsin (Lab) Keighley Central, Bradford
Hussain, Mushtaq (Lab) Upper Gornal, Dudley
Hussain, Naseeb (Con) Battenhall, Worcester
Hussain, Naz (Lab) Warndon, Worcester
Hussain, Naznin (WP) Rusholme, Manchester
Hussain, Noor (Lab) Hutton North, Brentwood
Hussain, Qais (Con) Shipley, Bradford
Hussain, Sabir (Grn) Park, Calderdale
Hussain, Sadat (Grn) Palfrey, Walsall
Hussain, Saj (Con) Knaphill, Woking
Hussain, Sajid (Con) Dewsbury West, Kirklees
Hussain, Sharat (Ind) Clayton, Bradford
Hussain, Shiela (Lab) Biddick, S Tyneside
Hussain, Waqar (Ind) Billinge, Blackburn
Hussain, Wazir (Con) Maiden Erlegh, Wokingham
Hussain, Zahid (Lab) Levenshulme, Manchester
Hussam, Saffi (TUSC) Whitley, Reading
Hussey, Madeline (LD) South Ham, Basingstoke
Hussey, Ronald J. (LD) Eastrop, Basingstoke
Hutcheon, Rebecca L. (LD) Stoke Bishop, Bristol
Hutchings, Clive A. (Ind) Mincinglake, Exeter
Hutchinson, Philip (Con) St Bartholomew, Winchester
Hutton, Joseph (Grn) Hook, Hart
Hutton, Katie (Lab) Pilgrims Hatch, Brentwood
Hutton-Riedijk, Bec (Grn) Chapelford, Warrington
Hyams, Penny (Con) St Mark's, Cheltenham
Hyde, Susan J.M. (LD) Ingatestone, Brentwood
Hyde-Beardmore, Siena B. (Grn) Heath Hayes, Cannock Chs
Hyde-Williams, Shona L. (Lab) Roche S, Rochford
Hyland, Kate (Con) Abbeymead, Gloucester
Hyman, Howard (LD) Westgate, Gloucester
Hynam, Florian (TUSC) Headingley, Leeds
Hynd, Steve (Grn) The Stanleys, Stroud
Hynes, Martin (Grn) Sprites, Ipswich

I

Ibitoye, David-Oladapo (Con) Penhill, Swindon
Ibor, Collins E. (Con) Almondbury, Kirklees
Ibrahim, Can (Con) St James's, Dudley
Ibrahim, Nyla (Ind) Werneth, Oldham
Ideh, Frank (LD) Bicester South, Cherwell
Idle, Oscar (Grn) Crookes, Sheffield
Iffland, Elaine R. (Con) Eastville, Bristol
Ilderton, Janet (Con) Battle Hill, N Tyneside
Illingworth, Bob (LD) East Chesterton, Cambridge
Ilyas, Faiz (Lab) Wibsey, Bradford
Ilyas, Mozalfa (Lab) Clayton, Bradford
Imran, Mo (Con) Bletchley Park, Milton Keynes
Inch, Diane M. (LD) Norton North, Halton
Inchenko, Kostas (LD) Cheshunt N, Broxbourne
Inckle, Jacqueline (LD) Coalclough, Burnley
Ingall, Mark (Lab) Bush Fair, Harlow
Ingarfill, David (Grn) Chells, Stevenage
Ingarfill, Jack S.G.W. (Con) Symonds Green, Stevenage
Ingham, Claire E. (Con) Brunshaw, Burnley
Ingham, John P. (Grn) Airedale, Wakefield
Ingham, Karen (Con) Gawthorpe, Burnley
Ingham, Susan A. (LD) Reddish S, Stockport
Ingman, Janet (OWL) Ormskirk E, W Lancs
Ingram, Darryl C. (Her) Plymstock Dunstone, Plymouth
Ingram, Stephen P. (Con) Fort Fareham, Fareham
Inkster, Mark A.J. (Con) Bedhampton, Havant
Innes, David W. (Lab) Seaton, Hartlepool
Innes, Jayne (Lab) Whoberley, Coventry
Inniss, Marva I. (Lab) Brierley Hill, Dudley
Ion, Nicu (Lab) Elswick, Newcastle
Ion, Stephen R. (Con) St John's, Ipswich
Iqbal, Amjad (Lab) Central, Peterborough
Iqbal, Isaac S. (Lab) Brierfield W, Pendle
Iqbal, Manzar (Lab) Whitefield, Pendle
Iqbal, Mazhar (Con) Farnworth N, Bolton
Iqbal, Mohammed (Lab) Hunslet, Leeds
Iqbal, Mohammed (Nodesc) Bradley, Pendle
Iqbal, Muhammad (WP) Levenshulme, Manchester
Iqbal, Najeeb (LD) Roundhay, Leeds
Iqbal, Numan A. (Lab) East, Peterborough
Iqbal, Sohail (Lab) Rowley, Sandwell
Ircha, Andrew (LD) Hitchin Walsworth, N Herts
Ireland, Dave (TUSC) Hednesford Pye Grn, Cannock Chs
Ireland, Guy (Ref) Coxford, Southampton
Ireland, James L. (Lab) Boothferry, Hull
Ireland, Nick (LD) Crossways, Dorset
Irfan, Mohammed (WP) Central, Hyndburn
Irfan, Muhammad (Ind) Hollinwood, Oldham
Irish, Wayne (LD) Eastleigh C, Eastleigh
Irvine, Lewis V. (Grn) College, Cheltenham
Irving, Dave (Res) Harington, Sefton
Irving, Lee (Grn) Benwell, Newcastle
Isaacs, Fiona (Con) Alresford, Winchester
Isherwood, Adam N. (Her) Thorpe, Southend
Isherwood, Bianca E. (Her) Milton, Southend
Ishfaq, Parveen (TUSC) Shirley, Southampton
Islam, Muhammed A. (Ind) Manningham, Bradford
Islam, Sm N. (Con) King's Hedges, Cambridge
Islam, Toriqul (SocLab) Coney Hall, Gloucester
Iyengunmwena, Moses A. (Con) Hillside, Wokingham
Izaks, Helmut (Grn) Hendon, Sunderland

J

Jabar, Abdul (Lab) Great Horton, Bradford
Jabbi, Madi (Lab) St Mark's, Rushmoor
Jackson, Adam C. (Grn) Kenton, Newcastle
Jackson, Alex (Grn) Hawks Green, Cannock Chs
Jackson, Angela (Ref) Rural West, Hartlepool
Jackson, Anna M. (Grn) Brookvale, Basingstoke
Jackson, Ben (Ref) Park, Lincoln
Jackson, Dave (Lab) Wath, Rotherham
Jackson, Dawn M. (Grn) Castle, Sunderland
Jackson, Eleanor F. (Ref) London Colney, St Albans
Jackson, Ellis (Grn) Banister, Southampton
Jackson, Gillian L. (Con) E. Middleton, Rochdale
Jackson, Ian S. (Con) Littleborough Lakeside, Rochdale
Jackson, Jan (Lab) Stalybridge N, Tameside
Jackson, Jennie (Lab) Rural N.E, W Lancs
Jackson, Jennifer J. (Con) Rose Hill, Oxford
Jackson, Joanne (Grn) Britannia, Rossendale
Jackson, Laura (Grn) Brereton, Cannock Chs
Jackson, Matt (Lab) Darwen S, Blackburn
Jackson, Peter (LD) St John's, Worcester
Jackson, Peter C. (Con) Felling, Gateshead
Jackson, Peter M. (LD) Bicester West, Cherwell
Jackson, Rosie (Lab) Great Parndon, Harlow
Jackson, Samuel D. (Lab) Brinsworth, Rotherham
Jackson, Samuel J. (LD) Park, Calderdale
Jacob, Nicholas A.S. (LD) Whitton, Ipswich
Jacobs, Anna C. (Grn) Wetherby, Leeds
Jacobs, Peter E. (Grn) Douglas, Wigan
Jacobs, Valerie (Lab) Fant, Maidstone
Jadayel, Fady (Lab) Halesowen S, Dudley
Jafri, Uzma (Lab) Charlestown, Manchester
Jagger, Jessie (LD) Claines, Worcester
Jagger, Paul R. (LD) Leopard Hill, Worcester
Jago, Kate (Grn) Pinhoe, Exeter
Jaitay, Audrey (Con) Washington C, Sunderland
Jakeman, Francis D. (LD) Redlands, Reading
Jakes, Mickey (Grn) Plympton Erle, Plymouth
Jakobsson, Geraldine A.M. (Con) Pilgrims Hatch, Brentwood
Jakobsson, Peter M.H. (Con) Brentwood South, Brentwood
Jalil, Rizwan (Lab) Oldbury, Sandwell
Jamal, Ali (Con) Bowling, Bradford
James, Alan (Ref) Admirals, Rugby
James, Christine M. (Ind) Westham, Dorset
James, George W. (LD) Stroud Uplands, Stroud
James, Hollison (CPA) Hitchin Oughton, N Herts
James, Ian H. (Lab) Blunsdon, Swindon
James, Karen A. (HAll) Latton Bush, Harlow

James, Karen L. (Lab) Kingsway, Gloucester
James, Laura (Ind) Norden, Basingstoke
James, Seb (Con) St Clement, Worcester
James, Susan M. (Grn) Purbrook, Havant
James, Toby S.W. (Lab) Donnington, Oxford
James, Tod (Con) Crome, Norwich
James-Hodges, Cate (Grn) Stroud C, Stroud
Jan, Saffa J. (Lab) Peverel, Adur
Jancovich, Ben (Lab) Warley, Calderdale
Janes, Hugh (LD) St Peter, Plymouth
Janvier, Sue (Con) Skelmersdale S, W Lancs
Jaques, Roddy (Con) Horfield, Bristol
Jarman, David P. (Lab) Longford, Trafford
Jarman, Dillon A. (Grn) C. Southsea, Portsmouth
Jarman, Julie (Lab) Ancoats, Manchester
Jarman, Victoria (Ind) Pennsylvania, Exeter
Jarrett, William G. (WP) North Shields, N Tyneside
Jarrott-Chs, Candida (LD) Portley, Tandridge
Jarvis, Chris (Grn) St Mary's, Oxford
Jarvis, David A. (SDP) Dearne South, Barnsley
Jarvis, John L. (Con) Twyford, Wokingham
Jarvis, John L. (Grn) Benhall, Cheltenham
Jarvis, Michael (Lab) Horwich S, Bolton
Jarvis, Sal (LD) Great Ashby, N Herts
Jarvis, Steve (LD) Weston, N Herts
Jaspal, Jaspreet K. (Lab) Heath Town, Wolverhampton
Jawaid, Maryam (Grn) Greenhead, Kirklees
Jayaseelan, Lucia (TUSC) Dursley, Stroud
Jeanes, Jack D.J. (LD) Shaftesbury Town, Dorset
Jeater, Martin S.L. (Con) Evendons, Wokingham
Jeater, Paul F. (Grn) Brentwood North, Brentwood
Jeavons, Lee D. (Lab) Short Heath, Walsall
Jeffcoat, Richard J.E. (Ind) Tipton Green, Sandwell
Jefferies, Susan (LD) Ferndown S, Dorset
Jeffery, George E. (Con) Wickford Park, Basildon
Jeffery, Jack (TUSC) Park, Sheffield
Jeffery, Stuart R. (Grn) Allington, Maidstone
Jeffrey, Dylan (Con) High Street, Maidstone
Jeffries, Lesley E. (Grn) Morley N, Leeds
Jeffries, Peter J. (LD) Springbank, Cheltenham
Jemphrey, Shona (Grn) Lawrence Hill, Bristol
Jenkin, Jonathan E. (Grn) Chineham, Basingstoke
Jenking, Richard G. (Grn) Western Springs, Cannock Chs
Jenkins, Ann (LD) Bushbury S, Wolverhampton
Jenkins, David J. (Lab) Killingbeck, Leeds
Jenkins, Ian C. (LD) Oxley, Wolverhampton
Jenkins, Linda (Con) Portley, Tandridge
Jenkins, Nicola (Lab) Bretton, Peterborough
Jenkins, Phil (LD) St Martin's, Basildon
Jenkins, Simon (TUSC) Gleadless Valley, Sheffield
Jenkins, Timothy (Lab) Exhall, Nuneaton
Jenkins-Baldock, Hilary V. (Lab) Park Wood, Maidstone
Jenner, Nigel (Lab) Buckingham, Adur
Jennett, Sara E. (LD) Plymstock Radford, Plymouth
Jennings, Louise M. (Grn) Alwoodley, Leeds
Jennings, Tom (Lab) Bewsey, Warrington
Jensen, Finn M. (Grn) Ovenden, Calderdale
Jepson, Clive R. (Ind) Anston, Rotherham
Jepson, David I. (Lab) Brislington W, Bristol
Jereminovics, Tomass (Grn) St James's, Dudley
Jerrard, Elizabeth S. (Lab) Brentwood South, Brentwood
Jerrom, Michael G.L. (Ref) Park, Tun Wells
Jervis, Anne M. (Con) Leavesden, Three Rivers
Jervis, Marian (Lab) Croft Baker, NE Lincs
Jervis, Mark C. (Con) Appleton, Warrington
Jespersen, Sherry (Con) Hill Forts, Dorset
Jessop, Tony (Con) Grange, Gosport
Jesus, Kelly (Lab) Hargate, Peterborough
Jewell, Carol A. (LD) South Lake, Wokingham
Jewell, Elaine J. (LD) The Stanleys, Stroud
Jewell, Mark (LD) Lea, Preston
Jewell, Robert M. (LD) Stonehouse, Stroud
Jewell, Tom (Grn) Lower Stoke, Coventry
Jimenez, Philip (LD) Nelson, Norwich
Jinkerson, Tim (Lab) Barkham, Wokingham
Jobbins, David (Lab) Brizes, Brentwood
Jobson, Anne M. (Con) St Loye's, Exeter
Jobson, Caroline (Ref) Portswood, Southampton
Joglu, Muhammad (LD) Hatfield S, Wel-Hat
John McElroy (Lab) Chowdene, Gateshead
John, Idwal (Grn) Callerton, Newcastle
John, Lijo (Con) Flixton, Trafford
John, Sunny (Con) Mount Hermon, Woking
John-Goodman, Anthony (Con) Hitchin Walsworth, N Herts
Johns, David P. (Lab) Earby, Pendle
Johns, Marcus C. (Lab) Deansgate, Manchester
Johns, Robert O. (LD) Netherton, Dudley
Johns, Simon R. (LD) Sandridge, St Albans
Johnson, Alan (Grn) Rumworth, Bolton
Johnson, Andrew E. (Con) Church Langley N, Harlow
Johnson, Andrew I. (Con) Moor View, Plymouth
Johnson, Carl J. (Lab) Battle Hill, N Tyneside
Johnson, Carol S. (Grn) Eye, Peterborough
Johnson, Carole A.J. (Lab) St George W, Bristol
Johnson, Chris (LD) Spencer's Wood, Wokingham
Johnson, Christopher L.D. (LD) Smith's Wood, Solihull
Johnson, Douglas (Grn) City, Sheffield
Johnson, Elizabeth (Grn) Leckhampton, Cheltenham
Johnson, Ernesto G. (Grn) Mark Hall, Harlow
Johnson, Glenys A. (Grn) Horwich N, Bolton
Johnson, Gordon P. (OWL) Aughton, W Lancs
Johnson, Hannah P. (Lab) Chirton, N Tyneside
Johnson, Hilary (Con) Washington E, Sunderland
Johnson, James C. (Con) Olton, Solihull
Johnson, Jamie (LD) Pantiles, Tun Wells
Johnson, Jennifer (LD) Roche N, Rochford
Johnson, Jo (Ind) East, Peterborough
Johnson, Joe (Lab) St Oswald, Sefton
Johnson, K.D. (Con) Colehill, Dorset
Johnson, Liz (Lab) Blackburn S, Blackburn
Johnson, Luke (Con) Kingswinford S, Dudley
Johnson, Michael J. (TUSC) Hemsworth, Wakefield
Johnson, Neil (Lab) Culcheth, Warrington
Johnson, Pam (Lab) Hednesford Pye Grn, Cannock Chs
Johnson, Simon M. (Lab) Knowle, Solihull
Johnson, Tim (LD) Royston Meridian, N Herts
Johnson, Tony (Con) Bewbush, Crawley
Johnson, Tony B. (Lab) Chadsmoor, Cannock Chs
Johnson, Wayne (Con) Appleton, Castle Point
Johnson, Wendy (LD) Lymm N, Warrington
Johnsson, John J. (Con) Preston, N Tyneside
Johnston, Chris (Ind) North Shields, N Tyneside
Johnston, Christopher (Con) Tynemouth, N Tyneside
Johnston, Justin P. (Con) Etching Hill, Cannock Chs
Johnston, Kevin (Lab) Copt Hill, Sunderland
Johnston, Mark D. (LD) Chipstead, Reigate
Johnston, Murray A. (LD) Rowner, Gosport
Johnston, Sam M. (Con) St Peter's, Sunderland
Johnstone, Bobby (Lab) St Paul's, Cheltenham
Johnstone, Olive J. (Con) Norbury, Stockport
Johnstone, Paul (Grn) Redvales, Bury
Joiner, Paul L. (CRA) Canvey N, Castle Point
Joinson, Peter J. (Lab) W. Heywood, Rochdale
Jojo, Nadeem I. (Grn) Kearsley, Bolton
Jolley, Allan E. (Lab) Great Parndon, Harlow
Jones, Adrian F. (Con) Great Barr, Sandwell
Jones, Alun (LD) Valley, Tandridge
Jones, Alwyn H. (Lab) Evendons, Wokingham
Jones, Andrew D. (Con) Poulton S, Warrington
Jones, Annabel M. (LD) Chertsey St Ann's, Runnymede
Jones, Aragorn J. (Lab) Backworth, N Tyneside
Jones, Ben (Lab) Odiham, Hart
Jones, Benoit D. (LD) St Michael's, Coventry
Jones, Carole E. (Lab) Westgate, Ipswich
Jones, Carole Y. (Con) Sturminster Newton, Dorset
Jones, Cheryl L. (LD) Boston Castle, Rotherham
Jones, Clint J. (Grn) Eggbuckland, Plymouth
Jones, Colin G. (Con) Higher Blackley, Manchester
Jones, Darryl R. (Con) Southchurch, Southend
Jones, David (Grn) Blackfriars, Salford
Jones, David (Grn) Mayor, Salford
Jones, David (Ind) Castleton, Rochdale
Jones, Diana M. (PIP) Appleton, Castle Point
Jones, Eddie (Lab) Appleton, Halton
Jones, Emba M. (Lab) Dormansland, Tandridge
Jones, Emlyn (LD) Baird, Hastings
Jones, Gideon M.W. (Grn) Horsforth, Leeds
Jones, Hazel M. (LD) St Nicholas, Stevenage
Jones, Hilary V. (Grn) Ashton Hurst, Tameside
Jones, Howard P. (Con) Ashtead Park, Mole Valley
Jones, Ian (Grn) Wallsend N, N Tyneside
Jones, Ian (LD) Buckingham, Adur
Jones, Ian P. (Ind) Rotherham W, Rotherham
Jones, Jason D. (LD) Manor, Stockport
Jones, John (Lab) Kingsway, Gloucester
Jones, Julian G. (Ind) Oakley, Basingstoke
Jones, Julian S.L. (Grn) Bridport, Dorset
Jones, Kate (LD) Elmdon, Solihull
Jones, Kath (Con) Bridgemary, Gosport
Jones, Katy (Ind) Dorchester E, Dorset
Jones, Laura (Lab) Hemsworth, Wakefield
Jones, Lisa J. (Con) Quarry Bank, Dudley
Jones, Marcus C. (Res) Whyteleafe, Tandridge
Jones, Matt (Con) Bargate, Southampton
Jones, Matt (Grn) Moor Park, Three Rivers
Jones, Merlin (LD) Goring, Worthing
Jones, Michael G. (Lab) Bewbush, Crawley
Jones, Oliver (Con) Marine, Worthing
Jones, Patricia G.M. (Con) Blackbird Leys, Oxford
Jones, Paul A. (LD) Moss Side, Manchester
Jones, Paul T. (Con) Hednesford Grn Hth, Cannock Chs
Jones, Phil (Con) Chadsmoor, Cannock Chs
Jones, Rebeka (Con) Bowthorpe, Norwich
Jones, Rhian (Lab) West Heath, Rushmoor
Jones, Richard (LD) Wednesbury N, Sandwell
Jones, Richard S.A. (CCH) Fleet C, Hart
Jones, Rosie (Grn) Longholme, Rossendale
Jones, Roy R. (Ind) Stanford E, Thurrock
Jones, Roz (Lab) Werrington, Peterborough
Jones, Sarah (Con) Rodborough, Stroud
Jones, Scott F. (TUSC) Loughton Forest, Epping For
Jones, Simon J. (Confel) Prittlewell, Southend
Jones, Simon M. (Con) Catton Grove, Norwich
Jones, Stella (LD) Dorchester E, Dorset
Jones, Sue (Con) Theydon Bois, Epping Forest
Jones, Taylor (Ref) Horwich N, Bolton
Jones, Trevor (Ref) Tonge, Bolton
Jones, Val (Con) Cannock Park, Cannock Chs
Jones, Vanessa A. (Ind) Boxley Downs, Maidstone
Jones, Victoria T. (Lab) Sherwood, Tun Wells
Jones, Will (Con) Southway, Plymouth
Joomun-Whitehead, Ashwaan (Lab) Worth Valley, Bradford
Jordan, Christina S. (Ref) Tadley, Basingstoke
Jordan, Karen M. (Lab) Kingswinford N, Dudley
Jordan, Marianne R. (Grn) Hill End, St Albans
Jordan, Rashida (WP) Milnrow, Rochdale
Jordan, Sheila A. (LD) Bulmershe, Wokingham
Jordan, Stephen D. (Grn) Westborough, Southend
Jordan, Tim (LD) Latchford W, Warrington
Jorgensen, Norman (Con) Maiden Erlegh, Wokingham
Jorgensen, Pauline A. (Con) Hillside, Wokingham
Jorgeson, Michael S. (Lab) De Bruce, Hartlepool
Joseph, Caroline V. (LD) Fetcham, Mole Valley
Joseph, Rajesh (Con) Bedminster, Bristol
Joseph, Victoria (Lab) Laindon Park, Basildon
Joshi, Gita (Grn) Smethwick, Sandwell
Joshua, Beverley J. (LD) Lye Valley, Oxford

Jowett, Steve (Lab) Meols, Sefton
Joy, Denise (Ind) High Street, Maidstone
Joy, Tabi (Grn) St Paul's, Cheltenham
Joyce, Kevin (Her) Knellwood, Rushmoor
Joyce, Nathaniel J. (Grn) Chandler's Ford, Eastleigh
Joyce, Nathaniel J. (Grn) Westbury-on-Trym, Bristol
Joyner, Joanne (LD) Preston Rural E, Preston
Joynes, Anne (Lab) Woodside, Watford
Judd, Milly (Grn) Netteswell, Harlow
Judge, Alan P. (Lab) Rastrick, Calderdale
Judge, Deirdre A. (Con) Ashley, Bristol
Judge, Heather I. (LD) Holywell, Oxford
Judson, Andrew M. (Ref) Keighley West, Bradford
Judson, Craig (Ind) Manor Castle, Sheffield
Jungmayr, Anja (Grn) Healey, Rochdale
Jupp, Theodore E. (LD) Summertown, Oxford
Jutsum, Sarah (Lab) Eastleigh N, Eastleigh

K

Kaczmarek, Edward T.P. (Lab) Sidney Sussex, NE Lincs
Kaczmarek, Pauline G. (Lab) Humberstone, NE Lincs
Kadakia, Ketan (Con) Shenley Brook End, Milton Keynes
Kadwell, John (Ind) Charlton Park, Cheltenham
Kahan, Nick (Con) Callowland, Watford
Kahut, Zahid (Ind) Batley West, Kirklees
Kail, Danielle (Grn) Three Bridges, Crawley
Kail, Simon J. (LD) Werrington, Peterborough
Kain, David J. (Ind) High Brooms, Tun Wells
Kala, Glenn (Grn) South Ham, Basingstoke
Kalam, Abdul (Ind) Bentley, Walsall
Kalari, Laured (Ind) Rowley, Sandwell
Kalokoh, Joseph B. (Con) Rusholme, Manchester
Kamara, Fatima (Lab) Walton N, Elmbridge
Kambites, Carol (Grn) Stonehouse, Stroud
Kane, Joanna (Lab) Greenlands, Redditch
Kantor, Alexandrine A.T. (LD) Blackbird Leys, Oxford
Kapadia, Amin (Ind) Audley, Blackburn
Kapoor, Ajay (Lab) Stanford E, Thurrock
Kareem, Ola (LD) Westgate, Gloucester
Karim, Amar A. (LD) Headingley, Leeds
Karim, Ghaffar (LD) Little London, Leeds
Karim, Mohammed S. (Lab) Ashton Hurst, Tameside
Karimjee, Zakariyah (Grn) Petersfield, Cambridge
Karslake, Naomi C. (Lab) Bicester West, Cherwell
Kaschula, Matthew (LD) Whitchurch, Basingstoke
Kashif, Muhammad (Lab) Kersal, Salford
Kasibo, Mike (Lab) Shenley Brook End, Milton Keynes
Kasperkowicz, Tom (Lab) Buckhurst Hill W, Epping For
Kasule, Brian I. (Con) Bush Fair, Harlow
Kauffman, Howard (Res) Loughton St John's, Epping Forest
Kauffman, Will (Res) Loughton Fairmead, Epping For
Kaul, Sumukh (Lab) Headington, Oxford
Kaur Nagra, Daljit (LD) West Bromwich C, Sandwell
Kaur, Parbinder (Lab) Smethwick, Sandwell
Kaur, Rashpal (Lab) Bilston S, Wolverhampton
Kauser, Safina (LD) Littleborough Lakeside, Rochdale
Kauser, Zarah (LD) Bamford, Rochdale
Kaushik, Manisha R. (Lab) Crosland Moor, Kirklees
Kay, Helen L. (Lab) Wishing Tree, Hastings
Kay, Kate (Grn) Nailsworth, Stroud
Kay, Penny (Con) Dalton, Rotherham
Kaye, Peter J. (Yorks) Craven, Bradford
Kazmi, Syed F.A. (Lab) Wardle, Rochdale
Kean, Danuta (Lab) Hollington, Hastings
Keane, Chris (Grn) St Nicholas, Stevenage
Keasey, Shaun R. (Ind) Sedgley, Dudley
Keast, David J. (Con) Cowplain, Havant
Keats, Simon (Ref) Holmwoods, Mole Valley
Keay, Leo (Con) St Michael, Winchester
Keay, Paula H. (LD) Brockham, Mole Valley
Kedward, Devenne T. (Ref) Newbold, Rugby
Kedzierski, Kacper N. (Lab) Bishopsworth, Bristol
Keech, Debs (Grn) Hawkhurst, Tun Wells
Keefe, Corinna (LD) Park, Tun Wells
Keefe, Patrick C. (Lab) Paulsgrove, Portsmouth
Keegan, Joan M. (Lab) Monkton, S Tyneside
Keeley, Greg (Con) Besses, Bury
Keen, Terry (LD) Silverhill, Hastings
Keenan, Eve R. (Lab) Rotherham W, Rotherham
Keeping, Mark (Lab) Kentwood, Reading
Kehily, Claire L. (Grn) Coxheath, Maidstone
Keith-Hill, Paul A. (Con) Filwood, Bristol
Kellerman, Zach (LD) Park, NE Lincs
Kelly, Andrew C. (Wsoc) Walton C, Elmbridge
Kelly, Andy (LD) Milnrow, Rochdale
Kelly, Bridget (Lab) E. Ecclesfield, Sheffield
Kelly, Charlie G.W. (Con) Westway, Tandridge
Kelly, Frank (Con) Hooley, Reigate
Kelly, Jennifer M. (LD) N. Heywood, Rochdale
Kelly, John H. (Ref) Offerton, Stockport
Kelly, Kathryn S. (Grn) Elson, Gosport
Kelly, Leanne (Ind) Prittlewell, Southend
Kelly, Maria A. (Lab) Marden, Maidstone
Kelly, Mike (Lab) Mount Hermon, Woking
Kelly, Neil M.L. (Grn) Portswood, Southampton
Kelly, Nicholas S. (Grn) Blackmore, Brentwood
Kelly, Peter (Lab) Garrison, Preston
Kelly, Sean (LD) Wivenhoe, Colchester
Kelly, Sonya A. (Lab) Ainsdale, Sefton
Kelly, Stephen P. (LD) Ryton, Gateshead
Kelly, Tracy (Lab) Higher Irlam, Salford
Kelsall, Richard J. (Lab) North Leigh, W Oxon
Kelway, Kevin J. (Con) St Peter, Plymouth
Kemm, Danielle (Grn) Little Parndon, Harlow
Kemp, Neville (Grn) Horley W, Reigate
Kemp, Peter (LD) Hoddesdon N, Broxbourne
Kemp, Philip H. (LD) Ashley, Bristol
Kemp, Sally A. (Grn) Broxbourne, Broxbourne
Kemp, Stewart J.C. (Grn) Beighton, Sheffield
Kendall, David J. (LD) Brentwood West, Brentwood
Kendall, James (Ref) Morley S, Leeds
Kennaugh, Jack A.C. (Con) Stockingford W, Nuneaton
Kennedy, David (Ind) Primrose, S Tyneside
Kennedy, Dylan H. (Grn) Cannock Longford, Cannock Chs
Kennedy, Felix P. (Grn) Redhill W, Reigate
Kennedy, Laura (Con) Pittville, Cheltenham
Kennedy, Mary F. (Con) Ribbleton, Preston
Kennedy, Neil O. (Ind) Airedale, Wakefield
Kennedy, Pete (Grn) Painswick, Stroud
Kennedy, Stuart H. (Grn) Heath Hayes, Cannock Chs
Kennett, Richard J.C. (Con) Emsworth, Havant
Kenning, Stephanie (LD) Manor Castle, Sheffield
Kenny, Bill (Con) Cannock Park, Cannock Chs
Kenny, Julia E. (Con) Brereton, Cannock Chs
Kenny, Paul R. (Lab) Harefield, Southampton
Kent, Chris (Res) Buckhurst Hill E, Epping Forest
Kent, Don (LD) Paddock Wood, Tun Wells
Kent, John G. (Lab) Grays Thurrock, Thurrock
Kent, Mark C. (Lab) Pedmore, Dudley
Kent, Tim (LD) Hengrove, Bristol
Kent, Timothy J. (Lab) Bookham W, Mole Valley
Kenyon, Ann (Lab) Haslington, Rossendale
Kenyon, David A. (Grn) Boultham, Lincoln
Kenyon, Mark (LD) Saddleworth W, Oldham
Kenyon, Robert F. (Ref) Orrell, Wigan
Kenzington, Gorgyanna (LD) Cliviger, Burnley
Keough, Steve (Con) Bablake, Coventry
Kernan, Geoff (Lab) Mirfield, Kirklees
Kerr, Helen D. (TUSC) Longmeadow, Stevenage
Kerr, Mark S. (TUSC) Old Town, Stevenage
Kerr-Brown, John (Lab) Poplars, Warrington
Kerridge, Jason (LD) Central, Peterborough
Kerrigan, Isobel C. (Lab) Paddock Wood, Tun Wells
Kerrigan, Kevin A. (Lab) Goudhurst, Tun Wells
Kerrigan, Liam (Lab) Old Harlow, Harlow
Kersey, Catherine (Ref) Bridge, Ipswich
Kershaw, Jonathan E. (Grn) Castleton, Rochdale
Kerslake, Sheila A. (LD) Covingham, Swindon
Keska, Paul S. (Con) Ongar, Epping Forest
Kesseiri Austin, Radia (Con) Brockham, Mole Valley
Kett, Ryan D. (Yorks) Chapel Allerton, Leeds
Kettle, Ian M. (Con) Pedmore, Dudley
Kettle, Trevor J. (Lab) Uplands, Fareham
Keville, Brendan (Lab) Ordsall, Salford
Kevlin, Nadia M. (Grn) Brislington W, Bristol
Kewell, Lee (Con) St Jude, Portsmouth
Kewish, Michael P. (Grn) Sutton, Plymouth
Key, Peter R. (Yorks) Keppel, Rotherham
Keywood, Charlotte G.A. (Con) Thames Ditton, Elmbridge
Khadka, Dinesh (LD) High Street, Maidstone
Khan, Al-Yasa (Con) Brookfield, Preston
Khan, Anna (LD) Penn, Wolverhampton
Khan, Arfan (LD) Tettenhall Wightwick, Wolverhampton
Khan, Arshad (Justice) Bewbush, Crawley
Khan, Asghar (Lab) Burmantofts, Leeds
Khan, Azim A. (Nodesc) Marsden, Pendle
Khan, Faria A.N. (Con) Cheadle W, Stockport
Khan, Fazeeiah (Lab) Hulton, Bolton
Khan, Fred (Con) Little Lever, Bolton
Khan, Haroon N. (WP) Kingsway, Rochdale
Khan, Hasina (Lab) Chorley E, Chorley
Khan, Hassan U. (Lab) Bowling, Bradford
Khan, Kaleel (Ind) St Peter's, Tameside
Khan, Kash (LD) Cradley N, Dudley
Khan, Kiran (Lab) Broadfield, Crawley
Khan, Lubna (Ind) Bank Hall, Burnley
Khan, Majid (Ind) Failsworth W, Oldham
Khan, Mashkoor (Lab) Moor Park, Three Rivers
Khan, Muhammad A. (Con) Charlestown, Manchester
Khan, Naveed (Con) Park, Calderdale
Khan, Naveed A. (Con) Cheadle E, Stockport
Khan, Nweeda (Lab) Plungington, Preston
Khan, Raja E.A. (LD) Ravensthorpe, Peterborough
Khan, Rana (Ind) Bastwell, Blackburn
Khan, Saadat (Con) Castle, Dudley
Khan, Sadiqua (TUSC) Coley, Reading
Khan, Salman (LD) Panshanger, Wel-Hat
Khan, Sangeeta K. (Con) Great Horton, Bradford
Khan, Sat (Con) Sedgley, Dudley
Khan, Shareen (Grn) Great Barr, Sandwell
Khan, Sid (Lab) North, Redditch
Khan, Tajamal (Lab) Rotherham W, Rotherham
Khan, Wafa (Con) Castle, Dudley
Khan, Wikas (LD) Oldbury, Sandwell
Khangura, Amarjit (Con) Milby, Nuneaton
Khanom, Ayesha (Lab) Bletchley Park, Milton Keynes
Khansaheb, Aamir (TUSC) Chorley E, Chorley
Khansaheb, Arif (TUSC) Chorley N.W, Chorley
Khansaheb, Tahir (TUSC) Chorley N, Chorley
Khatkar, Rambir S. (LD) Cheylesmore, Coventry
Khayinza, Irene M. (LD) Loddon, Wokingham
Khepar, Daisy (LD) Fleet E, Hart
Khuttan, Steve (Ref) Friar Park, Sandwell
Kierman, David J. (LD) Manor, Trafford
Kift, Penny (Ind) Pantiles, Tun Wells
Ki-Kydd, Ruby (Ref) Streetly, Walsall
Kilgannon, Carol (Ind) Orford, Warrington
Killbery, James A. (Grn) Crome, Norwich
Killen, Ambrose (Con) London Colney, St Albans
Killick, Peter R.G. (Res) Lingfield, Tandridge
Killworth, Edward J. (LD) Headless Cross, Redditch
Kim, Caroline E. (Con) Long Ditton, Elmbridge
Kimber, Jenny (Lab) Bingley Rural, Bradford
Kimber, Paul R. (Lab) Portland, Dorset
Kimberley, Ed (Lab) Warndon, Worcester
Kimmance, Ashleigh (LD) High Street, Maidstone
King, Aidan J. (LD) South Jesmond, Newcastle
King, Deborah A. (LD) Priory Vale, Swindon
King, Ellie (Lab) Hillfields, Bristol

King, Geoffrey H. (LD) Haydon Wick, Swindon
King, Joan (Lab) South Oxhey, Three Rivers
King, Lionel A. (LD) Knowle, Solihull
King, Luke S. (Con) Cowley, Oxford
King, Nicola L. (Lab) Stockingford E, Nuneaton
King, Paul (Grn) Mark Hall, Harlow
King, Paula (WEP) Reddish N, Stockport
King, Roger I. (LD) Hitchin Walsworth, N Herts
King, Wanda (Lab) Batchley, Redditch
Kingdom, Ann P. (LD) Park, Sheffield
Kingston, David (LD) Central, Worthing
Kingston, Elaine L. (Ref) Cobham, Elmbridge
Kingston, Robert D. (Lab) Westgate, Gloucester
Kingstone, Ann (Lab) Skircoat, Calderdale
Kinloch, David G.I. (LD) Botley, Eastleigh
Kinnersley, Alex (Grn) St Clement, Worcester
Kinnison, Terri (Lab) Cam W, Stroud
Kinsella, Pamela D. (Lab) Westborough, Southend
Kinsella, Tim (LD) Davyhulme, Trafford
Kippax, Chris (LD) Yetminster, Dorset
Kirby, Andrew T. (Lab) Denmead, Winchester
Kirby, Justin (Grn) Fort Royal, Worcester
Kirby, Stephen J. (Con) Westgate, Ipswich
Kirk, Daniel R. (Con) Sudell, Sefton
Kirk, Dean (Lab) Longhill, Hull
Kirk, Nathan (Con) Heath Hayes, Cannock Chs
Kirk, Peter (Con) City, Bradford
Kirk, Rebecca (Lab) Letchworth S.W, N Herts
Kirkby-Taylor, Libby (Grn) Mersea, Colchester
Kirke, Amanda J. (Grn) Mile End, Colchester
Kirkham, Caron L. (Grn) Shiremoor, N Tyneside
Kirkham, James R. (Grn) Anglesey, Gosport
Kirkham, Kay (LD) Worth Valley, Bradford
Kirkham, Nigel P. (LD) Pedmore, Dudley
Kirtiklis, Darius (LD) Derringham, Hull
Kirtley, Alistair (LD) St George C, Bristol
Kirton, Leigh (Lab) Deckham, Gateshead
Kirwan, joe (Lab) Whitley Bay N, N Tyneside
Kirwin-McGinley, Tina (Lab) Chorlton, Manchester
Kishore, Chinu (Con) Wheatley, Rochford
Kitchen, Gareth (Grn) Wotton-under-Edge, Stroud
Kitching, James R. (LD) Stairfoot, Barnsley
Kitts, Peter G.E. (Grn) Aspull, Wigan
Klein, Howard (Con) Rixton, Warrington
Kloker, Alice (Lab) Shirley, Southampton
Knell, Catherin M. (LD) Chowdene, Gateshead
Kneller, George (LD) Purbrook, Havant
Knight, Andrew M.J. (Lab) Craven, Bradford
Knight, David (TWA) Goudhurst, Tun Wells
Knight, Esther A. (PoW) Minster, Lincoln
Knight, Jed P.H. (Lab) Chalford, Stroud
Knight, John (LD) Mersea, Colchester
Knight, Justin (Ind) West Park, S Tyneside
Knight, Kirsty (Ind) Orton Waterville, Peterborough
Knight, Rosa L. (Lab) Whyteleafe, Tandridge
Knight, Rowan J. (Con) Greenstead, Colchester
Knight, Stuart (Lab) Wickersley N, Rotherham
Knight, Valerie E.D. (Grn) Broadwater, Worthing
Knight, Valerie S. (Con) Broadfield, Crawley
Knighton, Paul G. (Nodec) Overton, Hyndburn
Knights, Sam (Grn) Brislington W, Bristol
Knott, Beverley A. (LD) Ashley, Bristol
Knott, John C. (PIP) St Michael's, Castle Point
Knott, Kate (PIP) Hadleigh St James, Castle Point
Knott, Sarah J. (Her) Leggatts, Watford
Knotts, Josh A. (Con) Deckham, Gateshead
Knowles, Maurice B. (Con) Havant St Faith's, Havant
Knowles, Rebecca (Lab) Poulton S, Warrington
Knowles-Leak, Rob (Lab) Cotham, Bristol
Knox, Gareth (TUSC) Wednesbury N, Sandwell
Knox, Jake (LD) Garforth, Leeds
Koch, Sofiya C. (Lab) Kingswood, Hull
Kochitty, Philip (Grn) Farnworth N, Bolton
Kog, Akin (Grn) Castle Bromwich, Solihull
Kollar, Susan (Lab) Bishopsworth, Bristol
Kondakor, Michele M.P. (Grn) Weddington, Nuneaton
Konieczko, Andy (LD) Brighton Hill, Basingstoke
Kordbarlag, Alyson (Grn) Houghton, Sunderland
Kortlandt, Susan M. (Lab) Warley, Brentwood
Kosandiak, Diane L. (Grn) Moston, Manchester
Kosted, Geoff (Lab) Hamble, Eastleigh
Kouser, Aisha (Ind) St Mary's, Oldham
Koutstaal, Marlies (LD) West Parley, Dorset
Kovacs, Tamas (Con) Hunslet, Leeds
Kowalczuk, Dariusz M. (Grn) Hillmorton, Rugby
Kowalska, Agnieszka B. (TUSC) Blackbird Leys, Oxford
Kramer, Joe (LD) Sale C, Trafford
Kristensen, Martin I. (Con) Weston, N Herts
Kruskonjic, Peter (Con) Cannock Longford, Cannock Chs
Kubaszczyk, Ella (Con) Elmbridge, Gloucester
Kubaszczyk, Jaro (Con) Kingsway, Gloucester
Kuga, Thee (Ref) Ashdown, Hastings
Kuipers, Melisa J. (LD) Horsell, Woking
Kukol, Andrewas (Grn) Hatfield Villages, Wel-Hat
Kulbacki, George (LD) Sharoe Green, Preston
Kulkarni, Aniket S. (Con) Rokeby, Rugby
Kulsoom, Tahira (Grn) Battle, Reading
Kumar, Bhupinder (Con) Moss Side, Manchester
Kumar, Sian R. (Con) Ettingshall S, Wolverhampton
Kumar, Tina (Con) Boston Castle, Rotherham
Kumbhat, Prashant (Grn) Miles Platting, Manchester
Kuong-Kwan, Chi (Con) Great Sankey N, Warrington
Kurien, Rojo (LD) Fant, Maidstone
Kurilecz, Katie (LD) Thorpe, Southend
Kus, Brian (Ref) Richmond, Sheffield
Kwiatkowski, Karl M.K. (Grn) Banbury Grimsbury, Cherwell
Kyaw Oo, Winko (Lab) Fulwood, Sheffield
Kyriacou, Alex (Lab) Roydon, Epping Forest

L

Labrosse, Louis M. (Lab) Oxted N, Tandridge
Lacey-Clarke, Noc (Con) Blandford, Dorset
Laferla, Henry (Con) Bishop's Waltham, Winchester
Laing, Charles (Con) Cadwell, N Herts
Laing, Isobel A. (Lab) Oakley, Cheltenham
Laing, Sara J. (Grn) Worsley, Salford
Lal, Sat (Con) Hutton East, Brentwood
Lall, Manjit S. (LD) Wednesbury S, Sandwell
Lam, Joyce (Lab) Wokingham Without, Wokingham
Lamb, Alan J. (Con) Wetherby, Leeds
Lamb, Matt (Lab) Dines Green, Worcester
Lambert, Christie (Lab) Freemantle, Southampton
Lambert, Ginnie (Lab) Bargate, Southampton
Lambert, Joshua N. (LD) Walton N, Elmbridge
Lambert, Mark (LD) Aston, Rotherham
Lambert, Stephen (Lab) Kenton, Newcastle
Lamerton, Kate (Lab) Bowdon, Trafford
Lamont, Marc A. (Con) Warlingham E, Tandridge
Lamplugh, Archie (Grn) Boothferry, Hull
Lancashire, Cora (Lab) Dalton, Rotherham
Lancaster, Peter (LD) Billericay West, Basildon
Lancaster, Rachel (Lab) Holbrook, Coventry
Lancaster, Rhys (Lab) Weston, N Herts
Lanchbery, Philippa (Grn) Wolvercote, Oxford
Lanchester, Richard A. (Grn) Bedhampton, Havant
Lancos, Luis M. (Confel) Blenheim Park, Southend
Landau, Helen (Con) Hesters Way, Cheltenham
Landells, Andrew P. (LD) Millbrook, Southampton
Landon, Robert (TUSC) Wormley, Broxbourne
Lane, Stewart W.W. (Grn) Staplehurst, Maidstone
Langham, Jez (LD) Long Ditton, Elmbridge
Langley, Gerry (Con) Dene, Newcastle
Langley, Marie L. (Con) Downhall, Rochford
Langlois, Samuel (Grn) Maiden Erlegh, Wokingham
Langran, John (LD) Portswood, Southampton
Langrick, Joan M. (Lab) Leeds, Maidstone
Langridge, Richard A. (Ref) Witney N, W Oxon
Langrock-Bircher, Eva (Grn) Moreland, Gloucester
Langton, Chris (Res) Oxted S, Tandridge
Lanigan, Charlotte M. (Grn) Didsbury E, Manchester
Laniyan, Segun (Con) Great Ashby, N Herts
Lankester, Francis D. (Ind) Cathedral, Worcester
Laplain, Jay (LD) Warley, Brentwood
Laplain, Vanessa P. (LD) Blackmore, Brentwood
Lappin, Paulette (Lab) Ford, Sefton
Larkin, Mo (Ind) Nethermayne, Basildon
Larman, Lorraine p. (PIP) Appleton, Castle Point
Lascelles, Kristy R.R. (Grn) Eastbrook, Adur
Last, John D. (Con) Canvey E, Castle Point
Latham, Ritchie (LD) Bishop's Waltham, Winchester
Lathan, Raymond (Ref) Pallion, Sunderland
Lathan, Susan (Ref) Doxford, Sunderland
Laurenson, Neil (Grn) St Stephen, Worcester
Lausen, Berthold (Grn) Wivenhoe, Colchester
Lavan, Cara (Grn) St George C, Bristol
Lavender, Ben (Con) University, Hull
Laverick, Amy L. (Con) Kingston Park S, Newcastle
Lavin, William (Grn) Hitchin Walsworth, N Herts
Laviolette, Alain J. (Lab) Buckhurst Hill E, Epping Forest
Law, David B. (Lab) Wareham, Dorset
Law, Janet (Lab) Wales, Rotherham
Law, Jen (Grn) Frome Vale, Bristol
Lawrance, Karen M. (LD) Claines, Worcester
Lawrence, Celia G. (Con) Shephall, Stevenage
Lawrence, Chris (Grn) South Oxhey, Three Rivers
Lawrence, Daniel (Con) Billericay West, Basildon
Lawrence, Edward R. (Con) Kingswinford N, Dudley
Lawrence, Glenn (LD) Hoyland Milton, Barnsley
Lawrence, John (Hsg) Hollinwood, Oldham
Lawrence, John F. (Con) Hoe Valley, Woking
Lawrence, Lexi (LD) Earlswood, Reigate
Lawrence, Lucy (Con) Emsworth, Havant
Lawrence, Natalie S. (CRA) Canvey Winter Gdns, Castle Point
Lawrence, Peter D. (LD) City Centre, Preston
Lawrence, Robin T. (LD) South Park, Reigate
Lawrence, Scott R. (LD) Chineham, Basingstoke
Lawrence, Stephen R. (Grn) Arbury, Cambridge
Lawrence, Stuart A. (LD) Addlestone N, Runnymede
Lawrence, Tess (Grn) Idle, Bradford
Laws, Darius G. (Con) Rural North, Colchester
Laws, Sean R. (Lab) Washington E, Sunderland
Law-Sinha, Carmel M. (Lab) Hawkedon, Wokingham
Lawson, Maria (Lab) Plymstock Dunstone, Plymouth
Lawton, Kate (Con) Clayton, Bradford
Lawton, Mark (Ref) Wilnecote, Tamworth
Lay, Sandy E.C. (LD) Otley, Leeds
Layfield, Robin M.H. (Ind) Rodborough, Stroud
Le Coyte-Grinney, Marianne (Lab) Liden, Swindon
Le Grys, Alan A. (Lab) Loose, Maidstone
Le Page, Brendon (LD) Southborough, Tun Wells
Lea, Jeane (Con) Waltham Abbey N, Epping Forest
Lea, Nigel R. (Con) Dormansland, Tandridge
Leach, Michael E.H. (Con) Hitchin Oughton, N Herts
Leach, Philip (Ind) Ferndown N, Dorset
Leach, Rebecca E. (LD) Rusthall, Tun Wells
Leadbeater, Peter S. (Con) Prescot N, Knowsley
Leadley, Tom (LD) Ardsley, Leeds
Leakey, Diane A. (LD) Oxshott, Elmbridge
Leal-Bennett, David (Ref) Hitchin Highbury, N Herts
Learmouth, R.J. (Grn) Prittlewell, Southend
Learney, Kelsie (LD) St Barnabas, Winchester
Leathley, Arthur H. (LD) Brentwood South, Brentwood
Leathley, Heather M. (LD) Blackmore, Brentwood
Leavitt, Gabriella (Grn) Ouseburn, Newcastle
Lee, Andrew I.J. (LD) Fort Royal, Worcester
Lee, Brian (Con) Stroud Valley, Stroud
Lee, Christian (Con) Greenfield, Rossendale
Lee, Christopber D. (Con) Calderdale, Calderdale
Lee, Christopher S. (Lab) Rokeby, Rugby
Lee, David G. (Con) Emmbrook, Wokingham

Lee, Elliott (Grn) St Thomas, Portsmouth
Lee, Emma E. (Con) Radcliffe W, Bury
Lee, Jen (Lab) Evingar, Basingstoke
Lee, Kevin T. (LD) Longcross, Runnymede
Lee, Malcolm (Grn) Penn, Three Rivers
Lee, Martha S. (Grn) Duryard, Exeter
Lee, Olof (Grn) Norton, Dudley
Lee, Pete (Con) Amblecote, Dudley
Lee, Peter C. (LD) Meriden, Solihull
Lee, Rob (Con) Wishing Tree, Hastings
Lee, Ruth S.F. (Con) Page Moss, Knowsley
Lee, Shelagh (Con) Chandler's Ford, Eastleigh
Lee, Tim (Grn) Hitchin Bearton, N Herts
Lee, Timothy (Grn) Loughton, Milton Keynes
Lee, Tony (Con) Central, Bristol
Leech, Karl T. (Ref) Old Warley, Sandwell
Leech, Nick (Con) Roebuck, Stevenage
Leek, Trevor W. (Con) Canalside, Woking
Lees, Rob (Yorks) Burmantofts, Leeds
Leffman, Liz (LD) Charlbury, W Oxon
Legg, Howard R. (LD) Littlemoor, Dorset
Legg, Mandy (Lab) Loughton, Milton Keynes
Legg, Robin A.S. (LD) Sherborne Rural, Dorset
Leifer, Simon J. (Res) Esher, Elmbridge
Leigh, Matthew G.L. (Lab) St Mary's, Oxford
Leighton, John (LD) Arbury, Cambridge
Leighton, Sonia (Lab) Guiseley, Leeds
Leishman, Susan E. (Con) Redhill, Sunderland
Lelliott, Denise (Lab) Hoober, Rotherham
Leme Da Silva, Dave G. (Con) Greyfriars, Preston
Lemee, Megan (WEP) Wainbody, Coventry
Lench, David J.M. (Lab) Hullbridge, Rochford
Leng, Micky (Lab) Whitley, Reading
Lenihan, Craig (Ind) Penketh, Warrington
Lenihan, Paul (TUSC) Old Harlow, Harlow
Lennon, Jill (Con) Eastbrook, Adur
Lennox, John A. (LD) St Peter's, Sunderland
Lenon, Penelope A. (Con) Walton Manor, Oxford
Lenthall, Mark (Lab) Codicote, N Herts
Leonard, Dave (LD) Locks Heath, Fareham
Leonard, Frances M. (Con) Marshalswick E, St Albans
Leonard, Graham S. (Con) St Peter's, St Albans
Leonard, Kevin (Con) Ryhope, Sunderland
Leonard, Paul A. (Grn) Washington W, Sunderland
Lepori, Simon E. (LD) Timperley C, Trafford
Leppard, James (Con) Church Langley S, Harlow
Leppert, Julian P. (BritDem) Waltham Abbey N, Epping Forest
Lester, Oliver M. (Lab) Byfleet, Woking
Letts, Simon J. (Lab) Peartree, Southampton
Leverett, Alan W. (HAll) Sumners, Harlow
Levett, David C. (Con) Letchworth S.E, N Herts
Levy, Daniel S. (LD) Marston, Oxford
Levy, Jez (LD) Bernards Heath, St Albans
Levy, Jonathan J. (LD) Harewood, Leeds
Lewing, Karen (Grn) Arboretum, Worcester
Lewins, Diana (LD) Palace Wood, Maidstone
Lewis, Adam T. (Con) Ramsbottom, Bury
Lewis, Alain M.B. (Lab) Southborough, Tun Wells
Lewis, Alisha C-M. (LD) Oakley, Cheltenham
Lewis, Andrew W. (Ref) Handside, Wel-Hat
Lewis, Andy (Con) Quedgeley Severn Vale, Gloucester
Lewis, Bryan H. (LD) Park, Wolverhampton
Lewis, Daniel (LD) Kew, Sefton
Lewis, Gill (LD) Royston Palace, N Herts
Lewis, Grace (Lab) Westwood, Coventry
Lewis, James (Lab) Kippax, Leeds
Lewis, Julian T. (Lab) St Thomas, Portsmouth
Lewis, Kerry (Con) Wordsley N, Dudley
Lewis, Kyle (Con) St Budeaux, Plymouth
Lewis, Mark R. (LD) Pilgrims Hatch, Brentwood
Lewis, Martin D. (Con) Royston Heath, N Herts
Lewis, Michael (Con) St Thomas's, Dudley
Lewis, Nate (Cit) Westwood, Coventry
Lewis, Norman (LD) Crumpsall, Manchester
Lewis, Richard Q. (Lab) Thames Ditton, Elmbridge
Lewis, Scott A. (Con) Woodham, Runnymede
Lewis, Tamasine J. (LD) Stockwood, Bristol
Lewis-Creser, Dylan (Grn) Walkley, Sheffield
Lewis-Grey, Alexander E. (Con) St John's, Tun Wells
Lewthwaite, James G. (BritDem) Wyke, Bradford
Lian-Hoare, Thomas (Con) Blakelaw, Newcastle
Libbish, Noah (Yorks) Otley, Leeds
Liddiard, Joan M.E. (Con) Canvey S, Castle Point
Liddle, Sylvia (Lab) Roe Lee, Blackburn
Lidstone, Peter A. (LD) St John's, Tun Wells
Lijo, Limna (Con) Bucklow-St Martin's, Trafford
Liley, Donna (Ind) Miles Platting, Manchester
Lilleker, Sam (Ind) Boston Castle, Rotherham
Lilley, Mike (Lab) Old Heath, Colchester
Lillis, Rob (PIP) St Mary's, Castle Point
Lilly, David W. (Con) Preston, N Tyneside
Lilly, Joan (Lab) St Michael's, Knowsley
Liming, Andy (Ind) South Ham, Basingstoke
Lind, Michael (LD) Bedhampton, Havant
Linden, Alexander (Grn) Clifton, Rugby
Lindley, Paul S. (LD) Aughton, Rotherham
Lindo, Amoy (Ind) St James', Oldham
Lindridge, Jim (Ind) Fens, Hartlepool
Lindsay, Glenn A. (Ref) Plymstock Radford, Plymouth
Linfield, Carol J. (Grn) Blythe, Solihull
Linforth, Karen F. (Lab) Stonehouse, Stroud
Ling, Gary J. (Ref) Stanborough, Watford
Lingard, Thomas (Lab) Ermine, N Herts
Linger, Brenda J. (Con) Hayling W, Havant
Linghorn-Baker, Angela L. (Con) Shrub End, Colchester
Lion, Alan B. (Con) Grange Hill, Epping Forest
Lipke, Robert S. (Lab) Pelsall, Walsall
Lipowska, Karolina (Con) New Bilton, Rugby
Lippett, Janet (Con) St Nicholas, Worcester
Lippett, Tony (Con) Leopard Hill, Worcester
Lishman, Margaret A. (LD) Briercliffe, Burnley
Lissimore, Sue (Con) Prettygate, Colchester
Little, Sue (Ind) Seaton, Hartlepool
Little, Wayne (Con) Brierley Hill, Dudley
Littlechild, Dan (Ind) Hawkhurst, Tun Wells
Littler, Carol J. (Lab) Upper Gornal, Dudley
Littler, Matthew (Con) Hareholme, Rossendale
Littleton, Charles (LD) Bandley Hill, Stevenage
Littlewood, Christie R. (TUSC) W. Ecclesfield, Sheffield
Littley, Edward A. (Grn) Whitburn, S Tyneside
Litu, Shamsuz (Con) Barton, Gloucester
Livesey, Melanie (Lab) Kearsley, Bolton
Livings, Sue J. (Con) Old Harlow, Harlow
Llewellyn, Faye C. (Lab) Lower Kingswood, Reigate
Llewellyn, Rose M. (Lab) Shaw, Swindon
Lloyd, Bob (LD) St Helen's, Hastings
Lloyd, Chris (LD) Durrants, Three Rivers
Lloyd, Elizabeth (Con) Stakes, Havant
Lloyd, Gareth M. (Grn) Holbrook, Coventry
Lloyd, Gary N. (Grn) Stantonbury, Milton Keynes
Lloyd, Georgia (Ref) Breightmet, Bolton
Lloyd, James H. (LD) Puddletown, Dorset
Lloyd, John (Lab) Chells, Stevenage
Lloyd, Jon (TUSC) Fletton & Woodston, Peterborough
Lloyd, Kerry A. (Lab) Aughton, W Lancs
Lloyd, Rosalind E. (Con) Brinnington, Stockport
Lloyd, Stephen P. (Grn) Horfield, Bristol
Lloyd-Jones, Trevor (Ref) Yateley E, Hart
Loader, Joss (Ind) Marine, Adur
Loader, Peter (Grn) Chorleywood N, Three Rivers
Lobb, Gabrielle T. (Grn) Frome Vale, Bristol
Lobo, Sunila (Lab) Redlands, Reading
Lock, Roxanne (LD) Horfield, Bristol
Locke, Simon D. (Con) Elmbridge, Gloucester
Locker, Wendy (Con) Englefield Green W, Runnymede
Lockett, Stephen (Lab) Royston Meridian, N Herts
Lockie, Kath (Grn) Old Skelmersdale, W Lancs
Lockwood, Liz (Ind) Lingfield, Tandridge
Lodwick, Ian C. (Grn) Walcot, Swindon
Loffhagen, Jane S. (Lab) Witham, Lincoln
Loft, Jan (LD) North Carr, Hull
Lofts, Phil (Lab) Old Town, Barnsley
Loftus, Kath (Lab) Halton Lea, Halton
Loftus, Sean (Ind) Illingworth, Calderdale
Logan, Gareth (Lab) Idle, Bradford
Logan, John C. (Grn) Winstanley, Wigan
Logan, Rob (Lab) Filwood, Bristol
Lokhmotova, Nadya (LD) Trumpington, Cambridge
Lokkit, Bee D. (Con) Darton West, Barnsley
Lomas, Harry J. (TUSC) Southey, Sheffield
Lomas, James R. (Grn) Marshalswick E, St Albans
Lomas, Robert (Ref) Rockingham, Barnsley
Lone, Mubashar (Ind) Brunshaw, Burnley
Long, Allison (Con) Kingswood, Stroud
Long, Amy (Grn) Chipping Norton, W Oxon
Long, Anne V. (LD) Herongate, Brentwood
Long, Daniel P. (UKIP) Bush Fair, Harlow
Long, Philip (Lab) Wivenhoe, Colchester
Long, Stephen J. (LD) Mirfield, Kirklees
Long, Stuart (Nodesc) Kirkstall, Leeds
Longhorn, Darren J. (Yorks) Bradford Moor, Bradford
Longley, Rebecca J. (Grn) Titchfield, Fareham
Longstaff, David A. (LD) Almondbury, Kirklees
Longster, Geoffrey E. (Con) Little Parndon, Harlow
Looker, Neil (Lab) Greenfield, Rossendale
Lopez, Jane (Lab) Portley, Tandridge
Lord, Andrew S. (Con) Offerton, Stockport
Lord, Andy (LD) Healey, Rochdale
Lord, Deborah (Con) Bacup, Rossendale
Lord, Mark S. (LD) Wakefield Rural, Wakefield
Lord, Tracey (Grn) Conquest, Hastings
Lorraine, Deborah A. (Ref) Washington W, Sunderland
Lorraine, Michael J. (Ref) Copt Hill, Sunderland
Lott, Frank (Lab) North Shields, N Tyneside
Lott, Wendy (Lab) North Shields, N Tyneside
Loudon, Joe (Grn) Prince's End, Sandwell
Lourenco, Valdomiro (LD) Hutton South, Brentwood
Lovat, Bill (Lab) Heaton, Bolton
Love, Fiona S.H. (Grn) Adel, Leeds
Love, MartinJ. (Grn) Shipley, Bradford
Love, Mary (Con) Woodhouse, Sheffield
Love, Nathaniel W. (Grn) Belfairs, Southend
Love, Ruth A. (Grn) Knottingley, Wakefield
Love, Thomas M. (Grn) Kursaal, Southend
Lovecy, Jill (Lab) Rusholme, Manchester
Lovegrove, Caleb M. (Con) Great Sankey S, Warrington
Lovelace-Collins, Naomi R. (Grn) Martin's Wood, Stevenage
Lovell, Sue (Grn) Sherwood, Tun Wells
Loveridge, Andrea V. (Ind) Plympton Erle, Plymouth
Lovering, Rick (Grn) Hillfields, Bristol
Lowe Flello, Mandy (LD) Penistone West, Barnsley
Lowe, Adrian (Lab) Chorley N, Chorley
Lowe, Adrienne (Lab) Widewater, Adur
Lowe, Antony (Grn) Meriden, Solihull
Lowe, Bethany L. (TUSC) Eggbuckland, Plymouth
Lowe, Jo (LD) Leigh C, Havant
Lowe, Joanne (Con) Broomhill, Sheffield
Lowe, John H. (Con) Whitewell, Rossendale
Lowe, Matt (LD) Park, Tun Wells
Lowe, Maxim (Ind) Amblecote, Dudley
Lowe, Pete (Lab) Lye, Dudley
Lowe, Rachel L. (Grn) Hetton, Sunderland
Lowe, Rob (Ref) Hulton, Bolton
Lowes, David R. (Lab) Whickham S, Gateshead
Low-Gameiro, Jane M. (Lab) Quedgeley Fieldcourt, Gloucester
Lowin, David (Con) Painswick, Stroud
Lowson, Maureen B. (Lab) Walkergate, Newcastle
Loxley, John M. (LD) Prettygate, Colchester

Loyes, Abdul (Con) Loddon, Wokingham
Lubbock, Nigel C. (LD) Crome, Norwich
Lubenko, Suzanne J. (LD) Wibsey, Bradford
Lucas, Caroline M. (Con) Hotwells, Bristol
Lucas, Chris (LD) Hitchin Priory, N Herts
Lucas, Jodie H.M. (Con) Waltham Abbey W, Epping Forest
Lucas, Oscar H.H. (Con) Clifton Down, Bristol
Lucas, Sarah E. (Lab) Royston Meridian, N Herts
Luchmun, Dennis (Lab) Fant, Maidstone
Lucitt, Phillip A. (Lab) Batley East, Kirklees
Ludewig, Stefan A. (Grn) South Elmsall, Wakefield
Ludford, Donna (Lab) Clayton, Manchester
Luff, Gary A. (Grn) Painswick, Stroud
Luff, Mike (TUSC) Eastville, Bristol
Lugg, Cathy (Con) Ferndown N, Dorset
Lugg, Jan (Lab) Benhall, Cheltenham
Luke, Jack (Con) Denton, Newcastle
Luker, Stanley F.W. (LD) Walton C, Elmbridge
Lukey, Carol (Lab) Cliviger, Burnley
Lum, Gladys A. (Con) Tong, Bradford
Lumb, Nathan (Con) Davenport, Stockport
Lumber, Darren (TUSC) Stanley, Wakefield
Lunn, Aidan D. (LD) Empress, Rushmoor
Lunness, Caden J.B. (Con) Aughton, Rotherham
Lunt, Chantelle (Lab) St Gabriel's, Knowsley
Luscombe, David (Con) Priory, Exeter
Luscombe, Kayleigh M.S. (Con) Exwick, Exeter
Luxton, Andrew P. (Con) Elton, Bury
Lyall, Margaret (Con) Manor House, Hartlepool
Lyddall, Ryan (TUSC) Wellington, Rushmoor
Lydon, Steve (Lab) Berkeley Vale, Stroud
Lydon, Thomas J. (Lab) Redland, Bristol
Lygo, Mark R. (Lab) Churchill, Oxford
Lyle, Nick (Grn) Fort Fareham, Fareham
Lynan, Cordelia F. (SDP) Moortown, Leeds
Lynch, Cathal (LD) Hesters Way, Cheltenham
Lynch, Chris (LD) Hillsborough, Sheffield
Lynch, Dorothy (Grn) Pallion, Sunderland
Lynch, Joe (LD) Hulme, Manchester
Lynch, Kevin (Grn) Fulwell, Sunderland
Lynch, Lesley A. (Ref) Aldridge N, Walsall
Lynch, Sam (Lab) Nothenden, Manchester
Lynn, Tom (TUSC) Keppel, Rotherham
Lynott, Patrick (Grn) Garforth, Leeds
Lyons, Brian (Ref) Manor Park, Rushmoor
Lyons, Jon-Connor (Lab) Piccadilly, Manchester
Lyons, Nick (Con) Etching Hill, Cannock Chs
Lyons, Olivia (Con) Western Springs, Cannock Chs
Lyons, Rachel (Lab) Stroud Slade, Stroud
Lyons, Theresa R. (Lab) Bearsted, Maidstone
Lyons-Tsai, Hannah (Grn) Kingswood, Stroud
Lythgoe, Adrian (Lab) Haslington, Rossendale

M

Maari, Nicolas M. (Con) Paddock Wood, Tun Wells
Mabbott, Tony (Grn) Boston Castle, Rotherham
Mabe, Adrian N. (Grn) Amblecote, Dudley
MacAlister, Colin D. (LD) Marple S, Stockport
Macaulay, Reece (Con) Billinge, Blackburn
Macdonald Walmsley, Sam (Ind) Culverden, Tun Wells
MacDonald, Neil E. (Lab) St John's, Ipswich
MacDonnell, Henry P. (LD) Hutton North, Brentwood
Mace, Alex (Grn) St Stephen, Worcester
Mace, Jeff D.P. (Lab) Church Langley S, Harlow
MacEwan, Fin (Grn) Launton, Cherwell
Macgregor, Simon J.N. (Lab) Hardwicke, Stroud
MacGuire, Hannah (Grn) Littleborough Lakeside, Rochdale
Machin, David (Lab) Eggardon, Dorset
MacIntosh, Justin (TUSC) Abbey, Sandwell
Mack, Andy (Yorks) Wakefield N, Wakefield
Mack, Heather (Grn) Lockleaze, Bristol
MacKay, Lucy (Grn) Stoke, Plymouth
Mackay, Steve (Con) St Peter's Parish, Worcester
Mackay, Steven R. (Lab) Wotton-under-Edge, Stroud
Mackay, Stewart M. (Ref) Addlestone N, Runnymede
Mackenzie, Darren B. (Grn) Maze Hill, Hastings
Mackinlay, Don (LD) Warlingham W, Tandridge
Mackinlay, James P. (Lab) Corringham, Thurrock
Mackintosh, Janet (Grn) Wakefield E, Wakefield
MacMillan, Heather (LD) Letchworth S.E, N Herts
MacNamara, Donald J. (LD) Standish, Wigan
Macnaughton, Audrey (Grn) Parklands, Newcastle
Macpherson, Duncan (PIP) Hadleigh St James, Castle Point
Macrorie, Roderick (Grn) Abbey, Sandwell
Macy, Timothy (LD) Henley, Coventry
Madden, Maureen L. (Ind) Howdon, N Tyneside
Maddock, Dominic P. (Lab) Shenley, Brentwood
Maddock, Matt (Grn) London Colney, St Albans
Maddox, Shaun (Ind) Dewsbury South, Kirklees
Madgwick, George D. (Ind) Paulsgrove, Portsmouth
Magara, Roy K. (LD) Central, Redditch
Magon, Sarah (Grn) Park, Reading
Magson, Carolyn Lab (Lab) Brislington W, Bristol
Maguire, Amanda J. (Grn) Kidlington W, Cherwell
Maguire, Amie E. (Lab) St Michael's, Castle Point
Maguire, Damien (Grn) Bicester East, Cherwell
Maguire, Liz (Con) Barnwood, Gloucester
Maguire, Mark J. (Lab) Appleton, Castle Point
Maher, Linda C. (LD) Hulton, Bolton
Maher, Neil (LD) Westhoughton S, Bolton
Mahmood, Hassan (Con) Bradley, Pendle
Mahmood, Khalid (Grn) Heaton, Bradford
Mahmood, Rifat (LD) Milkstone, Rochdale
Mahmood, Sajid (Con) Church, Hyndburn
Mahmood, Shazad (Con) Lye, Dudley
Mahmood, Tahir (Con) Banbury Grimsbury, Cherwell
Mahmood, Tahir (Grn) Kingston Park S, Newcastle
Mahmood, Terri (Ind) Blackburn C, Blackburn
Mahon-Daly, Frank (LD) Chorleywood N, Three Rivs
Mahoney, Bert (Ind) Tuffley, Gloucester
Mahoney, Kevin J. (Con) E. Ecclesfield, Sheffield
Mahony, John (Con) Peverell, Plymouth
Mahood, Asjad (Nodesc) Whitefield, Pendle
Maier, Roger W. (Grn) Shiremoor, N Tyneside
Main, Graham A. (Lab) Belfairs, Southend
Maisey, Richard (Lab) Severn, Stroud
Maison, Amanda S.H. (Con) Passmores, Harlow
Maitland-Gleed, Kevin N. (LD) Sturminster Newton, Dorset
Majid, Khuram (Lab) Elland, Calderdale
Majkowski, Luke (Ind) Queensbury, Bradford
Major, Rory (LD) Dorchester E, Dorset
Makawi, Mohamed A.Y. (Grn) Cotham, Bristol
Makaya, U'Semu (TUSC) Wednesbury S, Sandwell
Makdani, Adarsh (LD) Ford, Sefton
Makinson, Caroline (Lab) Royston, Barnsley
Makowski, Jakub D. (LD) Old Heath, Colchester
Makrakis, Helen M. (Grn) Bassett, Southampton
Malavia, Dhiren R. (Con) Old Town, Stevenage
Malcolm, Edward (Lab) Simonside, S Tyneside
Malcom, Davina R. (Grn) Knebworth, N Herts
Male, Corinne (Lab) Burn Valley, Hartlepool
Malik, Aaliya (Grn) Boston Castle, Rotherham
Malik, Abdul (Grn) Ashley, Bristol
Malik, Adam (Lab) Ingol, Preston
Malik, Ash (Con) Passmores, Harlow
Malik, Atira (Ind) Toller, Bradford
Malik, Rukhsana (Lab) Danesborough, Milton Keynes
Malik, Shahzaad (Ind) Chigwell, Epping Forest
Malik, Surjeet (Con) Stonehouse, Stroud
Malik, Umar (WP) W. Heywood, Rochdale
Malkin, Emily (Con) Bletchingley, Tandridge
Mallin, Sonya L. (Grn) Salvington, Worthing
Mallinder, Harry B. (Grn) St Jude, Portsmouth
Mallinder, Jeanette (Lab) Boston Castle, Rotherham
Mallon, Kieron P. (Con) Banbury Calthorpe, Cherwell
Malone, Kev (LD) St Laurence, Southend
Malone, Pauleen (LD) Evingar, Basingstoke
Malpas, Peter (Con) Chorley N.W, Chorley
Malpass, Anthony R. (Con) Stroud Slade, Stroud
Maluf, Adriano (Lab) Portchester Wicor, Fareham
Mamatov, Roman (Con) Royston Meridian, N Herts
Man, Chu (Lab) Stoke Park, Ipswich
Manco, Antonio (Con) Manor Park, Newcastle
Manco, Maria (Con) Arthur's Hill, Newcastle
Mancuso-Marcello, Riccardo G. (LD) Kentwood, Reading
Mander, Colin (Lab) Bilton, Rugby
Mandongwe, Sherita (Lab) Moston, Manchester
Mandry, Kay (Con) Hill Head, Fareham
Mangat, Deshveen K. (Ind) Egham Hythe, Runnymede
Mangat, Gulshan D.S. (Con) Hitchin Highbury, N Herts
Manktelow, Phil (LD) Baguley, Manchester
Manley, Paul A.H. (Ref) Seaton, Hartlepool
Mann, Alistair D. (Con) Cobham, Elmbridge
Mann, Carl J. (Ind) Ottershaw, Runnymede
Mann, Daniel E.F. (Lab) Warlingham E, Tandridge
Mann, John W. (Grn) Westgate, Ipswich
Mann, Marco D. (Con) Kursaal, Southend
Mann, Paul M. (LD) Craven, Bradford
Mann, Stuart (Ind) Burtonwood, Warrington
Mannan, Abdul (Lab) Ravensthorpe, Peterborough
Mannan, Riad (LD) Bandley Hill, Stevenage
Mannan-Rahman, Hena (Con) Severn, Stroud
Manning, Ines E. (Grn) Ifield, Crawley
Manning, Kathryn L. (Grn) Matchborough, Redditch
Manning, Nathan C. (Lab) Woldingham, Tandridge
Mannion, Roger J. (Con) Tiptree, Colchester
Manro, Vijay K. (Con) Blunsdon, Swindon
Manro, Vinay (Con) Priory Vale, Swindon
Mansfield, Clare M. (Lab) Dorking N, Mole Valley
Mansfield, William (Lab) Bookham E, Mole Valley
Manship, Amanda J. (Con) Esher, Elmbridge
Mantel, Roy G. (Lab) Twyford, Wokingham
Manterfield, Karen (LD) Wickford N, Basildon
Mantle, ian (Lab) Letchworth Grange, N Herts
Mantle, Jack (Grn) Quedgeley Severn Vale, Gloucester
Mara, Bill (Con) Witham, Lincoln
Maraboli-Roman, Madelaine (Grn) Stonehouse, Stroud
Marcarian, Edward (Lab) Walton S, Elmbridge
March, Ella C. (Grn) St Margaret, Swindon
March, Howard J. (Grn) St Andrew's, Swindon
March, Joe (LD) Prestbury, Cheltenham
Marchington, Harry (LD) Colne Valley, Kirklees
Marenbon, John (Con) Market, Cambridge
Margetts, Adam (Grn) Netteswell, Harlow
Margetts, Charles (Con) Finchampstead, Wokingham
Margetts, David (Grn) Bush Fair, Harlow
Margetts, Dean B. (Lab) Aldridge N, Walsall
Margetts, Jack (Grn) Latton Bush, Harlow
Margetts, Klara (Lab) Willenhall S, Walsall
Margetts, Michelle (Grn) Church Langley N, Harlow
Margetts, Rebecca J. (Con) Finchampstead, Wokingham
Margrave, Samuel J. (Ind) Poplar, Nuneaton
Marie, Baz (Grn) Avenue, Fareham
Maritan, Fran (LD) Brookvale, Basingstoke
Mark, Richard J. (Con) Portley, Tandridge
Markham, Lisa (Lab) Ecclesall, Sheffield
Markham, Maria (Con) Waltham Abbey S, Epping For
Markham, Susan J. (Con) Poplar, Nuneaton
Markham, Wilhelm F. (Lab) Heath, Nuneaton
Markovins, Artjons (Con) St Mary's, Bury
Marks, Ian G. (LD) Lymm N, Warrington
Marlow, Amanda (Con) Stantonbury, Milton Keynes
Marlow, James (Con) Bletchley E, Milton Keynes
Marlow-Eastwood, Sorrell (Con) Ashdown, Hastings
Marment, Paul A.J. (LD) Letchworth S.E, N. Herts
Marriott, Angelina D. (Con) Roche S, Rochford
Marriott, Barbara (Con) Hareholme, Rossendale

Marritt, Chris (LD) Broadheath, Trafford
Marrow, Mags (Con) Wensley Fold, Blackburn
Marsden, Adam E. (Con) Netherton, Sefton
Marsh, Adam J. (Con) Worsley Mesnes, Wigan
Marsh, Anna (Lab) Gillingham, Dorset
Marsh, Barrie (Con) Rotherham W, Rotherham
Marsh, Dave (Lab) Brooklands, Manchester
Marsh, Fiona E. (Con) Herongate, Brentwood
Marsh, John M. (LD) Winyates, Redditch
Marsh, Paul (LD) Hailey, W Oxon
Marsh, Peter R. (Lab) St Michael, Winchester
Marsh, Ruth P. (Con) Rotherham W, Rotherham
Marshall Evans, Sam (Grn) Hartcliffe, Bristol
Marshall, Christopher (Con) Batchley, Redditch
Marshall, Christopher (Ind) Saddleworth N, Oldham
Marshall, Clare A. (Grn) Selden, Worthing
Marshall, Connor D. (Con) Wednesbury S, Sandwell
Marshall, Emma (Con) Matchborough, Redditch
Marshall, Harriet (Grn) Witney E, W Oxon
Marshall, Jess (Grn) Westwood, Coventry
Marshall, Joyce (TUSC) W. Carr, Hull
Marshall, Kenneth R. (Con) Wickersley N, Rotherham
Marshall, Louise D. (Lab) Wallsend C, N Tyneside
Marshall, Lynda (Lab) Wickersley N, Rotherham
Marshall, Marilyn (Con) Wickersley N, Rotherham
Marshall, Mary (Ind) Claygate, Elmbridge
Marshall, Mary K. (Grn) Hitchin Bearton, N Herts
Marshall, Paul (TUSC) Aughton, Rotherham
Marshall, Robert A.W. (Lab) Brentwood North, Brentwood
Marshall, Roseanna L. (Lab) Barton, Gloucester
Marshall, Stephen J. (LD) Peel Common, Gosport
Marshall, Wendy J. (Lab) Blackmore, Brentwood
Marshall, Willis J. (LD) Birley, Sheffield
Marth, Tanvir (WP) Whalley Range, Manchester
Martin, Amanda (Lab) Cosham, Portsmouth
Martin, Annie (LD) Bedhampton, Havant
Martin, Chris (Lab) Goldsworth Park, Woking
Martin, Dave (Con) Nethermayne, Basildon
Martin, Derek H. (Lab) Nether Edge, Sheffield
Martin, Dominic S. (Lab) Portchester Wicor, Fareham
Martin, Jane E. (LD) Prestbury, Cheltenham
Martin, John R. (Lab) Brierley Hill, Dudley
Martin, Jon (LD) Old Moat, Manchester
Martin, Lisa (Lab) Roundhay, Leeds
Martin, Louis J. (Lab) Frome Vale, Bristol
Martin, Nick (Grn) Battle Hill, N Tyneside
Martin, Paul (Con) Ashton-in-Makerfield, Wigan
Martin, Paul (LD) Heaton, Bolton
Martin, Paul N. (Grn) Wales, Rotherham
Martin, Peter J. (Lab) New York, N Tyneside
Martin, Richard J. (Con) Old Heath, Colchester
Martin, Roger (LD) Dormansland, Tandridge
Martin, Serena (LD) Witney C, W Oxon
Martin, Simon D. (Con) Park Gate, Fareham
Martin, Stephen (Grn) Rickmansworth Town, Three Rivers
Martin, Stuart (Grn) Yetminster, Dorset
Martin, Susan M. (LD) Little Lever, Bolton
Martin, Taff (Ind) Sherborne W, Dorset
Martin, Tony (Lab) Trinity, Burnley
Martin, Vera (Lab) Eccleshill, Bradford
Martinez, Mark J. (Grn) Forest Hall, N Tyneside
Martin-Haugh, Lin (Lab) Almond Hill, Stevenage
Martins, Antonio (Con) Fort Royal, Worcester
Martins, Manny (Con) Wallington, Fareham
Martins, Marta (Con) Fort Royal, Worcester
Martins, Rachel (Yorks) Armley, Leeds
Martins, Rachel (Yorks) Wharfedale, Bradford
Marx, Michael (TUSC) Peartree, Southampton
Masih, Asha (Con) Westwood, Coventry
Mason, Alan (Lab) Winyates, Redditch
Mason, Andrew (Grn) Ryton, Gateshead
Mason, Ann-Marie (Con) Brislington E, Bristol
Mason, Chris (Con) St Paul's, Cheltenham
Mason, Geoff (Grn) Goudhurst, Tun Wells
Mason, Hugh L. (LD) St Jude, Portsmouth
Mason, Nigel (Lab) Hitchin Oughton, N Herts
Mason, Pippa (Con) Leckhampton, Cheltenham
Mason, Ted (LD) Verwood, Dorset
Mason-Gage, Katherine (Lab) Shiney Row, Sunderland
Massie, Hannah S. (LD) North Leigh, W Oxon
Masters, Anita M. (Lab) Abbeydale, Gloucester
Masters, Eric P.A. (Ref) Wensum, Norwich
Masters, Iqbal (Ind) Wensley Fold, Blackburn
Matharu, Ishvinder S. (LD) Buckhurst Hill W, Epping Forest
Matharu, Mila (TUSC) Wyken, Coventry
Mather, Adrian B. (LD) Evendons, Wokingham
Mather, Steve (LD) St Clement, Worcester
Mathew, Rajan (Con) Tattenham Corner, Reigate
Mathews, Dave (Lab) Cainscross, Stroud
Mathias, Alan (LD) New Town, Colchester
Mathur, Sachin (Lab) Batchley, Redditch
Matthewman, Ellie (Grn) St Martin's, Basildon
Matthews, Andrew H. (LD) Bookham E, Mole Valley
Matthews, Darren M. (Lab) Boothstown, Salford
Matthews, Denis J.T. (Lab) Latchford W, Warrington
Matthews, Geoffrey S. (LD) Ashton-in-Makerfield, Wigan
Matthews, Joseph P.S. (Con) Rastrick, Calderdale
Matthews, Josh (Lab) C. St Leonards, Hastings
Matthews, Michelle M. (Lab) Tarleton Village, W Lancs
Matthews, Peter G. (LD) Higher Blackley, Manchester
Matthews, Rich (Con) Hillside, Adur
Matthews, Stephanie G. (Lab) Barnack, Peterborough
Matthews, Su (Lab) Pendlebury, Salford
Matthews, Tara (LD) Park, Tun Wells
Matthews, Tim (Con) Waltham Abbey S, Epping For
Matthews, Vicky (Grn) Higher Blackley, Manchester
Maughan, Peter (LD) Dunston Hill, Gateshead
Mault, James J. (Lab) Wickersley N, Rotherham
Mavin, Chris (Lab) Plympton Chaddlewood, Plymouth
Mawby, Christopher A. (Grn) Coton, Rugby
Mawle, Darrell L. (Grn) Hednesford Pye Grn, Cannock Chs
Mawle, Linda J. (Grn) Norton Canes, Cannock Chs
Mawle, Michael C.J. (Grn) Thornhill, Southampton
Mawson, Andrew (Lab) Little Horton, Bradford
Maxius, Gary (LD) Herongate, Brentwood
Maxwell, Karen D. (LD) Rural North, Colchester
May, Bryony (LD) Royston Heath, N Herts
May, Chris (LD) Billericay West, Basildon
May, David (LD) Letchworth Wilbury, N Herts
May, Elizabeth A. (Grn) East Chesterton, Cambridge
May, Ellie A. (Con) Fleet E, Hart
May, Mario A. (Grn) Harpenden N, St Albans
May, Peter (CIIP) Canvey C, Castle Point
May, Peter (Grn) Hart Plain, Havant
Maycock, Daniel L. (Con) Wilnecote, Tamworth
Mayer, David N. (Con) Brislington E, Bristol
Mayer, Elise J.C. (LD) Hutton North, Brentwood
Mayes, Allen (Con) The Homesteads, Thurrock
Mayman, Neil (Con) Batley East, Kirklees
Maynad, Sam L. (Lab) Matson, Gloucester
Maynard, Andrea M. (Grn) Blakenall, Walsall
Maynard, Ben E. (Con) St John's, Woking
Maynard, Bob (LD) Bridgemary, Gosport
Maynard-Seal, Lizzie (LD) Lee West, Gosport
Mayne, Trevor A. (Grn) Darton West, Barnsley
Mayo, Albie (Grn) Fallowfield, Manchester
Mayo, Steve (LD) Brentwood North, Brentwood
Mayoh, Joell D. (Grn) Castle, Tamworth
Mbah, Marcellus (Con) Rumworth, Bolton
McAllister, Alexander J.M. (Grn) Tonge, Bolton
McAllister, Patrick (Grn) Hotwells, Bristol
McAlpine, Ian (Con) St Mary's, N Tyneside
McAree, Neil J. (Lab) Hutton North, Brentwood
McArthur-Curtis, Maggie (Lab) Canvey Winter Gdns, Castle Point
McBennett, Mark (Grn) Southborough, Tun Wells
McBeth, Craig I. (Nodesc) Marsden, Pendle
McBriar, Luis J. (Con) Tottington, Bury
McCabe, John G. (Lab) Hebburn S, S Tyneside
McCabe, Miranda (Lab) Westbury-on-Trym, Bristol
McCabe, Paul (LD) Lyndon, Solihull
McCabe, Sean D. (LD) Bletchley E, Milton Keynes
McCall, Helen (Grn) Southway, Plymouth
McCall, Joanne E. (Ind) Sudell, Sefton
McCann, Craig J.J. (Con) Chigwell, Epping Forest
McCann, Rupert J. (LD) Limpsfield, Tandridge
McCargo, Ian J. (Lab) Otley, Leeds
McCarrick, Ashley (Con) Tyldesley, Wigan
McCarroll, Stuart (Lab) Witney S, W Oxon
McCarthy, Christopher M. (Lab) Hampton Vale, Peterborough
McCarthy, Eugene (Grn) Laindon Park, Basildon
McCarthy, Helen (Grn) Fort Royal, Worcester
McCarthy, Martin H.T. (Con) Castle Bromwich, Solihull
McCarthy, Stephen E. (LD) Laindon Park, Basildon
McCarthy-Calvert, Lynsey (PIP) Appleton, Castle Point
McCartney, Kath (Lab) Crawcrook, Gateshead
McCartney, Killian (Lab) North Jesmond, Newcastle
McCarty, Josh (Lab) St Budeaux, Plymouth
McCauley, Allan P. (Ref) Glebe, Lincoln
McCheyne, Roger J. (Con) Blackmore, Brentwood
McClafferty, Gavin (Grn) Cainscross, Stroud
McConnell, John M. (Con) Blaydon, Gateshead
McCord, Paul F. (Ind) Park, Sefton
McCormick, Cody (Ind) Cheshunt S, Broxbourne
McCormick, Fraser G. (LD) Mannington, Swindon
McCormick, Pauline A. (Con) Brierfield W, Pendle
McCormick, Zoe C. (LD) Shaw, Swindon
McCorquodale, David N.B. (Con) Capel, Mole Valley
McCoy, Liz (Lab) Quays, Salford
McCrea, Nigel (Con) Charminster St Mary's, Dorset
McCredie, Cherry S. (Ind) Epping E, Epping Forest
McCulloch, Colin (Grn) Firth Park, Sheffield
McCulloch, Ian D. (Grn) Paulsgrove, Portsmouth
McDavid, Helen M. (Ind) Swanage, Dorset
McDermott, John F. (Con) Emmbrook, Wokingham
McDermott, Margaret (LD) Heatons South, Stockport
McDermott, Tony (Lab) Bankfield, Halton
McDonagh, Joshua M. (Lab) St Nicolas, Nuneaton
McDonagh, Sean (Lab) West Park, S Tyneside
McDonald, Bruce (LD) Claygate, Elmbridge
McDonald, Daud (Ind) St Paul's, Cheltenham
McDonald, Elaine (TUSC) Lee Chapel N, Basildon
McDonald, Ian F.S. (Grn) Palace Wood, Maidstone
McDonald, Sean F. (Yorks) Rothwell, Leeds
McDonnell, Caroline (LD) Graveley, N Herts
McDonough, Katy E. (Lab) Grange, Halton
McElhinney, Brian M. (Grn) Tanhouse, W Lancs
McElroy, Dave (Grn) Redlands, Reading
McEwen, Andy (Grn) Beaminster, Dorset
McFarlane, Colin G. (Con) Weybridge St George's Hill, Elmbridge
McFarlane, Kirsten C. (Lab) Bulmershe, Wokingham
McGahan, Hannah (Lab) Webheath, Redditch
McGahan, Janice (Con) Manor, Stockport
McGannan, Will (Lab) Cowplain, Havant
McGarrity, Barbara (Lab) Oxley, Wolverhampton
McGarry, Daniel (Grn) Burstead, Basildon
McGarry, John A. (TUSC) North, Peterborough
McGee, Pat (Grn) Lemington, Newcastle
McGeorge, Ellen (LD) Coxford, Southampton
McGeorge, Melissa A. (Lab) Lee Chapel N, Basildon
McGeown, Deirdre J. (LD) Westhoughton N, Bolton
McGettrick, Deborah (Grn) Sopwell, St Albans
McGill, Gavin P. (Lab) Bury E, Bury
McGill, Sally-Ann (Lab) Radcliffe N, Bury
McGinley, Jean A. (Con) Warley, Brentwood
McGinty, Claire L. (Con) New York, N Tyneside

McGlashan, James (Grn) Manor, Trafford
McGlashan, Ken (Lab) Page Moss, Knowsley
McGlinn, Sophie J. (Grn) Cullercoats, N Tyneside
McGloskey, Benjamin J. (Lab) Norton, Dudley
McGlynn, Alexander J. (Con) Westham, Dorset
McGovern, David C. (Ind) Benwell, Newcastle
McGowan, Ezra (Con) Nothenden, Manchester
McGowan, Neil (Ind) Marsden, Pendle
McGrath, Barry J. (Ind) St Andrew's, Hull
McGrath, Conor (Lab) Bedwell, Stevenage
McGrath, Martin (Lab) Clarence, St Albans
McGreavy, Graham (Ref) Heaton, Bolton
McGreevy-Rose, Marisa (Grn) W. St Leonards, Hastings
McGrother, Jenny (Lab) Caversham Heights, Reading
McGuin, Robert W.A. (Con) Lindley, Kirklees
McGuinness, Andy (LD) Manor, Stevenage
McGurran, Aidan (Lab) Lee Chapel N, Basildon
McHugh, John S. (Lab) Westhoughton S, Bolton
McHugh, Liz (Lab) Hebburn N, S Tyneside
McHugh, Stephen J. (Con) Didsbury E, Manchester
McInerney, Angela (Lab) Farnworth, Halton
McInnes, Liz (Lab) Longholme, Rossendale
McInroy, James P. (Con) Rusthall, Tun Wells
McIntee, Lesley A. (LD) Wetherby, Leeds
McIntosh, David A. (Grn) Norwood, Sefton
McIntyre, Ann (Lab) Helmshore, Rossendale
McIntyre, Pam (Ind) St Mary's, N Tyneside
McIvor, Jaymey (Con) Ongar, Epping Forest
McKay, Malcolm J. (Lab) Senacre, Maidstone
McKay, Maureen (Lab) Manor, Stevenage
McKee, Campbell E. (Lab) Bulkington, Nuneaton
McKeever, Martin (Con) Plungington, Preston
McKell, Stew (Con) Lytchett Matravers, Dorset
McKelvey, Judith M. (Con) Overton, Hyndburn
McKenna, Clare E. (Lab) Barnfield, Hyndburn
McKenna, Lewis J. (Con) Park Wood, Maidstone
McKenna, Matty (Grn) Monkton, S Tyneside
McKenzie, Frances K. (Con) Bridport, Dorset
McKenzie, Owain A. (LD) Sandridge, St Albans
McKenzie, Richard M. (Lab) Maiden Erlegh, Wokingham
McKenzie, Scott A. (Ref) Darfield, Barnsley
McKenzie, Shaun A. (Grn) Aldridge N, Walsall
McKenzie, Stuart J. (Lab) Stalybridge S, Tameside
McKeon, Kevin P. (Lab) Horwich N, Bolton
McKeown, Harry C. (Lab) Hawkedon, Wokingham
McKiernan, Cameron (Lab) Rotherham W, Rotherham
McKinlay, Ian A. (LD) Claremont, Salford
McLaren, Stuart J. (Lab) Mancroft, Norwich
McLaughlin, Maureen (Lab) Latchford W, Warrington
McLay, Lauren E. (Grn) Plympton Chaddlewood, Plymouth
McLean de Boer, Elliott S.L.R. (Con) Burstow, Tandridge
McLean, Andrew W.R. (Lab) Burstow, Tandridge
McLean, Ashleigh T. (Grn) Felling, Gateshead
McLean, Keith (Con) Olney, Milton Keynes
McLean, Malcolm A. (Con) Wyke, Bradford
McLean, Suzette (Ind) Blackbird Leys, Oxford
McLellan, John H. (LD) Swinton Park, Salford
McLeod, Jason P. (Con) Deansgate, Manchester
McLeod, Martin M. (LD) Batchley, Redditch
McLeod, Stuart (LD) Calverley, Leeds
McLernon, Zoe A. (Con) Kidlington W, Cherwell
McLoughlin, Martin (Grn) Queens Park, Bolton
McLoughlin, Matthew P. (Lab) Colne Valley, Kirklees
McLoughlin, Max (Grn) Shirley S, Solihull
McLoughlin, Michael (Lab) Wigan C, Wigan
McMahon, Annie (Lab) Hareholme, Rossendale
McMahon, Judith (Con) Shoeburyness, Southend
McManus, Christopher J. (Con) St James', Oldham
McManus, Eugene (Lab) Redbridge, Southampton
McManus, Katie (LD) Southway, Plymouth
McManus, Martin P. (Lab) Penketh, Warrington
McMichael, Ryan D. (LD) Longford, Coventry
McMullen, Alexander (Con) Fawdon, Newcastle
McMullen, Anthony W. (Lab) Weetslade, N Tyneside
McMullen, Liz (Lab) Weetslade, N Tyneside
McMullin, Anthony (Grn) Central, Halton
McNabb, Dominic (Lab) Manor, Sefton
McNally, David (Lab) St Peter's, Tameside
McNally, Jason (Lab) Dogsthorpe, Peterborough
McNally, Josie (Grn) Cosham, Portsmouth
McNally, Paul M. (Grn) Winlaton, Gateshead
McNamara, Danny (Grn) Caversham Heights, Reading
McNamara, Paul C. (Lab) Efford, Plymouth
McNeil, John R. (Con) Wardley, Gateshead
McNeil, Sam (Con) Cutteslowe, Oxford
McNeill, Margaret (LD) Katesgrove, Reading
McQuillan, James E. (Grn) Hoddesdon N, Broxbourne
McStein, Lee R. (Lab) Atherton S, Wigan
McSweeney, Philip M. (Lab) Sprites, Ipswich
McTiernan, Dan (Lab) Clifton, Bristol
McVittie, Richard (LD) Friar Park, Sandwell
Mead, Louise (Res) Loughton Fairmead, Epping For
Mead, Sarah (Lab) Shephall, Stevenage
Meade, Geoff (Lab) Verulam, St Albans
Meaden, Christopher (Con) Gensing, Hastings
Meaden, Joanna P. (LD) Clarence, St Albans
Meades, Derek B. (Con) Quays, Salford
Meades-Smith, Janet A. (Con) Barton, Salford
Meadowcroft, Miranda (Grn) Royton N, Oldham
Meadowcroft, Tom (Grn) Dursley, Stroud
Meadows, George J. (Lab) Witney N, W Oxon
Meah, Resnu (Nodesc) Fort Royal, Worcester
Meal, Jeremy R. (LD) Bramhall S, Stockport
Means, Eileen (Lab) Bishopston, Bristol
Meares, Anna (Grn) Horfield, Bristol
Mearing, Sam (LD) Horley C, Reigate
Mearns, Liz (LD) Ridgeway, Swindon
Mears, Helen (Grn) Cokeham, Adur
Mears, Matt (LD) Dinnington, Rotherham
Medford, Julie (Lab) Normanton, Wakefield
Medhurst, Annette L. (Lab) Barkham, Wokingham
Medley, Susie (Grn) Berkeley Vale, Stroud
Mee, John (Con) Tarleton Village, W Lancs
Meehan, Christopher J. (Lab) Warden Hill, Cheltenham
Meehan, Eleanor (Grn) Wotton-under-Edge, Stroud
Meen, Emma (Con) Tonge, Bolton
Meenaghan, Lesley (Con) Harbourside, Gosport
Meftah, Shapour (Con) Coleridge, Cambridge
Megennis, Lisa J. (CRA) Canvey C, Castle Point
Meharban, Nadia (Con) Rotherham E, Rotherham
Mehdi, Dina (Lab) Hadleigh St James, Castle Point
Mehmood, Uzair (WP) Littleborough Lakeside, Rochdale
Mehta, Priya D. (Grn) Addlestone N, Runnymede
Mehta, Rishi (Grn) Rosedale, Broxbourne
Meikle, Michaela W. (LD) Marple N, Stockport
Mein, Jenny (Lab) Lea, Preston
Meiszner, Ria (LD) Basing, Basingstoke
Meldrum, Verden A. (Lab) Park Gate, Fareham
Mellalieu, David C. (LD) Linacre, Sefton
Melling Flavell, Ewan R. (Grn) Compton, Plymouth
Melling, Ruth (Con) Burscough Town, W Lancs
Mellish, Helena J. (Grn) Reddish N, Stockport
Mellor, Janet I. (Grn) Chirton, N Tyneside
Mellor, Marshall A. (Lab) Dinnington, Rotherham
Mellor, Mike (Lab) Crookham, Hart
Melville, Andrew J. (LD) St Stephen, Worcester
Memi, Ummar (Con) Central, Redditch
Mendez, Linda E. (Lab) Welham Green, Wel-Hat
Mendoza, Mark J. (Con) Redhill W, Reigate
Mendoza, Mike (Con) Mash Barn, Adur
Mercer, Charlie (Lab) Windmill Hill, Bristol
Mercer, Sandra (Con) Chorley S.E, Chorley
Merchant, Samuel J. (LD) Bedminster, Bristol
Meredeen, Bruce (LD) Maze Hill, Hastings
Meredith, Daniel J. (Lab) Balderstone, Rochdale
Merewether-Helps, Andrew (Lab) Bursledon, Eastleigh
Mernagh, Mary B. (Lab) Durrington, Worthing
Mestre, Tomas (Con) Normanton, Wakefield
Metaly, Foujia S. (SocLab) Quedgeley Fieldcourt, Gloucester
Metcalfe, Sarah K. (Con) Loughton Forest, Epping For
Metcalfe, Valerie (Con) Loughton St John's, Epping For
Miah, Ajmal (Lab) Hengrove, Bristol
Miah, Mohammad M. (Con) Knebworth, N Herts
Miah, Mohammed J. (Lab) Walcot, Swindon
Miah, Mohammed S. (Con) Werneth, Oldham
Miah, Shamim (Con) East Tilbury, Thurrock
Michallat, Henry M. (Con) Stoke Bishop, Bristol
Mickleburgh, Andrew R. (LD) Hawkedon, Wokingham
Middlebrough, Keith F. (Con) Preston Rural N, Preston
Middleton, Howard (LD) Bowling, Bradford
Middleton, Julia E. (Grn) Banbury Ruscote, Cherwell
Middleton, Margaret E. (Con) Norwood, Sefton
Middleton, Steve (Ind) Unsworth, Bury
Middleton, Tony (Cit) Bablake, Coventry
Middleton, Tony (Lab) Sedgley, Dudley
Midgley, Samuel A. (Grn) Holme Valley N, Kirklees
Mieville, Hugo A. (LD) Blandford, Dorset
Mihailova, Lyubka (Ind) Buckhurst Hill W, Epping For
Miks, Catherine E. (Lab) Lower Stoke, Coventry
Milburn, Chris (Ind) Titchfield, Fareham
Milburn, John (Grn) Ewood, Blackburn
Miles, Becky (Lab) Cove, Rushmoor
Miles, Cheryl (Grn) Hatfield C, Wel-Hat
Miles, Jane (Grn) Walton S, Elmbridge
Miles, Jenny (Lab) The Stanleys, Stroud
Miles, Kerrie E. (LD) Batchley, Redditch
Milham, Kimberley J. (Grn) Fant, Maidstone
Milham, Simon (Grn) Tovil, Maidstone
Mill, Sheldon J. (Lab) South, NE Lincs
Millar, Harry J.K. (Con) Whyteleafe, Tandridge
Millar, Peter (Con) Penistone East, Barnsley
Millard, Tracy S. (Lab) Coney Hall, Gloucester
Millea, Tim (Yorks) Colne Valley, Kirklees
Miller, Ann J. (Ind) West Parley, Dorset
Miller, Barry (Lab) East Marsh, NE Lincs
Miller, Christine M. (LD) Bookham W, Mole Valley
Miller, Eve A. (TUSC) Arbury, Nuneaton
Miller, Ian P. (Ind) Wishing Tree, Hastings
Miller, James C. (LD) Sale Moor, Trafford
Miller, James D. (Confel) Leigh, Southend
Miller, Maria (LD) Leigh Park Hermitage, Havant
Miller, Matthew T. (Grn) Bradshaw, Bolton
Miller, Michael (Grn) Peel, Hyndburn
Miller, Peter A. (TUSC) Northgate, Crawley
Miller, Peter P. (Ind) Kingswinford S, Dudley
Miller, Richard G. (Grn) Woodham, Runnymede
Miller, Roy T. (Con) Ashton Hurst, Tameside
Miller, Terry G. (Lab) Canvey C, Castle Point
Miller, Tracy (Grn) Norton North, Halton
Miller, Victoria J. (Con) Quedgeley Fieldcourt, Gloucester
Miller-Viney, Helen J. (LD) Trinity, Tamworth
Milliken, Dean J. (Ref) Howlands, Wel-Hat
Millington, Karen (Lab) Westhoughton N, Bolton
Millington, Michael (Con) Poulton N, Warrington
Millner, Andrew (Con) Hoyland Milton, Barnsley
Millner, Gillian R. (Con) Darton East, Barnsley
Mills, Jennifer G. (Con) South Jesmond, Newcastle
Mills, Les (Con) North Weald Bassett, Epping Forest
Mills, Lewis L.H.M. (Con) Bramley, Rotherham
Mills, Nicola (LD) Orton Longueville, Peterborough
Mills, Richard (Grn) Rotherham W, Rotherham
Millward, Anne (Ind) Gornal, Dudley
Millward, Eve (Con) Mosborough, Sheffield

Millward, Gary A. (Con) Chadsmoor, Cannock Chs
Millward, Gordan R. (Con) Ecclesall, Sheffield
Millwood, Richard (Lab) Brentwood West, Brentwood
Milne, James P. (Grn) Blakelaw, Newcastle
Milne, Robert (LD) Lodge, Rochford
Milne, Sarah J. (Con) Stakes, Havant
Milner, Deborah C. (Grn) Lansdown, Cheltenham
Milner, Helen C. (Lab) Lymm N, Warrington
Milner-Barry, Jane E. (Lab) Old Town, Swindon
Milone, Ellie (Lab) Westbury-on-Trym, Bristol
Milsom, Ruth M. (Lab) Crookes, Sheffield
Milstead, Ricky (Lab) Egham Hythe, Runnymede
Milton, Andrew (Lab) Bishopston, Bristol
Milton, Bernice W. (Con) Limpsfield, Tandridge
Milton, Stephen L. (LD) Ashdown, Hastings
Minchin, Karen (LD) Grange, Gloucester
Miniaci, Mario (LD) Altrincham, Trafford
Minnis, Meena (LD) Timperley N, Trafford
Mintoff, Sharon (Lab) Swaythling, Southampton
Mir, David (Con) Mickleham, Mole Valley
Miran, Aleem (Con) East, Peterborough
Miro, Firas (LD) Rotherham W, Rotherham
Mistry, Champak (Lab) Farnworth S, Bolton
Mistry, Ish (Lab) New Bilton, Rugby
Mitchell, Adam J.S. (Con) Longmeadow, Stevenage
Mitchell, Brodie (Con) Great Sankey N, Warrington
Mitchell, Charlie (Ind) Cainscross, Stroud
Mitchell, Emily R. (LD) Cove, Rushmoor
Mitchell, Hilary G. (Lab) Wakefield W, Wakefield
Mitchell, Julia H. (Con) Greasbrough, Rotherham
Mitchell, Kay (Ind) Kursaal, Southend
Mitchell, Kieran (Con) Harpenden E, St Albans
Mitchell, Mark (LD) West Fenham, Newcastle
Mitchell, Mel (Con) St Nicholas, Stevenage
Mitchell, Shayne M. (Grn) West Chesterton, Cambridge
Mitchell, Tracey A. (Ind) Denton, Newcastle
Mitchern, Misha (Con) St James', Tun Wells
Mitra, Barbara (Grn) Nunnery, Worcester
Mngaza, Cammilla (TUSC) Cradley Heath, Sandwell
Moakes, Stuart A. (Lab) Abbeymead, Gloucester
Mobbs, Freddie (Con) High Brooms, Tun Wells
Mobbs, Thomas N.W. (Con) Goudhurst, Tun Wells
Moesgaard-Kjeldsen, Sally K. (LD) Cranbrook, Tun Wells
Moffatt, Kira (LD) Grange, Gloucester
Mohammadzai, Rafiullah (Con) West Bromwich C, Sandwell
Mohammed, Adam (Lab) Pleck, Walsall
Mohammed, Adil S. (LD) Richmond, Sheffield
Mohammed, Ibrahim (Ind) Maiden Erlegh, Wokingham
Mohammed, Jonathan (LD) Whickham S, Gateshead
Mohammed, Saraj (Ind) Ewood, Blackburn
Mohammed, Shahid (Lab) Milkstone, Rochdale
Mohammed, Shireen S. (Lab) Bewsey, Warrington
Mohammed, Sully (Con) Central, Redditch
Mohammed, Younes (Ind) Wingrove, Newcastle
Mohamud, Yassin H. (Grn) Lawrence Hill, Bristol
Mohr, Andi (Grn) Wollaston, Dudley
Moir, Andrew D. (Lab) Dunston Hill, Gateshead
Mok, Stephani K. (Grn) Shephall, Stevenage
Molineux, Gerald N. (Ind) Brereton, Cannock Chs
Molins, Joan (TUSC) Horfield, Bristol
Moliver, Adam (Lab) College, Cheltenham
Moll, Victoria M. (Grn) Culverden, Tun Wells
Molyneux, Paul D.J. (Lab) Worsley Mesnes, Wigan
Monaco, Gemma (Con) Webheath, Redditch
Monaghan, Jan (Lab) N. Meols, W Lancs
Moncaster, Phill (Ref) Shipley, Bradford
Moncrieff, Anja J. (Grn) Old Trafford, Trafford
Moncrieff, Joanna M. (Lab) Brentwood West, Brentwood
Monk, Gayle E. (LD) Shirley W, Solihull
Monk, Gina (Lab) Swinton Rockingham, Rotherham
Monkhouse, Debby (Lab) Swanage, Dorset
Monks, Craig (Con) Beaminster, Dorset
Montague, Jim (Lab) Wallsend N, N Tyneside
Montague, Julian P. (Cit) Sherbourne, Coventry
Monte, Paula (Lab) Wescott, Wokingham
Montgomery, Jordan G.J. (LD) Wokingham Without, Wokingham
Montgomery, Keith (Lab) Hawkwell E, Rochford
Montgomery, Margaret (Grn) Walkergate, Newcastle
Moody, Ian R. (Con) Graveley, N Herts
Moody, Kelly (Con) Hullbridge, Rochford
Mooney, Andrew P. (Lab) Fareham Park, Fareham
Mooney, Melissa (Con) Droylsden E, Tameside
Mooney, Paddy (LD) Lyme, Dorset
Moore, Alex (TUSC) Devonport, Plymouth
Moore, Brian D. (NEP) Gosforth, Newcastle
Moore, Cath (Lab) Stroud Uplands, Stroud
Moore, Chris (TUSC) Stroud Trinity, Stroud
Moore, Darren (Lab) St James', Tun Wells
Moore, David (Lab) Colehill, Dorset
Moore, Duncan A. (TUSC) Peverell, Plymouth
Moore, Gordon R. (Con) Castle, Tamworth
Moore, James W.J. (LD) Tilehurst, Reading
Moore, Jonathan D. (LD) Quays, Salford
Moore, Judy (Ind) Dormansland, Tandridge
Moore, Ken (Free) Wollaston, Dudley
Moore, Laurie J. (TUSC) St Budeaux, Plymouth
Moore, Raymond J. (Grn) Washington C, Sunderland
Moore, Richard A. (Con) Burstead, Basildon
Moore, Rick (Con) Ewood, Blackburn
Moore, Simon G. (Ref) Wombwell, Barnsley
Moore, Stephen (Lab) Minchinhampton, Stroud
Moore-Holmes, Sue (Lab) Norden, Rochdale
Moores, Eddie (Lab) Chadderton N, Oldham
Moorhouse, Mel (LD) Kidlington E, Cherwell
Moori, Jamshid (LD) Shirley E, Solihull
Moran, James R. (LD) Revel, Rugby
Moran, Rebecca F.F. (LD) Benn, Rugby
Morbin, James D.P. (TUSC) Churchill, Oxford
Mordecai, Martyn J. (Con) Billericay East, Basildon
Morden, Simon J. (TUSC) Low Fell, Gateshead
More O'Ferrall, Rory F. (Con) Duryard, Exeter
Moreland, John (LD) Rusthall, Tun Wells
Moreland, Robert J. (Con) Moreland, Gloucester
Morgan, Alison A. (LD) Arboretum, Worcester
Morgan, Andy (Con) Heaton, Bolton
Morgan, Clive W. (Lab) Winstanley, Wigan
Morgan, David (LD) Wimborne Minster, Dorset
Morgan, David H. (Lab) Rushall-Shelfield, Walsall
Morgan, Denise (Grn) Darwen S, Blackburn
Morgan, Graham (Lab) Swanside, Knowsley
Morgan, Gregory I. (Con) Chorley N.E, Chorley
Morgan, Henry (Lab) Headcorn, Maidstone
Morgan, Joanne H.A. (Lab) Gornal, Dudley
Morgan, Keith O. (Lab) Meriden, Watford
Morgan, Lisa (Ind) Grange Hill, Epping Forest
Morgan, Richard (Con) Rural East, Epping Forest
Morgan-Bates, Georgina (Lab) St Mary's, Castle Pt
Morley, Gary C. (Con) Hitchin Walsworth, N Herts
Morley, James E. (Ind) Leigh C, Wigan
Morley, John G. (Grn) Wallsend N, N Tyneside
Morley, Matthew (Lab) Stanley, Wakefield
Morley, Tim (Con) Hazel Grove, Stockport
Morlin, Rosemary (LD) Northfield Brook, Oxford
Morra, Carolina (Her) Broadfield, Crawley
Morrell, James (Lab) Harpenden S, St Albans
Morrigan, Nicole (Lab) Valley, Tandridge
Morris, Carl A.G. (Lab) Orsett, Thurrock
Morris, Carole (Con) Wickford N, Basildon
Morris, Caspar (Con) Chadlington, W Oxon
Morris, David P. (Grn) Letchworth Norton, N Herts
Morris, Debbie (Con) Moor Park, Three Rivers
Morris, Graham D. (Con) Stockwood, Bristol
Morris, Kevin P. (Lab) Halliwell, Bolton
Morris, Lee (Grn) Gipping, Ipswich
Morris, Mark (Lab) Newsome, Kirklees
Morris, Martin V. (Lab) Waltham Abbey N, Epping For
Morris, Mary E. (Lab) Evendons, Wokingham
Morris, Matthew D. (LD) Mersey, Halton
Morris, Max (Grn) Donnington, Oxford
Morris, Michael (Lab) Preston, N Tyneside
Morris, Philip (Con) Minchinhampton, Stroud
Morris, Rachel (Grn) Rushmere, Ipswich
Morris, Richard (LD) Callerton, Newcastle
Morris, Stephen (ED) Besses, Bury
Morris, Sue (Ref) Park, Peterborough
Morris, Valerie (ED) Holyrood, Bury
Morris-Blake, Josh (Grn) Cherry Hinton, Cambridge
Morrisey, Robert J. (Lab) Breightmet, Bolton
Morrison, Colleen L. (Con) Bush Fair, Harlow
Morrison, Craig (Con) Houghton, Sunderland
Morrison, James G. (Lab) West Leigh, Southend
Morrison, Kay (Lab) Bush Fair, Harlow
Morrison, Roderick G.D. (LD) Cheetham, Manchester
Morrison, Simon (LD) Holywell, Watford
Morrison, Tom (LD) Cheadle W, Stockport
Morrissey, Ciaran J. (LD) Hendon, Sunderland
Morshead, James F. (LD) Wainbody, Coventry
Mort, Emily G.A. (Lab) Tonge, Bolton
Morten, Alistair (Grn) Lower Kingswood, Reigate
Mortimer, Christine P. (Lab) Theydon Bois, Epping For
Mortimer, Frances (Grn) North Leigh, W Oxon
Mortimer, Tom (TUSC) Aldershot Park, Rushmoor
Morton, Lyn (Grn) Hemsworth, Wakefield
Morton, Marguerita (LD) Sherwood, Tun Wells
Morton, Ray (Lab) Honicknowle, Plymouth
Moseley, Danny (Con) Holywell, Watford
Moseley, Donna (LD) Greasbrough, Rotherham
Moses, Nadean C. (Con) Banstead Village, Reigate
Moses, Sarah M. (LD) Great Horton, Bradford
Mosesson, Lars E. (Grn) Odiham, Hart
Mosey, Catherine M. (TUSC) Stockingford W, Nuneaton
Mosonyi, Chloe E. (Grn) Trumpington, Cambridge
Moss, Amber-Page M. (Grn) Litherland, Sefton
Moss, Andrew (Con) Hyde Newton, Tameside
Moss, Deborah E. (Con) Yateley W, Hart
Mossman, Alan (Grn) Cainscross, Stroud
Mosterman, Barbara C. (Con) Cheylesmore, Coventry
Mostyn, Simon R. (LD) Marshalswick W, St Albans
Mott, Jane F. (Grn) Southwick Green, Adur
Mott, Stewart (LD) Castledon, Basildon
Mottaghi, Ash (Lab) Dorchester E, Dorset
Mouat, Jim (Ref) Harton, S Tyneside
Moudgil, Geeta (Res) Egham Town, Runnymede
Moulton, Nicholas (Con) Portswood, Southampton
Mountaine, Jackie (Con) Swinton, Salford
Mountford, Steve (PIP) Thundersley N, Castle Point
Mower, Thomas A. (Grn) Shiney Row, Sunderland
Moyet, Yanik (Lab) Nethermayne, Basildon
Moyies, James W. (Con) West Shoebury, Southend
Moynihan, Anna-Marie (Ind) Winklebury, Basingstoke
Mozol, Anna (Ind) Quedgeley Severn Vale, Gloucester
Mozzato, Angela (Her) Southchurch, Southend
Mubin, Abdul (Con) Witney C, W Oxon
Muckley, Andrea M. (Grn) Hednesford Hills, Cannock Chs
Mudie, Zak (Con) Kenton, Newcastle
Mudzingwa, Josephine (Lab) North Shields, N Tyneside
Mugan, Terry (Lab) Standish, Wigan
Mugele, Karl L. (LD) London Colney, St Albans
Muggeridge, Stephen F. (Grn) Palace Wood, Maidstone
Mughal, Azmat U.K. (LD) Sherrards, Wel-Hat
Mughal, Qasim (Lab) Netherton, Dudley
Mughal, Shaneila (Lab) Netherton, Dudley
Mugo, James M. (Con) Park, Reading
Muir, Anthony D. (Con) Poplars, Warrington
Muir, Dugald J. (Grn) Letchworth S.W, N Herts
Muir, Michael (Con) Baldock W, N Herts

Mukherjee, Arijit (Con) Park, Watford
Mulcock, Neil (Lab) Harpenden E, St Albans
Mulhall, Connor J.P. (Con) Kippax, Leeds
Mullaney, Beverley W. (Lab) Thornton, Bradford
Mullaney, David L. (Lab) Stoke Bishop, Bristol
Mullard-Toal, Emma B. (Lab) Church Langley S, Harlow
Mullard-Toal, Stefan P. (Lab) Netteswell, Harlow
Mulleady, Peter (Grn) Leigh C, Wigan
Mullen, Alana E.J. (LD) Fishwick, Preston
Mullen, Rachel L. (Lab) Windy Nook, Gateshead
Mullett, Heather U. (Grn) Priory, Exeter
Mullins, Eamonn M. (Con) Airedale, Wakefield
Mullins, Sue (Lab) Northgate, Crawley
Mulvenna, Tommy (Lab) Shiremoor, N Tyneside
Mulvie, Catherine (LD) Lobley Hill, Gateshead
Mummalaneni, Arun (Con) Brookvale, Basingstoke
Mumtaz, Esha (Lab) Moss Side, Manchester
Mumtaz, Faisal (LD) Canalside, Woking
Muna, Suzanne E. (TUSC) Clifton Down, Bristol
Muncaster, Ashton H. (Ref) Washington E, Sunderland
Muncer, Ralph G. (Con) Codicote, N Herts
Munday, Ian J. (Grn) Springbank, Cheltenham
Munday, Mark G. (LD) Paddock Wood, Tun Wells
Munday, Phil (Lab) Havant St Faith's, Havant
Munden, Brenner J. (LD) Brizes, Brentwood
Munden, Nicola J. (LD) Brizes, Brentwood
Mundry, Hans J. (Lab) Latchford E, Warrington
Mundry, Karen (Lab) Latchford E, Warrington
Munir, Mohammed A. (Grn) Central, Peterborough
Munoz Maniega, Susana (LD) Hitchin Bearton, N Herts
Munoz, Orlando (TUSC) St Mary's, Oxford
Munro, David (Lab) Headless Cross, Redditch
Munro, Marina (Con) Empress, Rushmoor
Munro, Stuart I. (Con) Spencer's Wood, Wokingham
Munro-Price, Ian (Con) Portland, Dorset
Munt, Kev (Grn) Fleet E, Hart
Murcer, Stephen (Con) Blackmore Vale, Dorset
Murdoch, Neal D. (Grn) Pound Hill N, Crawley
Murley, Drew (Ref) Headland, Hartlepool
Murley, Susan (Lab) Windmill Hill, Bristol
Murphy, Andrew M.J. (Con) Titchfield Common, Fareham
Murphy, Annette (Lab) Deddington, Cherwell
Murphy, Avril R. (Con) Leigh S, Wigan
Murphy, Christine (Grn) Horsell, Woking
Murphy, Ed (Grn) Orton Waterville, Peterborough
Murphy, Eddie (Ind) Nethermayne, Basildon
Murphy, Emma L.K. (Grn) Hilsea, Portsmouth
Murphy, John P. (Con) Mill Hill, Blackburn
Murphy, Kerry (Con) Brownhills, Walsall
Murphy, Kyra (Con) Bentley, Walsall
Murphy, Laurence J. (Lab) Stockton Heath, Warrington
Murphy, Martin J. (Lab) Monkseaton, N Tyneside
Murphy, Neil (Con) Birchwood, Warrington
Murphy, Paul (Ref) Maze Hill, Hastings
Murphy, Paula (Lab) Litherland, Sefton
Murphy, Richard (LD) Wonston, Winchester
Murphy, Sheila P. (Con) Herongate, Brentwood
Murray, David (LD) St Peter's, Wolverhampton
Murray, David (TUSC) Laindon Park, Basildon
Murray, Fiona J. (Lab) Belle Vale, Dudley
Murray, Gregor G.D. (Con) Wescott, Wokingham
Murray, Keith (Con) Blackburn C, Blackburn
Murray, Kyle L. (Con) Windy Nook, Gateshead
Murray, Lynne (Lab) Hill Head, Fareham
Murray, Peter J. (Con) Epping W, Epping Forest
Murray, Sarah (LD) St Nicholas, Worcester
Murray, Seamus E. (Grn) Carholme, Lincoln
Murray, Staurt G. (Ind) St Mary's, N Tyneside
Murray, Stephen W. (Ind) Loughton Roding, Epping Forest
Murray, Theresa (Ind) Burtonwood, Warrington
Mursaleen-Plank, Ieah R. (LD) Mickleham, Mole Valley
Murungi, Allan (Lab) Winnersh, Wokingham
Muse, Abdigafar M. (Lab) Ardwick, Manchester
Musgrove, Doug (Ind) Crawcrook, Gateshead
Musharraf, Khaled (Grn) Elswick, Newcastle
Mushtaq, Omar (Grn) Hunslet, Leeds
Musindo, Jaison (Con) Grove Green, Maidstone
Musindo, Mudiwa I. (Con) Fant, Maidstone
Musker, Anne P. (Lab) Pembury, Tun Wells
Muslim, Kalim (Con) Great Lever, Bolton
Muslim, Nadim (Con) Bromley Cross, Bolton
Mussi, Aldo (Grn) Blackheath, Sandwell
Musson, Richard J. (Grn) Sherborne St John, Basingstoke
Mustak, Mustafa A. (Ind) Coldhurst, Oldham
Mutahar, Mahdi A. (Lab) Cradley N, Dudley
Muthoni, Cynthia A. (Grn) Blackbird Leys, Oxford
Mutton, Andy (LD) Charlton Kings, Cheltenham
Mutton, Dave (Lab) Heavitree, Exeter
Mutton, Mal (Lab) Radford, Coventry
Mychaleckyj, Reuben L. (Grn) Emsworth, Havant
Myers, Alex (Con) Castledon, Basildon
Myers, Gary W. (Ind) Foulness, Rochford
Myers, Karen (Ind) Harton, S Tyneside
Myers, Nick (LD) Bitterne Park, Southampton
Myers-Lamptey, Dino (Ind) Pantiles, Tun Wells
Myerson, Tussie (Grn) Park, Cheltenham
Myler, Scarlett (Ind) Bryn, Wigan
Mylroie, Cristina (LD) Plungington, Preston
Myndiuk-Davidson, Sandra M. (Con) Daresbury, Halton
Mynott, Philip C. (LD) Brentwood North, Brentwood

N

Nadeem, Shahid (Lab) Blenheim Park, Southend
Nadin, Andrew (Grn) Weaste, Salford
Naeem, Waseem (Ind) Greenhead, Kirklees
Nagbea (Ind) Shipley, Bradford
Nagella, Nagi (Lab) Norreys, Wokingham
Naghi, David S. (LD) Penenden Heath, Maidstone
Naghi, Mark D. (LD) Grove Green, Maidstone
Nagle, Billie (Grn) Whalley Range, Manchester
Nagle, Paul T. (LD) Molesey W, Elmbridge
Nagpal, Bobby (Con) Loughton Fairmead, Epping Forest
Nagra, Majid (Lab) Loddon, Wokingham
Nahal, Harjinder S. (Lab) Streetly, Walsall
Nahal, Lucie (Lab) Bentley, Walsall
Najeeb, Muhammad (Ind) St Thomas's, Dudley
Nala-Hartley, Jabu T. (Nodesc) Barton, Oxford
Namdeo, Supriya (Con) Peel Common, Gosport
Nancekivell, Rob (LD) St Paul's, Cheltenham
Nannestad, Donald J. (Lab) Castle, Lincoln
Napper, Alan D. (Ind) Wickersley N, Rotherham
Napper, Amanda E. (Ref) Hart, Hartlepool
Naqvi, Sal (IOA) St Clement's, Oxford
Naqvi, Shehla (Grn) North Jesmond, Newcastle
Naraen, Asheem (Con) Rural S, W Lancs
Narang, Amit (Con) Ashton-upon-Mersey, Trafford
Naseem, Mohammed (Grn) St Peter's, Wolverhampton
Nash, Barry (Res) Tattenham Corner, Reigate
Nash, Lisa (LD) Knebworth, N Herts
Nash, Robert A. (TUSC) Windmill Hill, Bristol
Nash, Stephen C. (LD) Bulmershe, Wokingham
Nasheen, Umar (Lab) Medlock Vale, Oldham
Nasim, Muhammad (Lab) Park, Wolverhampton
Nasskau, Leo S. (Lab) Capel, Mole Valley
Natha, Siraz (Lab) Deepdale, Preston
Naumann, Steven C. (Grn) Cam E, Stroud
Navesey, Lee M. (Ind) Crompton, Oldham
Navesey, Lisa A. (Ind) Shaw, Oldham
Nawaz, Aneesa (LD) Brierley Hill, Dudley
Nawaz, Atif (Lab) Three Bridges, Crawley
Nawaz, Gil (Con) Ravensthorpe, Peterborough
Nayeri, Leyla (LD) Darton East, Barnsley
Naylor, Callum (Lab) Cambridge, Sefton
Naylor, Dominic P. (LD) Brentwood West, Brentwood
Naylor, Jack J. (Lab) Denton S, Tameside
Naz, Mamuna (Lab) Norcot, Reading
Nazir, Amr (WP) Healey, Rochdale
Nazir, Shakila (Lab) Foleshill, Coventry
Ncube, Melanie (LD) Charlestown, Manchester
Ndlovu, Jeff (Lab) Sedgley, Dudley
Ndokwo, Raymond K. (Con) Smithills, Bolton
Neal, Alan (First) Whitworth, Rossendale
Neal, Alistair (LD) Hillside, Wokingham
Neal, Russell (LD) Rosehill, Burnley
Neal, Tracey (LD) W. Carr, Hull
Neale, Barry P. (LD) Letchworth S.E, N Herts
Neale, Matthew J. (UKIP) Broxbourne, Broxbourne
Neale, Natalie A. (Con) Cradley N, Dudley
Neary, Dave (Lab) Norwood, Sefton
Needham, Jacquie (Con) Stubbington, Fareham
Needham, Kate (Grn) Whiteley, Winchester
Needham, Richard (Grn) St Michael, Winchester
Needle, Jamie L. (LD) Wharfedale, Bradford
Neill, Mandy (Grn) Claines, Worcester
Neilson, Liam (Con) Walkley, Sheffield
Neira, Tricia (Lab) Wallsend N, N Tyneside
Nell, Adam E.O. (Con) Adderbury, Cherwell
Nell, Emma L.J. (Con) Kidlington E, Cherwell
Nellist, Dave (TUSC) St Michael's, Coventry
Nellist, Jane E. (TUSC) Sherbourne, Coventry
Nelson, Georgia (Grn) Hengrove, Bristol
Nelson, Hannah I. (Con) Brentwood North, Brentwood
Nelson, John (Lab) Headland, Hartlepool
Nelson, Lewis E. (Lab) Cadishead, Salford
Nelson, Margaret E.F. (Con) Oakley, Cheltenham
Nelson, Rick (Lab) Kingswinford N, Dudley
Nelson, Rob (Cob) Romsey, Cambridge
Nelson, Rod (Grn) Nailsworth, Stroud
Nelson, Stef (Lab) Bridgewater, Halton
Nemeth, Joe (Lab) Wickford N, Basildon
Nendick, Ian N.C. (Grn) Welham Green, Wel-Hat
Nepal, Kabir (Grn) Cudworth, Barnsley
Nesbitt, Mark A. (Lab) Timperley C, Trafford
Nestor, Antoinette (Lab) Castle, Cambridge
Nethercote, James L. (Lab) Redland, Bristol
Nethsingha, Lucy K. (LD) Newnham, Cambridge
Neville, Alan M. (Con) Elson, Gosport
Neville, Chris (Comm) Weaste, Salford
Neville, Ellen (TWA) Hawkhurst, Tun Wells
Neville, Oliver (Con) Chorleywood S, Three Rivers
Neville, Vivienne J.M. (Her) Foggy Furze, Hartlepool
New, Katherine H.J. (Con) Alphington, Exeter
New, Leigh L.J. (Lab) Bilston N, Wolverhampton
Newbury, Josh (Lab) Norton Canes, Cannock Chs
Newbury, Lindq (Grn) Adderbury, Cherwell
Newby, Garry (Grn) Crofton, Wakefield
Newby, Lisa (Lab) Cheshunt N, Broxbourne
Newby, Rob (Con) St David's, Exeter
Newcombe, Alexandra V. (LD) St Thomas, Exeter
Newell, Jane (Con) Wareham, Dorset
Newell, Thomas F. (Grn) Chowdene, Gateshead
Newey, David (Lab) St Peter's, Sunderland
Newey, Rosanna (Grn) Bevois, Southampton
Newham, Brian (Grn) Bingley Rural, Bradford
Newhouse, Andrew R. (Grn) Brunshaw, Burnley
Newman, Andy (Lab) Wallsend N, N Tyneside
Newman, Ben (TUSC) Pound Hill N, Crawley
Newman, Brian (LD) Fence, Pendle
Newman, Claire (Her) Beauchief, Sheffield
Newman, David i. (Grn) Dukes, Sefton
Newman, David R. (Grn) Northfield Brook, Oxford
Newman, Mike (LD) Cheadle E, Stockport

Newman, Patrick (Lab) Chells, Stevenage
Newman, Sam (Ind) Freeland, W Oxon
Newman, Tom (Grn) Hook-with-Warsash, Fareham
Newport, Emma L. (Grn) Graveley, N Herts
Newport, Lisa J. (Ind) Sweyne Park, Rochford
Newton, Gordon (Ind) Bearsted, Maidstone
Newton, Michael A. (Grn) Weetslade, N Tyneside
Newton, Nathan R. (TUSC) Immingham, NE Lincs
Newton, Peter J.B. (LD) Horley E, Reigate
Newton, Shelly A. (Con) Chipstead, Reigate
Newton, Stephen C. (LD) Maiden Erlegh, Wokingham
Ney, Carol (Lab) Southway, Plymouth
Ng Sio-Hong, Andy (LD) Maiden Erlegh, Wokingham
Ng, Charlie (Con) Ordsall, Salford
Nhakaniso, Farai (Lab) Tyldesley, Wigan
Niblett, Benjamin W. (Lab) Thorpe, Runnymede
Nice, Stephen W. (LD) Langdon Hills, Basildon
Nicholls, Andy (Lab) Wakefield Rural, Wakefield
Nicholls, Lysette (Con) Standlake, W Oxon
Nicholls, Richard H. (Lab) Chesil Bank, Dorset
Nicholls, Trevor (Ref) Orford, Warrington
Nichols, Barbara R. (Lab) Rural North, Colchester
Nichols, Claire (Grn) Claines, Worcester
Nicholson, Barrie (LD) E. Middleton, Rochdale
Nicholson, Colin (Ind) St James', Tun Wells
Nicholson, David (Con) Burn Valley, Hartlepool
Nicholson, Derek R. (Con) Penenden Heath, Maidstone
Nicholson, Ellen (LD) Mount Hermon, Woking
Nicholson, Hugh P. (Lab) Conquest, Hastings
Nicholson, Jodie L. (Con) Wales, Rotherham
Nicholson, Liz (Lab) Offington, Worthing
Nicholson, Mark R. (Ind) St John's, Tun Wells
Nicholson, Matthew R. (LD) St Helens, Barnsley
Nicholson, Sally A. (Ind) Plympton St Mary, Plymouth
Nicholson, Veronica (Con) Victoria, Hartlepool
Nicholson-Roberts, James (Con) Glascote, Tamworth
Nicholson-Smith, Lisa A. (LD) Ravenmeols, Sefton
Nickinson, Caroline J. (Con) Rodwell, Dorset
Nickinson, Richard D. (Con) Rodwell, Dorset
Nicklin, Hannah (Grn) Woodhouse, Sheffield
Nicklin, Tim (LD) Billericay West, Basildon
Nickols, David (LD) Dormansland, Tandridge
Nicmanis, Sarah L. (Grn) Coleridge, Cambridge
Nicol, Princetta (Con) Ardwick, Manchester
Nicola, Rosie (Lab) Orchard Park, Hull
Nicolas, Albert E. (UKIP) Hoddesdon N, Broxbourne
Nike, Susan F. (Lab) Barrowford, Pendle
Nikulina, Kate (Grn) Katesgrove, Reading
Nisar, Mohammad (Ind) Burngreave, Sheffield
Nisbet, David (LD) Whitley Bay N, N Tyneside
Nisbet, Roger (Grn) Cadwell, N Herts
Nissen, Carole A. (Grn) Shiremoor, N Tyneside
Nissen, Steph (Lab) Castle, Colchester
Nixon, Frances (Lab) Penistone West, Barnsley
Nixon, Gillian M. (Grn) Old Town, Barnsley
Nixon, Maureen (Lab) Tanhouse, W Lancs
Nixon, Peter (LD) Fallings Park, Wolverhampton
Nkantah, Dianabasi E. (Lab) Wainbody, Coventry
Nobis, Yvonne (Lab) Newnham, Cambridge
Noble, Karen (Lab) Pallion, Sunderland
Noble, Nigel (Con) Marple N, Stockport
Noble, Peter J. (Con) Washington S, Sunderland
Noble, Rona M. (Lab) Twyford, Wokingham
Noble, Will (Lab) Moor View, Plymouth
Nock, Graham (Ref) Charlemont, Sandwell
Nock, Jackie (Ref) Hateley Heath, Sandwell
Nock, Ray (Ref) Greets Green, Sandwell
Nolan, Allan (Con) Wotton-under-Edge, Stroud
Nolan, Marie-Louise S. (Lab) Leavesden, Three Rivs
Nolan, Paul J.P. (Con) Coxford, Southampton
Nolan, Rachel R. (TUSC) Baffins, Portsmouth
Nolan, Sean (Lab) Letchworth Wilbury, N Herts
Noon, Christopher J. (LD) Leigh S, Wigan
Noor, Bismah (Grn) East, Peterborough
Noor-Hussain, Choudhary (Ind) St Thomas's, Dudley
Norchi, Ken (Lab) Bolehall, Tamworth
Norfolk, Robyn D. (Lab) Dines Green, Worcester
Norgrove, Rosie (Lab) Meadvale, Reigate
Norledge, Vicky (LD) Elmbridge, Gloucester
Norman, Edward M. (Con) Brighton Hill, Basingstoke
Norman, Jane (Lab) St Luke's, Southend
Norman, Julia F. (Grn) Colne Valley, Kirklees
Norman, Katherine R. (LD) Rose Hill, Oxford
Norman, Keith C. (LD) Temple Newsam, Leeds
Norris, Cathryn (Con) Westhoughton S, Bolton
Norris, Don (Con) Wickford N, Basildon
Norris, Paul (Con) Horwich S, Bolton
Norris, Richard H. (Grn) Horbury, Wakefield
North, Derek J. (Ind) Cosham, Portsmouth
North, Freya R.S. (Con) Fort Fareham, Fareham
North, Peter S. (Lab) Bricknell, Hull
Northam, David J. (LD) Upwey, Dorset
Norton, Emma K. (LD) Salvington, Worthing
Norton, Matt (Lab) Longholme, Rossendale
Norton, Neil (SDP) Hengrove, Bristol
Norton, Terry R. (Con) Purbrook, Havant
Norwood, Rachel M. (LD) Sherbourne, Coventry
Nosal, Trish (Con) Claines, Worcester
Nother, Paul M. (LD) Portchester Wicor, Fareham
Notley, Christian (LD) Cowplain, Havant
Notley, Margaret P. (Con) Woodfield, Stevenage
Nott, Kristin D. (Lab) Shiremoor, N Tyneside
Nowak, Richard (Con) Salvington, Worthing
Noyce, Chris (Grn) Eastcott, Swindon
Nugent, Trevor (Con) Earlswood, Reigate
Nukana, Srishudha (Con) Rodbourne Cheney, Swindon
Nunney, Rob (Grn) Woodhouse Park, Manchester
Nur, Foyzun (Con) Barnfield, Hyndburn
Nuttall, Alison (Grn) Banbury Cross, Cherwell
Nutter, Susan M. (Con) Bank Hall, Burnley
Nweke, Chidi (Res) Loughton Roding, Epping Forest
Nyiro, Jacqueline A. (Lab) Hutton East, Brentwood
Nykamp, Dylan (Con) Ackworth, Wakefield
Nzeribe, Ugo (Con) Gorton, Manchester

O

Oak, Ninad V. (LD) Weaste, Salford
Oakes, Jackie (Lab) Whitewell, Rossendale
Oakford, Peter J. (Con) Southborough, Tun Wells
Oakley, Richard J. (Ref) St Oswald's, Hyndburn
Oakley, Samson L. (Grn) Sedgley, Dudley
Oates, Michael A. (Con) Bolehall, Tamworth
Oborn, Keith (Ind) Bramley, Basingstoke
O'Brien, Tony (Lab) Ashton-upon-Mersey, Trafford
O'Brien, Vicki (Grn) Great Parndon, Harlow
Oche, Henry (Con) Coseley, Dudley
Ochoa Avalos, Corina (Ref) Castle, Lincoln
O'Connell, Steve (Con) Winterborne N, Dorset
O'Connor, Bernard J. (Lab) Wharfedale, Bradford
O'Connor, James F. (TUSC) Central, Watford
O'Connor, Mark S. (TUSC) Holywell, Watford
O'Connor, Mike (Lab) Chalkwell, Southend
O'Connor, Richard (Con) Vivary Bridge, Pendle
O'Day, Michael J. (Grn) Halton Lea, Halton
O'Dell, Aiden F.M. (Lab) Mark Hall, Harlow
O'Dell, Peiyee (Lab) Latton Bush, Harlow
O'Dell, Simon D. (Lab) Church Langley N, Harlow
Odiachi, Joan O. (Con) Redhill E, Reigate
O'Donnell, Brendon S. (Ind) Matson, Gloucester
O'Donoghue, Martha (LD) Sharston, Manchester
O'Donovan, Bill (Lab) Cherrywood, Rushmoor
O'Dowd-Booth, Olive J. (LD) Cherrywood, Rushmoor
O'Driscoll, Taylor D.S. (Con) Horley E, Reigate
Office, David C. (Con) North Shields, N Tyneside
Offordile, Jenny (Lab) Hillmorton, Rugby
O'Flynn, Val (TUSC) Haverstoe, NE Lincs
Ogden, Chris (Grn) Deansgate, Manchester
Ogden, Lee (Con) St Helens, Barnsley
Ogunnubi, Taraji B. (Con) Banbury Ruscote, Cherwell
Ojetola, Bunmi (Con) Grays Riverside, Thurrock
Ojetola, Tunde (Con) South Chafford, Thurrock
Ojo, Rachel (Con) Canvey E, Castle Point
O'Keefe, Rebecca (Lab) Chirton, N Tyneside
O'Keeffe, James D. (Nodesc) Manor, Sefton
O'Keeffe, Joe (Lab) Keighley West, Bradford
O'Keeffe, Lynn (Lab) Stockbridge, Knowsley
Okere, Audrey M.I. (Con) Bilston N, Wolverhampton
Okpala, Chibuzo (Con) Fletton & Stanground, Peterborough
Olad, Ali G. (Ind) Moss Side, Manchester
Olajide, Olalekan E. (Con) Lansdown, Cheltenham
Oldershaw, Angela P. (Grn) Kippax, Leeds
Oldfield, Helen M. (Lab) Adderbury, Cherwell
Oldham, Deborah (Grn) Westgate, Gloucester
Oldman, Adrian (Grn) Hardwicke, Stroud
O'Leary, Louie J. (Con) Littlemoor, Dorset
O'Leary, Matt (LD) Trinity, Rochford
Oliver, Angela (LD) Barton, Gloucester
Oliver, Ciaran D. (Grn) Bearsted, Maidstone
Oliver, Dan (LD) Offerton, Stockport
Oliver, George (Lab) Rural W, W Lancs
Oliver, Liz (Lab) Arbury, N Herts
Oliver, Pat (Lab) Killingworth, N Tyneside
Oliver, Peter (Lab) Boughton Monchelsea, Maidstone
Oliver, Peter (Lab) Hayling E, Havant
Oliver, Richard (Ref) Wallsend C, N Tyneside
Oliver, Sam (LD) Petersfield, Cambridge
Oliver, Simon K. (Ind) Boldon Colliery, S Tyneside
Oliver, Tony (LD) Warden Hill, Cheltenham
Olsen, Carl A. (Con) Latchford E, Warrington
Olsen, Lyndsey J. (Con) Stockton Heath, Warrington
O'Malley, Sean M.F. (Lab) Pyrford, Woking
O'Mara, Caitlin V. (Ind) Hopwood Hall, Rochdale
O'Mara, Keeley (Ind) N. Middleton, Rochdale
Omer, Mohamed (Lab) Lawrence Hill, Bristol
Omiyi, Brian (Lab) St Anne's, Colchester
Omotayo, Sammy (Con) Bicester South, Cherwell
Onamusi, David (LD) London Colney, St Albans
Ondreasz, John G. (LD) Lower Wick, Worcester
O'Neill Duff, Mick F.J.P. (LD) Southville, Bristol
O'Neill, Angela (Ref) Manor, Trafford
O'Neill, Conor A. (TUSC) St Oswald, Sefton
O'Neill, Hannah (Lab) Bletchley W, Milton Keynes
O'Neill, Joseph J. (Ind) Swinton, Salford
O'Neill, Liz (Grn) Stretford, Trafford
O'Neill, Paul J. (Lab) N. Heywood, Rochdale
O'Neill, Sian (Lab) Milton-under-Wychwood, W Oxon
Ononaji, Augustine C. (Con) Aveley, Thurrock
O'Nyons, Josh (Con) Lyndon, Solihull
Opara, Joe (LD) Southborough, Tun Wells
Oram, Christopher M. (LD) Plympton Erle, Plymouth
Orange, Robert W. (Grn) Skircoat, Calderdale
Orchard, Jenny (Lab) Redhill W, Reigate
Ord, John R. (Con) Tynemouth, N Tyneside
O'Riordan, Nicola (Res) Dormansland, Tandridge
Orlik, Christopher L. (Lab) Knowle, Bristol
Orme, Ben L. (LD) Lansdown, Cheltenham
Ormston, Gail P. (LD) Clayton E, Chorley
Ormston, Lewis (Con) Worsley, Salford
Ormston, Mark D.M. (First) Eye, Peterborough
O'Rourke, Maggie (Lab) Benn, Rugby
O'Rourke, Paula (Grn) Clifton, Bristol
Orrell, Jon (Grn) Melcombe Regis, Dorset
Orton, David E. (LD) Blandford, Dorset
Orton, Jane (Lab) Adel, Leeds
Osborn, John (Con) Chertsey Riverside, Runnymede
Osborn, Richard P. (LD) Painswick, Stroud
Osborne, Andrew (Lab) Welwyn W, Wel-Hat
Osborne, Claire L. (Lab) Shrub End, Colchester
Osborne, David (LD) Culverden, Tun Wells
Osborne, David P. (Con) Hawkwell W, Rochford

Osborne, Kevin J.H. (Lab) Darfield, Barnsley
Osborne, Martin A. (Grn) North Shields, N Tyneside
Osborne, Sharon (LD) Witham, Lincoln
Osbourn, Matthew A. (LD) Walkergate, Newcastle
Oshaniwa, Toyin (Grn) Birchills-Leamore, Walsall
O'Shaugnessy, Rosalind S. (Lab) Whiteley, Winchester
O'Shea, John (Lab) Whitley Bay N, N Tyneside
Oshodi, Inka (Lab) Lye Valley, Oxford
Oster, Christian (Grn) Chipstead, Reigate
Osuji, Buchi (Con) Southville, Bristol
O'Sullivan, John P. (TUSC) Lower Stoke, Coventry
O'Sullivan, Liam (LD) Rother Vale, Rotherham
Otley, John (LD) Killingbeck, Leeds
O'Toole, Aidan S. (TUSC) Henley, Coventry
Ottino, Simon J.P. (Lab) Northfield Brook, Oxford
Ottolangui, Rob (Grn) St John's, Worcester
Otumunye, Jane O. (Lab) Hatfield Villages, Wel-Hat
Ounah, Bassel (Con) Miles Platting, Manchester
Ovens, Andrew (Grn) Whitworth, Rossendale
Over, Tony (LD) Odiham, Hart
Overhill, Jane C. (Lab) Thorpe Hamlet, Norwich
Owen, Alexandra C. (LD) Hardwicke, Stroud
Owen, Caroline L. (Lab) Langley, Sandwell
Owen, Christopher J. (TUSC) Tilgate, Crawley
Owen, Colin (Lab) Cheadle W, Stockport
Owen, Damian J. (Lab) Tarleton Village, W Lancs
Owen, Gaynar (Lab) Up Holland, W Lancs
Owen, Jacqueline C. (Lab) Longdendale, Tameside
Owen, Jamie T. (Ref) Worsbrough, Barnsley
Owen, Kingsley (Con) Woodside, Watford
Owen, Lucy (Con) Nunnery, Worcester
Owen, Michael (Res) Loughton Forest, Epping Forest
Owens, Adrian E. (OWL) Rural S, W Lancs
Owens, Ceri W. (Lab) Pedmore, Dudley
Owens, Jack (Grn) Ordsall, Salford
Owens, Marc (Con) Fens, Hartlepool
Owens, Michael C. (Con) Shevington, Wigan
Owens-Palmer, Kate (Ind) Westoe, S Tyneside
Oxborough, Stephen (Con) Walkergate, Newcastle
Oxbrow, Stuart M. (LD) Blackfriars, Salford
Oxley, Gill (Con) Hardwicke, Stroud
Oxley, Russell F. (Grn) Bramley, Rotherham
Oyakhire, Tony (LD) Newport Pagnell S, Milton Keynes
Ozyer-Key, Fiona (Lab) Hellaby, Rotherham

P

Pachy, Nanine (PIP) St George's, Castle Point
Packford, Hana (LD) Headington Hill, Oxford
Packwood, Conrad R-S. (LD) Priory Heath, Ipswich
Padda, Charn S. (Lab) Tipton Green, Sandwell
Padfield, Mandy (Grn) Cheadle E, Stockport
Padfield, Michael J. (Grn) Bredbury, Stockport
Padgett, Stephen (Con) Illingworth, Calderdale
Page, Catie (Lab) Ravenmeols, Sefton
Page, Hayley (Grn) Hednesford Hills, Cannock Chs
Page, Helen L. (LD) Guiseley, Leeds
Page, John W. (Con) Bernards Heath, St Albans
Page, Mary (Grn) Avonmouth, Bristol
Page, Pete (Ref) Rushall-Shelfield, Walsall
Paine, Lesley V. (LD) Rural East, Epping Forest
Painter, Joe (Grn) High Fell, Gateshead
Painton, Robert (Con) Swaythling, Southampton
Pajak, Dawn E. (LD) St Andrew's, Swindon
Pajak, Hannah (LD) Blunsdon, Swindon
Pajak, Stan (LD) Wroughton, Swindon
Pakenham, Mai (Lab) Batchwood, St Albans
Pakes, Martin E. (LD) Castle Hill, Ipswich
Palamattom, Pappu P. (Con) Galley Common, Nuneaton
Palermiti, Gian (Her) New Haw, Runnymede
Palermo, Domenico (Lab) Kingswinford S, Dudley
Pallett, Pat (Lab) Mercian, Tamworth
Palmer, Barry (CIIP) Canvey S, Castle Point
Palmer, Beverley S. (Con) Hawkhurst, Tun Wells
Palmer, Daryl (Con) Tilbury St Chad's, Thurrock
Palmer, Gillian M. (Lab) Pitsea S.E, Basildon
Palmer, Henry (Lab) St George C, Bristol
Palmer, James T. (Lab) Hindley Common, Wigan
Palmer, Richard A. (Con) Bevois, Southampton
Palmer, Tammy C. (LD) Duryard, Exeter
Palmer, Trevor M. (TUSC) Symonds Green, Stevenage
Pandher, Bhagwant S. (Con) Milby, Nuneaton
Pandher, Pav (LD) Heathlands, Woking
Pandor, Shabir (Lab) Batley West, Kirklees
Pankhurst, Sarah (Ind) Titchfield Common, Fareham
Pannell, Joe (Con) Widewater, Adur
Pannell, Kirstie V. (Con) Widewater, Adur
Pantall, Mo (Con) Cherry Hinton, Cambridge
Panthula, Krishna (Con) Bradwell, Milton Keynes
Papu, Ghulam (Ind) Paddock, Walsall
Parfitt-Reid, Lottie (Con) Coxheath, Maidstone
Pargam, Ali R.A. (Con) Pelaw, Gateshead
Parish, Steve (Lab) Chapelford, Warrington
Parish, Steven (LD) Lye, Dudley
Park, Cathy (Grn) Yateley E, Hart
Park, Jamie J. (Lab) Chopwell, Gateshead
Park, Jihyun (Con) Bury E, Bury
Park, Nicholas B.L. (Grn) Northgate, Crawley
Park, Tanya (LD) Eastleigh N, Eastleigh
Park, Tony (Grn) Catton Grove, Norwich
Park-Crowne, Mark S.C. (Grn) Park Street, St Albans
Parker, Alan C. (Con) Oxshott, Elmbridge
Parker, Chloe (Lab) Park, Sefton
Parker, Elizabeth (Con) Oxted S, Tandridge
Parker, Emma J. (Con) Puddletown, Dorset
Parker, Hugh (Grn) Ermine, N Herts
Parker, Jeremy D. (Grn) Charlemont, Sandwell
Parker, John C. (Lab) Stonehouse, Stroud
Parker, Keith (Con) Blackmore, Brentwood
Parker, Natasha (Grn) Hayling E, Havant
Parker, Neil M. (LD) Chaldon, Tandridge
Parker, Nick (TUSC) Carholme, Lincoln
Parker, Robin G. (LD) Manor, Stevenage
Parker, Roderic (LD) Horsforth, Leeds
Parker, Stanley C. (Grn) Didsbury W, Manchester
Parker, Zoe (TUSC) Whoberley, Coventry
Parker-Manuel, Sophie (LD) Banbury Grimsbury, Cherwell
Parkes, Bernard E. (Lab) Portland, Dorset
Parkes, Carralyn P. (Lab) Portland, Dorset
Parkes, John (Con) Brereton, Cannock Chs
Parkes, Mike (Con) Ferndown N, Dorset
Parkin, Marilyn M. (LD) Codicote, N Herts
Parkin, Vicky (Con) Southwick Green, Adur
Parkinson, Bill (Con) Haverstoe, NE Lincs
Parkinson, Darren J. (Grn) Wyke, Bradford
Parkinson, Mathew (Lab) Woodstock, W Oxon
Parkinson, Rob (LD) Bicester East, Cherwell
Parlour, Melissa (Lab) Skelmersdale N, W Lancs
Parnell, Taylor M. (Con) Hatch Warren, Basingstoke
Parnes, Sharone (Con) Stonesfield, W Oxon
Parr, Chris (Grn) Denton S, Tameside
Parr, Susan T. (Grn) Grove Green, Maidstone
Parris, Claire (Lab) St Nicholas, Stevenage
Parrish, John A.M. (Con) Brentwood South, Brentwood
Parry, Andrew C. (Con) West Parley, Dorset
Parry, Barbara (Con) Covingham, Swindon
Parry, Beata (Grn) Southwick, Winchester
Parry, Ben D. (Grn) Fair Oak, Eastleigh
Parry, Cai G. (Lab) Chertsey Riverside, Runnymede
Parry, Chris (TUSC) Easton, Bristol
Parry, Helen M. (Her) Lindley, Kirklees
Parry, Ian H. (LD) Horfield, Bristol
Parry, Tim (Con) Loughton Roding, Epping Forest
Parry, Vicki (Grn) St Mary's, N Tyneside
Parsons, Barry W. (Grn) Easton, Bristol
Parsons, Cliff (Ind) Normanton, Wakefield
Parsons, Colin J. (Con) Up Hatherley, Cheltenham
Parsons, Gareth J. (LD) Leatherhead S, Mole Valley
Parsons, Geoff (Ind) Lansdown, Cheltenham
Parsons, Joseph (Con) Waltham Abbey W, Epping For
Parsons, Martin D. (Con) Mersea, Colchester
Parsons, Peter (Lab) Cranborne, Dorset
Parsons, Sandra G. (Con) Up Hatherley, Cheltenham
Partington, David A.R. (LD) Kingston Park S, Newcastle
Partridge, Ian (Ind) New Town, Colchester
Pascall, Khalil (Ind) Gannow, Burnley
Pascual, Jean-Louis (Nodesc) Katesgrove, Reading
Passmore, Chris (LD) Barming Heath, Maidstone
Pastor, Jesus (LD) Sopwell, St Albans
Patel, Aadil (Lab) Billinge, Blackburn
Patel, Anna S. (LD) Warlingham E, Tandridge
Patel, Ayyub C. (Ind) Rumworth, Bolton
Patel, Dipesh J. (Lab) Southgate, Crawley
Patel, Ekta (Con) Orton Longueville, Peterborough
Patel, Hitesh (Lab) Great Sankey N, Warrington
Patel, Husky (Con) Purbrook, Havant
Patel, Jay (Con) Hutton North, Brentwood
Patel, Liyakat (Lab) Blackburn C, Blackburn
Patel, Muntazir (Ind) Shear Brow, Blackburn
Patel, Roma (Confel) Chalkwell, Southend
Patel, Sajid (Con) Barton, Gloucester
Patel, Sangita (Lab) Ashton Waterloo, Tameside
Patel, Sarah-Ann (Grn) Milton, Southend
Patel, Shafi (Con) Hulton, Bolton
Patel, Smruti (Con) Buckhurst Hill W, Epping Forest
Patel, Tiger (Ind) Little Harwood, Blackburn
Patel, Tony (Lab) Pound Hill S, Crawley
Patel, Vishal (Con) Oxhey Hall, Three Rivers
Paterson, Adam L. (Con) Queensbury, Bradford
Paterson, Janine A. (Con) Letchworth Wilbury, N Herts
Pathan, Sajid (WP) Hulton, Bolton
Patient, John (Grn) Hardwicke, Stroud
Patmore, Andy (Grn) Priory Heath, Ipswich
Patmore, Steven N. (Con) Codicote, N Herts
Patmore, Timothy D. (Con) Lye Valley, Oxford
Paton, John (Lab) Cunningham, St Albans
Patrick, Clive (Con) Denton W, Tameside
Patrick, Diana (Con) Stakes, Havant
Patrick, Loraine V. (Con) Dursley, Stroud
Patrick, Matt (Con) Dursley, Stroud
Patrick-Okoh, Bose (Con) Haydon Wick, Swindon
Pattani, Bijal (LD) Rural East, Epping Forest
Patterson, Anne (Grn) Whoberley, Coventry
Patterson, Hugh (LD) Pembury, Tun Wells
Patterson, Ian (LD) Pelaw, Gateshead
Pattison, Julie (Ref) Farnworth S, Bolton
Patton, Jackie (Ind) St Helen's, Hastings
Patton, Joel (TUSC) Plungington, Preston
Paul, Jo (Grn) Central, Worthing
Paul, Rosalind M. (Grn) London Colney, St Albans
Paul, Rupali (Con) Manor, Trafford
Paule, Michele V.A. (Lab) Rose Hill, Oxford
Paulson, Kevin S. (Grn) Bricknell, Hull
Pawlik, Maciej (Grn) Virginia Water, Runnymede
Payne, David B. (LD) Goffs Oak, Broxbourne
Payne, Jack S. (Con) Southmead, Bristol
Payne, Janice (CIIP) Canvey S, Castle Point
Payne, Jason A. (LD) Haldens, Wel-Hat
Payne, John (Grn) Whitewell, Rossendale
Payne, Michael G. (LD) Mincinglake, Exeter
Peace, Louise J. (LD) Cadwell, N Herts
Peach, John P. (Con) Eye, Peterborough
Peacock, Chariss (LD) N. Middleton, Rochdale
Peacock, Greg (Con) St Anne's, Sunderland
Peacock, Heather L. (Grn) Golcar, Kirklees
Peacock, Margaret (Lab) Bede, S Tyneside
Peacock, Michael K. (LD) Shiney Row, Sunderland
Peak, Michael (LD) Greyfriars, Preston
Pearce, John R. (LD) Knaphill, Woking
Pearcey, Jackie (LD) Gorton, Manchester

Pearcy, Martin R. (Grn) Coaley, Stroud
Pearman, Timothy (Con) Greenlands, Redditch
Pears, Lucy J. (Grn) Henbury, Bristol
Pearsall, Suzanne (Con) Barnwood, Gloucester
Pearson, Aaron J. (Lab) Wescott, Wokingham
Pearson, Alan R. (Lab) Cannock Longford, Cannock Chs
Pearson, Deborah J. (Lab) Dearne South, Barnsley
Pearson, Gillian (LD) Portland, Dorset
Pearson, John (Grn) Wingrove, Newcastle
Pearson, Judith A. (Con) Shear Brow, Blackburn
Pearson, Mark J. (Grn) Bickenhill, Solihull
Pearson, Philip (Lab) Bedhampton, Havant
Pearson, Rie (Ind) Cullercoats, N Tyneside
Pearson, Shirley A. (Lab) Western Springs, Cannock Chs
Pearson, Stephen (Lab) Primrose, S Tyneside
Peat, Zoe (Lab) Avonmouth, Bristol
Peck, Gary A. (LD) Bushbury N, Wolverhampton
Peden, David (Lab) W. Purbeck, Dorset
Pedley, Keir E. (Con) Streetly, Walsall
Peek, Martin A. (Lab) Wensum, Norwich
Peel, Amanda (BrFirst) Bablake, Coventry
Peel, Julie (Con) Up Holland, W Lancs
Peel-Yates, Jeremy (Con) Dorchester W, Dorset
Peerless, Penny (Grn) Pantiles, Tun Wells
Peet, Jean M. (Con) Pemberton, Wigan
Peeta, Ramakrishna G. (Con) Fant, Maidstone
Pemberton, Helen C. (LD) Battledown, Cheltenham
Pemberton, Ian (Con) Lymm S, Warrington
Pembeton, Carole M. (Con) Lymm N, Warrington
Pendlebury, Margaret J. (Con) Longholme, Rossendale
Pendlebury, Rachel (LD) Coldhurst, Oldham
Pendlebury, Thea (Lab) Chells, Stevenage
Pendlington, Alison S. (Con) Northgate, Crawley
Penfold, Mark (Con) Winterborne, Dorset
Peniston-Bird, Tim (Con) Lower Kingswood, Reigate
Penketh, Tom (LD) Royton S, Oldham
Penman, Donald K. (Ref) Abbey, Lincoln
Penn, Graham F. (Con) Brinsworth, Rotherham
Penney, David R.J. (Grn) Waterside, Pendle
Penniall, Nick (Ind) Orton Longueville, Peterborough
Pennington, Andrew D. (Con) Great Sankey S, Warrington
Penny-Evans, Clare (Lab) Heaton, Newcastle
Pentolfe, Juliet M. (Con) Sherborne E, Dorset
Penycate, Richard (Grn) Rotherham E, Rotherham
Percival, Callum (Con) Mossley, Tameside
Percival, Chris (Lab) Lee East, Gosport
Percival, Claire R. (Lab) Rowner, Gosport
Percival, Elaine (Lab) Addlestone S, Runnymede
Percival, George E. (LD) Shirley, Southampton
Percival, Hilary R. (Lab) Leesland, Gosport
Percival, Kate E. (Grn) Monkseaton, N Tyneside
Percival, Neil O. (Grn) Monkseaton, N Tyneside
Percy, Alex (LD) Gillingham, Dorset
Perkins, Andrew (Lab) Fleet C, Hart
Perkins, Sue (Con) Blackwater, Hart
Perriam, Chris (Grn) Ardwick, Manchester
Perricone, Luca (Con) Weetwood, Leeds
Perrin, Russell M. (Con) Sumners, Harlow
Perrott, Lee H-J. (Con) Baldock E, N Herts
Perrott, Michael J. (Grn) St Luke, Winchester
Perry, Bruce (Grn) Leavesden, Three Rivers
Perry, Eric (Con) Brockmoor, Dudley
Perry, Garry (Con) Pelsall, Walsall
Perry, Gary D. (LD) Hartcliffe, Bristol
Perry, Jo (Con) Evingar, Basingstoke
Perry, John A. (Con) Staplehurst, Maidstone
Perry, Max (Grn) Maidenbower, Crawley
Perry, Nigel (SDP) Morley S, Leeds
Perry, Robin D. (Ref) St Matthew's, Walsall
Perryman, Mark J. (LD) Woodlands, Coventry
Persaud, Emile (NEP) Chowdene, Gateshead
Pervaiz, Mussarat S. (Lab) Dewsbury West, Kirklees
Perveen, Anwaera N. (Con) Gossops Green, Crawley
Petch, Rob (WP) Dogsthorpe, Peterborough
Petch, Vic (Con) Netteswell, Harlow
Petchey, Martin R. (Lab) C. Milton Keynes, Milton Keynes
Pete, Barbara (Lab) Chapelford, Warrington
Peterken, Nick (Ind) Wibsey, Bradford
Peters, Eunice (Ind) Penketh, Warrington
Peters, Ray (Ref) Hindley Common, Wigan
Peters, Sarah (Grn) South Jesmond, Newcastle
Peters, Scott J. (Con) Sweyne Park, Rochford
Peterson, Becky (Grn) Dormansland, Tandridge
Petrie, Allan (Ref) Heathlands, Woking
Pett, James L. (Con) Wescott, Wokingham
Pettefar, Robert (TUSC) Lydiard, Swindon
Pettengell, Samuel L. (Con) St Laurence, Southend
Petter, Stephen (Grn) Blakenhall, Wolverhampton
Petterson, Mark (LD) Banbury Ruscote, Cherwell
Pettitt, Joseph D. (Lab) Lingfield, Tandridge
Pfebve, Elliot (Lab) Birchills-Leamore, Walsall
Phelps, Adam I. (Con) Church, Reading
Phelps, Paul (Yorks) Castleford C, Wakefield
Philip, John M. (Con) Theydon Bois, Epping Forest
Phillimore, Colin J.W. (Ind) Whitchurch, Basingstoke
Phillips, Alison (Lab) Fair Oak, Eastleigh
Phillips, Bradley (Lab) Sherborne St John, Basingstoke
Phillips, Bronwyn H. (Lab) Oakley, Basingstoke
Phillips, Caroline S. (Lab) Attleborough, Nuneaton
Phillips, George (Con) Ferndown S, Dorset
Phillips, John L. (Grn) Batley West, Kirklees
Phillips, Louise (LD) Letchworth Wilbury, N Herts
Phillips, Mark P. (Con) Whitehouse, Ipswich
Phillips, Owen J. (Con) Kew, Sefton
Phillips, Pauline (Ind) Hart, Hartlepool
Phillips, Richard A. (LD) Elland, Calderdale
Phillips, Steve (Lab) Battle Hill, N Tyneside
Phillips, Steve (Lab) Eastleigh S, Eastleigh
Phipps, Dennis J. (Con) Coseley, Dudley
Phipps, Martin R. (LD) Kingshurst, Solihull
Phipps, Sarah J. (LD) Olton, Solihull
Phipps, Simon D. (Con) Belle Vale, Dudley
Phipps, Thomas (Lab) Westbury-on-Trym, Bristol
Phypers, Matt (Grn) Barton, Gloucester
Phythian, Clint (Lab) Royton N, Oldham
Phythian, Kyle (Lab) Failsworth W, Oldham
Piazza, Maria (Con) Fawdon, Newcastle
Piccolo, Terry (Con) Stanford W, Thurrock
Pickard, Charles B. (Lab) Chirton, N Tyneside
Pickering, Catherine E. (Con) Weetslade, N Tyneside
Pickering, Donna (Con) Cainscross, Stroud
Pickering, Sally (Grn) Cam W, Stroud
Pickersgill, Mark (TUSC) Bandley Hill, Stevenage
Pickett, Chris (TUSC) Charles Dickens, Portsmouth
Picking, Caroline (LD) Woughton, Milton Keynes
Picknell, Joseph J. (Con) Swindon Village, Cheltenham
Pickup, Maz (Grn) Revel, Rugby
Piepenstock, Roger B. (Con) Hitchin Priory, N Herts
Pier, Jake D. (Lab) Barnwood, Gloucester
Piggott, Christopher M. (Con) New Town, Colchester
Piggott, Simon J. (Con) Southgate, Crawley
Pike, Liz (Grn) Great Parndon, Harlow
Pike, Maryanne (Lab) Stour, Dorset
Pike, Virginia (Lab) Eggbuckland, Plymouth
Pilarski, Adam R. (LD) Bickenhill, Solihull
Pilikian, Thea (Ind) Stroud Slade, Stroud
Pilkington, Lillian (Con) Weddington, Nuneaton
Pilkington, Tom (Lab) Ramsbottom, Bury
Pilling, Nick (Lab) Greenfield, Rossendale
Pilmer, Helen C. (Lab) Weybridge Riverside, Elmbridge
Pimm, Stephen W. (LD) Bilton, Rugby
Pineger, Richard J. (LD) St Mark's, Cheltenham
Pingree, Katherine (Grn) Dines Green, Worcester
Pingree, Tor (Grn) St Clement, Worcester
Pinniger, Clare (LD) Alresford, Winchester
Pinnock, Kathryn M. (LD) Cleckheaton, Kirklees
Pinwell, David A. (Con) Knowle, Solihull
Pipe, Bill (Con) Lytchett Matravers, Dorset
Piper, Glenn C. (Grn) Audenshaw, Tameside
Piper, Matt (LD) Swanage, Dorset
Piper, Rayner (Grn) Leigh Park Hermitage, Havant
Pirdzuns, Dennis (Grn) Rusholme, Manchester
Pitchley, Lyndsay (Lab) Aughton, Rotherham
Pitkethly, Mark A. (Lab) Greetland, Calderdale
Pitt, Chad L. (LD) Short Heath, Walsall
Pittman, Jade (CRA) Canvey N, Castle Point
Pittock, Adria (Grn) Bridge, Ipswich
Pitts, Adrian (LD) Paddock Wood, Tun Wells
Plaister, Debbie (Her) Gossops Green, Crawley
Plant, Ian R.A. (Ref) Langley, Sandwell
Plant, Jo (Lab) Halesowen S, Dudley
Plater, Ellie (Lab) Bedwell, Stevenage
Plater, Tom (Lab) Almond Hill, Stevenage
Platt, Alan A. (Ind) Barton, Gloucester
Platt, Debra (Con) Croston, Chorley
Platt, Russ (LD) Peartree, Wel-Hat
Plested, Miles (Grn) Charles Dickens, Portsmouth
Plested, Miles C.F. (Grn) Leesland, Gosport
Plowden, Ed (Grn) Windmill Hill, Bristol
Plowman, David J. (Grn) Alexandra, Ipswich
Plunkett, Jessica E.R. (Grn) Ashton-upon-Mersey, Trafford
Plunkett, Owen (Grn) Waterloo, Havant
Pluves, Jac (Lab) Wokingham Without, Wokingham
Poddar, Pooja (Con) Frome Vale, Bristol
Poddar, Tulsidas (Con) Frome Vale, Bristol
Pogson, Andrew (Grn) The Worthys, Winchester
Poke, James J.L. (Grn) Mickleham, Mole Valley
Pole, Liz (Lab) Mincinglake, Exeter
Polenceusz, Janus (ED) Dearne South, Barnsley
Polhill, Robert K. (Lab) Halton View, Halton
Poliszczuk, Marianna (Lab) Allington, Maidstone
Pollak, Mark (LD) Cobham, Elmbridge
Pollard, Charles (LD) North Shields, N Tyneside
Polley, Georgette (Con) Belhus, Thurrock
Pollington, Neil C. (LD) Burscough Town, W Lancs
Pollock, Anthony J. (Con) Spencer's Wood, Wokingham
Pollock, Diana (Con) Park, Cheltenham
Pollock, Hilary A. (Con) Shinfield, Wokingham
Pollock, Jonathan D.A. (Con) Winnersh, Wokingham
Polston, Ryan J. (Lab) Ockenden, Thurrock
Pomery, Nick (LD) Woldingham, Tandridge
Pomranz, Mike (Ind) Broomhill, Sheffield
Pond, Chris (Res) Loughton St John's, Epping Forest
Pond, Lesley (Ref) Eastlands, Rugby
Ponder, Alice (Grn) Nunnery, Worcester
Ponton, Penelope B. (Grn) Witney W, W Oxon
Pooley, Shayne R. (Nodesc) Gainsborough, Ipswich
Poopalasingham, Vijaiya (Lab) Great Ashby, N Herts
Popa, Simona M. (Lab) St John's, Woking
Pope, David J. (Con) Summertown, Oxford
Pope, Ian D. (Lab) West Shoebury, Southend
Pope, Kia (Grn) Swanage, Dorset
Pope, Nick (TWA) Park, Tun Wells
Poppy, Cliff (Con) Blackmore, Brentwood
Porteous, Bruce (Con) Aughton, W Lancs
Porter, Maria (Lab) Derby, Sefton
Porter, Sean (Ref) Stantonbury, Milton Keynes
Porter, Tony (Ind) Pemberton, Wigan
Portet, Benjamin S. (Ind) Drayton, Portsmouth
Poskitt, Elizabeth (LD) Woodstock, W Oxon
Pothecary, Val (Con) Gillingham, Dorset
Potholes, Phil (Ind) Boston Castle, Rotherham
Potter, Adam (Lab) Bedminster, Bristol
Potter, Gareth J. (Con) Hartcliffe, Bristol
Potter, Martin J.K. (UKIP) Dines Green, Worcester
Potter, Rebecca (LD) Ashton, Preston
Potter, Steve (Ref) Hopwood Hall, Rochdale
Potter, Tony (Ind) St George W, Bristol
Potter-Peachey, Jayjay (LD) St Paul's, Cheltenham

Potts, David W. (Con) Chowdene, Gateshead
Potts, Edmund (CommF) Cheetham, Manchester
Potts, Nicky (Lab) Hilsea, Portsmouth
Pouaty, Taimyr (Ind) Monkston, Milton Keynes
Poultney, Guy (Grn) Cotham, Bristol
Poulton, Dave (LD) Eastwood Park, Southend
Pound, Hugo G. (Lab) Sherwood, Tun Wells
Pound, Jan (Con) Hutton North, Brentwood
Pound, Sue (Lab) Park, Tun Wells
Pow, Vale (TUSC) Scartho, NE Lincs
Powell, Alex (Grn) St Clement's, Oxford
Powell, Emma (Grn) Hyde Godley, Tameside
Powell, Graham P.R. (Lab) Bletchingley, Tandridge
Powell, James R.M. (Con) Halton View, Halton
Powell, John R. (Con) Birchfield, Halton
Powell, Julie (Con) Central, Halton
Powell, Lee (Ind) Podsmead, Gloucester
Powell, Susan (TUSC) Barton, Gloucester
Powell, Zebedee J. (Grn) Dukinfield, Tameside
Power, Jessica L. (Lab) Laindon Park, Basildon
Power, Paddy (LD) Thames, Wokingham
Power, Rowan P. (LD) Eccleston, Chorley
Power, Stephen L. (LD) Stretford, Trafford
Powers, Stephen (Lab) Arthur's Hill, Newcastle
Prady, James (Lab) Worsley, Salford
Pragnell, David A. (LD) Chandler's Ford, Eastleigh
Pragnell, Peter W. (Con) St Helen's, Hastings
Prashad, Garry (LD) Town, Calderdale
Pratley, John (LD) Waterloo, Havant
Pratt, Andy (Con) City Centre, Preston
Pratt, Lynn M. (Con) Bicester North, Cherwell
Preece, John P.T.L. (Lab) Norton Canes, Cannock Chs
Prendergast, Mike (Con) Dukes, Sefton
Prendergast, Sean (LD) Letchworth S.W, N Herts
Prenter, Nigel A. (Lab) Rodborough, Stroud
Prentice, Neil L. (TUSC) Efford, Plymouth
Prescott, Brodie A. (Grn) Leigh S, Wigan
Prescott, Cordelia (Grn) Ryburn, Calderdale
Prescott, Mark (Ind) Hindley Common, Wigan
Prescott, Martin L. (Con) Ermine, N Herts
Pressel, Susanna (Lab) Osney, Oxford
Prest, Jenny (Ind) Stanley, Wakefield
Preston, April (LD) Withington, Manchester
Preston, David T.P. (Ref) Ingol, Preston
Preston, Lucinda E. (Lab) Carholme, Lincoln
Preston, Scott (LD) Drypool, Hull
Preston-Hall, Sophie A. (Ref) Mersea, Colchester
Prestwood, Fred (Lab) Hednesford Grn Hth, Cannock Chs
Prestwood, Jacquie (Lab) Chadsmoor, Cannock Chs
Pretty, Derek R. (LD) Hedge End N, Eastleigh
Prew, Keith (Con) Warlingham W, Tandridge
Price, Alistair W. (LD) Walton S, Elmbridge
Price, Barbara M. (Con) Bewsey, Warrington
Price, Brian H. (LD) St George C, Bristol
Price, Dave (Ref) Westhoughton S, Bolton
Price, Ian A. (Lab) Hednesford Hills, Cannock Chs
Price, John (Lab) Houghton, Sunderland
Price, Kathleen (Lab) Stockingford W, Nuneaton
Price, Martin (Grn) Cleckheaton, Kirklees
Price, Mika (Con) Coney Hall, Gloucester
Price, Richard K. (TUSC) Matson, Gloucester
Price, Stephen J. (Grn) Norton, Dudley
Price, Tim (Lab) Birchwood, Warrington
Price, William M. (TUSC) Rawmarsh W, Rotherham
Priesemann, Max (Grn) Badger Farm, Winchester
Priest, Danica (Grn) Filwood, Bristol
Priest, Kevin (Grn) Friar Park, Sandwell
Priest, Mollie J. (LD) Amblecote, Dudley
Priest, Peter J. (LD) Bromley Cross, Bolton
Priest, Richard (LD) Quarry Bank, Dudley
Priest, Ryan A. (LD) Cradley N, Dudley
Priest, Sam (Con) Heath Hayes, Cannock Chs
Priestley, Kath (Lab) Heald Green, Stockport
Priestly, David (Grn) Sherbourne, Coventry
Primmer, Alexander M. (LD) Efford, Plymouth
Pringle, Jessica (LD) Graiseley, Wolverhampton
Prior, Michael A. (Lab) Titchfield, Fareham
Pritchard, Anita M. (Lab) Minster, Lincoln
Pritchard, Clare (Lab) Peel, Hyndburn
Pritchard, Daniella (Lab) Passmores, Harlow
Pritchard, Josie (Lab) Altofts, Wakefield
Pritchard, Matt (Lab) Maidenbower, Crawley
Pritchard, Robert S. (Con) Spital, Tamworth
Prochnik, Bruce (Lab) Gade Valley, Three Rivers
Procter, Callum T. (Con) East Marsh, NE Lincs
Procter, Kevin A. (Lab) Urmston, Trafford
Procter, Marilyn (Lab) Haslington, Rossendale
Procter, Shirley (Lab) Lostock, Trafford
Proctor, Nicholas D. (LD) Illingworth, Calderdale
Prosser, Andrew P. (Grn) Witney N, W Oxon
Prosser, Steven G. (Grn) Great Horton, Bradford
Prothero, Lily H.M. (Con) St Paul's, Cheltenham
Prothero, Teresa A. (Con) College, Cheltenham
Prothero, William B.F. (Con) Leckhampton, Cheltenham
Prowse, Antony (Lab) Rodwell, Dorset
Pryke, Gerald (LD) Gipping, Ipswich
Prystupa, Patricia (TUSC) Shiregreen, Sheffield
Psallidas, Stephen A. (LD) Walker, Newcastle
Puffette, Alexander (Con) Southborough, Tun Wells
Pugsley, Josie (LD) Heckmondwike, Kirklees
Pugsley, Ronda (Con) Roydon, Epping Forest
Pullen, Terry (Lab) Moreland, Gloucester
Pullin, Jamie (Ref) Coton, Rugby
Pullinger, Nick (Lab) Marshalswick E, St Albans
Pulteney, Ann M. (Con) Southmead, Bristol
Punchard, Fiona (LD) Ouseburn, Newcastle
Purbrick, Sebastian (Lab) Heathlands, Woking
PurChs, David R. (Ind) Westgate, Gloucester
Purdy, Jonathan R. (Con) Ifield, Crawley
Purple, Swin (Lab) Burscough Bridge, W Lancs
Purse, Fahreday J. (Con) Mark Hall, Harlow
Purse, John M. (Con) Mark Hall, Harlow
Purse, Nicky (Con) Church Langley S, Harlow
Pursehouse, Jeremy (Ind) Warlingham E, Tandridge
Purssell, Matt (LD) Chelmsley Wood, Solihull
Purves, Philip (LD) Stroud Trinity, Stroud
Purvis, Alex (LD) Walkley, Sheffield
Purvis, Bill (Lab) Chapel, Newcastle
Puttick, Robin (Lab) Charlbury, W Oxon
Pye, Robert E. (Grn) Tattenham Corner, Reigate
Pyefinch, Stuart J. (Con) Saddleworth N, Oldham
Pyke, Ian J. (Grn) Western Springs, Cannock Chs

Q

Qadeer, Junior (Con) Central, Redditch
Qadus, Abdul (LD) Brierley Hill, Dudley
Qahwaji, Majd (LD) Chapel Allerton, Leeds
Qaisar, Awais (Grn) Great Bridge, Sandwell
Qari, Zia (Grn) St Thomas's, Dudley
Qayyum, Adeela (Lab) St Thomas's, Dudley
Qayyum, Asima (Lab) Barton, Oxford
Qazi, Shahid (Nodesc) Rusholme, Manchester
Qazi, Zeeshan (Con) Holbrook, Coventry
Quarrie-Jones, Alexander R. (Lab) Norton, Dudley
Quartermaine, Sean D.B. (CRA) Canvey C, Castle Pt
Quartley, Kevin M. (Con) Bishopsworth, Bristol
Quate, Mary (TUSC) Central, Swindon
Quayle, Byron R. (Con) Blandford, Dorset
Quekett, Sarah L. (Grn) Pittville, Cheltenham
Quigg, Lewis (Con) Royton N, Oldham
Quinn, Alan (Lab) Sedgley, Bury
Quinn, Bernadette (TUSC) Chilvers Coton, Nuneaton
Quinn, Maureen (Con) Portland, Dorset
Qurashi, Md Yahhia (Con) Shaw, Oldham

R

Rabin Wayne D.J. (Con) Newbold, Rugby
Rablen, Antony F. (Grn) Brinnington, Stockport
Rabley, Mike (Grn) Manor Park, Newcastle
Race, Robert (Con) Rawmarsh W, Rotherham
Race, Thomas B. (LD) Gipton, Leeds
Rackham, Julie S. (Grn) Hitchin Highbury, N Herts
Rackham, Sheree (Res) Loughton Roding, Epping For
Radic, Fiona (Ind) Park, Peterborough
Radice, Alexander T. (Grn) Wibsey, Bradford
Radice, Daniella E. (Grn) Westbury-on-Trym, Bristol
Radley, Anne M.C. (LD) Elmbridge, Gloucester
Radley, James (CCH) Crookham, Hart
Radley, Kathryn (Grn) Buckhurst Hill W, Epping For
Rae, Adam (Lab) Alexandra, Ipswich
Rae, Adele (Lab) Bramley, Leeds
Rafiq, Alex (Con) Paston, Peterborough
Rafiq, Ikram (LD) Daneshouse, Burnley
Rafique, Mohammed (Lab) Chapel Allerton, Leeds
Rahimov, Miriam (Lab) Besses, Bury
Rahman, Joglur (Con) Grays Thurrock, Thurrock
Rahman, Luthfur (Lab) Longsight, Manchester
Rahman, Mujibur (Con) Saddleworth W, Oldham
Rahman, Muzafar (Con) Darnall, Sheffield
Rahman, Syed A. (WP) Burnage, Manchester
Railton, Anna D. (Lab) Hinksey Park, Oxford
Rainbow, Paul (LD) Dickinsons, Three Rivers
Rainey, Hugo (LD) Ermine, N Herts
Raisbeck, Andrew (LD) Banbury Cross, Cherwell
Raj, Renu (LD) Charles Dickens, Portsmouth
Raja, Asif (Ind) Lanehead, Burnley
Raja, Mohammed A. (Ind) Longsight, Manchester
Raja, Saleena (LD) Shenley Brook End, Milton Keynes
Rajani, Seema J. (LD) Wormley, Broxbourne
Rajput, Owais (Con) Wibsey, Bradford
Rakhimova, Svetlana (Con) Washington N, Sunderland
Ralph, Ed (LD) Warlingham W, Tandridge
Ralph, Patrick (Grn) Edgeley, Stockport
Ralph, Shane (Con) Corringham, Thurrock
Ralston, Serena (Grn) Clifton Down, Bristol
Ram, Surrinder K. (Con) Park, Wolverhampton
Ramachandran, Chitra (Grn) Heald Green, Stockport
Ramarathnan, Prasanna (Con) Hartcliffe, Bristol
Ramcharan, Sandra (IOA) Quarry, Oxford
Ramsay, Dominic P. (Con) Maidenbower, Crawley
Ramsay, Jackie (Lab) Dewsbury South, Kirklees
Ramsay, Jo (LD) Thames, Reading
Ramsbottom, Marc S. (LD) Hale Barns, Trafford
Ramsdale, Sheila R. (Lab) Wigan W, Wigan
Ramsey, Fred (Ind) Barnwood, Gloucester
Ramsey, Jane C. (Ind) Barnwood, Gloucester
Ramsey, Ryan T. (Lab) Horley E, Reigate
Ramzan, Mohammed (Ind) Boston Castle, Rotherham
Rana, Faisal (Lab) Spotland, Rochdale
Rana, Ghazala (Lab) Alexandra, Oldham
Rance, Jackie (Con) Shinfield, Wokingham
Randall, David G. (LD) Wardley, Gateshead
Randall, JohN E. (Lab) Coxheath, Maidstone
Randall, Stella M. (Lab) Ringlestone, Maidstone
Randell, Tom (Ref) Bassett, Southampton
Randell, Val (Lab) Kingswood, Stroud
Randhawa, Pam (Lab) Greets Green, Sandwell
Ranford, Vicky (Con) Quedgeley Severn Vale, Gloucester
Ranga, Madhu (Con) Maiden Erlegh, Wokingham
Rankin, Laurence G. (Grn) Ainsdale, Sefton
Rankine, Colin N. (Yeshua) Friar Park, Sandwell
Ransley, Jane M. (Grn) Cadishead, Salford
Raoof, Nasar (LD) Nether Edge, Sheffield
Raouf, Maroof (Grn) Nether Edge, Sheffield
Raper, Kairen (Lab) Tilbury St Chad's, Thurrock
Raperport, Jennie (Con) Meriden, Watford
Rappoport, Quentin (LD) Goudhurst, Tun Wells
Raptis, Yvonne N. (LD) Sherwood, Tun Wells

Rashid, Abdul (Lab) Thurcroft, Rotherham
Rashid, Haroon (Lab) Rotherham E, Rotherham
Rashid, Mohammad (LD) Eastville, Bristol
Rason, Grainne M. (Grn) Emsworth, Havant
Rasool, Ur (Con) Eccleshill, Bradford
Ratcliffe, Alex D. (Lab) Galley Common, Nuneaton
Ratcliffe, Glenys (Con) Kearsley, Bolton
Ratcliffe, Margaret A. (LD) Beechwood, Halton
Ratcliffe, Sharon (Lab) Tong, Bradford
Raven, Kevin P. (Lab) Shirley W, Solihull
Rawcliffe, Ethan J. (Lab) Rishton, Hyndburn
Rawlings, Gareth (Lab) Loughton Fairmead, Epping Forest
Rawlins, Tracey (Lab) Baguley, Manchester
Rawlinson, Martyn A. (Lab) Fishwick, Preston
Rawlinson, Matthew (Lab) Northwood, Knowsley
Ray, Stewart T. (Con) Monkseaton, N Tyneside
Rayment, Alex (Lab) Garforth, Leeds
Rayment, Jacqui (Lab) Bevois, Southampton
Rayment, Michael (Grn) Abbots Langley, Three Rivs
Rayment, Stewart G. (LD) Conquest, Hastings
Rayner, Phyllis (LD) Cotham, Bristol
Raynor, Kate H. (Grn) Penistone East, Barnsley
Razak, Nasser (Ind) Keighley East, Bradford
Razaq, Raz (Lab) Preston, N Tyneside
Razon, Mohammed (Con) Chadderton C, Oldham
Razzaq, Abdul (Ind) Halesowen N, Dudley
Razzaq, Kamran (Con) Amblecote, Dudley
Razzaq, Shamraz (LD) Hook, Hart
Rea, Lucia (Ind) Failsworth E, Oldham
Read, Chris (Lab) Swinton Rockingham, Rotherham
Read, Julie E. (LD) Wickersley N, Rotherham
Read, Linda (LD) Swinton Rockingham, Rotherham
Read, Mike (Con) Denmead, Winchester
Read, Tim (Her) St John's, Woking
Rear, Jayne L. (Con) Burscough Bridge, W Lancs
Reay, Jennifer (Lab) Pelaw, Gateshead
Redding, Mark (Grn) Wednesbury N, Sandwell
Reddy Ramidi, Pratibha (Con) Upper Stoke, Coventry
Redfern, Andy (Grn) Lobley Hill, Gateshead
Redman, David R.O. (Con) Dickinsons, Three Rivers
Redman, Martin (LD) Bletchingley, Tandridge
Redmore, Matt (Lab) Central, Bristol
Redsell, Joy (Con) Little Thurrock, Thurrock
Redsull, Amy (Lab) Leigh Park Hermitage, Havant
Reece, Richard P. (LD) Almond Hill, Stevenage
Reed, Alexander C. (Lab) Locks Heath, Fareham
Reed, Christine M. (Con) Shiney Row, Sunderland
Reed, Ciaran (Con) Chorleywood N, Three Rivers
Reed, Claire E. (LD) Beacon, Dorset
Reed, Duncan (Grn) Whittlefield, Burnley
Reed, Liz (Grn) Banbury Calthorpe, Cherwell
Reed, Lyall J. (Con) St Michael's, Sunderland
Reed, Mark P. (Con) Hutton South, Brentwood
Reeder, Kath (Lab) Rotherham E, Rotherham
Rees, Edward D. (Con) Hayling W, Havant
Rees, Ella H. (Lab) Charlton Kings, Cheltenham
Reeve, Scott (Con) Rural West, Hartlepool
Regan, Gary (Ind) Davyhulme, Trafford
Regan, Paul (Ind) Flixton, Trafford
Regha, Jeffrey (Con) Old Warley, Sandwell
Regisford, Dianne C. (Grn) Holywell, Oxford
Rehman, Hafeas (Lab) Beauchief, Sheffield
Rehman, Nazia T. (Lab) Abram, Wigan
Rehman, Zaid (Con) Earlsdon, Coventry
Reid, Andew W.M. (Con) Chickerell, Dorset
Reid, Benjamin P.T. (Con) Tovil, Maidstone
Reid, Caroline (Lab) St James's, Dudley
Reid, James H.T. (Con) Loose, Maidstone
Reid, Julie (Lab) Gorton, Manchester
Reid, June A. (Con) Verulam, St Albans
Reid, Pat (Lab) Pitsea N.W, Basildon
Reid, Peter (Grn) Chesil Bank, Dorset
Reilly, Andrew J. (Grn) Penenden Heath, Maidstone
Reilly, Charlotte A. (Lab) Hadleigh St James, Castle Pt
Reilly, Jackie (Lab) St George's, Castle Point
Reilly, Paul E. (TUSC) Camp Hill, Nuneaton
Relph, Nick (Lab) Eynsham, W Oxon
Remfry, Penny (Grn) New York, N Tyneside
Rench, Heathee C. (Con) Sopwell, St Albans
Rendall, Angus (Lab) Oatlands, Elmbridge
Rendell, Jeremy (Grn) Soho, Sandwell
Renhard, Thomas M. (Lab) Horfield, Bristol
Renner, Michael J. (Grn) Howdon, N Tyneside
Rennie, Alex (Con) Leigh C, Havant
Renshaw, John (LD) St Peter's Parish, Worcester
Reyner, Durk (Con) Sherrards, Wel-Hat
Reynolds, Andrew (Con) Wotton-under-Edge, Stroud
Reynolds, Bryan W. (Con) Southwick, Sunderland
Reynolds, David (TUSC) St Thomas's, Dudley
Reynolds, Dulcie C. (Grn) Hollington, Hastings
Reynolds, George A. (Con) Cropredy, Cherwell
Reynolds, Graham D. (Con) Croft Baker, NE Lincs
Reynolds, Gregory (Con) Bramley, Rotherham
Reynolds, Jill A. (First) Westhoughton N, Bolton
Reynolds, Lee C. (Con) Bixley, Ipswich
Reza-Khan, Fesi (Grn) Cheetham, Manchester
Reza-Khan, Fesl (Grn) Saddleworth S, Oldham
Rhatigan, Ken (Ind) Tadley North, Basingstoke
Rhodes, Deborah (Ref) Timperley C, Trafford
Rhodes, Elizabeth (Lab) Wakefield N, Wakefield
Rhodes, Steve (Grn) Offington, Worthing
Rhodes, Vicky (Ref) Leigh Park Hermitage, Havant
Rhys Jones, Rod (LD) Bisley, Stroud
Riach, Ines L. (LD) Royds, Bradford
Riaz, Fatima (Con) Batley West, Kirklees
Riaz, Jabba (Lab) Fort Royal, Worcester
Riaz, Mihammed (Con) Netherton, Hyndburn
Ribeiro, Francisco (Con) East Chesterton, Cambridge
Ricci, Vincent (Lab) Denton N.E, Tameside
Richards, Anne I. (Con) Little Parndon, Harlow
Richards, Barry K. (Lab) Kidlington W, Cherwell
Richards, Debbie (Con) Rushmere, Ipswich
Richards, Gideon B. (Grn) Dewsbury East, Kirklees
Richards, Heather A. (LD) Barkham, Wokingham
Richards, Martin H. (LD) Headcorn, Maidstone
Richards, Steph (Lab) Fratton, Portsmouth
Richards, Sue (TUSC) Cainscross, Stroud
Richardson, Carrie D. (Grn) Horsley Hill, S Tyneside
Richardson, Janice (Ref) Howdon, N Tyneside
Richardson, Julie S. (Con) Hayling W, Havant
Richardson, Liberty (Ind) St James', Tun Wells
Richardson, Monica P. (LD) Ongar, Epping Forest
Richardson, Rhiannon L.C. (LD) Welwyn W, Wel-Hat
Richardson, Tina (Grn) Church Langley S, Harlow
Richardson, Tony (Ind) Fens, Hartlepool
Richardson-Todd, Roru (Grn) Holywells, Ipswich
Richer, Caroline A. (Grn) Coxheath, Maidstone
Richman, Carl C. (SDP) Roundhay, Leeds
Richman, Michael (Con) Cadishead, Salford
Richmond, Stephen (LD) Earlsdon, Coventry
Ricketts, Bart (LD) Leopard Hill, Worcester
Ricketts, Leslie C. (Lab) Wallington, Fareham
Ricketts, Stevyn C. (Con) Lee West, Gosport
Rickford, Andy (Grn) Bowling, Bradford
Rickleton, Jamie (LD) Saltwell, Gateshead
Ridding, Jan (Con) Loughton Forest, Epping Forest
Riddle, Owen (Lab) Fens, Hartlepool
Rideout, Lesley A. (LD) Mark Hall, Harlow
Rider, Dominic (LD) Spencer's Wood, Wokingham
Rider, Neil (Lab) Woodlands, Coventry
Rider, Shelley (Lab) Nailsworth, Stroud
Ridgway, David (LD) Ashbrow, Kirklees
Riding, Reese (Grn) Burscough Bridge, W Lancs
Ridley, Billy (Lab) Wheatley, Rochford
Ridley, Gary C. (Con) Woodlands, Coventry
Ridley, Hollie E.L. (Lab) Hockley & Ashingdon, Rochford
Ridley, Lorraine (Lab) Foulness, Rochford
Ridney, Sue (Lab) Coseley, Dudley
Ridout, Belinda B.L. (Con) Gillingham, Dorset
Ridpath, Nigel S. (LD) Chadlington, W Oxon
Ridyard, Mark (LD) Byker, Newcastle
Riepma, Rosemary C. (Grn) Tovil, Maidstone
Rigby, Benjamin (LD) Hutton East, Brentwood
Rigby, Charles (Lab) Leigh S, Wigan
Rigby, Eileen W. (Lab) Pemberton, Wigan
Rigby, Jenny (Con) Britannia, Rossendale
Rigby, Victoria E. (First) Horwich N, Bolton
Rigden, Kelly A. (Grn) Marden, Maidstone
Rigg, Jennie D. (LD) Brighouse, Calderdale
Riggott, Aidy (Con) Buckshaw, Chorley
Riley, Eileen M. (Grn) Peverel, Adur
Riley, Elizabeth K. (Grn) Denmead, Winchester
Riley, Jarred A.A. (Con) Wingrove, Newcastle
Riley, Joe (Con) Harington, Sefton
Riley, John G. (Grn) Cleadon Park, S Tyneside
Riley, Kyle D. (Grn) Harpenden W, St Albans
Riley, Peter L. (Grn) Churchill, Adur
Riley, Richard D. (SDP) Bramley, Leeds
Rimell, Adele (Con) Cathedral, Worcester
Rimell, Chris (Con) Cathedral, Worcester
Rimmer, Craig R. (Con) Pitsea S.E, Basildon
Ringler, Sandra (LD) Dogsthorpe, Peterborough
Riordan, Paddy (Con) Staplehurst, Maidstone
Rippington, Timothy C. (Lab) Brislington E, Bristol
Risk, Toby (Grn) Reigate, Reigate
Ritson, Olivia E. (Grn) Warley, Brentwood
Rizvi, Imran R. (Lab) Holyrood, Bury
Rizvi, Kaz (Con) Chigwell, Epping Forest
Roach, Graham (Lab) Waterside, Pendle
Robbins, Valerie J. (Ind) Langdon Hills, Basildon
Robert, Charles J. (Grn) Emsworth, Havant
Roberts, Dale (LD) St John's, Woking
Roberts, David C. (Lab) Coseley, Dudley
Roberts, Emma E. (Lab) Loughton St John's, Epping Forest
Roberts, Gabriel C.B. (Grn) Bernards Heath, St Albans
Roberts, Gary (Ind) Church Langley S, Harlow
Roberts, Hannah J. (Lab) Saddleworth N, Oldham
Roberts, Ian (Con) Epping E, Epping Forest
Roberts, Ian A. (Con) Ashbrow, Kirklees
Roberts, Jimmy (Ref) Stubbington, Fareham
Roberts, John (Lab) Penistone East, Barnsley
Roberts, Liam S. (Con) Gipton, Leeds
Roberts, Mark (Con) Chesil Bank, Dorset
Roberts, Mark A. (LD) Bredbury Green, Stockport
Roberts, Martin P. (Lab) Ackworth, Wakefield
Roberts, Matthew (LD) Hartcliffe, Bristol
Roberts, Mike (Lab) Aldershot Park, Rushmoor
Roberts, Paul (Con) Pembury, Tun Wells
Roberts, Peter R.A.G. (Res) Valley, Tandridge
Roberts, Raymond E. (Con) Bankfield, Halton
Roberts, Tony (Ind) Fellgate, S Tyneside
Robertshaw, James (Con) Witney E, W Oxon
Robertson, Andrew (Grn) Copt Hill, Sunderland
Robertson, Brent A. (Con) Kingshurst, Solihull
Robertson, Cynthia E. (LD) Palace Wood, Maidstone
Robertson, Ian C. (Lab) Blakenall, Walsall
Robertson, Roger (Home) Hartley Wintney, Hart
Robertson, Stephanie (LD) Norden, Rochdale
Robichand, Begnat (Ind) Paddock Wood, Tun Wells
Robinson, Ashleigh V. (LD) Lindley, Kirklees
Robinson, Bruce D. (Grn) Plymstock Radford, Plymouth
Robinson, Corey (Yorks) Adel, Leeds
Robinson, Gary (Con) Standish, Wigan
Robinson, George (Con) St Mary's, Oxford
Robinson, George (Grn) Aughton, Rotherham
Robinson, George A. (Con) Hipperholme, Calderdale
Robinson, Gwen (Con) Waterloo, Havant
Robinson, Jamie (LD) Castle, Newcastle
Robinson, John G. (LD) Avenue, Hull
Robinson, Julie L. (Con) Ferndown S, Dorset
Robinson, Karen L. (LD) Dene, Newcastle
Robinson, Kate (Grn) Derby, Sefton

Robinson, Kate J. (Grn) Marston, Oxford
Robinson, Leo A. (UKIP) Craven, Bradford
Robinson, Luke N. (Grn) Droylsden W, Tameside
Robinson, Mike (LD) Tattenham Corner, Reigate
Robinson, Nick (Con) Bramley, Basingstoke
Robinson, Sandra E. (Ind) Astley, Wigan
Robinson, Scott A. (Grn) Piccadilly, Manchester
Robinson, Simon H. (Con) Emmer Green, Reading
Robinson, Steve (Lab) Nailsworth, Stroud
Robinson, Steve (LD) Lytchett Matravers, Dorset
Robinson, Steven P. (Con) St Mary's, N Tyneside
Robinson, Tony (Lab) Chipstead, Reigate
Robinson-Hodge, Charlie (Ref) Compton, Plymouth
Robinthwaite, John (Grn) Hardwicke, Stroud
Robson, Denise M. (Lab) Saltwell, Gateshead
Robson, Martin (Grn) New Haw, Runnymede
Robson, Peter (TUSC) Chirton, N Tyneside
Robson, Toby (LD) Eastcott, Swindon
Roche, David J. (Lab) Brinsworth, Rotherham
Roche, John F. (Grn) Holmwoods, Mole Valley
Roche, Michael (Lab) Victoria, Sefton
Rock, Rachel L. (Grn) Hednesford Pye Grn, Cannock Chs
Rodd, Jon (Lab) Westham, Dorset
Roddy, Lisa (Ind) Chadderton C, Oldham
Roden, Iain (Lab) Chorleywood S, Three Rivers
Roderick, Hugh W. (Lab) Hyde Newton, Tameside
Rodgers, Charles A. (Grn) Hartsholme, Lincoln
Rodgers, David A. (Lab) Hill Head, Fareham
Rodgers, Kim L. (Con) Keppel, Rotherham
Rodwell, Rachel E. (Grn) Allington, Maidstone
Roe, Aiden (LD) Cherry Hinton, Cambridge
Roebuck, Jessica C. (Grn) Wombwell, Barnsley
Roebuck, Martin (LD) Hateley Heath, Sandwell
Roebuck, Natalie (Grn) Eastleigh S, Eastleigh
Roell, Sophie S. (LD) Witney E, W Oxon
Rogan, Matt (Grn) Beeston, Leeds
Rogan, Trevor (Ref) De Bruce, Hartlepool
Rogers, Charlie A.J. (Con) Park, Lincoln
Rogers, Chris (LD) Chorlton Park, Manchester
Rogers, David O. (Con) Deddington, Cherwell
Rogers, Karen (TUSC) Banister, Southampton
Rogers, Matt (Con) Wordsley N, Dudley
Rogers, Paul (LD) Barton, Oxford
Rogers, Rita (Lab) Winyates, Redditch
Rogers, Robin T. (LD) Northbrook, Worthing
Rogers, Shadi (Lab) Sherwood, Tun Wells
Rogerson, Catherine T. (LD) Central, Barnsley
Rohim, Mohammed (Ind) West Bromwich C, Sandwell
Rolf, Alison (Con) Bickenhill, Solihull
Rolfe, Adam (Con) Bletchley W, Milton Keynes
Rolison, Ed (Grn) Witney S, W Oxon
Rolli, Marie (Lab) Whitewell, Rossendale
Rolstone, Gemma L. (Lab) Topsham, Exeter
Romero O'Brien, Andrea (Grn) Quays, Salford
Ronchetti, Stephen C. (Lab) Blaydon, Gateshead
Rook, Jude (Grn) St John's, Ipswich
Rooke, Ian J. (Lab) Hockley, Rochford
Rooke, Wendy J. (Grn) Emmer Green, Reading
Room, Lea (Grn) Batchley, Redditch
Rooney, Aeden F. (Lab) Goffs Oak, Broxbourne
Rooney, Maddie (TUSC) City, Sheffield
Rooney, Mick (Lab) Woodhouse, Sheffield
Roopchand, Ceara (Lab) Symonds Green, Stevenage
Roper, Adrian (Con) Thundersley S, Castle Point
Roper, Callum W. (Lab) Moorland, Lincoln
Roper, Chloe M. (Lab) Leatherhead N, Mole Valley
Roper, David (Ind) Whittlefield, Burnley
Roper, Paul J. (Con) Petersfield, Cambridge
Roper, Pete (Ind) Portland, Dorset
Rorke, Jacob (Grn) Greenfield, Rossendale
Rosam, Elsie (LD) Dorking N, Mole Valley
Roscoe, Diane E. (Lab) Blundellsands, Sefton
Rose, Anthony (Con) Pilkington Park, Bury
Rose, Catherine J. (Grn) Olney, Milton Keynes
Rose, Christopher J. (Con) Castle, Sunderland
Rose, Margaret E. (Lab) Fant, Maidstone
Rose, Steven (Lab) Bridport, Dorset
Rose, Susan M. (LD) Monk Bretton, Barnsley
Roser, Jon (Lab) Selden, Worthing
Ross, Alasdair D.M. (Lab) Rushmere, Ipswich
Ross, John (Grn) Hale Barns, Trafford
Ross, Lauren J. (Grn) Castle, Lincoln
Ross, Michael J. (LD) Beverley, Hull
Ross, Tom W. (Lab) Stretford, Trafford
Rossati, Loraine (Lab) Symonds Green, Stevenage
Rosser, Adrian C. (LD) Osney, Oxford
Rosser, Terri (TUSC) Upper Stoke, Coventry
Rossington, John E. (LD) Dewsbury West, Kirklees
Rossiter, Jamie L. (Con) Newport Pagnell S, Milton Keynes
Ross-Shaw, Alex (Lab) Windhill, Bradford
Ross-Skinner, Andrew (Con) Crossways, Dorset
Rothwell, Colleen A. (LD) Nailsworth, Stroud
Rothwell-Warn, Natalie (Grn) Stroud Slade, Stroud
Roughsedge, Matthew S. (Con) W. Middleton, Rochdale
Roulston, Gemma M. (LD) Redhill W, Reigate
Roulston, Zac (Grn) Greenstead, Colchester
Round, Elena (Grn) St Peter's Parish, Worcester
Round, Marina (Con) Crookes, Sheffield
Round, Martin C.T. (Con) Headcorn, Maidstone
Rouse, Mike (Con) Rainbow Hill, Worcester
Routledge, Mark F. (Lab) Sharoe Green, Preston
Rowe, Emma (Lab) Baldock W, N Herts
Rowe, Joanne A. (LD) Halton Lea, Halton
Rowe, Liberty (Con) Longsight, Manchester
Rowe, Tony (TUSC) Bedminster, Bristol
Rowland, Beth (LD) South Lake, Wokingham
Rowland, Dan (Lab) Olney, Milton Keynes
Rowlands, Anthony F. (LD) Hill End, St Albans
Rowlands, Ashley W. (Lab) Wimborne Minster, Dorset
Rowlands, Louise C. (Con) Pilgrims Hatch, Brentwood
Rowlatt, Dawn (Grn) Wallington, Fareham
Rowley, Steven M. (Con) Headingley, Leeds
Rowney, Mark (Grn) Quedgeley Severn Vale, Gloucester
Rowntree, Andrew J. (Lab) St Chad's, Sunderland
Rowsell, Karin (LD) Virginia Water, Runnymede
Roy, Aaron (Lab) Hart, Hartlepool
Roy, Deepak (Con) St Martin's, Basildon
Royds, Mike (First) Whitworth, Rossendale
Royle, Adrian (Ref) Bitterne Park, Southampton
Royle, Jon (Grn) Chorley N, Chorley
Roze, Roberts (Lab) Heath, Nuneaton
Rozier, Wayne A. (CCH) Fleet W, Hart
Ruane, Ed (Lab) Henley, Coventry
Ruben, Gavin (Con) Westbrook, Warrington
Rubwe, Bright (Con) Knowle, Bristol
Rudge, John (LD) St Nicholas, Worcester
Rudkin, Bryony (Lab) Bridge, Ipswich
Ruffle, Rod (LD) Heavitree, Exeter
Rufolo, Frankie (Ind) Exwick, Exeter
Rufus, Marc V. (Lab) Westbrook, Warrington
Rujbally, James (LD) Westway, Tandridge
Rule, Barney (LD) Ashton-upon-Mersey, Trafford
Rumble, Maggie (Grn) Manor, Adur
Rupert, Jacqueline E. (Lab) Hillside, Wokingham
Rushby, Gary (Con) Rixton, Warrington
Rushton, Hayley (Con) Chadsmoor, Cannock Chs
Rusling, Mark S. (Lab) Shiregreen, Sheffield
Russell, Alisa (LD) Launton, Cherwell
Russell, Barbara (Grn) Matson, Gloucester
Russell, Caroline (Lab) Ingatestone, Brentwood
Russell, Claudine J. (Con) Marden, Maidstone
Russell, Daniel M. (Grn) Wrenthorpe, Wakefield
Russell, Donella J. (Lab) Belle Vale, Dudley
Russell, Eileen B. (Lab) St Matthew's, Walsall
Russell, Ethan T. (Con) Brentwood West, Brentwood
Russell, Izzy (Grn) Ashley, Bristol
Russell, James E. (Grn) Avenue, Hull
Russell, Mark (Con) Livesey, Blackburn
Russell, Matt (Lab) Tadley North, Basingstoke
Russell, Peter S. (LD) Bingley, Bradford
Russell, Stephen J. (Lab) East Park, Wolverhampton
Russell, Steve (Con) St Paul, Winchester
Russell, Tristan F. (Con) Marden, Maidstone
Russell, Will (Con) Brizes, Brentwood
Russell, Zee (Lab) Ettingshall N, Wolverhampton
Russon, Emily (Lab) Orford, Warrington
Russon, Thomas G. (Con) Halesowen S, Dudley
Russow, Ralf (Grn) Blaydon, Gateshead
Rustem, Lawrence (BritDem) Shepway, Maidstone
Rustidge, Ken (Lab) Failsworth E, Oldham
Rusu, Angela S, (Ind) Upper Stoke, Coventry
Ruth, Sara N. (Grn) New Town, Colchester
Rutherford, Richard (Con) Earby, Pendle
Rutland, Justine V. (LD) Culverden, Tun Wells
Rutland, Michael A. (Grn) Whiston, Knowsley
Rutnam, Judith (Grn) Fulwood, Sheffield
Ruttun, Deeshen (LD) North, Peterborough
Ryalls, Jodie (Ind) Dalton, Rotherham
Ryan, Bernie (LD) Ardwick, Manchester
Ryan, Kevin D. (Lab) Shoeburyness, Southend
Ryan, Margaret E. (Grn) Elmdon, Solihull
Ryan, Paul (Grn) Stockbridge, Knowsley
Ryan, Richard E. (Lab) Portchester Castle, Fareham
Ryan, Teddy A.G. (Lab) Hawkwell W, Rochford
Ryder Ford, Elizabeth (Grn) Weston, N Herts
Ryder, Mark A. (Con) Hardwicke, Stroud
Rydzkowski, Stephen J. (Lab) Poulton S, Warrington
Rye, Debby (Ind) Grange Hill, Epping Forest
Rylah, Jane E. (Lab) Holme Valley S, Kirklees
Rylance, Heather (Grn) Westhoughton S, Bolton
Rylance, Sinead (CommF) Piccadilly, Manchester
Rymer, John (Con) Orchard Park, Hull
Ryness, Dena M.A. (Lab) Heatons North, Stockport

S

Sabbagh, Belal (LD) Didsbury E, Manchester
Sabharwal, Jack (Ref) Wednesbury S, Sandwell
Sabin, Anna J. (Lab) Tressell, Hastings
Sabir, Fawad (Ind) Bury E, Bury
Sach, Carole (CIIP) Canvey E, Castle Point
Sacker, Jon (LD) Hook-with-Warsash, Fareham
Saddiq, Sirferaz (Ind) Great Horton, Bradford
Sadiq, Atif (Lab) Fort Royal, Worcester
Sadiq, Ghazala (Lab) Fallowfield, Manchester
Sadla, Tony (Con) Bloxwich W, Walsall
Sadler, Karen (Grn) Wakefield Rural, Wakefield
Sadrieva, Angelica (Con) Ravenmeols, Sefton
Saeed, Safiya (Lab) Burngreave, Sheffield
Safaralinejad, Mojgan (Con) Dunston, Gateshead
Saffery, Ann E. (LD) Woodside, Watford
Sagar, Richard M.P. (Con) Briercliffe, Burnley
Sage, Amy G. (TUSC) Southmead, Bristol
Saggers, Matthew (Con) Great Parndon, Harlow
Saghir, Shakir (WP) Park, Calderdale
Sahota, Parmjit S. (Lab) Halesowen N, Dudley
Saint-Clair, Alfred (Her) Broughton, Milton Keynes
Sainty, Will (Lab) Southville, Bristol
Sajawal, Talat (Ind) Little Horton, Bradford
Sajid, Isma (Lab) Livesey, Blackburn
Sajjad, Hassan (Con) Heatons North, Stockport
Sajjad, Mohammed W. (Ind) Rusholme, Manchester
Salaja, Joy (LD) Weddington, Nuneaton
Salamat, Ali U.A. (Lab) St Mary's, Oldham
Saleem, Rizwan (Ind) City, Bradford
Saleem, Shabaan A. (Lab) Wakefield S, Wakefield
Saleem, Shaz (Ind) Kingswinford N, Dudley
Saleh, Fakhri (Lab) Boston Castle, Rotherham

Saleh, Mohammed A. (Con) Daneshouse, Burnley
Salisbury, John R. (Con) Broadwater, Worthing
Salman, Yusra (Con) Bulmershe, Wokingham
Salmen, Chris (Lab) Banstead Village, Reigate
Salmon, Chris (LD) Wokingham Without, Wokingham
Salmon, David (Con) Plymstock Dunstone, Plymouth
Salmon, Malcolm (LD) Liden, Swindon
Salmons, Yvonne (Con) Heald Green, Stockport
Salt, Richard M. (Con) Baldock W, N Herts
Salter, Lesley P. (Con) West Leigh, Southend
Salton, Lilian (Con) Darwen W, Blackburn
Samme, Geoffrey R. (LD) Shepway, Maidstone
Samme, Keith (Ref) Castle, Sunderland
Samme, Sheila (Ref) St Chad's, Sunderland
Sammon, Mike (LD) Cambridge, Sefton
Sammons, Gregory T. (LD) Rusholme, Manchester
Sammons, Sue (Ind) East Tilbury, Thurrock
Sampangi, Jeeva (LD) Grove Green, Maidstone
Sampson, Dan (Lab) Knaphill, Woking
Sams, Janetta (Ind) Harrietsham, Maidstone
Sams, Tom (Ind) Harrietsham, Maidstone
Samuel, Willie (Lab) Cullercoats, N Tyneside
Samuels, Garry J. (Lab) Hednesford Grn Hth, Cannock Chs
Sanchez, Denise (Cit) Longford, Coventry
Sanchez, Paola L.J. (TUSC) St George W, Bristol
Sandall, Ian (Con) Sedgley, Dudley
Sanders, Darren (LD) Baffins, Portsmouth
Sanders, Diane (Con) Broxbourne, Broxbourne
Sanders, Helen E.A. (Con) Headless Cross, Redditch
Sanders, Ian J. (Con) Wakefield Rural, Wakefield
Sanderson, Richard (Con) Monument, Newcastle
Sandford, Nick (LD) Paston, Peterborough
Sandhu, Harjinderpal S. (Ref) Brookmans Park, Wel-Hat
Sandhu, Sandeep S. (Con) Langdon Hills, Basildon
Sandison, Claire L. (LD) Dunsmore, Rugby
Sandison, Roy L. (Grn) New Bilton, Rugby
Sands, Sue (Lab) Bowthorpe, Norwich
Sangar, Ravi (Con) Newton, Sandwell
Sankey, Christopher N. (Grn) Bridgewater, Halton
Sankey, Darryl M. (LD) Ingatestone, Brentwood
Sankey, Julie M. (LD) Up Hatherley, Cheltenham
Sankey, Matthew (TWA) Rusthall, Tun Wells
Sansom, Jacqueline (Ref) Southway, Plymouth
Santo, Moises (Grn) Avonmouth, Bristol
Sarasan, Hari (Lab) Hillside, Wokingham
Sardinha, Marc A.A. (Grn) Brentwood West, Brentwood
Sarfraz, Shahzad (Lab) Easton, Bristol
Sargeant, James R. (Con) Longhill, Hull
Sargeant, Matthew J. (Grn) Painswick, Stroud
Sargeant, Tony (LD) Ossett, Wakefield
Sargent, Lisa J. (Ind) The Homesteads, Thurrock
Sargent, Terri L.J. (Con) Castledon, Basildon
Sarin, David (Con) Killingworth, N Tyneside
Sarnowski, Marek (LD) Central, Swindon
Sarsby, Judy (LD) Weybridge Riverside, Elmbridge
Saru, Bhim B. (Lab) Slough, Nuneaton
Sarwar, Shahbaz (WP) Longsight, Manchester
Sarwar, Suleman (Lab) St Matthew's, Preston
Sathyanath, Gayathri (LD) Park Gate, Fareham
Satyawadi, Piyush (Con) Boston Castle, Rotherham
Saul, Edward N.B. (Grn) Swindon Village, Cheltenham
Saul, Geoff (Lab) Chipping Norton, W Oxon
Saul, Zoey S. (Ind) Lemington, Newcastle
Saunders, Arnie (Con) Kersal, Salford
Saunders, Chantel (Con) Wittering, Peterborough
Saunders, Christine (Con) Richmond, Sheffield
Saunders, Jane I. (Grn) Eaton, Norwich
Saunders, Jonathan N.R. (Lab) Hutton South, Brentwood
Saunders, Mark S. (Con) Capel, Mole Valley
Saunders, Myrella (Con) Little Hulton, Salford
Saunders, Nick (Grn) Havant St Faith's, Havant
Saunders, Val (Grn) Stroud Farmhill, Stroud
Savage, John (Lab) Portswood, Southampton
Savage, Molly (Lab) Amblecote, Dudley
Savage, Russ (PIP) St Mary's, Castle Point
Savary, Ulrich S.B. (Lab) Broadheath, Trafford
Savin, Martyn D. (Grn) Wardle, Rochdale
Savopoulos, Kypros V. (LD) Flamstead End, Broxbourne
Savory, Sam (Lab) Dore, Sheffield
Savva, Lexine (Ref) Sopwell, St Albans
Savvidou, Danae (Grn) Dursley, Stroud
Sawicki, Szymon (Con) Castle, Cambridge
Sawyer, Sarah D. (LD) Longlevens, Gloucester
Saxby-Edwards, Victoria (LD) Wolston, Rugby
Saxena, Yogesh (Con) Eastleigh C, Eastleigh
Sayer, Catherine M. (Res) Oxted N, Tandridge
Sayers, Paul A. (LD) Norreys, Wokingham
Saywell, Nick (Con) Charlton Kings, Cheltenham
Scanes, Michael R. (Con) Priory Heath, Ipswich
Scantlebury, Michael G. (Grn) Ordsall, Salford
Scarborough, Martin N. (Lab) Throston, Hartlepool
Scard, Alan D. (Con) Anglesey, Gosport
Scarfe, Christopher M. (Grn) Central, Barnsley
Scargill, Olly (Con) New York, N Tyneside
Scarth, Andrew (LD) Oxhey Hall, Three Rivers
Scattergood, John P. (Grn) Belgrave, Tamworth
Scaysbrook, Emily F. (Ind) Holywell, Oxford
Schellin-Jolley, Caroline (Grn) Little Parndon, Harlow
Schlich, Louise M. (Grn) Harpenden E, St Albans
Schmidt, Alan G. (Res) Lingfield, Tandridge
Schmierer, Martin K.A. (Grn) Mancroft, Norwich
Schoemaker, Lucas (Grn) Stroud Trinity, Stroud
Schofield, Jackie (Lab) Bradshaw, Bolton
Schofield, Lynn (Ref) Norbury, Stockport
Scholes, Michael D. (LD) Chadderton S, Oldham
Schrader, Andrew P. (Con) Billericay East, Basildon
Scott, Adam (Lab) Cathedral, Worcester
Scott, Andrew T. (Lab) Goudhurst, Tun Wells
Scott, Andy (Grn) Kirkburton, Kirklees
Scott, Brian (Lab) Thames, Wokingham
Scott, Cecilia M. (Grn) Mount Hermon, Woking
Scott, Chris (Ref) Hooley, Reigate
Scott, Colin (Con) Horsell, Woking
Scott, David A. (Con) Culverden, Tun Wells
Scott, David L, (Lab) Thorpe, Southend
Scott, Fraser J.M. (Con) Waltham Abbey N, Epping Forest
Scott, James (Con) Avonmouth, Bristol
Scott, Jamie (LD) St Luke, Winchester
Scott, Lisa C. (Grn) Capel, Mole Valley
Scott, Mark A. (Con) Hitchin Bearton, N Herts
Scott, Mark R. (Lab) Reigate, Reigate
Scott, Matt (LD) Appleton, Warrington
Scott, Norma E. (Con) Knowle, Bristol
Scott, Richard A. (Ind) Golborne, Wigan
Scott, Sharon A. (Con) Westbury-on-Trym, Bristol
Scott, Stephen (Grn) Ossett, Wakefield
Scott-Morgan, John (Lab) Horsell, Woking
Scott-Norman, Anthony D. (Lab) Oxhey, Watford
Scrase, Richard J. (Grn) Temple Cowley, Oxford
Scrimshaw, Beth (Grn) Pedmore, Dudley
Scroggie, Jeffrey M. (LD) Heatons North, Stockport
Scroggie, Nel (Grn) Kersal, Salford
Scroggs, Paul (LD) Lockleaze, Bristol
Scullion, Jane (Lab) Luddendenfoot, Calderdale
Scutt, Steve (LD) Hoober, Rotherham
Seadon, Naomi R. (Grn) St Mark's, Cheltenham
Seago, Darius (Grn) Boldon Colliery, S Tyneside
Seal, Oscar R. (Lab) Drypool, Hull
Sealeaf, Leighton L.J. (Ref) Derby, Sefton
Seales, Stacy M. (Con) Latton Bush, Harlow
Seamer, Teresa S. (Ref) Marden, Maidstone
Searle, Denise (Con) Southwick, Winchester
Sears, Charlotte C.M. (First) Horwich N, Bolton
Sears, Keith (Con) Aldridge N, Walsall
Seary, Dawn M. (Con) Pudsey, Leeds
Secker, John S. (LD) Daresbury, Halton
Seddon, Janet (Lab) Culcheth, Warrington
Seddon, Peter (WP) Shevington, Wigan
Sedgemore, Francis (Grn) Royston Meridian, N Herts
Sedman, Diane (Lab) Prescot S, Knowsley
Seed, Christopher F. (Grn) Claremont, Salford
Seeger, Brian P. (Con) Howlands, Wel-Hat
Seekings, Neil F. (Con) Stanground S, Peterborough
Sefton, Colin M. (LD) Pembury, Tun Wells
Segadelli, Anthony P. (LD) Martin's Wood, Stevenage
Segebrecht, Axel H. (Grn) Bletchley E, Milton Keynes
Selby, Kevin (Con) Dorchester W, Dorset
Self, Kaz (Lab) Southmead, Bristol
Sellars, Matthew A. (LD) Bucklow-St Martin's, Trafford
Sellick, Beki (LD) Barnack, Peterborough
Senechal, Anne (LD) Hitchin Oughton, N Herts
Senior, Jane S. (Ind) Morley S, Leeds
Senior, Sandra (Ref) Ossett, Wakefield
Seppman, Karl A. (Con) Edgeley, Stockport
Sergeant, Jo (Grn) Avonmouth, Bristol
Sergeant, Kate (Grn) Pantiles, Tun Wells
Sesay, Sorie (Lab) Smithills, Bolton
Seth, Zach (Lab) Fleet W, Hart
Sevenoaks, Gerry (Ind) Ashtead Park, Mole Valley
Sewell, Angela P. (Lab) Golcar, Kirklees
Sewell, Jacqui (Grn) Marshwood Vale, Dorset
Seymour, Lauren (Grn) Emmbrook, Wokingham
Seymour, Sandra (Con) Lawrence Hill, Bristol
Shabit, Vaz (Ind) Keighley Central, Bradford
Shacklady, Gary N. (Grn) Bulmershe, Wokingham
Shaeen, Farut (Lab) Soho, Sandwell
Shafiq, Misbah (Grn) North, Peterborough
Shafiq, Omara (WP) Queens Park, Bolton
Shah Ji, Fayyaz H. (Ind) Nether Edge, Sheffield
Shah, Aaban M. (LD) Rotherham E, Rotherham
Shah, Kamran (Grn) Haslington, Rossendale
Shah, Natasha (Ind) Mill Hill, Blackburn
Shah, Nisha J. (Con) Chapelford, Warrington
Shah, Shahjahan (Con) Queens Park, Bolton
Shah, Vaishali (Lab) Handside, Wel-Hat
Shah, Zahid (Ind) Graiseley, Wolverhampton
Shaheed, Ann L. (LD) Gunthorpe, Peterborough
Shahid, Abdul (Con) Lanehead, Burnley
Shahid, Ali (WP) Wardle, Rochdale
Shahjid, Arman M. (Con) Lingfield, Tandridge
Shahzad, Khurram (Nodesc) Bastwell, Blackburn
Shajahan, Irfat A. (Ind) Chadderton C, Oldham
Shalom, Natalie (Con) Hale, Trafford
Shamim, Shabaz I. (WP) Redvales, Bury
Shana, Tkay (Con) Bradford Moor, Bradford
Shand, Tim J.C. (Lab) Braybrooke, Hastings
Shane-Chan, Christina (Con) Tarring, Worthing
Shank, Chris (LD) Freemantle, Southampton
Shannon, Moya (Grn) Severn, Stroud
Sharda, Rishi (Con) Broughton, Milton Keynes
Sharif, Naila (Lab) Dukinfield, Tameside
Sharif, Razia (LD) Epping W, Epping Forest
Sharma, Ankita (Con) Westway, Tandridge
Sharma, Prish (Con) Shirley W, Solihull
Sharma, Raj K. (Con) Wescott, Wokingham
Sharma, Rajeeve (Con) Loughton, Milton Keynes
Sharma, Vandana M. (Con) St Matthew's, Walsall
Sharp, David A. (Lab) Bulmershe, Wokingham
Sharp, Joanne M. (Lab) Forest Hall, N Tyneside
Sharp, John C. (Con) Boothferry, Hull
Sharp, Jonty (Con) Toller, Bradford
Sharp, Katherine A. (Grn) Werrington, Peterborough
Sharp, Lewis M. (Con) Chaldon, Tandridge
Sharp, Lindsay J. (Con) Hampton Vale, Peterborough
Sharp, Stephen A. (Grn) Milnrow, Rochdale
Sharp, Will (Lab) Offerton, Stockport
Sharpe, Dean J. (Lab) Langdon Hills, Basildon
Sharratt, Janice (Lab) Ince, Wigan
Sharratt, Jayne A. (Lab) Rusthall, Tun Wells
Shattock, Brett C. (TUSC) Southgate, Crawley

Shaw, Charles W. (L) Castle, Lincoln
Shaw, Danny (Con) Brierley Hill, Dudley
Shaw, Helen (Ref) Smithills, Bolton
Shaw, Jane (Lab) Cullercoats, N Tyneside
Shaw, Mary V. (Lab) Barming Heath, Maidstone
Shaw, Michael (Con) Ford, Sefton
Shaw, Michael M. (Grn) Denby Dale, Kirklees
Shaw, Phil (Con) Roche N, Rochford
Shaw, Tom (LD) W. Heywood, Rochdale
Shaw, Vanessa (Grn) Halton Castle, Halton
Shawcroft, Gavin (Ref) Sitwell, Rotherham
Shearing, Adam (Nodesc) Coney Hall, Gloucester
Shearman, John F. (Lab) Eye, Peterborough
Shears, Lanie (Lab) Mark Hall, Harlow
Sheehan, Maurice (Con) Rowhill, Rushmoor
Sheehy, Peter L. (Con) Kingsholm, Gloucester
Sheerman-Chs, Tim (Grn) Copnor, Portsmouth
Sheil, Patrick (Lab) Arbury, Cambridge
Sheldon, Andrew G. (Con) Tarpots, Castle Point
Sheldon, Seb (Con) Stockton Heath, Warrington
Shellard, Paul (Grn) Whitworth, Rossendale
Shelley, Simon J. (Lab) St Margaret, Swindon
Shepherd, Bill (LD) Blakelaw, Newcastle
Shepherd, Christopher R. (LD) Lydiard, Swindon
Shepherd, Jake D.A. (Lab) Passmores, Harlow
Shepherd, Netty (Grn) Hayling E, Havant
Shepherd, Wendy (Grn) Breightmet, Bolton
Shepherd-Dubey, Imogen (LD) Emmbrook, Wokingham
Shepherd-Dubey, Rachelle S. (LD) Winnersh, Wokingham
Sheppard, Dave (Lab) Rawmarsh E, Rotherham
Sheppard, David J. (LD) Pedmore, Dudley
Sheppard, Elaine C. (LD) Norton, Dudley
Sheppard, Jill (Lab) Slough, Nuneaton
Sheppard, Lizzy (Con) Norcot, Reading
Sheppard, Michael J. (Grn) Bletchley Park, Milton Keynes
Sheppard, Tracy E. (Lab) Chilvers Coton, Nuneaton
Sheridan, Amy (Grn) Marks Tey, Colchester
Sheridan, Lawrence (Lab) Rixton, Warrington
Sherman, Deborah C. (LD) Anglesey, Gosport
Sherring, Joanna K. (Grn) Fetcham, Mole Valley
Sherry, Deborah L. (Ind) Woldingham, Tandridge
Shervey, Luke S. (LD) Longlevens, Gloucester
Sheshabhatter, Shesh (Grn) Chelmsley Wood, Solihull
Shill, Helen F. (Con) Charlton Park, Cheltenham
Shillabeer, Edmund H (Con) Sutton, Plymouth
Shilton Godwin, Mandie (Lab) Chorlton Park, Manchester
Shilton, Paul (Ind) Saddleworth W, Oldham
Shimbart, Elaine L. (Con) Hart Plain, Havant
Shimmin, Philippa R. (LD) Ashtead Park, Mole Valley
Shiner, Deb (Res) Oxted S, Tandridge
Shipley, Gordon J.D. (Grn) Paddock, Walsall
Shirin, Audel (WP) Hyde Newton, Tameside
Shoebridge, Rupert (Grn) St Oswald, Sefton
Short, Jacob L. (Ind) Fratton, Portsmouth
Short, Mark (Con) Brookmans Park, Wel-Hat
Short, Nigel (Ind) Aughton, Rotherham
Short, Richard P. (LD) Callowland, Watford
Shortell, David (Con) West Moors, Dorset
Shread-Hewitt, Ben (Grn) Stockwood, Bristol
Shukla, Deepak (Con) Lee Chapel N, Basildon
Shulstschik, Anita (Lab) Old Harlow, Harlow
Shuter, Paul D. (Lab) Summertown, Oxford
Siantonas, Andrew (Lab) Wolvercote, Oxford
Siarkiewicz, Robert J. (Lab) Tettenhall Regis, Wolverhampton
Sibley, Les (Ind) Bicester West, Cherwell
Siddall, Geoffrey (Ref) Rixton, Warrington
Siddique, Tahir (LD) Gosforth, Newcastle
Sidhu, William (Con) Longford, Coventry
Sigamany, Indrani (Grn) Summertown, Oxford
Sikder, Saiham (SocLab) Barton, Gloucester
Sikoryn, Allen (Grn) Rothwell, Leeds
Silk, Dean (PIP) St George's, Castle Point
Silkin, Rory L.F. (Lab) Staplehurst, Maidstone
Silver, Byron (Lab) Upwey, Dorset
Silvester, Nicola (Grn) Dines Green, Worcester
Silvey, Richard E. (Con) Stroud Farmhill, Stroud
Sim, Lesley C. (Grn) Woodlands, Coventry
Simcox, Steve (Con) Wednesbury N, Sandwell
Sime, Brannen (Ind) Baffins, Portsmouth
Simkiss, Holly (LD) Kingswood, Stroud
Simmonds, Bob (Grn) Baffins, Portsmouth
Simmonds, Paul (Ind) Newtown, Exeter
Simmons, Linda E. (Grn) Liversedge, Kirklees
Simmons, Susan (Ind) Pinhoe, Exeter
Simms, Brad S. (Ind) Sedgley, Dudley
Simms, Valerie (Lab) Moreland, Gloucester
Simons, Kerry (Con) North, Redditch
Simpson, Alison M. (Lab) Budshead, Plymouth
Simpson, Graham (Grn) Heckmondwike, Kirklees
Simpson, Ian M.B. (Ref) Empress, Rushmoor
Simpson, Jack A. (Lab) Olton, Solihull
Simpson, Jamie (LD) Westwood, Coventry
Simpson, Julie (Lab) Winlaton, Gateshead
Simpson, Ken (First) Radcliffe E, Bury
Simpson, Richard J. (LD) Moor View, Plymouth
Simpson, Robert M. (TUSC) Stannington, Sheffield
Simpson, Ryan M.T. (Con) Sherbourne, Coventry
Simpson-Vince, Jill B. (Con) Dunsmore, Rugby
Sims, Benjamin F. (LD) Southcote, Reading
Sims, David (LD) Baldock W, N Herts
Sims, Fay L. (Con) Temple Cowley, Oxford
Sims, Lucy E. (Lab) St Barnabas, Winchester
Sims, Mike (Con) Penn, Three Rivers
Sims, Paul J. (Con) Northfield Brook, Oxford
Simwogerere, Ruben (TUSC) Rose Hill, Oxford
Sinclair, Connor (Con) Hetton, Sunderland
Sinclair, Helen E. (Lab) Exhall, Nuneaton
Sinden, Sue (Grn) Redhill E, Reigate
Singh, Amardeep (Lab) Hateley Heath, Sandwell
Singh, Anurag (Con) Boston Castle, Rotherham
Singh, Ballie (Ref) Cradley Heath, Sandwell
Singh, Chaz (Ind) Plymstock Radford, Plymouth
Singh, Daya P. (Lab) Emmer Green, Reading
Singh, Harbinder (Lab) Ettingshall S, Wolverhampton
Singh, Hardev (Grn) Wednesfield S, Wolverhampton
Singh, Harjinder (Lab) Gornal, Dudley
Singh, Jas (Con) Otley, Leeds
Singh, Jasbir (Con) Heath, Nuneaton
Singh, John G. (LD) Shenley, Brentwood
Singh, Lakwinder (Con) Garrison, Preston
Singh, Louisa M. (Con) Rothwell, Leeds
Singh, Magun (Grn) Little Thurrock, Thurrock
Singh, Manjit (LD) Greenhead, Kirklees
Singh, Nandini (Con) Mannington, Swindon
Singh, Palwinder (LD) Tividale, Sandwell
Singh, Paul (Con) Penn, Wolverhampton
Singh, Satpal (Con) Rowley, Sandwell
Singh, Tal (Lab) Willenhall N, Walsall
Singh, Udey (Con) Tettenhall Regis, Wolverhampton
Singharay, Erica M. (LD) Byfleet, Woking
Single, William J. (Con) Binley, Coventry
Singleton, Frankie (LD) Hazel Grove, Stockport
Singleton, Wendy (Con) Greasbrough, Rotherham
Sisterson, Cathy (Lab) Aveley, Thurrock
Skeats, Andy (Con) West Moors, Dorset
Skelton, Peter W. (Grn) Danesborough, Milton Keynes
Skelton, Vanessa (Grn) Monkston, Milton Keynes
Skinner, Anna-Belle (Grn) Botley, Eastleigh
Skinner, Ciaran (LD) Rodbourne Cheney, Swindon
Skinner, Geoff (Grn) Hedge End S, Eastleigh
Skinner, John E. (IOA) St Mary's, Oxford
Skinner, Julie D. (Lab) Staplehurst, Maidstone
Skinner, Lysanne C. (Lab) Tarring, Worthing
Skipper, Lynda K. (Grn) Witham, Lincoln
Skipworth, Gary J. (LD) Hindley Common, Wigan
Skipworth, John C. (LD) Hindley, Wigan
Skoczylas, Hillary A. (LD) Howlands, Wel-Hat
Skottowe, Anthony B. (LD) Handside, Wel-Hat
Skuse, Tony (Lab) Maiden Erlegh, Wokingham
Skwambane, Tshepo R. (Lab) Goring, Worthing
Skyrme, Adam (Grn) Pendleton, Salford
Slack, Aaron J. (Con) N. Middleton, Rochdale
Slade, Ben (Con) Brentwood North, Brentwood
Slade, Harrison E. (Con) Brentwood North, Brentwood
Slade, Melissa M. (Con) Hutton South, Brentwood
Slater, David C. (Lab) St Mary's, N Tyneside
Slater, Gareteh E. (Lab) Southey, Sheffield
Slater, Neil (Con) West Pennine, Blackburn
Slater, Rob (TUSC) Binley, Coventry
Slater, Ryan (Con) Darwen E, Blackburn
Slater, Tracy E. (Con) Lea, Preston
Slaughter, Kenneth (Con) Hareholme, Rossendale
Slaughter, Rachel M. (Lab) Penenden Heath, Maidstone
Slaughter, Ryan (Lab) Harrietsham, Maidstone
Slawson, Albie (Con) Hiltingbury, Eastleigh
Slee, Jeff (Lab) Coalclough, Burnley
Slim, Gary (Lab) Central, Redditch
Slim, John (LD) St Thomas's, Dudley
Slinger, Sharon M. (LD) Adel, Leeds
Slingsby, Allen G. (Lab) Northowram, Calderdale
Sluman, Sharon L. (Lab) Mash Barn, Adur
Smale, Sue (Ref) Budshead, Plymouth
Small, John R. (Con) Halesowen N, Dudley
Small, Kevin D. (Lab) Mannington, Swindon
Smalley, Clare (LD) Abbey, Lincoln
Smallwood, Karen (Con) Anston, Rotherham
Smart, Dan (TUSC) Hillfields, Bristol
Smart, Doreen (Con) Hemsworth, Wakefield
Smart, Joanne (Con) Castleford C, Wakefield
Smedley, Gee (Ind) Bernards Heath, St Albans
Smee, Clare (Grn) Stanway, Colchester
Smith, Aaron (TUSC) Flamstead End, Broxbourne
Smith, Alastair (Lab) Loughton Fairmead, Epping For
Smith, Alexis C.C. (Ind) Eastrop, Basingstoke
Smith, Alison (Lab) Redhill, Sunderland
Smith, Andrew (LD) Cathedral, Worcester
Smith, Andrew M. (Con) Southey, Sheffield
Smith, Andy (ind) Ashtead Lanes, Mole Valley
Smith, Anne (Con) Beauchief, Sheffield
Smith, Ashley (Lab) Quarry Bank, Dudley
Smith, Ashley R.W. (Lab) Painswick, Stroud
Smith, Audrey C. (LD) St Anne's, Sunderland
Smith, Bob (LD) Old Warley, Sandwell
Smith, Brent (Grn) Church, Reading
Smith, Brent M. (LD) Brizes, Brentwood
Smith, Brian (Ref) Longbenton, N Tyneside
Smith, Carina L. (Lab) Fareham Park, Fareham
Smith, Caroline A. (LD) Hillside, Wokingham
Smith, Chris (Lab) Town Close, Norwich
Smith, Christian D. (Lab) Arbury, Nuneaton
Smith, Colin (Lab) Astwood Bank, Redditch
Smith, Daniel L. (TUSC) Beauchief, Sheffield
Smith, Dave (Con) Redbridge, Southampton
Smith, David P. (Con) Abbey, Cambridge
Smith, Duncan (Lab) Ossett, Wakefield
Smith, Graham S. (Con) Wotton-under-Edge, Stroud
Smith, Gregory A. (Grn) Leatherhead N, Mole Valley
Smith, Helen (Ind) Tynemouth, N Tyneside
Smith, Holly R. (Grn) Bewbush, Crawley
Smith, Ian (Ind) Litherland, Sefton
Smith, Ian (LD) Prescot N, Knowsley
Smith, Jack (Grn) Barton, Salford
Smith, Jack (Ind) Eastney, Portsmouth
Smith, James R. (Con) Kirkburton, Kirklees
Smith, Jamie D. (Grn) Netherton, Dudley
Smith, Jane (Ref) Hartsholme, Lincoln
Smith, Janet (Lab) Batchwood, St Albans
Smith, Jo (Lab) Berkeley Vale, Stroud

Smith, Julie M. (Lab) Birstall, Kirklees
Smith, Kathleen A. (Grn) Whitley, Reading
Smith, Keith J. (LD) Newington, Hull
Smith, Kerry J.D.L. (Ind) Nethermayne, Basildon
Smith, Kieran P. (LD) Streetly, Walsall
Smith, Laura C. (Grn) Heatons South, Stockport
Smith, Leigh (CPA) Hitchin Highbury, N Herts
Smith, Lesley J. (Grn) Haldens, Wel-Hat
Smith, Lewis C. (Con) Pitsea N.W, Basildon
Smith, Linda K. (Lab) Blackbird Leys, Oxford
Smith, Lisa M. (Grn) Rural W, W Lancs
Smith, Lizzie (Confel) Belfairs, Southend
Smith, Lynn K. (Her) Blenheim Park, Southend
Smith, Maire T. (Grn) Cannock Park, Cannock Chs
Smith, Malcolm (Con) Dukinfield Stalybridge, Tameside
Smith, Mark (LD) Great Barr, Sandwell
Smith, Mark A. (Ref) Hatfield C, Wel-Hat
Smith, Matt (Lab) Astwood Bank, Redditch
Smith, Matt (Lab) Compton, Plymouth
Smith, Matt (Lab) Culcheth, Warrington
Smith, Matthew C. (Lab) St Nicolas, Nuneaton
Smith, Michelle (Lab) Britannia, Rossendale
Smith, Miguel (LD) Fulwell, Sunderland
Smith, Mike (Lab) Denton W, Tameside
Smith, Mike (Lab) Lowton E, Wigan
Smith, Mike (LD) Maiden Erlegh, Wokingham
Smith, Nick (Lab) Clifton Down, Bristol
Smith, Nick (Ref) Witham, Lincoln
Smith, Nicola (Grn) Eccles, Salford
Smith, Patrick D. (LD) Old Town, Barnsley
Smith, Pete (Ind) Blakenall, Walsall
Smith, Pete (Lab) Plympton St Mary, Plymouth
Smith, Peter (LD) Billericay East, Basildon
Smith, Philip G. (Lab) Stanford W, Thurrock
Smith, Quinton J. (Ind) Atherton N, Wigan
Smith, Rachel (Grn) Buckshaw, Chorley
Smith, Richard J. (Res) Burstow, Tandridge
Smith, Richard T. (Con) Bulkington, Nuneaton
Smith, Rory (TUSC) Mosborough, Sheffield
Smith, Roy A. (LD) Great Sankey S, Warrington
Smith, Roz (LD) Quarry, Oxford
Smith, Ryan W. (Con) Castle, Colchester
Smith, Scott (Con) Whitworth, Rossendale
Smith, Simon P. (Con) Trinity, Rochford
Smith, Stan (PAB) Prestbury, Cheltenham
Smith, Stephen J. (Con) Radford, Coventry
Smith, Steve (Con) Westbury-on-Trym, Bristol
Smith, Steve (Ind) Whitefield, Knowsley
Smith, Susan (Lab) W. Middleton, Rochdale
Smith, Susan E. (Lab) Lower Wick, Worcester
Smith, Teresa A. (Lab) Audenshaw, Tameside
Smith, Terrie (LD) Park Street, St Albans
Smith, Thomas J. (Lab) Penhill, Swindon
Smith, Tom (Con) Peverel, Adur
Smith, Tom (LD) Penn, Three Rivers
Smith, Tony (TUSC) Longhill, Hull
Smith, Vicki A.D. (Lab) Cradley Heath, Sandwell
Smith, Victoria (Grn) Kirkstall, Leeds
Smith, Wayne (Con) Thames, Wokingham
Smith, Yunis (Grn) Baird, Hastings
Smith-Moorhouse, Jill (Con) Luddendenfoot, Calderdale
Smithson, Brenda (Grn) Ashbrow, Kirklees
Smithson, Richard (Grn) Whitley Bay N, N Tyneside
Smith-Wright, Cheryl S. (LD) Thorpe, Runnymede
Smoth, Rachel M. (Grn) Stonehouse, Stroud
Smyth, Sean D. (Lab) Cotham, Bristol
Snaith, Owen (Con) Silksworth, Sunderland
Snape, Jen (Lab) Winyates, Redditch
Snape, Kim (Lab) Adlington, Chorley
Snape, Paul A. (Con) Cannock Longford, Cannock Chs
Snee, David P. (LD) Liversedge, Kirklees
Snelgrove, Anne C. (Lab) Painswick, Stroud
Snell, Alexander R.J. (Con) St John's, Worcester
Snell, Graham W. (LD) Manor, Stevenage
Snell, Matthew B.R. (LD) Longmeadow, Stevenage
Snowden, Caroline (Con) Helmshore, Rossendale
Snowdon, Dianne E. (Lab) Washington C, Sunderland
Snowdon, Robert (Ref) Shiney Row, Sunderland
Snuggs, Tim (Res) Tattenham Corner, Reigate
Soane, Bill (Con) Loddon, Wokingham
Soar, Rob (Grn) Hayling W, Havant
Sobczyk, Paul (Grn) Battenhall, Worcester
Soden, Saskia (Lab) Newport Pagnell S, Milton Keynes
Sofat, Samick (LD) Letchworth Grange, N Herts
Solomon, Bazil S. (Con) Old Town, Swindon
Solomon, John M. (Lab) Church Langley N, Harlow
Solomon, Raymond M. (Ind) North Manor, Bury
Solomon, Tanya G. (Con) Egham Hythe, Runnymede
Somers, David (Con) Cranbrook, Tun Wells
Sommers, Briony (Grn) Hebburn S, S Tyneside
Somper, Jane (Con) Beacon, Dorset
Son, Philip (Lab) Oxted N, Tandridge
Sonubi, Yinka (Con) Waltham Cross, Broxbourne
Sony, Paul T. (Lab) Southwick, Winchester
Soper, Seb (Lab) Plympton Erle, Plymouth
Sorin, Claudia (Lab) Dorchester W, Dorset
Sorrell, Ismena C. (Grn) Thornton, Bradford
Souper, Courtney (LD) St James', Tun Wells
Souter, Clive T. (Con) Sumners, Harlow
Southall, Rhys (LD) South Oxhey, Three Rivers
Southern, Gemma (Lab) Poplars, Warrington
Southon, Mike (Lab) Maze Hill, Hastings
Southward, Zak (Lab) Chandler's Ford, Eastleigh
Southworth, John D. (Lab) North Manor, Bury
Sow, Abdoulaye D. (Con) Battle, Reading
Sowambur, Sarah (LD) Westway, Tandridge
Sowerby, Joe (LD) Birtley, Gateshead
Sowry-House, Duncna (LD) Corfe Mullen, Dorset
Sowunmi, Bisi (Ind) Chafford, Thurrock
Spademan, John (Lab) Marks Tey, Colchester
Spanner, Claire A.B. (Grn) Oakley, Cheltenham
Sparkes, Elizabeth (Con) Offington, Worthing
Sparkes, Keith A. (Con) Newtown, Exeter
Sparrow, Alexia (Con) Buckhurst Hill E, Epping For
Speakman, Colin D. (Ref) Rumworth, Bolton
Speakman, Stephen G. (Ref) Manor, Stockport
Speed, Helen (LD) Grappenhall, Warrington
Speed, Rachel A. (LD) Hargate, Peterborough
Speed, Rob (Con) Greenhead, Kirklees
Speight, Jack (First) Westhoughton S, Bolton
Speller, Simon (Lab) Shephall, Stevenage
Spence, Caroline (LD) Radford, Coventry
Spence, David N. (Lab) Sitwell, Rotherham
Spence, John R. (Ref) Pantiles, Tun Wells
Spencer, Carol (Lab) Dalton, Rotherham
Spencer, Duncan H.C. (Lab) Glebe, Lincoln
Spencer, Jacqueline M. (LD) Plympton Chaddlewood, Plymouth
Spencer, James C. (Lab) Wormley, Broxbourne
Spencer, Jim (LD) Budshead, Plymouth
Spencer, Maxine (ED) Dearne North, Barnsley
Spencer, Robin (LD) Harestone, Tandridge
Spencer, Sue (Ref) Bloxwich E, Walsall
Spencer, Susan E. (Con) Peartree, Southampton
Spencer, Zahra L. (Lab) Cheshunt S, Broxbourne
Spencer-Jones, Stephen (Con) W. Heywood, Rochdale
Spiers, Mary (LD) Blackmore, Brentwood
Spillman, Luke (Con) Ockenden, Thurrock
Spilsbury, Jane (Lab) Matchborough, Redditch
Spilsbury, Sarah V. (LD) Hillfields, Bristol
Spindler, Catherine (LD) St Anne's, Colchester
Spindler, Josh (Lab) Hale, Trafford
Spiri, Samuel (Con) Harpenden N, St Albans
Spiteri, Samantha N. (Grn) Roche S, Rochford
Spooner, Denis C. (Con) Bearsted, Maidstone
Spooner, Paul (TUSC) Holderness, Hull
Spooner, Simon A.R. (Confel) Eastwood Park, Southend
Spottiswoode, John C.T. (Grn) Freemantle, Southampton
Spowart, Andrew J. (Lab) Cullercoats, N Tyneside
Spowart, Steven R. (LD) Pitsea S.E, Basildon
Spriddle, Julie (Grn) Radford, Coventry
Spring, Tom (Lab) Netherton, Sefton
Springate-Baginski, Oliver (Grn) Bowthorpe, Norwich
Springett, Val (Con) Bearsted, Maidstone
Sproule, Shaun (Lab) Brunshaw, Burnley
Spurgeon, Julie A. (LD) Cosham, Portsmouth
Squire, Isobel L. (LD) Nork, Reigate
Squire, Judith D. (Her) Heathlands, Woking
Squire, Richard P.F. (Her) Mount Hermon, Woking
Squires, Anthony P. (Lab) Salvington, Worthing
Squires, Joy (Lab) Claines, Worcester
Squire-Smith, Emma (LD) Royston Palace, N Herts
Srinivasan, Vishal (Con) Shinfield, Wokingham
St John, Jason (Lab) Oxhey Hall, Three Rivers
Stables, Lynda J. (Con) Hellaby, Rotherham
Stables, Paul (Con) Dalton, Rotherham
Stacey, Charlie (Con) Thrupp, Stroud
Stack, Jason J. (LD) Hale, Trafford
Staffieri, Jane (Grn) Brockhurst, Gosport
Stafford, Andy (Lab) Fulwell, Sunderland
Stafford, Daniel (Con) Quarry, Oxford
Stafford, Ethan B. (LD) Cradley N, Dudley
Stafford, Mike (Lab) St Nicholas, Worcester
Stafford, Natalie T. (Con) Rawmarsh W, Rotherham
Stafford, Roger (Grn) Chorleywood S, Three Rivers
Stafford-Townsend, Ani (Grn) Central, Bristol
Stainforth, Deborah A. (Lab) Southlands, Adur
Stallard, Heather L. (Grn) Rose Hill, Oxford
Stanaway, Robin (LD) Crawcrook, Gateshead
Stanbrook, Angela (Lab) Castledon, Basildon
Stanbury, Craig R. (Con) Hatfield S, Wel-Hat
Stancliffe, Bernadette D. (LD) Rastrick, Calderdale
Standaloft, James R. (Grn) Whickham S, Gateshead
Standen, Joseph (Con) Baffins, Portsmouth
Stanier, Carol A. (LD) Hitchwood, N Herts
Stanley, Angela (Con) Arboretum, Worcester
Stanley, David (Con) Gornal, Dudley
Stanley, Elizabeth R. (Lab) Cainscross, Stroud
Stanley, James (Con) Warndon, Worcester
Stanley, Jonathan (TUSC) Pleck, Walsall
Stanley, Mark (Grn) Calderdale, Calderdale
Stanley, Stephen M. (Lab) Chalford, Stroud
Stansby, Nic (Ind) Wrenthorpe, Wakefield
Stansfield, Jacklyn (Grn) Old Harlow, Harlow
Stanton, Joanne (LD) Blaydon, Gateshead
Stanton, John (Con) Coaley, Stroud
Stanton, Paula L. (Lab) Cannock Park, Cannock Chs
Stapleton, Jack (Grn) Eastleigh C, Eastleigh
Stares, Anne M. (IOA) Littlemore, Oxford
Starling, Trudi A. (LD) Marine, Worthing
Starr, Andrew J. (LD) Lytchett Matravers, Dorset
Starr, Philip E. (Con) Milkstone, Rochdale
Statham, Natalie (Lab) Castle, Tamworth
Statter, Sue (TUSC) Richmond, Sheffield
Stayte, Mik (LD) Severn, Stroud
Stead, Leah L. (Ref) Foggy Furze, Hartlepool
Stead, Marian E. (Ref) Monkton, S Tyneside
Stead, Rob (Con) Woolston, Southampton
Steadman, Jennifer (Grn) Bush Fair, Harlow
Steane, Zoe (Con) Dore, Sheffield
Stears-Handscomb, Martin J. (Lab) Letchworth S.W, N Herts
Steddy, Mike (Con) Westway, Tandridge
Steeds, Lesley (Con) Dormansland, Tandridge
Steege, Caitlin (Grn) Woolston, Southampton
Steel, Daniel (Lab) Plymstock Radford, Plymouth
Steele, Alan (Grn) Whitley Bay N, N Tyneside
Steele, Brian (Lab) Rawmarsh W, Rotherham
Steele, Graham (Save) Dunston Hill, Gateshead
Steele, James R. (Yorks) Avenue, Hull
Steen, Colin (LD) Wingrove, Newcastle
Steen, Judith (LD) Chapel, Newcastle

Steer, John (Con) Latton Bush, Harlow
Stein, Peter J. (Con) Dorchester Poundbury, Dorset
Steinhardt, Stephen I. (LD) Benhall, Cheltenham
Stenner, Linda I. (SDP) Blandford, Dorset
Stephan, Alex (Grn) Mincinglake, Exeter
Stephen, Alaric (Grn) Lower Wick, Worcester
Stephen, Louis (Grn) Battenhall, Worcester
Stephen, Roy (Con) Liden, Swindon
Stephens, David W. (Yorks) Moortown, Leeds
Stephens, Des (Grn) Royston Heath, N Herts
Stephens, Nick (Lab) Silhill, Solihull
Stephens-Ducros, Emma C.R. (TUSC) Horsell, Woking
Stephenson, Ken (Lab) Cleadon Park, S Tyneside
Stepien, Joe (Con) East Park, Wolverhampton
Sterling, Paul (Con) Low Fell, Gateshead
Steven, David J. (Con) Cullercoats, N Tyneside
Stevens, Christian (Con) South Park, Reigate
Stevens, Clive G. (Grn) Oatlands, Elmbridge
Stevens, David (Lab) Abbey, Reading
Stevens, Edna R. (Lab) Church Langley N, Harlow
Stevens, Ian L.C. (Ref) Harrietsham, Maidstone
Stevens, Jenny (LD) Greenstead, Colchester
Stevenson, Becca (Grn) Benn, Rugby
Stevenson, Chris (Lab) St James', Tun Wells
Stevenson, Neil (LD) Offa, N Herts
Stevenson, Neil D. (LD) Orrell, Wigan
Stevenson, Rob (Ind) Headland, Hartlepool
Stevenson, Robert D. (LD) Winstanley, Wigan
Stevenson, Thomas A. (LD) Lexden, Colchester
Stewart, Emily J. (Grn) Ashtead Lanes, Mole Valley
Stewart, Euan (LD) Brooklands, Manchester
Stewart, Rachel J. (Ind) Monk Bretton, Barnsley
Stewart, Roy I.K. (Lab) Westway, Tandridge
Stewart, Sally J. (Grn) Ashtead Park, Mole Valley
Stewart, Sarah J. (Grn) Tatsfield, Tandridge
Stickland, Grace (Ind) Plymstock Dunstone, Plymouth
Stidworthy, Jim (Grn) Royton S, Oldham
Stiff, John S. (TUSC) Heneage, NE Lincs
Stimpson, Marie J. (LD) Freeland, W Oxon
Stinchcombe, Mawgan L.T. (Grn) Eastlands, Rugby
Stirzaker, David J. (Con) Atherton N, Wigan
Stoakes, Chloe-Ann (TUSC) Caversham, Reading
Stocker, David (Con) Waltham Abbey N, Epping For
Stocks, Nikki (LD) Hipperholme, Calderdale
Stockton, Michele (Con) Crompton, Oldham
Stockton, Paul (Lab) North Weald Bassett, Epping Forest
Stocqueler, Victoria (Con) Wareham, Dorset
Stoddart, Caroline A.T. (LD) Castle, Cambridge
Stoker, Annie (SDP) Park, Sheffield
Stokes, Simon D. (LD) Redbridge, Southampton
Stonard, Mike (Lab) Catton Grove, Norwich
Stone, Alan H. (Ind) Brookvale, Basingstoke
Stone, Duncan P. (Ind) Popley, Basingstoke
Stone, Greg (LD) Manor Park, Newcastle
Stone, Lisa (Grn) Windmill Hill, Bristol
Stone, Marie (Con) Marsden, Pendle
Stone, Richard B.J. (Con) Leigh C, Havant
Stonehouse, Sue (Grn) Beacon, S Tyneside
Stoodley, Jonathon (LD) W. St Leonards, Hastings
Storer, Mark (Con) Minster, Lincoln
Stowe, Mick (Lab) Hoyland Milton, Barnsley
Strachan, Ian C. (Con) Moorside, Bury
Strafford, Chris (CommF) Ancoats, Manchester
Straker, Grafton A. (Lab) Chickerell, Dorset
Stratford, Teresa A. (Lab) Eastville, Bristol
Strathearn, Eileen P. (Con) Astley, Wigan
Stratton, Daniel F. (Lab) Peel Common, Gosport
Streeten, Roger (Con) Ore, Hastings
Strengiel, Eddie (Con) Birchwood, Lincoln
Stretton, Susan (Her) Wakefield W, Wakefield
Stretton-Pow, Kim S. (Con) Brislington W, Bristol
Stride, Granville (LD) West Shoebury, Southend
Stringer, Carol (Lab) Anston, Rotherham
Stringer, James R. (Lab) Mickleham, Mole Valley
Stringer, Keith (Lab) Anston, Rotherham
Stringfellow, Dani (Cit) Lower Stoke, Coventry
Stringfellow, Ian (Cit) Whoberley, Coventry
Stringfellow, Monica (Lab) North, Redditch
Stringfellow, Tina M. (LD) Tarleton Village, W Lancs
Strinkovsky, Marina (Lab) Eastcott, Swindon
Strong, Claire P.A. (Con) Offa, N Herts
Stroud, Kev (Lab) Dorking S, Mole Valley
Stroud, Paul (Grn) Longlevens, Gloucester
Strouts, Hazel (LD) Hawkhurst, Tun Wells
Strug, Krzysztof (Grn) Market, Cambridge
Strzebrakowski, Martin (Ind) Warlingham E, Tandridge
Stuart Smith, Keira R. (Grn) Barming Heath, Maidstone
Stuart, Catherine L. (Nodesc) Heald Green, Stockport
Stuart, Charles E. (Con) Ashley, Bristol
Stuart, Ellen M. (Lab) St David's, Exeter
Stubbins, Julie C. (Grn) Overton, Hyndburn
Stubbs, Brendan R. (LD) Eccleshill, Bradford
Stubbs, Kerry (LD) Fareham Park, Fareham
Studdard, Luke W. (LD) Lymm S, Warrington
Studdert-Kennedy, Nigel W.J. (Con) The Stanleys, Stroud
Stungo, Cheryl (Grn) Dickinsons, Three Rivers
Sturgess, Tom (LD) Rawmarsh W, Rotherham
Sturman-Sprigg, Christopher (Con) Cradley N, Dudley
Stutely, Ian C. (Ind) Town Close, Norwich
Styring, James R. (Grn) Hailey, W Oxon
Sudan, Karen M. (Ind) Langley Green, Crawley
Suddick, Graham T. (LD) Abram, Wigan
Sudworth, Nathan (Lab) Poplars, Warrington
Sudworth, Tony (Grn) Hardway, Gosport
Sugars, Sharon (Con) Stroud Trinity, Stroud
Sugden, Joanne (Con) Ilkley, Bradford
Sukumaran, Eric S.J. (Con) Barton, Oxford
Suleman, Asma S. (Lab) Leggatts, Watford
Sullivan, Claire (Con) Gornal, Dudley
Sulman, Pauline L. (TUSC) Hoddesdon Town, Broxbourne
Summer, Sam (LD) Central, Watford
Summerfield, David (Ind) Castle, Cambridge
Summers, Donna M. (Con) Amington, Tamworth
Summers, Lesley K. (Grn) Bilton, Rugby
Summers, Mark A. (Grn) Newbold, Rugby
Summers, Martin P. (Con) Trinity, Tamworth
Summers, Pauline (Grn) Clayton E, Chorley
Summersby, Marie (Con) Ouseburn, Newcastle
Summersgill, Michael (Grn) Marden, Maidstone
Sumner, Gary (Con) Ridgeway, Swindon
Sumner, Nicola (Lab) Central, Barnsley
Sumner, Rowan (Lab) Hutton South, Brentwood
Sunger, Darshan S. (Con) Chigwell, Epping Forest
Sunger, Soni P. (Con) Brizes, Brentwood
Sunley, Graham K. (Ref) Cross Gates, Leeds
Sunner, Indie (Lab) Graveley, N Herts
Surjan, Ruji S. (Lab) Coldhurst, Oldham
Surve, Naushad (Lab) Little Harwood, Blackburn
Suryawanshi, Lalit (Con) Morley N, Leeds
Sutcliffe, Angie (Ind) Tottington, Bury
Sutcliffe, Ash (Con) Waterside, Pendle
Suter, Ian P. (LD) Blackmore Vale, Dorset
Sutherland, A.J. (Grn) Blenheim Park, Southend
Sutherland, Mike (Con) Etching Hill, Cannock Chs
Suttle, Gary M. (Con) Swanage, Dorset
Sutton, Clare (Grn) Rodwell, Dorset
Sutton, Donna (Lab) Maltby E, Rotherham
Sutton, Geoffrey L. (Ref) Newton, Sandwell
Sutton, Margaret L. (Ref) Great Barr, Sandwell
Sutton, Mike (LD) Wheatley, Rochford
Sutton, Owain (Grn) Hale, Trafford
Swaddle, Alison C. (Con) Bulmershe, Wokingham
Swansborough, Paul J. (Ref) Bowdon, Trafford
Swaray-Kella, Ramzi (Con) Clayton, Manchester
Swarbrick, John (LD) Balderstone, Rochdale
Swarbrick, Lisa (Grn) Swinton Park, Salford
Sweeny, Jordan (Con) Cunningham, St Albans
Sweeny, Kate (Grn) Luddendenfoot, Calderdale
Sweet, Nigel R. (Lab) Churchill, Adur
Sweet, Paul D. (Lab) Bushbury S, Wolverhampton
Sweetman, Allison J. (Grn) Barming Hth, Maidstone
Sweetman, Jacqueline M. (Lab) Graiseley, Wolverhampton
Swift Gillett, Jeni (Lab) Dickinsons, Three Rivers
Swift, Amy L. (Con) Knottingley, Wakefield
Swift, Annie (Grn) St John's, Worcester
Swift, James (Ref) Hindley, Wigan
Swift, Lucy C. (Grn) Clarence, St Albans
Swinburn, Ghislaine C. (Cmty) Knowle, Bristol
Swords, Dan (Con) Church Langley N, Harlow
Sydney-Smith, Caryl (Con) Lydiard, Swindon
Syed, Asad U. (Lab) Fawdon, Newcastle
Syed, Samsuzzaman (Grn) Clayton, Manchester
Sykes, George (LD) Beeston, Leeds
Sykes, Glen R. (Con) Sharston, Manchester
Sykes, Mary (LD) Bishopsworth, Bristol
Symon, Pyers H. (LD) Battenhall, Worcester
Szabo, Edita (Con) Mile Cross, Norwich
Sztumpf, Paul M. (Lab) Randwick, Stroud

T

Tabet, Romaine F. (Con) Camp Hill, Nuneaton
Tadych, Mateusz (Grn) City, Bradford
Tafazzal, Hossain (LD) New Bilton, Rugby
Tagg, Gary L. (Con) Wickford Park, Basildon
Tahir, Iqra (Lab) St Peter's, Wolverhampton
Tahir, Muhammad (Con) Burnage, Manchester
Tailford, Izaac A. (LD) All Saints, Cheltenham
Tailor, Hitesh (Con) Abbots Langley, Three Rivers
Tait, Ian D. (Con) St Luke, Winchester
Tait, Kirsty (Lab) Hartcliffe, Bristol
Talbot, James (Lab) Hindley, Wigan
Tallett, Stephen G. (Lab) St Peter's Parish, Worcester
Talukdar, Jay (Con) Ordsall, Salford
Tamblyn, Jenny (Grn) Fringfords, Cherwell
Tammewar, Sachin (Lab) Sitwell, Rotherham
Tang, Peter W. (Lab) Twyford, Wokingham
Tannassee, Thomas O. (Con) Westham, Dorset
Tanner, Rick (LD) Hinksey Park, Oxford
Tanner, Sandy (Con) Brentwood West, Brentwood
Tano-Yeboah, Kwaku (Grn) Heath Town, Wolverhampton
Tansom, Paul (LD) Purbrook, Havant
Tapping, Grace (Lab) Finchampstead, Wokingham
Targ, Michael E. (LD) Sarisbury, Fareham
Tariq, Tamoor (Lab) Redvales, Bury
Tarmey, Drew (LD) Anston, Rotherham
Tarmey, Pat (LD) Thurcroft, Rotherham
Tarr, Roland (LD) Winterborne, Dorset
Tarrant-Short, Jordan T. (Con) N. Heywood, Rochdale
Tasker, Richard J. (Ref) St James's, Dudley
Tatchell, Andy (Lab) St Oswald's, Hyndburn
Tatchell, Rosemary (LD) Ryburn, Calderdale
Tatman, Andy (Grn) Billericay East, Basildon
Tattersall, James (LD) Sudell, Sefton
Tattersall, Sarah J. (Lab) St Helens, Barnsley
Taylor, Alan (Con) Halesowen S, Dudley
Taylor, Anne (Heart) Alexandra, Oldham
Taylor, Barry J. (Lab) Astley, Wigan
Taylor, Brad (LD) Hatfield Villages, Wel-Hat
Taylor, Brian (Lab) Darwen W, Blackburn
Taylor, Chris (Grn) Hockley, Rochford
Taylor, Chris (Lab) St Nicholas, Worcester
Taylor, Colin D. (LD) Sitwell, Rotherham
Taylor, Craig E. (Ind) Blackheath, Sandwell
Taylor, Dan (LD) Fleet E, Hart
Taylor, David (LD) Charminster St Mary's, Dorset
Taylor, Debbie (LD) Roche S, Rochford

Taylor, Diane M. (Con) Oakley, Basingstoke
Taylor, Dominic J.M. (Grn) Shenley Brook End, Milton Keynes
Taylor, Eileen (Con) Smallbridge, Rochdale
Taylor, Elaine (Lab) Chadderton C, Oldham
Taylor, Elaine (Lab) Netherton, Dudley
Taylor, Emma V. (Lab) Sharston, Manchester
Taylor, Finley M. (SDP) Farnley, Leeds
Taylor, Frances J. (LD) Bramley, Rotherham
Taylor, Gerry (LD) Gorse Hill, Swindon
Taylor, Gill (LD) Chickerell, Dorset
Taylor, Grace H. (Con) Caversham, Reading
Taylor, Graham (Lab) Battenhall, Worcester
Taylor, Jade C. (LD) Greenlands, Redditch
Taylor, James B. (Grn) St Michael's, Knowsley
Taylor, James W.J. (Lab) Quarry, Oxford
Taylor, Jimi (Grn) Durrington, Worthing
Taylor, Jon (LD) Arboretum, Worcester
Taylor, Joshua L. (LD) Barnwood, Gloucester
Taylor, Julie (Grn) Mark Hall, Harlow
Taylor, June T. (Lab) Spencer's Wood, Wokingham
Taylor, Karen J. (LD) Burscough Bridge, W Lancs
Taylor, Kate (Lab) Ham, Plymouth
Taylor, Kate E. (Lab) Astley Bridge, Bolton
Taylor, Laurence (Grn) Dene, Newcastle
Taylor, Leisa (Grn) Cathedral, Worcester
Taylor, Lester (ED) Shaftesbury Town, Dorset
Taylor, Liz (Grn) Quarry, Oxford
Taylor, Lyndsey (Grn) Boulsworth, Pendle
Taylor, Marie E. (Con) Hednesford Pye Grn, Cannock Chs
Taylor, Michael J. (Con) Hale Barns, Trafford
Taylor, Nicholas L. (HAll) Great Parndon, Harlow
Taylor, Nick (Ref) Crome, Norwich
Taylor, Paul (Heart) Waterhead, Oldham
Taylor, Paul G. (Con) Knellwood, Rushmoor
Taylor, Peter (Lab) Manor, Stevenage
Taylor, Peter H. (Grn) Almondbury, Kirklees
Taylor, Richard S. (Grn) Ormskirk E, W Lancs
Taylor, Robert P. (Lab) Aughton, Rotherham
Taylor, Shane D. (Lab) Illingworth, Calderdale
Taylor, Sophie R. (Lab) Old Trafford, Trafford
Taylor, Stephen H. (Con) Latchford W, Warrington
Taylor, Thomas (Lab) Rodwell, Dorset
Taylor, Tom (Con) Castle, Worthing
Taylor-Childs, Laura (Con) Halesowen N, Dudley
Taylor-Foster, Adam D. (Ind) W. St Leonards, Hastings
Taylor-Smith, Martin A. (Con) Hawkhurst, Tun Wells
Taylor-Webb, Charlie (Con) Chadwell St Mary, Thurrock
Tebbutt, Mark W. (Grn) Chorley N.W, Chorley
Teebay, Andrew P. (LD) Birchfield, Halton
Teesdale, Bob (Con) Meols, Sefton
Teft, Richie (Ref) Plymstock Dunstone, Plymouth
Telfer, Alyson C. (Grn) Worth Valley, Bradford
Telford, Alexander R. (Con) Chopwell, Gateshead
Telford, Bethany D. (Grn) Simonside, S Tyneside
Tellis, Steve (LD) Foulness, Rochford
Temple, Dean (Con) Witney N, W Oxon
Tennant, Steve (Grn) Urmston, Trafford
Tennant-King, Maureen (Lab) Featherstone, Wakefield
Tennison, Harry L.R. (Lab) Great Parndon, Harlow
Tennison, Stanley J. (Ind) Sherborne St John, Basingstoke
Tennison, William L. (LD) Bush Fair, Harlow
Tennuchi, Joel R.J. (Con) Heatons South, Stockport
Terry, Keith W. (Lab) Hardwicke, Stroud
Terry, Liz (Lab) Coley, Reading
Terry, Sean (LD) Washington S, Sunderland
Tetlow, Bruce (Grn) Cheylesmore, Coventry
Thacker, Tom (Con) Whitchurch, Basingstoke
Thangella, Jag (Lab) Westgate, Gloucester
Thapa, Nem (Con) Cherrywood, Rushmoor
Thatcher, Elaine F. (LD) Epping W, Epping Forest
Theaker, Andy (Lab) Stroud Trinity, Stroud
Theobald, Glen C. (Grn) Astwood Bank, Redditch
Theodoridi, Sam (Lab) Castle, Worthing
Theodorou, Paris C. (Con) Hawks Green, Cannock Chs
Thewlis, Adam (Con) North Shields, N Tyneside
Thiara, Kamaljeet (Con) Attleborough, Nuneaton
Thirlaway, Matthew B. (Lab) Howdon, N Tyneside
Thirlwall, ian (Lab) Tattenham Corner, Reigate
Thomas, Ben (LD) Kersal, Salford
Thomas, Bob (Lab) Paddock, Walsall
Thomas, Chad J. (Con) Normanton, Wakefield
Thomas, Christine (TUSC) Waltham Cross, Broxbourne
Thomas, Christine E. (Lab) Binley, Coventry
Thomas, David (CIIP) Canvey Winter Gdns, Castle Point
Thomas, David N. (Grn) Blackbird Leys, Oxford
Thomas, Diane E. (LD) Matchborough, Redditch
Thomas, Donna S. (Ind) Houghton, Sunderland
Thomas, Elizabeth F. (Con) St George Troopers Hill, Bristol
Thomas, Gill (Grn) Minchinhampton, Stroud
Thomas, Heidi M. (Con) Benn, Rugby
Thomas, James (Lab) Castle, Hastings
Thomas, Jeannette (Lab) Almond Hill, Stevenage
Thomas, Jerome (Grn) Clifton, Bristol
Thomas, John (Ind) Altofts, Wakefield
Thomas, Kiran (LD) Broxbourne, Broxbourne
Thomas, Linda C. (Lab) Queens Park, Bolton
Thomas, Mark (LD) Paddox, Rugby
Thomas, Matthew (Grn) Batchwood, St Albans
Thomas, Paul G. (Ref) Tovil, Maidstone
Thomas, Paul M. (Lab) Epping E, Epping Forest
Thomas, Philip A. (LD) Priory, Exeter
Thomas, Roger S. (TUSC) Lockleaze, Bristol
Thomas, Simon G. (Lab) Flixton, Trafford
Thomas, Steve (LD) Baldock E, N Herts
Thomas, Stuart D. (LD) Wigan W, Wigan
Thomas, Tamsin L.A.S. (Lab) Letchworth S.E, N Herts
Thompson, Adrian (Con) Central, Barnsley
Thompson, Andy (LD) Matchborough, Redditch
Thompson, Barry (Lab) Dorchester E, Dorset
Thompson, Carole (Lab) Foggy Furze, Hartlepool
Thompson, Cynthia (Con) Topsham, Exeter
Thompson, Danie J.T. (Grn) Penenden Heath, Maidstone
Thompson, Daniel (Con) Fairfield, Warrington
Thompson, David (LD) Manor, Adur
Thompson, David J. (Con) Pinhoe, Exeter
Thompson, Gerry (Grn) St Nicolas, Adur
Thompson, Jane E. (OWL) Ormskirk W, W Lancs
Thompson, Jessica A.L. (Con) Shirley S, Solihull
Thompson, Kenneth W. (LD) Pendleton, Salford
Thompson, Laua (LD) Moor Park, Three Rivers
Thompson, Lisa (Con) Bewsey, Warrington
Thompson, Lynne (LD) Ainsdale, Sefton
Thompson, Lynne C. (LD) Failsworth W, Oldham
Thompson, Mark S. (Con) Birstall, Kirklees
Thompson, Mike (LD) Ringlestone, Maidstone
Thompson, Ronald P. (Con) Benwell, Newcastle
Thompson, Roy G. (LD) Letchworth Norton, N Herts
Thompson, Samantha L. (Con) Heath Hayes, Cannock Chs
Thompson, Stephen R. (Grn) Boxley Downs, Maidstone
Thompson, Tony N. (Ref) Ryhope, Sunderland
Thompson, Victoria (Lab) Harpenden W, St Albans
Thomson, Fiona (Con) Handside, Wel-Hat
Thomson, Paisley (Con) Goring, Worthing
Thomson, Wendy J. (Ind) Stonehouse, Stroud
Thong, Verity (Grn) Honicknowle, Plymouth
Thoppil, Murali (Grn) Westbury-on-Trym, Bristol
Thorn, Simon R. (Grn) Tilgate, Crawley
Thornber, Robert E. (Con) Ryburn, Calderdale
Thorne, Adrian M. (Grn) St John's, Tun Wells
Thorne, Gillian (LD) Windhill, Bradford
Thorne, Jason (Con) Pedmore, Dudley
Thorne, Mike (Con) Crookham, Hart
Thornham, Kelly (Lab) Town, Calderdale
Thornhill, Kerrie D. (Lab) Banbury Hardwick, Cherwell
Thorniley, James R.H. (Grn) Lye Valley, Oxford
Thornley Hill, Hannah (Lab) Sandridge, St Albans
Thornley, Bev (LD) Anston, Rotherham
Thornley, Steve (Lab) Cannock Park, Cannock Chs
Thornley, Sue (Lab) Chadsmoor, Cannock Chs
Thornton, Andrew (Lab) Royds, Bradford
Thornton, Andy (Con) Thundersley S, Castle Point
Thornton, Jacqui (Con) Hadleigh St James, Castle Point
Thornton, Sharon A. (Lab) Halton Castle, Halton
Thornton, Sophie J. (LD) Beauchief, Sheffield
Thorogood, Sachin D.S. (Lab) Witney W, W Oxon
Thorp, Andrew (Grn) Castle, Newcastle
Thorp, Chris (Con) Claines, Worcester
Thorp, Julie (Con) Rother Vale, Rotherham
Thorp, Paul S. (Con) Sitwell, Rotherham
Thorpe, Hazel I. (LD) Tarring, Worthing
Thorpe, Steve (Lab) Ashdown, Hastings
Threlfall, Andrew D. (Grn) Marple S, Stockport
Threlkeld, Irene (Lab) Cobham, Elmbridge
Thresher, Rosie L. (Grn) Nailsworth, Stroud
Thulbourn, Margaret (Lab) Stanground S, Peterborough
Thule, Aima (Con) Burngreave, Sheffield
Thullimalli, Suman (Con) Rother Vale, Rotherham
Thurston, David E. (Ref) St Stephen, St Albans
Thurston, Robert K. (LD) Netteswell, Harlow
Tibbles, Mary K. (Con) Matson, Gloucester
Tice, Alistair (TUSC) Manor Castle, Sheffield
Tickner, Mark D. (Lab) Grove Green, Maidstone
Tidridge, Gin (Ind) Bishopstoke, Eastleigh
Tighe, David (Ref) Mercian, Tamworth
Tighe, Kevin (Ind) Barnack, Peterborough
Tilbrook, David (Con) Stalybridge S, Tameside
Tilbrook, Elisabeth (Con) Stalybridge N, Tameside
Tilbrook, Robin C.W. (ED) Rural East, Epping Forest
Tilbury, June P. (Lab) Addlestone N, Runnymede
Till, Hannah R. (Lab) Bank Hall, Burnley
Till, Keith (Lab) Queensgate, Burnley
Tilley, John A. (LD) Fort Fareham, Fareham
Timbs, Rachel A.M. (Grn) Marshalswick W, St Albans
Timlin, Lou (LD) Evendons, Wokingham
Timmins, Craig L. (Lab) Calverley, Leeds
Timms, Gillian E. (Con) St Peter's, Wolverhampton
Tindal, Lee M. (Ind) Copnor, Portsmouth
Tindall, Kris (Con) Leigh C, Havant
Tingle, Emma K. (Grn) Pontefract N, Wakefield
Tinsley, Adam J. (Con) Maltby E, Rotherham
Tipper, Brian (Con) Cam E, Stroud
Tippett-Cooper, John (LD) St Bartholomew, Winchester
Titherington, Craig P. (Con) Park, Sefton
Tival, John (TUSC) Kirkstall, Leeds
Toal, Andrew J. (Grn) Popley, Basingstoke
Tobin, Anthony J. (LD) Great Sankey S, Warrington
Tobin, Fiona (Lab) Barnes, Sunderland
Tock, Linda E. (LD) Holderness, Hull
Tod, Fionna (LD) King's Hedges, Cambridge
Todd, Andrew T. (LD) Colehill, Dorset
Todd, Diane M. (Lab) Heath Hayes, Cannock Chs
Todd, Tony (Ref) Birchwood, Lincoln
Tohill-Martin, Sian F. (Lab) Bicester South, Cherwell
Tokell, Ian (Lab) West Fenham, Newcastle
Tokir, Mohammed (Con) North, Peterborough
Tolhurst-Cleaver, Ludo (LD) Bowdon, Trafford
Tom, Sajish (Lab) Popley, Basingstoke
Tomas, Praveen (Con) Piccadilly, Manchester
Tomblin, Jessica (Con) Stroud Uplands, Stroud
Tomes, Mark A.W. (LD) North, Redditch
Tomlin, Chris (Lab) Chadlington, W Oxon
Tomlinson, Sally (Con) Dorridge, Solihull
Tompsett, Brian C. (LD) Orchard Park, Hull
Tonge, Andrew J. (LD) Farnworth S, Bolton

Tonge, Jennifer L. (LD) Farnworth N, Bolton
Tonge, Stephen (Ref) Horwich N, Bolton
Tooke, Dave (LD) Cranborne, Dorset
Tooke, Julian C.G. (LD) Pittville, Cheltenham
Toon, Debbie (Con) Wombwell, Barnsley
Toon, Mike (Con) Dearne North, Barnsley
Toone, James (Lab) Baldock W, N Herts
Topliff, Natali (LD) Offa, N Herts
Toranzos, Carlos F. (Lab) Trumpington, Cambridge
Torley Steve (Grn) Offerton, Stockport
Tosh, Colin R. (Grn) Harton, S Tyneside
Totolici, Felix (LD) C. Southsea, Portsmouth
Toulson, Dave (Lab) Sherbourne, Coventry
Towle, Laura (Grn) Wakefield W, Wakefield
Towler, Margaret E. (LD) Maltby E, Rotherham
Towner, Bob (Con) St Nicolas, Adur
Townrow, Nicholas C. (Con) Keppel, Rotherham
Townsend, Christine C. (Grn) Southville, Bristol
Townsend, Ian K. (Lab) Haverstoe, NE Lincs
Townsend, Liz (LD) Hitchin Walsworth, N Herts
Townsend, Sylvia J. (LD) Henbury, Bristol
Tracey, Martin (Con) All Saints, Cheltenham
Tracey, Pam (Con) Westgate, Gloucester
Trahar, Barry T. (Lab) Stoke Bishop, Bristol
Trangmar, Alan G. (Lab) Cadwell, N Herts
Travell, Teresa F. (Con) Welham Green, Wel-Hat
Traylen, Tommy (Con) Addlestone N, Runnymede
Traynor, Ben (LD) Reddish N, Stockport
Treacher, Andrew C.C. (Lab) Painswick, Stroud
Trebar, Sara J. (Lab) Vicarage, Watford
Tree, Jeff (Con) Penenden Heath, Maidstone
Tremayne, Diana H. (Lab) Todmorden, Calderdale
Trevillion, Rosie (Grn) E. Ecclesfield, Sheffield
Trigg, Cormac J. (Con) Temple Newsam, Leeds
Trimble, Hugh D. (LD) Newbold, Rugby
Trimble, Tricia (LD) Eastlands, Rugby
Trimmer, Josh (Grn) Rainbow Hill, Worcester
Trimnell, Rebecca J. (LD) Westgate, Gloucester
Tripathi, Swatantra (Lab) Woodfield, Stevenage
Trite, William S. (Con) Swanage, Dorset
Trivedi, Kavan A. (Con) South Oxhey, Three Rivers
Tromans, Andrew M.E. (Lab) Wollaston, Dudley
Trotman, Richard T.J. (Grn) Penistone West, Barnsley
Trotter, Mark (LD) Knellwood, Rushmoor
Trow, Aimee L. (Ref) Washington C, Sunderland
Trueman, James (LD) Morley N, Leeds
Trueman, Tommy (SDP) Frome Vale, Bristol
Trzebinski, Ziggy (Con) Headcorn, Maidstone
Tshabalala, Sibusiso (Grn) Central, Bristol
Tshiaba, Freddie (Con) Weybridge Riverside, Elmbridge
Tucker, Antony J. (Lab) Earlsdon, Coventry
Tucker, Jamie F. (Con) St James', Tun Wells
Tucker, Ros (Con) Paddock Wood, Tun Wells
Tucker-Brown, Pippa C. (Con) Woodham, Runny-mede
Tuffin, Charles J, (Con) Berkeley Vale, Stroud
Tull, Andrew J. (Lab) Arboretum, Worcester
Tully, Ciaran (Con) Bradshaw, Bolton
Tumilowixcz, Alma A. (Grn) Standlake, W Oxon
Tunay, Hasan (TUSC) Deepdale, Preston
Tunstall, Stan (Con) Panshanger, Wel-Hat
Tuplin, Phil (TUSC) Yarborough, NE Lincs
Turberville, Michael J. (Ind) Katesgrove, Reading
Turchin, Louis (Ind) Theydon Bois, Epping Forest
Turley, John M. (Lab) Gaisford, Worthing
Turnbull, Barry R. (Lab) High Fell, Gateshead
Turnbull, Emma (Lab) London Colney, St Albans
Turnbull, Michelle (Lab) Whiteleas, S Tyneside
Turner, Aidan (LD) Minster, Lincoln
Turner, Billie (Grn) Park, Sheffield
Turner, Bryan (Con) Gaisford, Worthing
Turner, Caroline E. (Lab) Croston, Chorley
Turner, Charles W. (LD) Miles Platting, Manchester
Turner, Chloe I. (Grn) Minchinhampton, Stroud
Turner, Chris (Grn) Wharfedale, Bradford
Turner, Christine (Con) Euxton, Chorley
Turner, Claire (Con) Portchester Wicor, Fareham
Turner, David W. (Grn) Sale C, Trafford
Turner, Emma L. (UKIP) Glascote, Tamworth
Turner, Giles O. (LD) St John's, Ipswich
Turner, Joel M. (Lab) Cranbrook, Tun Wells
Turner, John (Ref) Sitwell, Rotherham
Turner, Judith (Lab) Lamesley, Gateshead
Turner, Kate (LD) Carpenders Park, Three Rivers
Turner, Kelly V. (LD) Alexandra, Ipswich
Turner, Kieran L. (Grn) Todmorden, Calderdale
Turner, Lily (Con) South Ham, Basingstoke
Turner, Luca L. (Ref) Stairfoot, Barnsley
Turner, Lydia R.M. (Lab) Bickenhill, Solihull
Turner, Marc (Con) Latchford W, Warrington
Turner, Maria T. (LD) Clayton, Manchester
Turner, Natasha (Grn) Gorton, Manchester
Turner, Nicola J. (LD) Golcar, Kirklees
Turner, Paul (Con) Berkeley Vale, Stroud
Turner, Philip C. (Con) Billericay West, Basildon
Turner, Sandra (Lab) Verwood, Dorset
Turner, Sean D. (Her) Bearsted, Maidstone
Turner, Shaun K. (Ref) Darton West, Barnsley
Turner, Stephen R. (Lab) St Paul, Winchester
Turner, Stuart (Lab) Gornal, Dudley
Turner, Tom (Lab) Horley W, Reigate
Turner-Allen, Liz (LD) Horwich S, Bolton
Turner-Allen, Matt (LD) Horwich N, Bolton
Turner-Preece, Caroline A. (LD) Halliwell, Bolton
Turner-Preece, Scott (LD) Horwich N, Bolton
Turner-Preece, Scott J. (LD) Walkden N, Salford
Turner-Wilkes, Demelza J.R. (Con) Hardwicke, Stroud
Turtle, Seona (Con) Wokingham Without, Wokingham
Turville, Ron (Nodesc) Hednesford Grn Hth, Cannock Chs
Tweed, Simon A. (Ind) Dinnington, Rotherham
Twine, Tony (TUSC) Portswood, Southampton
Twomey, Bren (Lab) Hillsborough, Sheffield
Tye, James W. (Con) Netherton, Dudley
Tyers, Mark D. (Grn) Barnes, Sunderland
Tylee, Peter J. (Ref) Fens, Hartlepool
Tyler, Bryan (Con) Gunthorpe, Peterborough
Tyler, Vanessa G. (Ref) Plympton Chaddlewood, Plymouth
Tynan, Rob (Con) Rixton, Warrington
Tyrer, Melodie L. (Grn) Marine, Adur
Tyson, Tom (LD) Arbury, N Herts

U

Udall, Richard (Lab) St John's, Worcester
Uddin, Bador (Con) Henbury, Bristol
Uddin, Hamza (LD) Werneth, Oldham
Uddin, Ismail (Ind) Bowling, Bradford
Uddin, Rowshon (Ind) Arthur's Hill, Newcastle
Udoh, Nsima S. (Con) Popley, Basingstoke
Udy, Claire (LD) Drayton, Portsmouth
Ughetti, Ben (Comm) Walkley, Sheffield
Ugolini, Andra (TUSC) Birley, Sheffield
Ugwoeme, Victoria (Lab) Woolston, Southampton
Uldall, Sarah (LD) Park, Lincoln
Ullah, Saeed (Con) Spring Hill, Hyndburn
Ullah, Sheikh N. (Lab) Greenhead, Kirklees
Uluhan, Maz (Con) Nethermayne, Basildon
Uluiviti, Peceli (Con) Leesland, Gosport
Underhill, Susan J. (Con) Stockingford E, Nuneaton
Unwin, Steve (ED) Shaftesbury Town, Dorset
Urban, Scott A. (LD) Cowley, Oxford
Urquhart, Emma (Ind) Colehill, Dorset
Usher, Anthony (LD) St Chad's, Sunderland

V

Vadera, Aagash (Grn) Timperley N, Trafford
Vaez, Ishaq (Con) Fishwick, Preston
Vaitkus, Dom (Lab) Banbury Grimsbury, Cherwell
Valentine, Judy (Grn) Hayling E, Havant
Valentine, Tessa S. (Lab) Alresford, Winchester
Valenzuela, Hannah (Grn) Newton, Sandwell
van den Bogerd, Dineke (LD) Capel, Mole Valley
Van Der Hagen, Gaynor L. (Her) Oxshott, Elmbridge
Van Der Hagen, Paul (Her) Cobham, Elmbridge
Van Der Poel, Jacobus (Grn) Old Harlow, Harlow
Van Deventer, Sandy (Confel) St Laurence, Southend
Van Mierlo, Julie (LD) Cadley, Preston
Van Mierlo, Rene (LD) St Matthew's, Preston
Van Ryeneveld, Caleb (Con) Osney, Oxford
Vance, Marshall (Con) Buckhurst Hill E, Epping For
Vance, Rob (Heart) Chadderton C, Oldham
Vanicat, Sophie F. (Grn) Eccleshill, Bradford
Vann, Alexander R. (SDP) Keighley East, Bradford
Varghese, Joshua C. (Con) Batchwood, St Albans
Varghese, Sheejo (Lab) Rixton, Warrington
Varnam, Brett (Ref) Little Lever, Bolton
Varney, Andrew J. (LD) Brislington W, Bristol
Varnom, Helen J. (Lab) Bury W, Bury
Vasic Franklin, Gordan (Lab) Fawdon, Newcastle
Vaughan, John (Con) Northowram, Calderdale
Veasey, Sarah (Con) North Leigh, W Oxon
Veevers, Garry N. (LD) Smithills, Bolton
Vel, Dr (Con) Westborough, Southend
Venner, Fiona E. (Lab) Kirkstall, Leeds
Venner, Miriam A. (Lab) Southville, Bristol
Vennoyer, Zia (Con) Ings, Hull
Venson, Clarence A. (Lab) Chilvers Coton, Nuneaton
Veres, Carolina (Lab) Martin's Wood, Stevenage
Verma, Manish (Con) Tattenhoe, Milton Keynes
Verma, Rahul (Con) Walton C, Elmbridge
Vernon, Dene J. (Con) Bury W, Bury
Vernon, Spring L.J. (Grn) Eastboro, Nuneaton
Vessey-Miller, James A.T. (Grn) Chalkwell, Southend
Vibert, Claire (Lab) Heatons South, Stockport
Vichare, Vishal (Con) Hargate, Peterborough
Vickers, Alex (Grn) Crosland Moor, Kirklees
Vickers, Christine E. (Con) Yarborough, NE Lincs
Vickers, Jack D. (Grn) Pennsylvania, Exeter
Vijatov, Alex (Grn) Britannia, Rossendale
Vince, Christopher J. (Lab) Little Parndon, Harlow
Vincent, Simon J. (Lab) Sumners, Harlow
Vinnicombe, Charlotte L. (Lab) Cutteslowe, Oxford
Virgo, Lewis G. (Con) Virginia Water, Runnymede
Vischer, Gillian D. (Grn) Earlswood, Reigate
Vise, Steve (Con) Longcross, Runnymede
Vitali, James C. (Con) Stalbridge, Dorset
Vitkovitch, Stephen B. (Grn) College, Cheltenham
Vittori, Deborah (Lab) Horfield, Bristol
Vivian, John (Grn) Fareham Town, Fareham
Vivian, Roger A. (Con) Eastleigh S, Eastleigh
Vizer, Tiimothy D.P. (LD) Hoddesdon Town, Broxbourne
Vizzard, Bryan (LD) Barming Heath, Maidstone
Vjestica, John (Lab) Dinnington, Rotherham
Voegt, Helen (Con) Roe Lee, Blackburn
Vogel, Eleonore R. (LD) Littlemore, Oxford
Voges, Jurgen O.H. (LD) Deepdale, Preston
Voisey, Juliet C. (Grn) St Peter's, St Albans
Voitov, Sean (Lab) Epping W, Epping Forest
von Bulow, Georg (Lab) Welwyn E, Wel-Hat
Von Clemens, Barry (Con) Shaftesbury Town, Dorset
Vukmirovic, Kruna (Grn) Baldock W, N Herts
Vyce, Christopher (LD) Stoke Bishop, Bristol

W

Waddington, Andy (Lab) Lanehead, Burnley
Wade, John W. (Ind) Glascote, Tamworth

Wade, Liz (LD) Walton Manor, Oxford
Wade, Peter P. (Con) Waterloo, Havant
Wade, Stephen (Lab) Bloxwich E, Walsall
Wade, Troy (Grn) Southlands, Adur
Wadge-Stacey, Jack A. (Lab) Norden, Basingstoke
Wadsworth, Chris (LD) Calderdale, Calderdale
Wadsworth, Daniel (Grn) Bucklow-St Martin's, Trafford
Waggott, Geoffrey T. (Grn) Tattenhoe, Milton Keynes
Waghorn, Bevan (Con) Berechurch, Colchester
Wagland, Lesley A. (Con) Ingatestone, Brentwood
Wainhouse, Valmai (Lab) Fleet E, Hart
Wainwright, Paul (TUSC) Norton Canes, Cannock Chs
Waite, Liam J. (Grn) Swinton, Salford
Waite, Phil (Lab) Latton Bush, Harlow
Waite, Sue (LD) Tiptree, Colchester
Waite, William (Lab) Carpenders Park, Three Rivers
Wakeford, Robert J. (LD) Ore, Hastings
Wakeham, Bill (Con) Plymstock Radford, Plymouth
Wakeman, Suzie (Ind) Pembury, Tun Wells
Walch, Janet E. (Con) Abram, Wigan
Waldron, Adam (Ind) Kingswinford S, Dudley
Waldron, John B. (Grn) Hockley & Ashingdon, Rochford
Waldron, Martin (Lab) Penn, Three Rivers
Waldron, Robert P. (Lab) Poplar, Nuneaton
Wales, Simon D. (LD) Loose, Maidstone
Walford, Darren E. (LD) Tudor, Watford
Walkem, Richard P. (Grn) Norcot, Reading
Walker, Alex (Con) Walker, Newcastle
Walker, Bobak (Grn) Chapel Allerton, Leeds
Walker, Carron (Lab) Harestone, Tandridge
Walker, Chris (Grn) Kingswinford S, Dudley
Walker, Dan (LD) Armley, Leeds
Walker, David J. (Con) Sharoe Green, Preston
Walker, Dorothy M. (LD) Kidlington W, Cherwell
Walker, Fred (Lab) Leigh C, Wigan
Walker, Gary D. (Con) Rowner, Gosport
Walker, Ian (Ref) Wyke, Bradford
Walker, Janene L. (Ind) W. Middleton, Rochdale
Walker, Jo (Grn) Ore, Hastings
Walker, Joan I. (Lab) Camperdown, N Tyneside
Walker, Louise A. (Con) Abbeydale, Gloucester
Walker, Lynn (Con) Ashtead Lanes, Mole Valley
Walker, Malcolm (Lab) Rural West, Hartlepool
Walker, Michael L. (Lab) Washington N, Sunderland
Walker, Nicholas J. (Con) Portchester Castle, Fareham
Walker, Nigel B.J. (LD) Aldridge N, Walsall
Walker, Peter (Grn) Victoria, Southend
Walker, Peter J. (LD) Appleton, Warrington
Walker, Rob (SDP) Weetwood, Leeds
Walker, Susan (LD) Windy Nook, Gateshead
Walker, Susan M. (Con) Portchester Castle, Fareham
Walker, Tina (Con) St Oswald's, Hyndburn
Walker-Dawson, Carly (Lab) Byker, Newcastle
Wall, Alistair J. (LD) Hartcliffe, Bristol
Wall, Andrea (Lab) Highfield, Halton
Wall, Andrew S. (Con) Oakley, Cheltenham
Wall, Claire (Con) Melcombe Regis, Dorset
Wall, Dominic J. (Lab) Saddleworth S, Oldham
Wallace, Christopher (Lab) Victoria, Hartlepool
Wallace, Edward G. (Grn) Bearsted, Maidstone
Wallace, Ian D. (Grn) Heath Hayes, Cannock Chs
Wallace, Judith (Ind) St Mary's, N Tyneside
Wallace, Mark L. (Grn) Winklebury, Basingstoke
Wallace, Pamela (Lab) Central, Halton
Waller, Angela R. (TUSC) Hoyland Milton, Barnsley
Wallington, Sharon L. (Grn) Charlton Park, Cheltenham
Wallis, Andrew M. (Grn) Letchworth Grange, N Herts
Walls, Alexander (LD) Dunston, Gateshead
Walls, Sally C. (LD) West Moors, Dorset
Walmsley, Andrew (Lab) Britannia, Rossendale
Walmsley, Brian (Lab) Eastboro, Nuneaton
Walmsley, Callum J. (Lab) Edgeley, Stockport
Walmsley, John C. (LD) Romsey, Cambridge
Walsh, Adeline (TUSC) Waltham Abbey N, Epping For
Walsh, Benson, Kate S. (Grn) Ancoats, Manchester
Walsh, Bob (Lab) Wales, Rotherham
Walsh, Craig R. (Con) Blackfriars, Salford
Walsh, David (Con) Gillingham, Dorset
Walsh, Ian J. (Lab) Hatfield C, Wel-Hat
Walsh, Irene (Con) Barnack, Peterborough
Walsh, Liam (Lab) Whittlefield, Burnley
Walsh, Louise M. (LD) Birstall, Kirklees
Walsh, Maria (Free) Netherton, Sefton
Walsh, Martin J. (Con) Poplar, Nuneaton
Walsh, Michael J. (Grn) Harington, Sefton
Walsh, Niamh E. (Lab) Hucclecote, Gloucester
Walsh, Redmond J. (Con) Claygate, Elmbridge
Walsh, Sandra D. (Con) Exhall, Nuneaton
Walter, Mark D. (LD) Wotton-under-Edge, Stroud
Walters, Alison (Grn) Streetly, Walsall
Walters, Clare (Grn) Dalton, Kirklees
Walton Masters, Janet (LD) Avonmouth, Bristol
Walton, Janet (LD) Wrenthorpe, Wakefield
Walton, Natalie (Lab) Wakefield E, Wakefield
Walton, Neil C. (LD) Hampton Vale, Peterborough
Walton, Richard M.S. (Grn) Chorlton Park, Manchester
Wan, Paul (Con) Ancoats, Manchester
Wanklin, Richard (LD) St James's, Dudley
Wantling, Barbara A. (Lab) Bletchingley, Tandridge
Waple, Eleanor (TUSC) Canalside, Woking
Warburton, Paul (Lab) Chapelford, Warrington
Ward, Angie (Ind) Hawkhurst, Tun Wells
Ward, Ashley (Con) Plympton Chaddlewood, Plymouth
Ward, Ben (LD) Ingol, Preston
Ward, Bill (TUSC) South, NE Lincs
Ward, Crispin (LD) Stakes, Havant
Ward, David (Ind) Bolton, Bradford
Ward, Eamonn (Grn) Firth Park, Sheffield
Ward, John M. (Con) Wensum, Norwich
Ward, Linda C. (Grn) Kidlington E, Cherwell
Ward, Paul M. (LD) Knebworth, N Herts
Ward, Rachel (Grn) Longford, Coventry
Ward, Sharon R. (LD) Hutton East, Brentwood
Ward, Suzanne E. (Grn) Pudsey, Leeds
Wardlaw, Karl P.M. (Lab) Brinnington, Stockport
Wardle, Carol E. (Lab) Hopwood Hall, Rochdale
Wardle, Chris (Con) Newport Pagnell N, Milton Keynes
Wardle, Mike (Ref) Boxley Downs, Maidstone
Wardle, Tony (Lab) Priory, Exeter
Wardlesworth, Dennis (Lab) Blandford, Dorset
Wareham, Janet A. (Lab) Hoddesdon N, Broxbourne
Wareham, Roy W. (Lab) Broxbourne, Broxbourne
Warhurst, Craig (Con) Astwood Bank, Redditch
Warkinson, Clive (Con) Old Town, Barnsley
Warland, Gary M. (Lab) Kidlington E, Cherwell
Warne, Barry (Grn) Werrington, Peterborough
Warne, Jimmy (Lab) Washington W, Sunderland
Warne, Nancy (TWA) Cranbrook, Tun Wells
Warne, Paula V. (Grn) Gensing, Hastings
Warner, Jacqueline (Lab) St Michael's, Castle Point
Warner, Julia L. (Lab) Fernhill, Rushmoor
Warr, Adam (Grn) Fletton & Woodston, Peterborough
Warr, Richard D. (Grn) Woodfield, Stevenage
Warren, Garry E. (Ref) Letchworth S.W, N Herts
Warren, Jack A. (Con) Belfairs, Southend
Warren, Steph (Ind) C. St Leonards, Hastings
Warrington, Dan (TUSC) Rowhill, Rushmoor
Warwick, Jan (Con) Badger Farm, Winchester
Warwick-Smith, Joshua S. (LD) Redland, Bristol
Washbourne, Martyn E. (Con) Winnersh, Wokingham
Wastell, Lewis R. (Con) Bilston S, Wolverhampton
Waters, Andrew G. (Lab) Warlingham W, Tandridge
Waters, Andy (LD) Penistone East, Barnsley
Waters, David-Leigh (LD) Foleshill, Coventry
Waters, Elizabeth K. (LD) Cudworth, Barnsley
Waters, Jasmine (Con) Evendons, Wokingham
Waters, Joe (TUSC) Hesters Way, Cheltenham
Waters, Sean (Lab) Waltham Cross, Broxbourne
Waters, Sue (LD) Rockingham, Barnsley
Watkin, Mark A. (LD) Nascot, Watford
Watkins, Christopher M. (Lab) Stockingford W, Nuneaton
Watkins, Collette L. (Lab) Weddington, Nuneaton
Watkins, Jennie (Con) Grange, Gloucester
Watkins, Oliver J. (Con) Godstone, Tandridge
Watkins, Oliver L. (Grn) Pontefract S, Wakefield
Watling, Dennis G. (Lab) Callowland, Watford
Watson, Anne S. (Lab) Valley, Tandridge
Watson, Arthur N. (Ind) Moor View, Plymouth
Watson, David A. (Lab) Immingham, NE Lincs
Watson, David B. (Con) Whitewell, Rossendale
Watson, David J. (Ind) Norden, Basingstoke
Watson, Gary (Lab) South Chafford, Thurrock
Watson, Grave (CIIP) Canvey E, Castle Point
Watson, Harrison R. (Grn) Hillside, Wokingham
Watson, James P. (Ind) Atherton N, Wigan
Watson, Jane (LD) Dalton, Rotherham
Watson, Laura (Lab) Great Sankey S, Warrington
Watson, Lee (Lab) W. Thurrock, Thurrock
Watson, Matty (Ind) Mile Cross, Norwich
Watson, Michelle (Con) Holmwoods, Mole Valley
Watson, Nancy C. (Lab) Netteswell, Harlow
Watson, Sasha (SDP) Beeston, Leeds
Watson, Tom (Con) Coalclough, Burnley
Watson, Tricia (Grn) Chalford, Stroud
Watson-Merret, Carolyn D. (Con) Admirals, Rugby
Watt, Calum J.M. (Lab) Boultham, Lincoln
Wattebot, Cathy (Grn) Henley, Coventry
Watton, Kane (Con) Upper Gornal, Dudley
Watton, Lucy (Con) Upper Gornal, Dudley
Watton, William (Con) Upper Gornal, Dudley
Watts, Becca (Grn) Symonds Green, Stevenage
Watts, Duncan (Grn) Churchill, Oxford
Watts, Eric J. (Lab) Brizes, Brentwood
Watts, Pauline A. (Lab) Brizes, Brentwood
Watts, Tom (Cit) Henley, Coventry
Waugh, Jolanta M. (LD) Ashtead Lanes, Mole Valley
Waugh, Robert L. (Lab) Low Fell, Gateshead
Wazir, Shah (Lab) Healey, Rochdale
Wear, Benjamin (LD) Leatherhead N, Mole Valley
Weatherley, Hazel (Lab) Birtley, Gateshead
Weatherly, Lynne M. (Con) Sherwood, Tun Wells
Weaver, Venna F. (Con) Eastwood Park, Southend
Weaving, Ann (LD) Littlemoor, Dorset
Web, Ben (LD) Broughton, Salford
Webb, Barry (Con) Appleton, Castle Point
Webb, Claudia L. (Grn) Rodwell, Dorset
Webb, Daniel A. (TUSC) St Nicolas, Nuneaton
Webb, Iain D. (Grn) Romsey, Cambridge
Webb, James M. (Lab) Avenue, Fareham
Webb, Mark (Con) Kingswinford N, Dudley
Webb, Mark (CPA) Letchworth Grange, N Herts
Webb, Mike (Ind) Hawkwell E, Rochford
Webb, Niall (Grn) Bablake, Coventry
Webb, Simon A. (Con) Swinton Rockingham, Rotherham
Webb, Terry (Lab) Laindon Park, Basildon
Webb, Trevor E. (Lab) W. St Leonards, Hastings
Webber, Barbara (TUSC) Harefield, Southampton
Webber, Neal (Ref) Oxhey, Watford
Webster, Alison V. (TWA) Goudhurst, Tun Wells
Webster, Bailey (Con) Queensgate, Burnley
Webster, Chris (Lab) Prittlewell, Southend
Webster, James (Lab) Backworth, N Tyneside
Webster, John A. (Lab) Maltby E, Rotherham
Webster, Leah E. (Lab) Ryburn, Calderdale
Webster, Owen (Con) Darlaston N, Walsall
Webster-Whiting, Benjamin (LD) Allington, Maidstone

Wedderman, Claire E. (Grn) Cullercoats, N Tyneside
Weech, Karen M. (Ind) North Shields, N Tyneside
Weeder, Phil (LD) Baldock E, N Herts
Weeder, Sharon A. (LD) Letchworth Norton, N Herts
Weedon, Joanna S. (Lab) Gunthorpe, Peterborough
Weeks, Nick (Grn) Rainbow Hill, Worcester
Weeks, Yvonne M. (Con) Leigh Park Hermitage, Havant
Weems, Elaine (Con) Dearne South, Barnsley
Weems, Phil (Con) Rockingham, Barnsley
Weichert, Immo (LD) Whitehouse, Ipswich
Weichert, Lisa (LD) Bixley, Ipswich
Weighill, Marie-Louise (Lab) Norreys, Wokingham
Weir, Dan (Her) Bewbush, Crawley
Weir, Thomas D.D. (LD) Whitley, Reading
Welbourne, Sarah J. (SDP) Rothwell, Leeds
Welby, Crispin M. (LD) Washington E, Sunderland
Weller, Annie (Lab) Whyteleafe, Tandridge
Weller, Nathan L. (Grn) Oakley, Cheltenham
Wellman, Clayton J. (LD) Holmwoods, Mole Valley
Wells, Alistair E. (Lab) Earlswood, Reigate
Wells, Andy (Lab) Amington, Tamworth
Wells, Anne (Lab) Roebuck, Stevenage
Wells, Dominic (LD) Davenport, Stockport
Wells, Robert G. (Con) Britannia, Rossendale
Wells, Toby (Grn) Knowle, Bristol
Welsh, Jake (Grn) Baguley, Manchester
Welsh, Robert (Grn) Sandhill, Sunderland
Welton, Michael J. (Grn) Altrincham, Trafford
Welton, Samuel (LD) Southwick Green, Adur
Wesley, Rob (Grn) Kew, Sefton
West, Alison (LD) Wallington, Fareham
West, Anthea H. (Grn) Caversham, Reading
West, Carlton L. (LD) Washington N, Sunderland
West, Donna (Lab) Old Skelmersdale, W Lancs
West, Emily R. (Grn) Rawmarsh E, Rotherham
West, Freddy (Lab) St George's, Castle Point
West, Joan E. (Grn) Barnfield, Hyndburn
West, June (Lab) S. Middleton, Rochdale
West, Katherine M. (Con) Alexandra, Ipswich
West, Martyn J. (Ind) Besses, Bury
West, Pete (Grn) Blandford, Dorset
West, Pete (LD) Norbury, Stockport
West, Peter (Ind) Headington, Oxford
West, Stephen (Grn) All Saints, Cheltenham
West, Vaughan (Lab) Royston Meridian, N Herts
West, Zander (Lab) Winklebury, Basingstoke
Westbrook, Margaret E. (Grn) Longford, Trafford
Westcott, Daniel (Con) Park, NE Lincs
Westerby, Julie K. (LD) Leesland, Gosport
Westlake, Tim (Con) Chalford, Stroud
Westley, Dave (Grn) Alresford, Winchester
Westley, David A. (Con) Tarleton Village, W Lancs
Westley, Marilyn M. (Con) Rural W, W Lancs
Weston, Jane (Grn) Chorley S.E, Chorley
Weston, Mark D.R. (Con) Henbury, Bristol
Westwater, George C. (Lab) St Mary's, N Tyneside
Westwick, Ben L. (Lab) Pitsea S.E, Basildon
Westwood, Adam V.J. (Con) Armley, Leeds
Westwood, Chris (LD) St Paul, Winchester
Westwood, Karen (Lab) Brockmoor, Dudley
Westwood, Mark (Ind) Gornal, Dudley
Wetenhall, Lynn S. (Grn) Newtown, Exeter
Wetz, James A.I. (LD) Redland, Bristol
Wexham, Peter (LD) West Leigh, Southend
Whale, Michael J. (TUSC) Avenue, Hull
Whalen, Jane (Lab) Appleton, Warrington
Whalley, Ashley R. (Lab) Ewood, Blackburn
Whalley, Keith A. (Ref) Worsley Mesnes, Wigan
Wharf, Peter K. (Con) W. Purbeck, Dorset
Wharton, Aharon K.R. (LD) Yarborough, NE Lincs
Wharton, Bob (LD) Shinfield, Wokingham
Wharton, Dennis A. (Ind) Central, Watford
Wharton, Janice (LD) Lamesley, Gateshead
Wharton, Mike (Grn) Wishing Tree, Hastings
Wharton, Mike (Lab) Ditton, Halton
Whatling, James A. (Lab) Gainsborough, Ipswich
Wheatley, Barry I (Grn) Woodstock, W Oxon
Wheeldon, Maddison S. (Grn) Burtonwood, Warrington
Wheeler, Bob (Ref) Liden, Swindon
Wheeler, George W. (Grn) St Budeaux, Plymouth
Wheeler, Judith (LD) Stockton Heath, Warrington
Wheeler, Lucy K. (Grn) Guiseley, Leeds
Wheeler, Maria J. (Con) Old Town, Stevenage
Wheeler, Phil (Lab) Rusthall, Tun Wells
Wheeler, Simon A. (LD) Hesters Way, Cheltenham
Whelan, Richard (LD) St Mary's, Oxford
Whelan, Sean G. (Ind) Whiteley, Winchester
Wheller, Kate (Lab) Rodwell, Dorset
Whetstone, Daniel P. (SDP) Hunslet, Leeds
Whetstone, Paul A. (SDP) Burmantofts, Leeds
Whetstone, Wendy V. (SDP) Temple Newsam, Leeds
Whincup, Kevin M. (LD) Molesey E, Elmbridge
Whipp, Tom (LD) Barnoldswick, Pendle
Whitaker, Ann C. (LD) W. Ecclesfield, Sheffield
Whitaker, Don (Con) Whittlefield, Burnley
Whitaker, Jessica (Grn) Monument, Newcastle
Whitaker, Moira A. (LD) Kempshott, Basingstoke
Whitaker, Neil C. (Grn) Craven, Bradford
Whitaker, William (Grn) Denton, Newcastle
Whitbread, Chris (Con) Roydon, Epping Forest
Whitbread, Holly (Con) Epping W, Epping Forest
Whitbread, Mari-Louise (Con) Epping E, Epping For
White, Andrew J. (TUSC) Moor View, Plymouth
White, Bengeman S. (Grn) Church Langley N, Harlow
White, Colin A. (Res) Godstone, Tandridge
White, David J. (Con) The Stanleys, Stroud
White, David J. (Ind) Kempshott, Basingstoke
White, Gavin (Lab) Old Moat, Manchester
White, Gill (Ind) Kingsway, Gloucester
White, Gordon (Lab) Graveley, N Herts
White, Haydn (Lab) Winterborne N, Dorset
White, Ian (Con) Darfield, Barnsley
White, Jessica (Lab) Cleckheaton, Kirklees
White, Johnny (Lab) Hazel Grove, Stockport
White, Jonathan F. (Con) Meadvale, Reigate
White, Julie (Grn) Mosborough, Sheffield
White, Kevin (Grn) Greenlands, Redditch
White, Kieran (Ref) Garforth, Leeds
White, Matthew C. (Grn) Leeds, Maidstone
White, Nicholas (Res) Dormansland, Tandridge
White, Rachel M. (Grn) Hawkwell E, Rochford
White, Robert (Ref) West Bromwich C, Sandwell
White, Suzanne E. (Grn) C. Meon Valley, Winchester
White, Timothy (Lab) Ongar, Epping Forest
White, Victoria L. (Con) Culverden, Tun Wells
White, Vincent D. (Con) Thundersley N, Castle Point
Whitear, Matthew S. (TUSC) Compton, Plymouth
Whitehead, Adam A. (Con) Cainscross, Stroud
Whitehead, Andra (Ref) Pudsey, Leeds
Whitehead, Chris (Grn) Evingar, Basingstoke
Whitehead, Ian (Ind) Hollinwood, Oldham
Whitehead, Janet M. (Ind) Whitworth, Rossendale
Whitehead, Keith (Grn) Denton W, Tameside
Whitehead, Lorraine A. (Grn) Droylsden E, Tameside
Whitehead, Michael S. (Con) Derringham, Hull
Whitehead, Terry (LD) Silhill, Solihull
Whitehill, David E. (Lab) St Helen's, Hastings
Whitehouse, Dan (Con) Weaste, Salford
Whitehouse, Janet H. (LD) Epping E, Epping Forest
Whitehouse, Jon (LD) Epping E, Epping Forest
Whitehouse, Josh (Con) Short Heath, Walsall
Whitehouse, Linda A. (Ind) Hednesford Hills, Cannock Chs
Whitelegg, Paul A. (Ind) Walkden S, Salford
Whiteley, Sarah J. (Grn) Mossley, Tameside
Whitham, Jamie (Grn) Abbey, Reading
Whiting, Russell L. (Grn) Hillside, Adur
Whitley, Louise J. (Lab) Beechwood, Halton
Whitmee, Ivan (Lab) Manor Park, Rushmoor
Whitmore, Andy (Grn) Old Town, Stevenage
Whitmore, Robin T. (LD) Sprites, Ipswich
Whitrick, Mary (LD) Queensbury, Bradford
Whittaker, Alan (Lab) Eccleston, Chorley
Whittaker, Keith D. (Grn) Bramley, Leeds
Whittaker, Mark H. (Lab) Stocksbridge, Sheffield
Whittaker, Roger G. (Grn) Fawdon, Newcastle
Whittaker, Tom (Con) Rodborough, Stroud
Whitten, Peter D. (LD) Witney S, W Oxon
Whittingham, Catherine H. (Grn) Mirfield, Kirklees
Whittingham, Jake L. (Con) Bicester West, Cherwell
Whittingham, Nicholas E. (Grn) Dewsbury South, Kirklees
Whittington, David (Con) Rural N.E, W Lancs
Whittington, Michael C.J. (Con) Warlingham E, Tandridge
Whittle, Lisa J. (LD) Fareham Town, Fareham
Whittle, Paul W. (LD) Portchester Wicor, Fareham
Whittome, Candy (Grn) Verulam, St Albans
Whitwell, Betty D. (Grn) Abbey, Lincoln
Whitworth, Anne (Lab) Hucclecote, Gloucester
Whomersley, Benjamin J. (Con) Dinnington, Rotherham
Whorlow, Rosey (Lab) Central, Worthing
Whyborn, Chantelle-Louise (LD) Stanway, Colchester
Whyte, Darrin D. (Ind) Halton Castle, Halton
Whyte, Tony (Ind) Ince, Wigan
Wickens, Graham (Grn) Prescot S, Knowsley
Widgery, Vivian (LD) Hawkhurst, Tun Wells
Wiederhold, Alwin F. (LD) Hucclecote, Gloucester
Wightman, Graeme R. (Con) North Carr, Hull
Wightman, Valerie M. (Con) Rawmarsh E, Rotherham
Wigley, Alan P. (Grn) Shirley E, Solihull
Wigmore, Jeannie (LD) Uplands, Fareham
Wijesinghe, Sali (Ind) Leckhampton, Cheltenham
Wilby, Paul J. (LD) Tovil, Maidstone
Wilby, William J. (LD) Marden, Maidstone
Wilce, Philip R. (Con) All Saints, Cheltenham
Wilcockson, Teresa A. (Lab) Darton East, Barnsley
Wilcox, David (Grn) Lockleaze, Bristol
Wild, Debbie (Lab) Loughton Roding, Epping Forest
Wild, Jason (Con) St Stephen, Worcester
Wild, Karen (Grn) Rixton, Warrington
Wild, Kieron (Con) Longdendale, Tameside
Wild, Paul A. (LD) Birchills-Leamore, Walsall
Wild, Stuart (LD) Cathedral, Worcester
Wilde, Jacqui (Lab) St Clement, Worcester
Wildey, Clare E. (Grn) University, Hull
Wildhirt, Dawn (Con) Whiteleas, S Tyneside
Wildhirt, Heidi (Con) Whitburn, S Tyneside
Wildhirt, Stan (Con) Horsley Hill, S Tyneside
Wildman, Susan G. (Lab) Woodhouse Park, Manchester
Wiles, Craig (LD) Kirkburton, Kirklees
Wilkes, Dave (LD) Lingfield, Tandridge
Wilkes, Gary (Ind) Ashton-in-Makerfield, Wigan
Wilkes, Jane M. (Confel) West Leigh, Southend
Wilkie, Katie (Lab) Chorley S.W, Chorley
Wilkins, Peter (LD) Bandley Hill, Stevenage
Wilkinson, Adam D. (Lab) Sowerby Bridge, Calderdale
Wilkinson, Alex (Con) Monk Bretton, Barnsley
Wilkinson, Charlotte (Con) Worsbrough, Barnsley
Wilkinson, Christopher (Free) Petersfield, Cambridge
Wilkinson, Claire L. (Grn) Brereton, Cannock Chs
Wilkinson, Daniel R. (Lab) Park Wood, Maidstone
Wilkinson, David J. (LD) Baildon, Bradford
Wilkinson, James A. (LD) Denby Dale, Kirklees
Wilkinson, Joanna L. (Lab) Shepway, Maidstone
Wilkinson, Judy (LD) Burstow, Tandridge
Wilkinson, Maark J. (Ind) Failsworth W, Oldham
Wilkinson, Pamela J. (LD) Pantiles, Tun Wells
Wilkinson, Paula (Con) Penketh, Warrington
Wilkinson, Samuel (Con) North East, Barnsley
Wilkinson, Valerie A. (Grn) Minster, Lincoln

Willett, John (LD) Bicester North, Cherwell
Willetts, Dennis (Con) Lexden, Colchester
Willey, Andrew S. (Con) Glinton, Peterborough
Willey, Daniel J. (Grn) Charlton Kings, Cheltenham
Williams, Archer (Lab) Prince's End, Sandwell
Williams, Carwyn H. (Con) Dursley, Stroud
Williams, Clare L. (Con) Rodwell, Dorset
Williams, David W.G. (Lab) Brereton, Cannock Chs
Williams, Denzil (Con) Matson, Gloucester
Williams, Dexter (Ref) Palfrey, Walsall
Williams, Dylan J. (Lab) E. Middleton, Rochdale
Williams, Elaine R. (Ref) Birchills-Leamore, Walsall
Williams, Frankie M. (Con) Sutton, Hull
Williams, Gareth (Grn) Passmores, Harlow
Williams, George (Con) Cainscross, Stroud
Williams, Graeme D. (Con) Maze Hill, Hastings
Williams, Henry A. (LD) Stoke Park, Ipswich
Williams, Ian R. (LD) Catton Grove, Norwich
Williams, Jason (Grn) Whitton, Ipswich
Williams, Joanna L. (Lab) Reddish S, Stockport
Williams, Joanne (Lab) Linacre, Sefton
Williams, John (Lab) Hoober, Rotherham
Williams, John F. (Con) Matson, Gloucester
Williams, Kathy (Con) Longlevens, Gloucester
Williams, Keith R. (Con) Shaw, Swindon
Williams, Kim E. (Lab) Hednesford Hills, Cannock Chs
Williams, Laura (Lab) Great Ashby, N Herts
Williams, Lea A. (Grn) West Shoebury, Southend
Williams, Lesley (Lab) Amberley, Stroud
Williams, Lorna (Cit) Woodlands, Coventry
Williams, Lynne (LD) Fallowfield, Manchester
Williams, Margaret E. (Lab) Bridgemary, Gosport
Williams, Marion (Lab) Blakelaw, Newcastle
Williams, Mark (Grn) Bretton, Peterborough
Williams, Mark H. (Lab) Chertsey St Ann's, Runnymede
Williams, Matt (Grn) Tynemouth, N Tyneside
Williams, Matt (Grn) Walker, Newcastle
Williams, Nathaniel R. (Con) Wednesfield N, Wolverhampton
Williams, Nigel (Lab) Old Town, Stevenage
Williams, Nigel D. (LD) Pennsylvania, Exeter
Williams, Peter D. (Con) Stanborough, Watford
Williams, Peter J. (LD) Hilsea, Portsmouth
Williams, Rhys (Con) Gannow, Burnley
Williams, Richard (Con) Redlands, Reading
Williams, Richard N. (LD) Stannington, Sheffield
Williams, Rick (Ref) High Brooms, Tun Wells
Williams, Rob (Con) Bushbury S, Wolverhampton
Williams, Samuel P.S. (Con) Bishopston, Bristol
Williams, Sarah (LD) Bridport, Dorset
Williams, Seamus J.V. (Lab) Nascot, Watford
Williams, Sophie H.F. (LD) Bridge, Ipswich
Williams, Sophie-Jane (Grn) Whiteleas, S Tyneside
Williams, Stephen R. (LD) Westbury-on-Trym, Bristol
Williams, Stuart (Grn) Seaton, Hartlepool
Williams, Susie (Con) Newnham, Cambridge
Williams, Suzanne T. (LD) Springbank, Cheltenham
Williams, Sylvia J. (Grn) Keppel, Rotherham
Williams, Thomas H. (Lab) Hardwicke, Stroud
Williams, Tim (Con) Painswick, Stroud
Williams, Tracey A. (Con) Kingsway, Gloucester
Williams, Victoria M. (Lab) Sweyne Park, Rochford
Williamson, Alan (LD) Topsham, Exeter
Williamson, Diane (LD) Crompton, Oldham
Williamson, Ken (Con) Buckhurst Hill W, Epping For
Williamson, Nilli (Con) Deepdale, Preston
Williamson, Ollie (Lab) Park, Reading
Williamson, Samantha L.A. (First) Horwich S, Bolton
Williamson, Simon J.J. (Lab) Kingstone, Barnsley
Willingale, Myles L. (Con) Chertsey St Ann's, Runnymede
Willingham, David J. (LD) St Peter's, Cheltenham
Willington, David (Grn) Stocksbridge, Sheffield
Willis, Amanda (Ind) Englefield Green W, Runnymede
Willis, Dan (LD) Bredbury, Stockport
Willis, Lisa (Grn) Blandford, Dorset
Willis, Steven (Grn) Pitsea S.E, Basildon
Willis, Tim (Con) Wolston, Rugby
Willmore, Elaine G. (Lab) Nunnery, Worcester
Willmore, Mark (Lab) St Stephen, Worcester
Willmott, Steven F. (Lab) Portley, Tandridge
Willoughby, Alistair (Lab) Baldock W, N Herts
Willoughby, Jeryl (Lab) Letchworth S.W, N Herts
Willoughby, Stewart (Lab) Baldock E, N Herts
Wills, Chris (Lab) Withington, Manchester
Wills, Eleanor (Lab) Dukinfield Stalybridge, Tameside
Wills, Eleanor E. (Con) St Margaret, Swindon
Willson, Farris (Grn) High Street, Maidstone
Wilmar, Esbjorn R. (LD) Ferndown N, Dorset
Wilmot, Keith (LD) Soho, Sandwell
Wilmot, Kirsty E. (Grn) St Margaret's, Ipswich
Wilmot, Tom (Grn) Priory Heath, Ipswich
Wilsher, Rhianna S. (LD) Cam W, Stroud
Wilsher, Richard C. (LD) Cam E, Stroud
Wilson Craw, Allie (Grn) Wallsend N, N Tyneside
Wilson, Abigail C. (LD) Moreland, Gloucester
Wilson, Alex (Con) Kingham, W Oxon
Wilson, Andy (Lab) Eastrop, Basingstoke
Wilson, Ben (LD) S.E. Purbeck, Dorset
Wilson, Colin A. (LD) St Michael's, Sunderland
Wilson, Daniel (Grn) Pittville, Cheltenham
Wilson, David E. (LD) Anston, Rotherham
Wilson, Declan M.H. (LD) Hucclecote, Gloucester
Wilson, Denny (Lab) Castle, Sunderland
Wilson, Ian C. (Res) Hawkwell W, Rochford
Wilson, James (Ref) Southwick, Sunderland
Wilson, John A. (Con) Coxheath, Maidstone
Wilson, Karen (Cit) St Michael's, Coventry
Wilson, Karen (Grn) Battledown, Cheltenham
Wilson, Kristofer D. (Con) Whitestone, Nuneaton
Wilson, Lawrence L.R. (Ind) Ferndown S, Dorset
Wilson, Lisa K. (Lab) Heath Hayes, Cannock Chs
Wilson, Mike (Con) Dines Green, Worcester
Wilson, Nigel L. (Ref) Aughton, W Lancs
Wilson, Paris-Jade (Ind) C. Southsea, Portsmouth
Wilson, Perry (Con) Whickham S, Gateshead
Wilson, Rohan (LD) Bretton, Peterborough
Wilson, Susan M. (Con) Crawcrook, Gateshead
Wilson, Thomas J. (Con) Fulwood, Sheffield
Wilson, Tim (Con) Aldridge C, Walsall
Wilson, Tom (Grn) Southmead, Bristol
Wilson, Yonni (LD) Thames, Wokingham
Wilson, Zoe C. (Lab) Brookvale, Basingstoke
Wilson-Kerr, Tyler C. (Ind) Garforth, Leeds
Wilton, Daniel (Lab) Normanton, Wakefield
Wiltshire, David P. (LD) Portchester Castle, Fareham
Wiltshire, Kirsten (LD) Fareham Town, Fareham
Wiltshire, Martin G. (LD) Old Town, Swindon
Wiltshire, Nick (LD) Castle, Worthing
Wiltshire, Robbie (Lab) Yateley E, Hart
Wimbledon, Benn (PIP) Tarpots, Castle Point
Winchester, Claire (LD) Letchworth S.W, N Herts
Windle, Henry D. (LD) Central, Bristol
Windle, Vivienne (Lab) Banister, Southampton
Windridge, James R. (Grn) Halesowen S, Dudley
Windridge, Mark A. (Ind) Shirley W, Solihull
Windsor, Chelsea (Grn) West, Peterborough
Windsor, Helena M. (Ind) Bletchingley, Tandridge
Windsor-Peplow, Max (Ref) St Clement, Worcester
Windwood, Gill (Lab) Whitewell, Rossendale
Wingfield, Alison M. (Lab) Ongar, Epping Forest
Wingfield, Joanna T. (Con) Lee Chapel N, Basildon
Wingfield, Kevin (Con) Laindon Park, Basildon
Winkler, Peter (Con) Norden, Rochdale
Winn, Philip H. (LD) Darnall, Sheffield
Winnard, Geoff (Con) Bingley Rural, Bradford
Winsbury, Mark W. (Con) Harestone, Tandridge
Winstanley, Anne M. (LD) Bishopstoke, Eastleigh
Winstanley, Barry G. (Lab) Davyhulme, Trafford
Winstanley, Dave (Lab) Hitchin Bearton, N Herts
Winstanley, Margaret M. (Con) Winstanley, Wigan
Winstanley, Marie (Con) Aspull, Wigan
Winstanley, Michael W. (Con) Orrell, Wigan
Winston, Anna M. (Ind) Conquest, Hastings
Winstone, Steven D. (Con) Birley, Sheffield
Winter, Bex (Grn) Dore, Sheffield
Winter, Jane E. (Lab) Hutton South, Brentwood
Winter, Nathan J. (Con) Matchborough, Redditch
Winter, Rebecca (Con) St John's, Tun Wells
Winter, Sally (LD) Hinchley Wood, Elmbridge
Winter, Warwick L. (Con) Hinchley Wood, Elmbridge
Winterbottom, Anna M. (Grn) Grove Green, Maidstone
Wintrell, Tom (LD) Bevois, Southampton
Wise, Rachel (Lab) Reddish N, Stockport
Wiseman, Anthony P. (Con) Kilnhurst, Rotherham
Wiseman, Sandra (Her) Victoria, Southend
Wiskin, Graham (Res) Loughton St John's, Epping For
Wisniewska, Angelika (Con) St Stephen, Worcester
Wisniewski, Tom (Con) Claines, Worcester
Witham, Katie (Grn) Warley, Calderdale
Withers, Ash (Con) Kingswood, Hull
Withers, Bill (Con) North Town, Rushmoor
Withers, Graham (CIIP) Canvey Winter Gdns, Castle Pt
Withers, Graham (Ind) Rusthall, Tun Wells
Wlson, Glen (Ind) Amblecote, Dudley
Wolf, Lee (Ind) S. Middleton, Rochdale
Wolff, Robert F. (Grn) Burmantofts, Leeds
Wolstencroft, Marion R. (LD) Hatch Warren, Basingstoke
Wong, Dominic L.Y. (LD) Hook-with-Warsash, Fareham
Wood, Andrew N. (Grn) Bradford Moor, Bradford
Wood, Carol (Lab) Newport Pagnell N, Milton Keynes
Wood, Chris (Con) Eggbuckland, Plymouth
Wood, David (Ref) Penistone West, Barnsley
Wood, David L. (Lab) Walker, Newcastle
Wood, Jane (Grn) Little Hulton, Salford
Wood, Jane V.B. (Grn) Earby, Pendle
Wood, John (Grn) Windhill, Bradford
Wood, Josh (Lab) St Andrew's, Swindon
Wood, Karen D. (Lab) Avenue, Hull
Wood, Kenneth G. (Ind) Simonside, S Tyneside
Wood, Kyle M. (Yorks) Bowling, Bradford
Wood, Lee (Lab) Fareham Town, Fareham
Wood, Linda M. (LD) Washington C, Sunderland
Wood, Nicholas D. (UKIP) Oxshott, Elmbridge
Wood, Paul A. (TUSC) Freshney, NE Lincs
Wood, Sarah L. (LD) Bassett, Southampton
Wood, Vi (LD) Pedmore, Dudley
Woodall, Ian (Lab) Headless Cross, Redditch
Woodall, Lewis C. (Lab) Bamford, Rochdale
Woodard, Stephen (Con) Nascot, Watford
Woodcock, Alan G. (LD) E. Ecclesfield, Sheffield
Woodcock, Hayley (Con) Denton S, Tameside
Woode, Carl A. (LD) Gillingham, Dorset
Woodhead, Geoffrey F. (Lab) Nork, Reigate
Wood-Hope, Carmen (WEP) Weaste, Salford
Woodland, John S. (Lab) Bramley, Rotherham
Woodland, Morgan (Grn) Charlton Kings, Cheltenham
Woods, Alan (Con) Helmshore, Rossendale
Woods, Jade (Lab) Bandley Hill, Stevenage
Woods, Michael (LD) Castledon, Basildon
Woods-Brass, Sam D. (Ref) St Anne's, Sunderland
Woodvine, Max (Con) Saddleworth S, Oldham
Woodward, Christopher J. (Con) St James', Tun Wells
Woodward, Grace (Grn) Hitchin Priory, N Herts
Woolf, Daniel J. (Ind) Barton, Gloucester
Woolgar, James (Con) St Peter's Parish, Worcester
Woolhouse, Ann D. (LD) Beighton, Sheffield
Woolley, Dave (Lab) Kingswinford S, Dudley
Woolmer, Margaret K. (Con) Stanley, Wakefield
Woolmer, Tim (Con) Wakefield N, Wakefield
Woolner, Grant S. (Con) Twyford, Wokingham
Worcester, Paul L.A. (Con) Eccles, Salford

Wormington, Rob (LD) St James', Tun Wells
Worrall, Richard S.W. (Grn) St Peter, Plymouth
Worsfold, Benedicta G. (LD) Herongate, Brentwood
Worsfold, David H. (LD) Shenley, Brentwood
Worthington, Stuart J. (LD) Leigh C, Wigan
Wotton, Steve (LD) Horley W, Reigate
Wragg, Elliott J. (Lab) Redhill E, Reigate
Wraith, Claire S. (TUSC) Stocksbridge, Sheffield
Wratten, Clare (Grn) St Nicholas, Worcester
Wray, Chris (LD) Dodworth, Barnsley
Wren, Paul (Lab) Matchborough, Redditch
Wren, Tom (LD) Chells, Stevenage
Wrexal Holborow, Samantha J. (Lab) Freshney, NE Lincs
Wright, Aimee (Lab) Shevington, Knowsley
Wright, Alan W. (LD) Mancroft, Norwich
Wright, Dee (Grn) Wonston, Winchester
Wright, Donna (Lab) Hitchin Walsworth, N Herts
Wright, George J. (Con) Stanford E, Thurrock
Wright, Hannah (Con) Horwich N, Bolton
Wright, Harry (LD) St David's, Exeter
Wright, Henry D. (LD) Abbey, Reading
Wright, James (LD) Eaton, Norwich
Wright, James A. (Lab) Bucklow-St Martin's, Trafford
Wright, John (Lab) Walkley, Sheffield
Wright, Jonathan B. (Con) Fleet E, Hart
Wright, Julia A. (LD) Firth Park, Sheffield
Wright, Linda I. (Lab) Callerton, Newcastle
Wright, Mark L. (TUSC) Gossops Green, Crawley
Wright, Michael C. (Grn) Weddington, Nuneaton
Wright, Nathan C. (SDP) Horsforth, Leeds
Wright, Nick (LD) Dorking S, Mole Valley
Wright, Paul J. (Lab) Davenport, Stockport
Wright, Penny (Grn) Wickford N, Basildon
Wright, Sam (Ref) Peartree, Southampton
Wright, Simon A. (LD) Lostock, Trafford
Wright, Stephen W. (Ref) Manor House, Hartlepool
Wright, Steve (Lab) Bewsey, Warrington
Wright, Steven D. (LD) Holyrood, Bury
Wright-Mason, Daniel (Lab) Hitchin Walsworth, N. Herts
Wrightson, Daniel (Con) South Elmsall, Wakefield
Wrigley, Amy L. (LD) Saddleworth S, Oldham
Wroe, Gillian E. (LD) Rumworth, Bolton
Wyatt, Andrew C, (Lab) Dorchester W, Dorset
Wyatt, John C. (LD) Blythe, Solihull
Wyatt, Matthew P. (Con) Bandley Hill, Stevenage
Wyatt, Paul (Con) Lower Stoke, Coventry
Wyatt, Pete (TUSC) Redbridge, Southampton
Wyatt, Stephanie (Grn) Bredbury Green, Stockport
Wych, Christine (Ind) Penketh, Warrington
Wye, Tim (Grn) Ashley, Bristol
Wylde, Bernie (Con) Bredbury, Stockport
Wylie, David J. (Con) Ingatestone, Brentwood
Wynne, Alex (LD) Bramhall N, Stockport
Wynne, Bernard P. (Ind) E. Middleton, Rochdale

X

X, None Of The Above (Nodesc) Langdon Hills, Basildon
Xie, Charlie (Ref) Nascot, Watford

Y

Yaqub, Maryam (Lab) St Martin's, Basildon
Yardley, Robert (Con) Oldbury, Sandwell
Yarwood, Keith (Grn) Hill Forts, Dorset
Yasin, Aamer (Ind) Moorside, Bury
Yasir, Muhammad (Ind) Medlock Vale, Oldham
Yasseen, Taiba (Ind) Boston Castle, Rotherham
Yates, Adam (Lab) Ormskirk E, W Lancs
Yates, Chris (Con) Hedge End N, Eastleigh
Yates, Clare M. (Lab) Overton, Hyndburn
Yates, Edward A. (Con) Bishopston, Bristol
Yaxley, Tom (Con) Hednesford Hills, Cannock Chs
Yearsley, Alan (Grn) Birley, Sheffield
Yeatman, Ian (IOA) Cowley, Oxford
Yeo, Helen C. (Grn) Goudhurst, Tun Wells
Yeo, Helen E. (TUSC) Plympton Erle, Plymouth
Yeo, Matt (Lab) Caversham, Reading
Yerrell, Shane P. (Con) Waltham Abbey W, Epping Forest
Yetkin, Mehmet (Con) St Michael's, Coventry
Yianni, Beni (Lab) Ifield, Crawley
Young, Alexander (Grn) Broadheath, Trafford
Young, Andrew D. (Con) Baldock W, N Herts
Young, Ayden L.E. (Grn) Penn, Wolverhampton
Young, Charlie M. (Lab) Appleton, Castle Point
Young, Dean (TUSC) Derby, Sefton
Young, Helen M.E. (Con) Hednesford Pye Grn, Cannock Chs
Young, Iain D. (LD) Chalk Valleys, Dorset
Young, Julie A. (Lab) Greenstead, Colchester
Young, Maureen (Con) Dormansland, Tandridge
Young, Nuala A. (Grn) Hinksey Park, Oxford
Young, Paul (LD) Molyneux, Sefton
Young, Robert J. (Grn) Gainsborough, Ipswich
Young, Shirley R. (Lab) Shirley S, Solihull
Younis, Shahid M. (Con) Bulmershe, Wokingham

Z

Zadok, Leon (Grn) Little London, Leeds
Zafar, Mikaeel (Nodesc) Nunnery, Worcester
Zafar, Naheem (Ind) Fort Royal, Worcester
Zamaan, Mustapha (Lab) Bradwell, Milton Keynes
Zaman, Sadia (Lab) Park, Calderdale
Zaman, Sagheer (Lab) Fairfield, Warrington
Zaman, Shadman (Ind) Pilkington Park, Bury
Zaman, Tariq M. (LD) Graves Park, Sheffield
Zambo, Max (LD) Hill Head, Fareham
Zhao, Chen (Con) Walton N, Elmbridge
Zimmer, Rachel F. (Ref) Milton, Portsmouth
Zinica, Ana-Maria (Con) Blakenall, Walsall
Zmarzlik, Jacek (Grn) Nunnery, Worcester
Zok, Zoran C. (Ind) Ince, Wigan
Zorba, Sedat (Con) Park, Tun Wells
Zukowska, Anna (Grn) Hawks Green, Cannock Chs
Zukowskyj, Paul M. (LD) Welham Green, Wel-Hat
Zurawinski, Arek (Con) Barming Heath, Maidstone
Zychowski, Alex (Liber) Basing, Basingstoke