

The
2017
Almanac of
Council Elections
Volume 3: Wales

Adam Gray



The Council Elections Almanac
2017
volume three: Wales

Acknowledgements

Results compilations like this are only possible thanks to the increasingly efficient work of the local authorities concerned in publishing their results. Some Welsh councils proved much more helpful in producing results, turnout and electorate figures: Denbighshire stands out in this respect.

I am also immensely grateful to the Local Elections Centre at Plymouth University for providing some historical electoral data used in this publication; and more importantly for the friendship, support, identification of errors and exchange of ideas Professors Michael Thrasher and Colin Rallings of that centre have provided throughout the year. This has enabled me to continue improving the layout and presentation of results.

The by-elections archive maintained by Keith Edkins at gwydir.demon.co.uk/byelections was also vital in ensuring the compilation of five years of by-election results.

The illustration on the cover is of Monmouth Town Hall.

Contents

Introduction	5
Council by council	9
Key to party descriptions	14
Overview of results: seats won	15
Overview of results: vote share	15
Overview of results: candidates fielded	16
Control of Welsh councils: 1973-2017	16
Control of Welsh councils map	17
2017 Wales ward map	18
2012 Wales ward map	19
Guide to results	20

County results:

Blaenau Gwent	21
Bridgend	25
Caerphilly	31
Cardiff	37
Carmarthen	43
Ceredigion	50
Conwy	56
Denbighshire	62
Flintshire	67
Gwynedd	74
Isle of Anglesey	82
Merthyr Tydfil	85
Monmouthshire	89
Neath Port Talbot	95
Newport	101
Pembrokeshire	106
Powys	113
Rhondda Cynon Taf	121
Swansea	128
Torfaen	134
Vale of Glamorgan	139
Wrexham	144

By-elections	150
Index of candidates	155

Introduction: Welsh Independents Day

The publication of a Welsh general election opinion poll on 24th April 2017, which put the Conservatives on 40%, Labour on 30%, Plaid Cymru on 13% and the Lib Dems on 8% in the principality, caused a political uproar - and understandably so. As Professor Roger Scully of the University of Cardiff wrote as narrative to that poll:

"Something extraordinary could be about to happen. Wales is on the brink of an electoral earthquake. The Conservatives appear to be on course to win the majority of Welsh parliamentary seats for the first time in the democratic era, while Labour faces losing a general election in Wales for the first time since 1918."

A week and a half later Wales went to the polls to elect 1,224 councillors to 22 unitary authorities. The outcome of those elections got somewhat buried under the more sensational headlines of a huge Conservative resurgence in Scotland and another impressive landslide in the English Counties. Suffice it to say that Wales voted differently.

To be fair, that poll which pushed expectations of Conservative success - even within the Conservative Party - sky-high, contained some less spectacular news for them in terms of council election voting intentions. It put Labour on 28%, the Conservatives on 26%, Plaid on 19%, the Lib Dems on 7%, UKIP on 8% and others - principally independents on 12%. That still represented a big swing from Labour to the Conservatives.

Polls of Welsh local government voting intentions are far more difficult to get right than elsewhere for reasons we will come to, and local government voting intentions are generally harder to call correctly than national voting intentions because there is a wider mix of motivations: many use council elections as a referendum on the government of the day instead of a choice of councillors.

But even those figures substantially overstated the eventual Conservative vote and understated Labour (whereas the pre-2012 election poll had considerably overstated Labour). The eventual outcome was:

Labour	293,401	30.7	-4.9
Independents	219,134	22.9	-0.6
Conservatives	183,930	19.2	+6.5
Plaid Cymru	157,098	16.4	+0.7
Liberal Democrats	65,173	6.8	-1.2
Green	11,373	1.2	0.0
UKIP	10,321	1.1	+0.8
Others	15,734	1.6	-1.4

Table 1: votes won in 2017 with vote share change from 2012 (2012 figures exclude Isle of Anglesey which did not elect until 2013)

In no way can these results be regarded as a good result for Labour: barely scraping 30% and losing 117 councillors; two thirds to the Conservatives, one third to Plaid Cymru. The party lost control of Blaenau Gwent and Merthyr Tydfil.

Indeed, viewed through a prism devoid of those sensational spring polls, the Conservatives demonstrated ongoing momentum: from just 42 Welsh councillors in their disastrous 1995 election to just over 100 in 2003 and 2012, and on to 185 in 2017. That is solid progress.

But even the modest target of gaining majority control of Monmouthshire and Vale of Glamorgan eluded them: they won just the former outright. In this sense 2017 was the exact mirror of the 1990 elections, when generally poor results were portrayed as a triumph by then Conservative Party chairman Kenneth Baker because of a handful of contrarily excellent results in London. 2017 is perceived as a failure for the Conservatives despite advancing; and Labour is perceived as impressive despite some grim results - results that just weren't as bad as in England and Scotland.

One other point to note, because it helps understand why the polls struggle to actually measure local government elections in Wales. UKIP won 8% support in that poll - and that may well have been an accurate measure of support for the party at that moment. But UKIP actually polled 1% in real votes, cast in real ballot boxes. How can both propositions be true? Simply because UKIP fielded just 79 council candidates (the Green Party fielded 80). Just 4% of the electorate were given the opportunity to vote for the party. You cannot win if you do not stand. And, as we look at next, how can an opinion poll measure voting intentions accurately when the intended isn't available in that council ward?

Council elections in Wales are not fully developed affairs, by which I mean in very few cases are they genuine multi-party battlegrounds. This can best be shown in the following table which shows the percentage of seats each party contested in the past five elections:

	Con	Lab	LD	PC	Ind	Oths
2017	49.9	74.9	22.3	46.4	63.4	17.9
2012	46.6	72.5	27.8	45.7	49.1	16.3
2008	40.5	69.0	34.4	40.8	45.3	15.9
2004	27.6	73.9	33.6	43.3	43.5	16.5
1999	26.2	76.1	32.8	35.2	36.6	10.7

Table 2: percentage of seats contested

Whereas in England the Conservatives contested 97% of the seats in Wales they managed to field candidates in less than half the seats: and that's a high-point for the party. Even Labour, the dominant party of Wales since time immemorial, let 1 in 4 seats go without a candidate. In England, despite the county councils being Labour's least favourable territory of the electoral cycle, they contested 92%. The Lib Dems fought 80% of seats in England and 22% in Wales. The big difference is that independent figure: 63% in Wales, 24% in England.

Remove Cardiff, Newport and Swansea - the big cities where party political competition is embedded - and you are left with council after council where these elections are typically an incumbent vs. one or two others. In the valleys, where Labour remains dominant, and with only a few exceptions they are challenged solely by independents. In mid and west Wales, independents have been every bit as dominant as Labour has in the valleys and here Plaid is typically the challenger, with occasional interventions by Labour. Likewise, Gwynedd is a Plaid-independent battleground, flavoured a little in recent years by the breakaway Llais Gwynedd.

North Wales is a curious mix: councils here give the appearance of being a multi-party mix - indeed several parties and descriptions end up being represented on the councils, but dig down into the ward results and you see a pattern much more typical of mid

Wales. Each party has its fiefdoms, usually only challenged by one or two others.

This table shows the numbers of seats won by each party in the council elections going back to 1995 and makes the Conservative performance look a little better. Since their low, low watermark of 1995, the Tories have added 140-odd councillors, while Labour has lost 260.

	Con	Lab	LD	PC	Ind	Oths
2017	185	460	62	203	305	15
2012	104	577	72	158	286	27
2008	174	346	166	206	334	40
2004	107	479	146	175	321	35
1999	75	563	98	205	295	34
1995	42	726	79	113	292	20

Table 3: seats won by party in the Welsh unitary councils - 1995 to 2017

Prior to the reorganisation of Welsh councils in 1995 several of the previous districts elected by thirds making seat comparisons difficult. This table shows the results of the now-abolished Welsh county councils for a more consistent look at party fortunes since the local government reorganisation of 1974:

	Con	Lab	LD	PC	Ind	Oths
1989	36	281	22	25	130	34
1985	50	273	36	20	134	8
1981	74	289	21	21	136	6
1977	143	195	11	38	191	
1974	74	277	23	21	184	

Table 4: seats won by party in the Welsh county councils - 1974 to 1989 (others included in independent tally for 1974 and 1977)

And this shows the vote shares won by each party in the elections since 1995. Again, the caution that these shares are heavily influenced by the proportion of seats parties contest, is important.

	Con	Lab	LD	PC	Ind	Oths
2017	19.2	30.7	6.8	16.4	22.9	3.9
2012	12.7	35.6	8.0	15.7	23.5	4.5
2008	15.6	26.6	13.0	16.8	22.9	5.1
2004	11.0	30.6	13.9	16.4	22.6	5.5
1999	10.1	34.4	13.4	18.2	19.1	4.6
1995	8.1	43.6	10.2	12.5	20.3	5.1

Table 5: vote shares won by party in the Welsh councils - 1995 to 2017

Labour: the slow drift away continues

Labour's grip on much of Wales goes as deep as many of the seams in the now abandoned coalfields. Consider: Labour polled 30% of the vote, won 37% of the seats and controls 41% of the councils (two without a majority). But here's the crucial statistic: Labour controls councils that cover 56% of the population. If governing the most people is the principal purpose of an election then it matters less who controls the councils of Anglesey, Ceredigion and Carmarthenshire: it's Cardiff, Newport and Swansea that are the glittering prizes.

Although Labour easily rebuffed the Conservative challenge in Cardiff and Newport; and denied them a majority in the Vale of

Glamorgan, they did so on the back of dismal vote shares: 35% in Cardiff, 36% in Newport, 27% in the Vale. In essentially two-way races in their valley heartlands of Blaenau Gwent and Merthyr Tydfil they managed 39% and 42%. Just contemplate for an instant the fact that 61% voted against Labour in the valleys once represented by Aneurin Bevan and Michael Foot.

And yes, Labour staved off a result as grim as 2008 when they plumbed the depths - managing just 27% across Wales. But what is the crucial difference between 2008 and 2017? It is that in 2008 Labour was the party of government at Westminster, experiencing mid-term unpopularity unknown by the party since the Callaghan government in 1978. In 2017 Labour, in opposition against a Conservative government in its seventh year of office, did barely better than Gordon Brown at his worst.

Nonetheless, Labour harboured fears of doing worse and they did not. There was no backlash from the areas that voted leave in the EU referendum (though the council that had the largest leave vote: 61%, was Blaenau Gwent, which Labour lost - but not because of the referendum), though given the absence of the Conservatives and UKIP from swathes of the valleys there was little chance for voters to lash back even had they wanted to.

Saltney Mold Junction	Flintshire	89.9%
Lower Loughor	Swansea	84.9%
Lower Brynamman	Neath Port Talbot	82.5%
Gilfach Goch	Rhondda Cynon Taf	78.5%
Bettws	Bridgend	78.4%

Table 6: the five biggest Labour ward vote shares

Llanbadoc	Monmouthshire	5.8
Groeslon	Gwynedd	5.4
Garden Village	Wrexham	5.1
Trellech United	Monmouthshire	4.8
Coychurch Lower	Bridgend	4.0

Table 7: and the five weakest (excluding those seats they did not contest)

There are two competing trends affecting Labour in Wales. The first is their continuing solidity in large towns and cities. It is highly probable that had this outcome in terms of vote share had occurred in the 1970s or early 1980s the votes would have distributed themselves in a way that gave the Conservatives control of Cardiff and possibly Newport. They didn't fall this time because both have changed demographically, Cardiff especially.

The second is the gradual, but inexorable softening of what was once an absolute loyalty in its rural strongholds. Well over three quarters of Labour's losses occurred in south Wales. In part that's hardly surprising given it is where the bulk of Labour's vote is, but in mid and west Wales Labour actually made a net two gains; whilst in the north outside Wrexham just eight losses.

Of course, no region of Wales votes as one: Labour put in quite a strong performance in West Glamorgan, suffered a big slump in votes that was not reflected in an especially traumatic loss of seats in Mid Glamorgan; held up well in South Glamorgan but did very badly in Gwent. In North Wales the difference between the way neighbouring Flintshire and Wrexham - both gritty, heavily industrial council areas - voted is stark.

One of the surprises of the 2017 general election was how robustly Labour bounced back from its underwhelming council

results (and indeed from the 2015 general election). Labour gained eighteen percentage points on the council elections - far more than the Tories added. This is hard to analyse in terms of the council elections: compared to 2015 Labour's rise almost entirely matches the decline of UKIP - no such comparison can be made against the council elections because of UKIP's essential absence from these contests. There was nothing in the council elections that indicated that Labour was likely to regain Vale of Clwyd (Labour lost seats in Prestatyn, Rhuddlan and Rhyll); or Cardiff North; nor hold Clwyd South or Wrexham.

So, from a general election perspective Labour's support looks as robust as ever. But the general election was a bizarre and possibly atypical event and it would be unwise to place too much emphasis on those results. The council elections paint a much less rosy picture for Labour in Wales while that extraordinary opinion poll, which began this narrative, suggests that voter volatility is greater than ever. Labour can no longer take its vote for granted in Wales.

Conservatives: the recovery continues

Twenty-two years on, the Conservative Party is still recovering from the utterly appalling rout it experienced in the 1995 council elections: the peak year of Tony Blair's opposition leadership. The Tories polled just 8.1% and won just 42 seats. They went on to lose every single parliamentary seat in Wales in the 1997 general election and, even four years later, could only attract one vote cast in every ten, giving them 75 councillors in the principality.

Everything since has been about recovery, though there is a ceiling to Conservative advancement. Fully one third of Welsh councils have no Tory representation on them. That's bad, but it might not be quite so grim if the Conservatives actually turned up to the fight. Just look at the paucity of Tory candidacies across a swathe of the principality: 1 in Merthyr, 3 in Blaenau, Ceredigion and Gwynedd; 5 in Anglesey; 13 (out of 64) in Neath; 17 (out of 63) in Flintshire; 20 (out of 63) in Wrexham.

Many of these limited showings are simply because the Conservatives lack the membership and organisation across so much of Wales to do better. But the number of candidates a party fields speaks to the seriousness of their electoral challenge and too often it feels as though the Conservatives are translucent: not really here other than spiritually.

That's not to say there are not pockets of remarkable Conservative strength here, though each of these wards has a very small electorate:

Llanarmon-Yn-Ial/Llandelga	Denbighshire	85.5
Rossett	Wrexham	82.5
Llanwern	Newport	78.9
Llarhaeadr-Ym-Mochnant	Powys	78.3
Peterston-Super-Ely	Vale of Glamorgan	76.0

Table 8: the five biggest Conservative ward vote shares

The question for the Conservatives is: "who do they target next?" Do they try to emulate the feisty Ruth Davidson style urban liberal conservatism that enabled the Scottish Conservatives to make progress in suburban seats? The problem with this is that there is no Welsh version of Ruth Davidson, and even if there was the number of seats that might put in play is marginal in Wales. Or do they pursue the Theresa May strategy of attempting to appeal to a more working class type of voter, who has come to identify less and less with Labour? That strategy appeared to be working until

Mrs May proved such a poor campaigner and UKIP voters returned to Labour's fold.

Adamsdown	Cardiff	4.9
Abersoch	Gwynedd	4.9
Tonyrefail East	Rhondda Cynon Taf	4.6
Penllergaer	Swansea	3.0
Stansty	Wrexham	1.1

Table 9: and the five weakest (excluding those seats they did not contest)

In terms of the sort of seats the Conservatives do not hold this is the more logical strategy to follow, but it will mean significantly upping their organisational capacity and it may not bear any fruit. After all, just because Labour's vote may be softening does not mean it is going Conservative: there is still deep institutional antipathy - maybe hostility - to the party that closed their mines and steelworks and other heavy industry.

Incrementally, the next targets for the Conservatives might be winning more than 200 council seats and perhaps aiming for a quarter of the votes cast. That is possible, but only if they become a party that contests more than half of Wales.

Plaid Cymru: going nowhere fast

As much divides as unites the Welsh and Scottish nationalists, principal amongst them nationwide electoral success.

In council elections, Plaid seems to be stuck on a yo-yo: modest gains one cycle, followed by modest losses the next. The occasional breakthrough in the valleys - once Rhondda Cynon Taf, once Caerphilly - followed by an easy Labour recapture at the first opportunity. The constant struggle to try to expand the party's appeal beyond heavily Welsh-speaking enclaves little closer to being achieved nearly 100 years after the party was founded.

2017 was one of Plaid's slight "up" years: they added less than a percentage point to vote share but netted an extra fifty seats. Half those gains came in just three councils: Carmarthen (+8), Neath Port Talbot (+7) and Rhondda Cynon Taf (+9). These are decent enough gains, but, with the exception of Carmarthen, came in councils with massive Labour majorities, now trimmed a little.

But in their top targets of Gwynedd and Ceredigion plaid struggled. Yes, they regained Gwynedd with three seats added; but they missed out on Ceredigion by only managing one gain (this didn't, of course, prevent them from winning the parliamentary seat in the subsequent general election). They also made very little progress in Anglesey, which they did not re-capture.

It is unsurprising that Plaid's biggest vote shares are in its Welsh-speaking heartlands:

Cenarth	Carmarthenshire	86.1
Llanfihangel Aberbythych	Carmarthenshire	84.0
Aberystwyth Bronglais	Ceredigion	81.0
Melindwr	Ceredigion	79.2
Llanbedr	Gwynedd	77.5

Table 10: the five biggest Plaid ward vote shares

Nor is it surprising that its weakest wards are in very non-Welsh speaking areas:

Rogerstone	Newport	4.9
Adamsdown	Cardiff	4.8
Drybridge	Monmouthshire	3.3
Pembroke Dock Central	Pembrokeshire	3.0
Lisvane	Cardiff	3.0

Table 11: and the five weakest (excluding those seats they did not contest)

Short of some catalysing referendum on independence, which in any event would probably not work out the same way for Welsh nationalists as their Scottish counterparts, given that Wales is a good deal less supportive of independence (and remember that devolution only just passed the referendum threshold) it is difficult to see what will propel Plaid to the next level.

They haven't really even locked up the "vote for us if you don't like Labour" camp in the way the Lib Dems traditionally did in England, not least because Labour and Plaid are both left-of-centre parties that would pursue broadly similar social policies competing over the same set of electors. Labour voters that dallied with UKIP are hardly likely to vote Plaid, especially given that Plaid seems to make it quite clear it doesn't want such votes. Nor, given where it is positioned, is Plaid likely to gain Conservative votes, and the Liberal Democrats don't have sufficient support for Plaid to prosper much, even if they could harness any more of it.

Plaid's inseparable identity as, principally, the party of Welsh-speaking Wales is both its strength and its weakness. Its strength because these areas provide a resolute foundation for electoral viability. But its weakness because they also hold the party back somewhat from being relevant to those for whom Welsh nationhood is not only not a priority, but not even something they want to achieve. Until it resolves this dichotomy, Plaid Cymru is probably going to have the ceiling and floor of the results it achieved in 2017 and 2012.

Independents: the end of an era?

There are two types of independents in Wales, and they fared very differently in 2017. In the midst of the country there are four councils which independents have governed for most, if not all, their existence. In these councils independents have faced minimal challenges until recent years. In 2017 37 independent seats were lost in these four councils, the most being 18 in Powys.

Then there are what might be called the Labour heartland independents. In three valleys councils: Blaenau Gwent, Caerphilly and Merthyr Tydfil, plus Wrexham - the heart of the north Wales coalfield, where party political opposition to Labour is seriously curtailed, independents made 50 gains, 28 of them in Blaenau.

Labour heartland independents	+50
Mid Wales incumbent independents	-37

Overall, these changes actually boosted the number of independents elected in 2017; they ended up controlling one extra council. But I contend that this flatters to deceive. Welsh independent councillors are not thriving: they are wilting, because the loss of seats independents have held for generations has far more consequence than the new seats they have won, and will probably lose back to Labour sooner or later, in the coalfields.

It is of course possible that independents can win back in future elections seats lost this time. In rural seats especially, with electorates sometimes in the hundreds, personalities often matter far more than party affiliations. But 2017 was not the first year

independent councillors with long records of service have stood down: in the past they were replaced by different independents. In 2017 they were replaced by party candidates (and, indeed, several incumbent independents elected in 2012 decided to stand under a party banner in 2017). Something has changed, especially in Powys - and perhaps it started when the Conservatives gained the Montgomeryshire constituency in 2010; less so their gain of Brecon and Radnorshire in 2017.

This is not to suggest that independents are under any immediate threat of extinction: they attracted the second-largest amount of votes and contested far more seats in 2017 than in 2012 (an increase that also helped disguise their overall weakening). Perhaps the changes are a one-off, or perhaps they simply mean that independents are just no longer getting the free ride they once did in their fiefdoms.

But the decline of independents in England is very real, and happened relatively quickly. Independents also suffered big losses in parts of Scotland that have similar histories of unbroken independent representation. It is more likely that the fate of the independents of mid and west Wales are part of this steady trend than that they are not.

Council by council

Blaenau Gwent



If every Welsh result had been as grim for Labour as Blaenau's the party would have had an unprecedentedly bad election night. Labour lost 20 (61%) of its seats; 19 to independents and 1 to Plaid. Labour's vote slumped from over 50% in 2012 to below 40% this time.

The main parties are exceptionally weak in Blaenau: the Conservatives, for example, fielded just 3 candidates; Plaid 6; the Lib Dems no candidates whatsoever. That weakness actually hurts Labour because it enables the non-Labour vote to unite behind one single opponent: in this case independents.

This is not the first time Labour has been in trouble in Blaenau: they lost the council in 2008, and lost the parliamentary seat briefly after a selection row. It's highly unlikely that Labour will not recapture the council at some point in the future, but what it does show is that the party's vote in this area that Nye Bevan and Michael Foot represented is softening rapidly. And once people lose the habit of voting for a party politics eventually become much more fluid.

Bridgend



From one borough lost by Labour to another. The M4 between Cardiff and Port Talbot not only travels through a large part of Bridgend borough but bisects it into two very different halves. To its south is most of the Bridgend constituency, a semi-marginal the Conservatives can win in very good years. To the north is the Ogmere Vale, the end of the Welsh valleys with voting patterns to suit: the Tories contest very little here and it's mainly a battle between Labour and independents, with Plaid interceding sporadically.

These two halves contrast sharply with the Bridgend section far more pluralistic in its electoral battles. The Conservatives markedly upped their activism in this half in 2017 and it bore fruit: they gained ten seats and, in those wards that comprise the Bridgend constituency, narrowly outpolled Labour: 30.7% to 29.1%. Most of the Conservative gains came in a ring of suburban wards around Bridgend itself. They also won a suburban Porthcawl ward.

But even though they polled 21%; their best since the borough was created in its present form in 1995, and even though their eleven seats is the most they have won over the same period; and even though they were starting from a base of just one councillor these were still not all that impressive results for the Conservatives. At the peak of Conservative support in Wales (just before an epic crash between these elections and the surprise General Election) voters here had to be crow-barred into switching for the party. More switched from Labour to independent than from Labour to Tory. It might even be the case that the Conservative advance came almost entirely from other parties: while they rose 8 points the Lib Dems fell 7, for example.

Labour is only two seats from regaining control of Bridgend. That said, their 36% of the vote is their second-worst performance here and the 30% who voted independent in particular is a big worry for them. But also a big pool of voters to win back.

Caerphilly



A straightforward indication of the very poor council elections Plaid Cymru had is their dismal performance in Caerphilly. This is a borough they ran with a majority between 1999 and 2004; and one they achieved parity with Labour in between 2008 and 2012. Yet in 2017 they lost two seats net. That was slightly unfortunate insofar as they actually added four percentage points to their vote share; while Labour lost eight but ended up net unchanged.

Caerphilly is, alongside Rhondda, Cynon, Taf, one of the larger valleys boroughs contributing to three of the principality's current constituencies: Caerphilly itself, Islwyn and the Rhymney bit of Merthyr Tydfil and Rhymney.

This is pretty much a straight two-way fight: even the independents so strong in the valleys to the east and west aren't especially competitive here. The Conservatives polled just under 9% - and that was their best performance ever.

Cardiff



Labour had serious worries about losing Cardiff given the atrocious polls that were fluttering around at the time of the elections. In the end they hung on with a majority of five seats, losing only eight and gaining two: a decent result (though far weaker than if the elections had coincided with the general election four weeks later).

The Conservatives advanced significantly, gaining 13 seats all in the northern and north-western suburbs. They outpolled Labour in the Cardiff North wards by 6%; but didn't get at all close in the theoretically at risk Southern and Western divisions.

Even though the Liberal Democrats lost Cardiff Central in the 2015 general election it remains their stronghold. They tend to poll better in council than general elections and this year was no exception, winning it 36% to 33% for Labour - by far their highest vote in Wales in 2017. In fact their vote only fell by 1.5%, albeit costing them five seats. For the first time since the 1991 election they are no longer the principal opposition group.

Plaid has a nominal presence in Cardiff, holding one western ward though it must also be noted that they too polled more votes than the Lib Dems for the first time ever. Their vote just isn't as well distributed.

2017 was the Conservatives' best chance in a generation to either capture, or at least deprive Labour of, control of the capital city. But as with so many cities across the United Kingdom, they no longer seem able to break into the sort of less affluent, more metropolitan wards that enabled them to win three of the four constituencies here as recently as 1983. It's hard to see Labour losing Cardiff now, especially as they were able to win this time with just 35% of the vote.

Carmarthenshire



The story of the 2017 elections in Mid and West Wales was not the mediocre performance of Labour: it was the collapse of the independents. There is a big difference between what are essentially fluctuating protest votes in opposition to Labour in

the valleys and the north, and the historic dominance of independents throughout mid and west Wales.

In Carmarthenshire the independents lost nine seats, almost handing majority control of the council to Plaid Cymru: just two seats shy of it. The independents now have half the seats they won in 2008 and their sub-25% vote share is their lowest, by far.

Labour, who came close to winning a majority here in 1995 when they were able to win the Carmarthen constituency, have essentially been pushed back to their Llanelli heartland but now find themselves with the second-largest amount of seats AND the second-largest share of the vote across the county for the first time ever.

Even though you might perhaps expect the Conservatives to find much more fertile territory in the rolling mid-Wales countryside compared to the southern valleys this is most assuredly not the case here. Their 7.5% share compares favourably to the 0.6% they managed in 1999 but the most Tory councillors Carmarthenshire has ever experienced is one, and they didn't even manage that in 2017.

Ceredigion



Immediately north of Carmarthenshire is Ceredigion, the long sweeping county that curls around Cardigan Bay. And, like Carmarthenshire, Plaid Cymru came close to - but just missed - snatching majority control of the council.

Plaid made four gains - more than enough to win a majority but, alas, they also lost three; and they needed at least a net advance of two to take the council.

This is as dismal a council for the Conservatives as any in Wales: they polled just 1.1% across the entire county but, in their defence, only fielded three candidates. Perhaps if the trend of declining support for independents continues the Conservatives will step up their activism. Likewise, Labour seem content with their one seat in the university town of Lampeter.

It is the Liberal Democrats that surprise a little in Ceredigion. Given that they have won the parliamentary constituency, which has had coterminous boundaries to the council for much of its existence, one might have expected them to have done so from a strong local government base, as they have in most of the other places they have been strong. The Lib Dems tend to poll just under a quarter of the vote in local elections in Ceredigion - a fairly stable vote but one which only nets them a handful of seats, mainly in the county's other university town: Aberystwyth. As of now it is, in fact, Plaid that has used its local government base to snatch the parliamentary seat, though they too have a pretty stable vote share of, typically, just under 40%.

Is Ceredigion the exception that proves the rule in respect of my narrative of the independent decline. At face value perhaps: the independents' loss of just two seats is hardly dramatic, and they actually increased their vote share by 1%. But look a little closer, and over a somewhat longer run, and the pattern is the same: there are today half the independent councillors in Ceredigion that there were in 1995 and their vote share is down around 10 points. Simply put the independent decline is happening but at a slower pace and one that started earlier than in neighbouring authorities.

Across the Welsh border to Shropshire the local government reorganisation that occurred there and the abolition of district councils that independents controlled all but eradicated their

presence. Ceredigion is about to get reorganised into a larger authority. There is at least a decent chance that the same thing will happen here.

Conwy



Tourist resort north Wales is essentially split between two councils: Denbighshire, where can be found Rhyl and Prestatyn; and Conwy, which includes Colwyn Bay and Rhiv.

These two councils are similar in that they comprise a heavily-populated coast but extend south into sparsely populated rural Clwyd which is an altogether different kettle of fish electorally. In Conwy particularly, the coastal wards are hugely volatile with multi-member wards frequently splitting their representation and switching parties.

The story of Conwy council is the long-term decline of the Liberal Democrats. In 1995 they won 18 seats and 31% of the vote here: and until 1997 they were close challengers for the now-abolished Conwy constituency. At this year's elections they were down to four seats and just 9%. A large chunk of their vote has gone to the Conservatives, who have climbed from 14% to 26.5% and from 9 to 16 seats.

Labour has also receded here: down from 18 seats in 1995 and 1999 to eight this year, and from 32% to 18%, almost mirroring the improvement in independent support from 13 to 21 seats and from 14 to 35%.

Denbighshire



Like so many resort towns around England, Welsh coastal resorts swung hugely to Labour in the late 1990s and haven't really swung back. That trend has turned Rhyl into a very solid Labour town: nine of their thirteen council seats come from there; and Prestatyn into a battleground which the Tories won in 2017 but which was more evenly split in 2012.

The electoral situation in Denbighshire is more straightforward than in Conwy: there are far fewer independents in this county, partly because there is a lot less hinterland; and so the council is a lot less hung than Conwy is. Even so, both main parties are a long way from the 24 seat overall control mark. That is because, until 2017, the Conservatives had never polled above 30% (they have been on an upward arc ever since they polled just 5% in 1995) and Labour has never reached that vote share.

Another difference from Conwy is that the independent share is on the slide similar to the councils to its south. In 1995 they polled 44% county-wide; by 2008 33%; and in 2017 just 26%; a slide in seats from 20 to just 8. And their vote has gone straight to the Conservatives; Labour, Lib Dem and Plaid shares have been remarkably stable throughout the council's existence.

Flintshire



The North East of Wales is a very different area to the rest of the north coast. Deeside is a traditionally industrial area, once dominated by steelworks - in some ways the Port Talbot of North Wales. Even the name "Flintshire" suggests a gritty landscape. Unsurprisingly Labour is the pre-eminent party; but not the predominant one: this council has been under no overall control since 2008 and, although Labour edged closer to a majority in 2017 (despite its share of the vote declining by 7%) it's still 2 seats short.

The 2017 results were contrary across the board. The Conservatives gained six percentage points yet lost two seats; the Lib Dems stayed essentially the same, yet lost two seats.

Labour almost literally racks up the vote along the Dee estuary: there is a block of wards running up the river-side of this county from Saltney in the south, through Shotton and Connah's Quay to Flint, Bagilt and Holywell. Labour wins the vast majority of these. It does much less well in the west of the county; including Mold and Buckley.

This is another county that, when disillusioned with Labour, is still hugely resistant to voting Conservative, especially since the closure of the steelworks (though again, the Tory vote has clamed from 5% in 1995 to 17% in 2017, so that resistance is declining somewhat). Instead, it does what most such areas do: vote independent. There has always been a strong independent tradition throughout Wales but in 2017 it reached 40% of the vote for the first time ever. Despite outpolling Labour by 7% independents won nine fewer seats: they gained 6 but lost 4.

Gwynedd



Quintessential Wales: the Wales of majority-Welsh speakers; of Snowdonia's epic mountains where the principality's famous dragon may well still reside; of Caernarfon Castle and Ivor the Engine; place names unpronounceable to non-Welsh speakers - all of this is the north-western county of Gwynedd.

It is an other-worldly county with a politics removed from the rest of the country. The Conservatives - that most quintessentially English party - do not stand a chance here and barely even try: just three candidates fielded for a council of 75 seats. There are strong Labour and Liberal traditions here: David Lloyd George was MP for Caernarfon and Labour held both of the county's parliamentary seats after the second world war. But they are just that: traditions of yesteryear, and these two parties now hold just two seats.

Plaid Cymru is hegemonic in Gwynedd, winning majorities in four of its six elections since 1995. In 2008 and 2012 Plaid fell short due to internal divisions which led to the formation of a splinter-group: Llais Gwynedd, who won a dozen or so seats in both elections. Llais somewhat lost its voice, and half its seats, in 2017 and Plaid regained control, albeit on an underwhelming share of 39.6%. Even combining the two nationalist parties' vote shares shows a big drop in support: 52% in 2017 compared to 66% in 2012.

Independents were the big beneficiaries of this nationalist decline, surging 14 percentage points and adding seven seats net. Labour should do very much better here: Bangor was their strongest town in the former cross-county Conwy constituency and there are other small towns like Blaenau Ffestiniog that they should be, but are no longer, competitive in.

Plaid, Llais and independents accounted for 89% of the vote in Gwynedd in 2017; a far higher vote than the a similar combination involving the far bigger, far stronger SNP in any Scottish county and this will continue to be the bedrock for Welsh nationalism.

Isle of Anglesey



Anglesey has had a troubled recent history with the entire council being dissolved in 2013 because of years of infighting and poor decision making. The intervention by the Welsh

government resulted in a radical redrawing of ward boundaries in 2013 (the mess meant that Anglesey did not go to the polls in 2012 along with the rest of the principality) and a slimmed-down council.

Anglesey has a large Welsh-speaking population so it is unsurprising that Plaid do well here; they have been the principal beneficiaries of the slide of once-dominant independents. But Labour's weak performance in seats (their vote has doubled since 1995) is a surprise given they hold the constituency at Westminster. Labour lost both its seats this time, but gained one in Holyhead in slight compensation.

Overall very little changed in 2017 and, given its turbulent recent past, that may be just what Ynys Mon needs.

Merthyr Tydfil



Merthyr produced an almost replicable result to next door Blaenau's in 2017: a big independent surge removing Labour from control of another of its valleys heartlands. Merthyr has a somewhat longer history of independent challenge to Labour than Blaenau and the swing here was smaller: Labour lost eight seats; the independents gained 10, but with Labour down just 3 percentage points and the independents up 7.

Like Blaenau, Merthyr does not have any tradition of organised parties other than Labour; until 2008 the Conservatives failed to contest a single seat here and Plaid has been unable to put down any roots as it has in neighbouring Caerphilly and Rhondda Cynon Taf. The Lib Dems briefly surged in 2008, but vanished as rapidly. UKIP's one councillor (half their Welsh contingent), representing Penydarren ward, vanished in 2017: the party didn't defend its seat; nor did it contest any others.

Monmouthshire



There is just one Welsh council that the Conservatives can have expectations of winning majority control of - and even then only more often than not - and that is Monmouthshire. Six gains in 2017 won them back this county with an overall majority of seven, and even though the vast swathe of this borders acreage is represented by Conservatives, they still face problems.

The issue is, as ever, the towns of Monmouthshire. In this good year they failed to win a majority of seats in either Abergavenny or Chepstow - indeed, Labour gained a seat (Priory) off them in Abergavenny. Monmouth itself is more solid, but it's also the smallest of the three. There is also that cluster of small towns along the Severn estuary like Dewstow, Caldicott and Rogiet that, in parliamentary elections, help elect a Newport MP but in council elections contribute to the Labour and Lib Dem groups.

Monmouthshire being overwhelmingly English-speaking and pretty Conservative in all but their worst years is a very poor council for Plaid: they've only ever managed to get three councillors elected in the six elections since 1995, and polled just 1.2% here in 2017. In contrast the Conservatives polled 47% and finished 23% ahead of Labour.

Neath Port Talbot



Labour easily retained control of Neath Port Talbot council in 2017, still beset by fears for the survival of the vast Tata-owned Port Talbot steelworks, just south of the Afan estuary.

Although Plaid doubled their councillors, and pushed their vote up to 28%, they made little headway in the southern, Port Talbot/Aberavon, half of the council. Instead, the bulk of their gains came north of Neath, as it were (and yes, there is a Neath North ward)!

Until 2017 there was a sole Social Democratic Party councillor representing Aberavon ward, but he was defeated - possibly some consolation for centrists was that the Lib Dems gained a seat in Coedffranc, right on the edge of Swansea.

Although this council lies immediately north of Bridgend, there are no such Conservative inclinations in Neath Port Talbot: the mining traditions of Neath, the steel-making traditions of Port Talbot and the fact they only contested ten wards see to that. They polled best - 34% - in the perhaps surprising, given its coalmining history - ward of Margam.

Plaid's 2017 performance here was their best ever and it may have manoeuvred them into a position of being able to challenge for control of the council next time. But Labour were still more than sixteen percentage points clear, and there are an awful lot of solid Labour wards in their way, with no history of voting differently.

Newport



Given that, going into the 2017 elections, Newport had two quite marginal Labour constituencies, and given the huge poll leads the Conservatives had stacked up by that point, the Tories had high hopes of taking control of Newport; hopes even higher than they had of winning Cardiff. So the rather stunning rebuff of Newport's voters was quite the slap in the face.

In fact Labour was very much saved by first past the post: they polled just 4.1% more than the Tories across the city, but 36% of the vote netted Labour 31 seats, whilst 32% handed the Conservatives just 12. Nonetheless, for the Conservatives to only add two seats to their 2012 total was a startling rebuke. They stacked up votes on their peripheral, sparsely populated wards but hit roadblock after roadblock in their attempts to penetrate further into the city on either side of the Usk.

Politics in Newport is very much a two-party affair. The Lib Dems were quite strong during the final years of the Labour government but have almost entirely faded out, while Plaid have never faded in at all - Newport looks more to England than the heartlands and is overwhelmingly non-Welsh speaking.

The fact that Labour holds so many seats on so small a share of the vote should mean that if the Conservatives improve even slightly quite a few should fall to them; perhaps enough to tip Newport to no overall control. But it is hard to see how the Conservatives can improve on the electoral circumstances of 2017, even if they didn't quite live up to expectations.

Pembrokeshire



Pembrokeshire may well be known as "Little England Beyond Wales" but in council elections it votes like its surrounding, most definitely Welsh counties: solidly independent.

The political parties all have their enclaves of support and Pembrokeshire has been represented at Westminster by almost all of them at one time or the other (Plaid being the exception) but when it comes to local elections, vast swathes of this county go

either uncontested to the independents, or with a single challenger in lopsided contests.

Pembrokeshire's three principal towns: Pembrokeshire itself, Haverforwest and Milford Haven, are all competitive: Labour, Conservatives and independents all win wards in each. The Conservatives have also managed to join together a series of rural wards in the middle of the county. Labour is occasionally competitive in Fishguard on the Cardigan Bay coast, but Plaid is also strong in this Welsh-speaking part of the county, north of the Preseli Mountains.

But this is now the most strongly Independent council anywhere in Wales: independents won 56% of the vote in 2017 (slightly more than they managed in Blaenau, but that was also a two-party battle - here independents faced far more competition).

Despite this strong performance the independents still lost a net eight seats (13 overall losses, but 5 gains) which may suggest their vote is fracturing, albeit at an earlier stage than other traditionally independent Welsh councils. The Conservatives were the main beneficiaries, gaining nine seats, albeit only by increasing their vote by a miniscule 0.7%: it just spread better.

Labour ended up net down two, having done badly in Fishguard and its surrounds, though contrarily it improved its vote across the county by 4%. Despite being adjacent to Ceredigion and once being represented by Gwilym Lloyd-George this has not been a promising county for the Liberal Democrats and they hold just one ward, albeit very solidly indeed.

Powys



The geographically vast county of Powys was the scene of an epic bloodbath in 2017 as independents, who had run the council here with vast majorities ever since its creation, were run through and vanquished, principally by Conservatives.

The independent group was cut by one third, and lost no less than 22.4 percentage points of support. They finished second in votes behind the Conservatives, but still won eleven more seats than them, in no small part because ten independent wards went uncontested. Indeed, one ward, Yscir, just north of the Brecon Beacons, attracted no candidates whatsoever to stand for it - the election had to be abandoned and re-advertised in June, when it was another Conservative gain.

The bulk of Conservative gains came in the northern Montgomeryshire half of Powys, where the long Liberal tradition appears to be well and truly over. The Lib Dems fought back somewhat in the Brecon and Radnorshire half; picking up a brace of wards in the south east of the county.

There is an atypical south-western corner of Powys that is more similar to neighbouring Neath, and which sustains five wards all of which Labour won unopposed (and which consequently damped down a county-wide vote share which would otherwise have looked a little more robust than 6.1%). Aside from these five wards with a mining history, Labour is only competitive in Brecon itself, though they nearly snatched a ward in Llandrindod.

It is far too early to say if, as (or if) the independents fade further, party politics will step in to fill the void; presumably it will have too, though there is an element of the chicken and the egg here: independents aren't fading out of their own accord: they are being ousted as party politics becomes more prevalent.

The scale and rapidity of the independent decline is remarkable: in 1999 they won 75.5% Powys-wide (and that was, of course, only in wards others dared to contest); just 18 years later 29.5% - a fall of 46 percentage points. Measured slightly differently, in 1995 61 independent councillors were elected; in 2017, 30.

After losing their majority the independents coalesced with the Conservatives, giving this coalition the sort of majority the independents alone once enjoyed.

Rhondda Cynon Taf

The swing that did for Labour in the south-eastern valley councils of Blaenau and Merthyr did not, perhaps surprisingly, reach the three valley areas that comprise Rhondda Cynon Taf.

Perhaps surprisingly because this council has in the relatively recent past elected a Plaid Cymru administration. But Plaid went slightly backwards across the south valleys in 2017 and despite doubling its representation added not a single tenth of a percent to its voter share.

Labour lost fourteen seats but it could afford to, having won 60 with over 54% of the vote in 2012. Even after such a slide the party has a comfy majority of 19, though at least this looks vulnerable in a way the 45-seat majority of 2012 did not.

The Conservatives won 10% of the vote and 4 seats - on both measures their high point on this formidable council by a considerable amount. Indeed, Rhondda Cynon Taf is different because of its diversity: six different parties or candidatures represented; including CVP: the Cynon Valley Party.

Plaid is strongest along a seam of wards in the Rhondda Valley running through Treherbert, Treorchy, Rhondda and then south of Tonypany, in Porth. The Conservatives fare best along the boundary with Vale of Glamorgan and north west Cardiff.

Swansea

The third of the big city disappointments for the Conservatives came in Swansea. Unlike Cardiff and Newport, Swansea council extends far beyond the city itself west to include the Gower peninsula and north to Lliw, not far from Llanelli.

This was a council that, despite its large Labour majority, the Conservatives entertained hopes of dragging to no overall control. And they did make a big advance: up thirteen percentage points. But that netted them just four extra seats. Worse: those four came from other opposition parties: Labour ended up net down just one seat.

Torfaen

Labour's strength in south Wales comes not from massive developments of council housing as, say, it does in some inner city constituencies of England and Scotland - but if it did, Torfaen would be the exemplar.

This, the most easterly of the Welsh valleys, is atypical of them not solely because it was (somewhat) less reliant on the coalfields than those to the west, but because barely 40% of its residents are owner occupiers. Over 50% are council tenants. Only two new towns - those vast post-war modernist, planned and sometimes panned constructs - were agreed upon for Wales: one the aptly named Newtown in Montgomeryshire, but the other the far, far larger Cwmbran in Torfaen. Today

Cwmbran has nearly 50,000 inhabitants and comprises the twelve southern-most wards of this borough council.

The other big population centre in Torfaen is Pontypool which the area's parliamentary seat used to be named after.

Abutting Conservative Monmouthshire there is slightly - but only slightly - more of a Conservative tradition here than in the valleys to the west, but it remains the independents who are Labour's principal opposition. Such is their vote - hovering either side of the 30% mark in every election this century - that, coupled with a strengthening Tory share (an unprecedented 21% in 2007) they are able to pin Labour to relatively unexceptional outcomes: 41% in 2017; as low as 34% in 2008.

The south eastern corner of Torfaen underwent largely unnoticed boundary changes prior to the 2017 elections: the two Llanyrafon wards were redrawn. But this realignment didn't change their political choices: one remains safely Conservative, the other slightly less safely Labour.

Vale of Glamorgan

If the Conservatives had enjoyed the election they were led by polls to expect they might in 2017, Monmouthshire would not today be the only council under their outright control. Vale of Glamorgan is some degrees less inclined to the right even though geographically speaking, most of it votes Tory.

But the Vale is not solely sweeping fields and pretty villages of south Glamorgan - indeed, population-wise these parts are not the majority. Instead there are two major population centres which have become, since the 1980s, very much more disposed to Labour: Barry - along with Barry Island and its famous Butlin's camp; and Penarth - which for parliamentary purposes has been twinned with Cardiff for decades.

When the Conservatives are doing reasonably in the Vale, the majority of wards in both these towns are in play: none of the four Penarth wards are held securely by either side, for example; Gibbonsdown is the only safe ward in Barry.

The Conservatives could - and to some extent did, in 2017 - compensate for the competitiveness of the urban wards by sweeping the countryside. They turfed Plaid out of 4-member Dinas Powys, but failed to oust Llantwit First Independents from another 4 member ward: Llantwit Major. Independents also won Sully ward - a usually Conservative ward which in 2012 elected one of only two UKIP Welsh councillors. Had the Tories won either, they'd have got their majority.

Nonetheless, they finished 12% ahead of Labour having lost by 3.7% in 2012; a swing that cost Labour eight seats net. But Labour does not look vanquished here, and because Labour finds it easier to win urban wards that are sliding towards them almost by atrophy the Tories will always have to fight, fight and fight again.

Wrexham

Wrexham was probably Labour's worst performance of the 2017 elections. Although the party hadn't won a majority on this council, which emanates out from the town itself far and wide into the Clwyd countryside, since 1995 they have been the principal player here most of the time.

2017 may have changed that decisively. The party lost 16 percentage points of support (only in two Scottish councils did

Labour lose more in these elections) and with it half its seats (in fact it lost more than half, but won three new ones).

In Wrexham, even though they are the principal opponents in Westminster elections, lost Labour votes do not veer to the Conservatives, in no small part because the Tories aren't strong enough to contest the bulk of the seats: they fought just 20 out of 52 here, winning 9. Instead, they swung heavily to independent candidates.

Although the independents have traditionally dominated rural Wrexham, in 2017 there was not all that much difference between the urban and rural wards: independents represent 41% of Wrexham town and 54% of Maelor Saesneg - the border area surrounding it.

The Maelor is the strongest Welsh-speaking part of what is now Clwyd, but Wrexham is surprisingly poor territory for Plaid: they hold just three wards, 2 of which are in the town itself and one just beyond it. But, like the Conservatives, they only contest a handful of seats here and if you do not stand you cannot win.

Is 2017 a watershed for Labour? They did stave off the Tories to hold the parliamentary seat in the subsequent general election, and the party has faced crises and slumps before. Usually, though, those crises have been of the party's own making: involving splits or controversies over its governance.

This time it is possible that the party's loyalty that stemmed from the area being the epicentre of North Wales' coalfield has rubbed off and, as with places like North East Derbyshire and Mansfield in England, voters are simply drifting off. To counter that is the evidence that people aren't switching to other political parties but to independents; but then the choices available were not extensive nor widespread.

Key to party abbreviations

Christ	Christian Party
Comm	Communist Party of Great Britain
Con	Conservative Party
CVP	Cynon Valley Party (Rhondda Cynon Taf)
Grn	Green Party
Ind	Independent candidate (Annibynnol)
Lab	Labour Party (also Labour & Co-operative)
LD	Liberal Democrats
LG	Llais Gwynedd (Gwynedd)
NF	National Front
NHAP	National Health Action Party
	No description
Pirate	Pirate Party
PC	Plaid Cymru
SDP	Social Democrat Party
SLP	Socialist Labour Party
TUSC	Trade Unionist & Socialist Coalition
UKIP	United Kingdom Independence Party
Upland	Upland Party (Swansea)
WEP	Womens Equality Party

Overview of the 2017 results: seats won

	Con	Lab	LD	Plaid	Grn	Ind	Oth
Blaenau Gwent		13		1		28	
Bridgend	11	13	2	2		3	
Caerphilly		50		18		5	
Cardiff	20	40	11	3		1	
Carmarthenshire		22		36		16	
Ceredigion		1	8	20		13	
Conwy	16	8	3	10		21	
Denbighshire	16	13	1	9		8	
Flintshire	6	34	5			25	
Gwynedd		1	1	41		26	6
Isle of Anglesey		2	1	14		13	
Merthyr Tydfil		15				17	1
Monmouthshire	25	10	3			5	
Neath Port Talbot		43	1	15		5	
Newport	12	31	2			5	
Pembrokeshire	12	7	1	6		34	
Powys	19	7	13	3	1	30	
Rhondda Cynon Taf	4	47	1	18		4	1
Swansea	8	48	7			7	2
Torfaen	4	29				11	
Vale of Glamorgan	23	14		4		2	4
Wrexham	9	12	2	3		26	
Total	185	460	62	203	1	305	14

Overview of the 2017 results: vote share

	Con	Lab	LD	Plaid	UKIP	Grn	Ind	Oth
Blaenau Gwent	1.4%	39.4%	0.0%	5.7%	0.0%	0.3%	53.3%	0.0%
Bridgend	20.9%	36.4%	3.1%	8.3%	0.1%	0.9%	30.2%	0.0%
Caerphilly	8.6%	42.2%	1.5%	34.0%	3.5%	0.5%	8.8%	1.0%
Cardiff	25.7%	35.4%	15.0%	15.9%	1.3%	3.2%	3.2%	0.4%
Carmarthenshire	7.5%	26.5%	1.3%	37.7%	2.0%	0.2%	24.6%	0.2%
Ceredigion	1.1%	6.8%	23.0%	36.8%	0.0%	0.9%	30.3%	1.0%
Conwy	26.5%	17.7%	9.0%	10.8%	1.2%	0.0%	34.7%	0.0%
Denbighshire	31.6%	21.9%	6.3%	12.8%	0.0%	0.8%	26.4%	0.3%
Flintshire	16.6%	32.7%	9.5%	1.0%	0.0%	0.1%	40.0%	0.0%
Gwynedd	0.4%	8.2%	2.3%	39.6%	0.1%	0.0%	36.8%	12.6%
Isle of Anglesey	5.3%	17.2%	5.3%	32.2%	0.0%	0.0%	40.0%	0.0%
Merthyr Tydfil	1.3%	41.9%	2.3%	3.4%	0.0%	0.0%	43.5%	7.6%
Monmouthshire	46.9%	24.8%	7.8%	1.2%	0.3%	0.4%	18.6%	0.0%
Neath Port Talbot	5.3%	44.5%	4.4%	28.1%	0.3%	0.3%	17.1%	0.0%
Newport	32.2%	36.3%	9.4%	4.1%	3.5%	1.9%	12.5%	0.0%
Pembrokeshire	17.5%	15.6%	2.6%	9.2%	0.0%	0.2%	54.8%	0.0%
Powys	33.4%	6.1%	19.0%	5.6%	0.0%	5.9%	29.5%	0.5%
Rhondda Cynon Taf	10.3%	43.1%	1.8%	27.7%	0.6%	0.2%	10.4%	5.9%
Swansea	23.7%	42.9%	7.8%	5.9%	2.1%	1.9%	12.5%	3.2%
Torfaen	21.4%	40.8%	0.0%	3.6%	4.7%	0.3%	28.9%	0.2%
Vale of Glamorgan	39.4%	27.4%	1.5%	13.8%	0.2%	2.4%	10.3%	4.9%
Wrexham	17.5%	23.6%	8.7%	6.7%	0.2%	0.6%	42.8%	0.0%

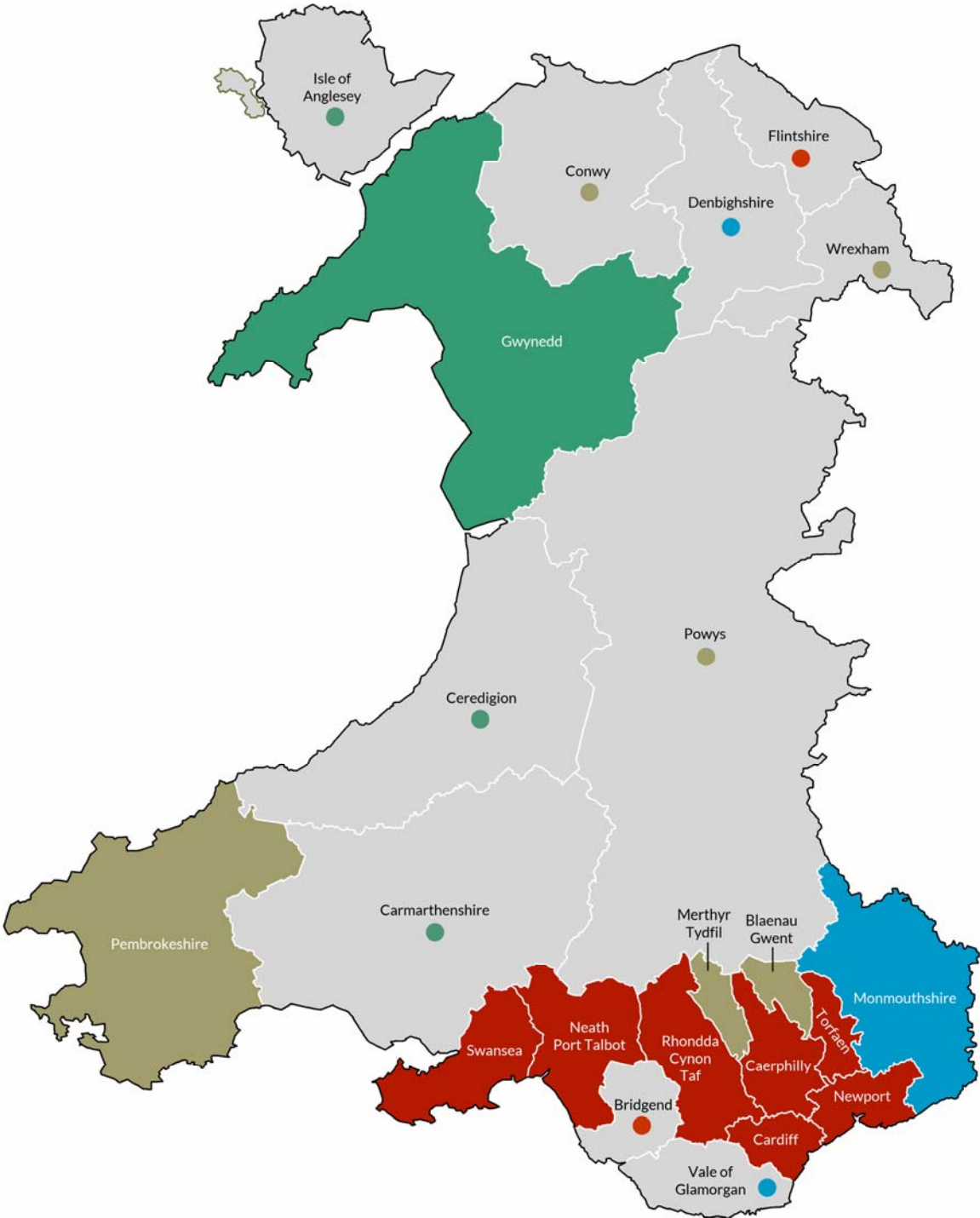
Overview of the 2017 results: candidates fielded

	Con	Lab	LD	Plaid	UKIP	Grn	Ind	Oth
Blaenau Gwent	3	42		6		1	41	
Bridgend	36	54	6	18	1	4	53	1
Caerphilly	28	71	3	68	11	1	17	2
Cardiff	74	75	75	59	12	14	8	14
Carmarthenshire	21	54	6	67	12	1	52	1
Ceredigion	3	9	22	35		5	27	1
Conwy	39	24	10	14	2		43	
Denbighshire	36	25	9	12		1	33	
Flintshire	17	63	7	3		1	56	
Gwynedd	3	15	5	67	1		46	19
Isle of Anglesey	5	14	2	22			22	
Merthyr Tydfil	1	33	4	1			32	1
Monmouthshire	42	43	20	3	2	3	25	
Neath Port Talbot	13	64	7	40	2	1	28	
Newport	47	50	23	10	7	6	20	
Pembrokeshire	25	21	3	15		1	79	
Powys	44	14	26	11		18	58	2
Rhondda Cynon Taf	27	75	7	63	7	1	20	11
Swansea	71	72	25	18	7	8	20	10
Torfaen	23	44		5	10	1	28	1
Vale of Glamorgan	47	38	6	30	3	10	23	2
Wrexham	20	39	13	15	2	3	63	
Total	625	939	279	582	79	80	794	65

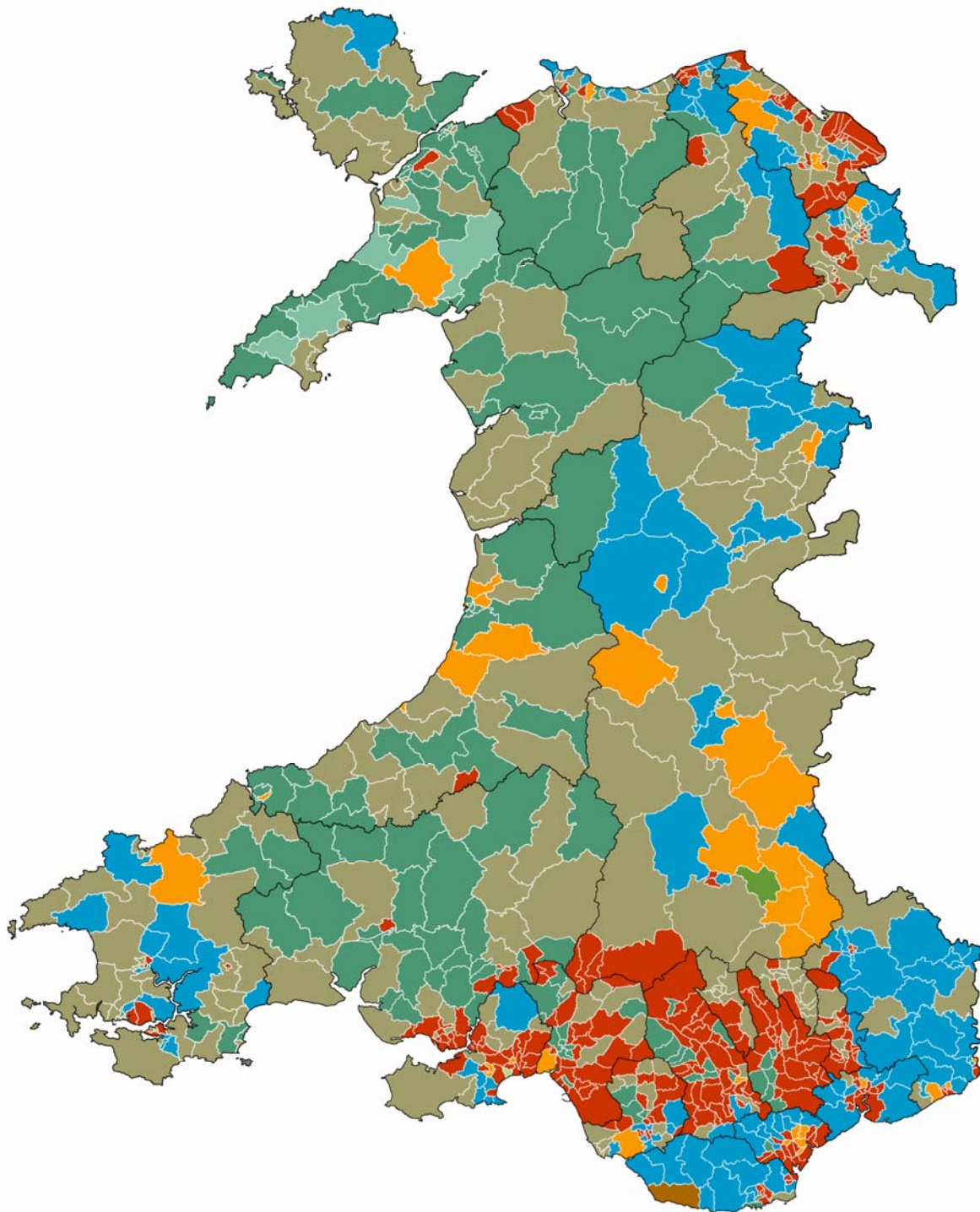
Control of Welsh councils: 1973-2017

	73	76	79	83	87	91	95	99	04	08	12	17
Blaenau Gwent	Lab	Lab	Lab	Lab	Lab	Lab	Lab	Lab	Lab	Ind	Lab	Ind
Bridgend							Lab	Lab			Lab	
Caerphilly							Lab	Grn	Lab		Lab	Lab
Cardiff	Lab	Con	Lab	Con		Lab	Lab	Lab			Lab	Lab
Carmarthenshire												
Ceredigion	Ind	Ind	Ind	Ind	Ind	Ind	Ind					
Conwy												
Denbighshire												
Flintshire							Lab	Lab	Lab			
Gwynedd	Ind	Ind	Ind	Ind	Ind	Ind	Grn	Grn	Grn			Grn
Isle of Anglesey	Ind	Ind	Ind	Ind	Ind	Ind	Ind	Ind	Ind	Ind		
Merthyr Tydfil	Lab	Grn	Lab	Lab	Lab	Lab	Lab		Lab	Ind	Lab	Ind
Monmouthshire	Con	Con	Con	Con	Con		Lab		Con	Con		Con
Neath Port Talbot							Lab	Lab	Lab	Lab	Lab	Lab
Newport	Lab	Con	Lab	Lab	Lab	Lab	Lab	Lab	Lab		Lab	Lab
Pembrokeshire	Ind	Ind	Ind	Ind	Ind	Ind	Ind	Ind	Ind	Ind	Ind	Ind
Powys	Ind	Ind	Ind	Ind	Ind	Ind	Ind	Ind	Ind	Ind		
Rhondda Cynon Taf							Lab	Grn	Lab	Lab	Lab	Lab
Swansea	Lab	Ind	Lab	Lab	Lab	Lab	Lab	Lab			Lab	Lab
Torfaen	Lab	Lab	Lab	Lab	Lab	Lab	Lab	Lab	Lab	Lab	Lab	Lab
Vale of Glamorgan		Con	Con	Con	Con		Lab			Con		
Wrexham							Lab					

Control of Welsh unitary councils 2017

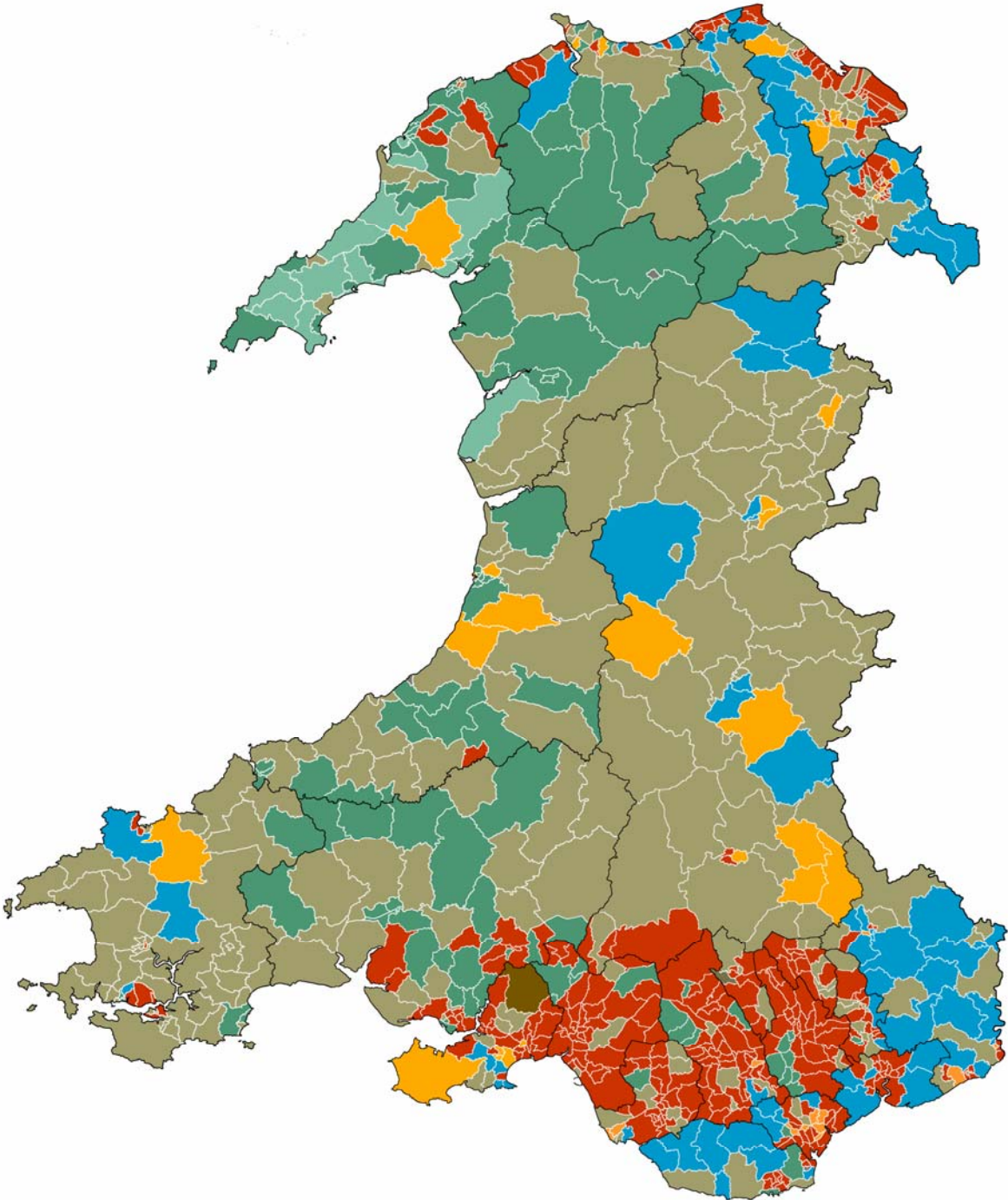


2017 Welsh ward map



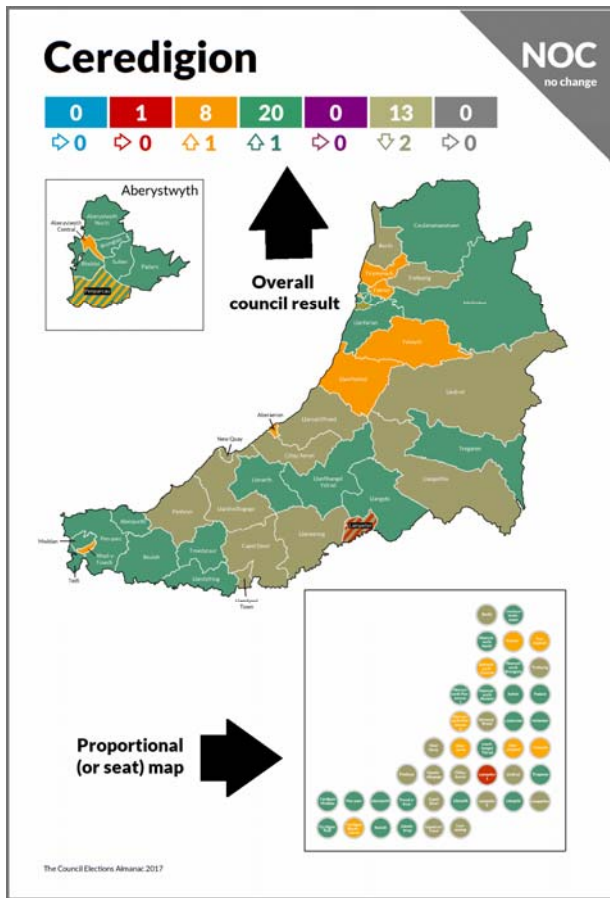
Most Welsh wards elect a single member. Where they elect more than one councillor, and where councillors are returned from more than one party, the colour of the party or description that topped the poll is shown on this map. Full colours are shown on the more detailed maps in each council's results

2012 Welsh ward map



Guide to results

Council results are presented alphabetically. Each set of results follows a standard format.



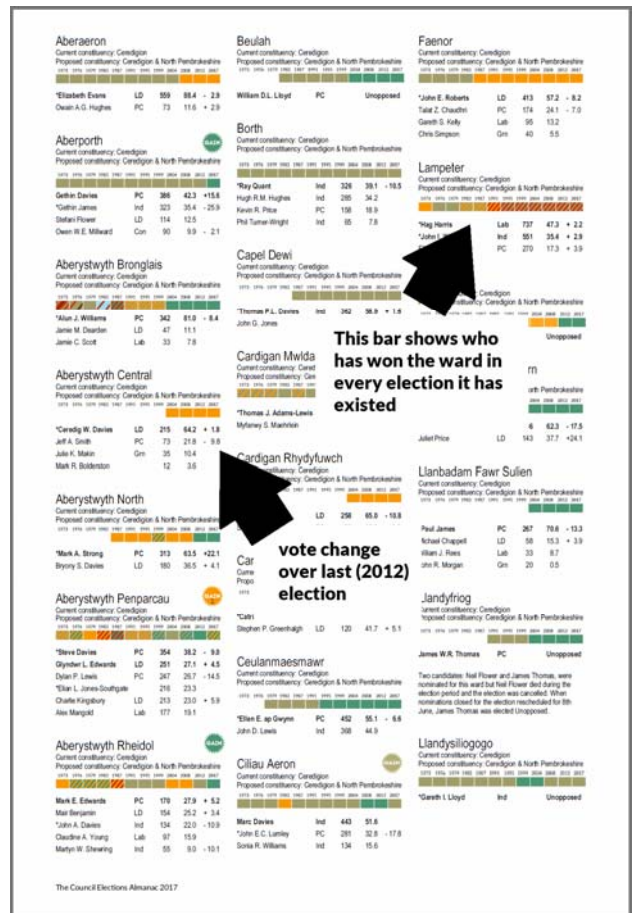
There is a frontsheet with the topline council result, its change status, and both a geographical and seat (or proportional) map. Seat maps not only make every councillor's seat the same size, ironing out the skew of geographic maps which give much greater prominence to sparsely-populated rural areas at the expense of densely-populated urban ones; but they also present multi-member wards more easily.

The drawback is that the seats will often be relocated some distance from where they actually are in the county. There are not many multi-member wards in this round of elections but there are some. I have designed them so that they also show which seats changed hands. Where the outer ring is grey this denotes no change in party allegiance. If the outer ring is coloured this colour denotes which party the seat was gained from.

The subsequent page/s prior to the results themselves include a results "dashboard" which is a ready-reckoner of which party won which seat; a table of which seats changed hands; and a table of every result (in terms of seats and vote share) since the councils were created in 1995.

There then follow the ward-by-ward election results themselves, alphabetically: not by district. These include the vote, percentage vote and percentage change on the last election in 2013.

In multi member wards I provide a vote share for every candidate. This is calculated by assuming every party stands a full slate of candidates in each ward even when they do not. This adjustment ensures that party vote shares equal 100% and has the advantages of providing a vote share for everyone who stands and, I believe, better reflects the true standing of a party than simply taking the top candidate's share, which may be distorted by a personal vote.

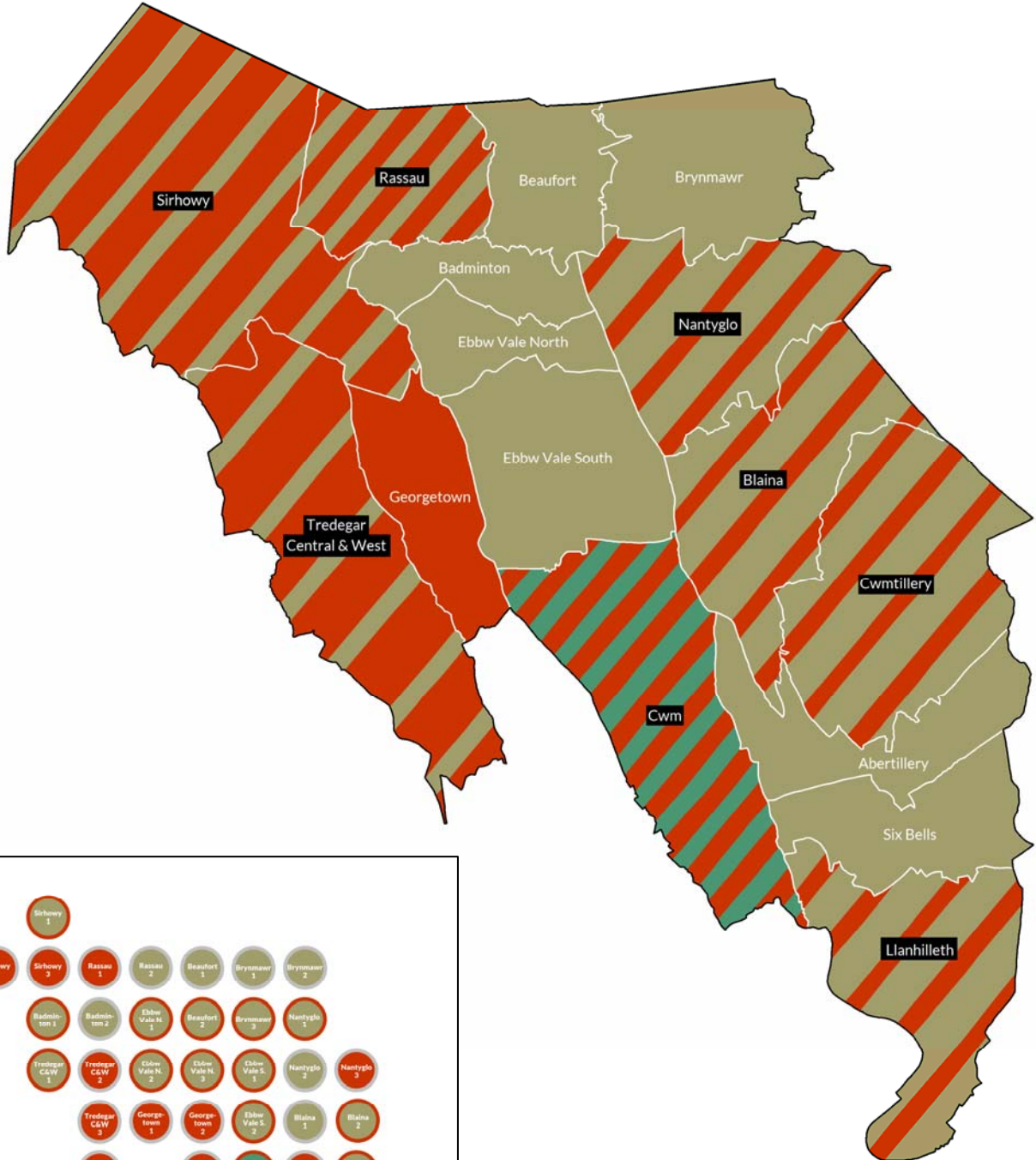


Each ward has a coloured "history bar" that denotes which party has won the ward at each election back, where possible to 1973. Where it is not possible to trace a ward's lineage back that far, it starts from whichever election I have found it credible to begin from. I have also recorded which constituency (or constituencies) the ward lies within; and the name of the initial proposed constituency the Boundary Commission for Wales has announced in its current review.

Following the results there is the summary of results table, which provides ward electorates, percentage turnout and a comparison between the vote shares won in 2017 and 2012.

Blaenau Gwent

IND
GAIN



Results dashboard

Abertillery 1	Abertillery 2	Abertillery 3	Badminton 1	Badminton 2	Beaufort 1	Beaufort 2
Blaina 1	Blaina 2	Blaina 3	Brynmaer 1	Brynmaer 2	Brynmaer 3	Cwm 1
Cwm 2	Cwmtillery 1	Cwmtillery 2	Cwmtillery 3	Ebbw Vale N. 1	Ebbw Vale N. 2	Ebbw Vale N. 3
Ebbw Vale S. 1	Ebbw Vale S. 2	Georgetown 1	Georgetown 2	Llanhilleth 1	Llanhilleth 2	Llanhilleth 3
Nantyglo 1	Nantyglo 2	Nantyglo 3	Rassau 1	Rassau 2	Sirhowy 1	Sirhowy 2
Sirhowy 3	Six Bells 1	Six Bells 2	Tredegar C & W 1	Tredegar C & W 2	Tredegar C & W 3	Tredegar C & W 4

Gains and losses

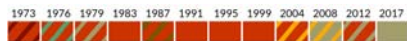
	Gained	Lost
Labour		20 Abertillery (2 seats) Badminton (1 seat) Beaufort (1 seat) Blaina (1 seat) Brynmaer (1 seat) Cwm (1 seat) Cwmtillery (2 seats) Ebbw Vale North (3 seats) Ebbw Vale South (2 seats) Llanhilleth (2 seats) Nantyglo (1 seat) Sirhowy (1 seat) Six Bells (1 seat) Tredegar Central and West (1 seat)
Plaid Cymru	1 Cwm (1 seat)	
Independent	19 Abertillery (2 seats) Badminton (1 seat) Beaufort (1 seat) Blaina (1 seat) Brynmaer (1 seat) Cwmtillery (2 seats) Ebbw Vale North (3 seats) Ebbw Vale South (2 seats) Llanhilleth (2 seats) Nantyglo (1 seat) Sirhowy (1 seat) Six Bells (1 seat) Tredegar Central and West (1 seat)	

council historic results

	Conservatives		Labour		Liberal Dem		Plaid Cymru		UKIP		Independents		Others	
	Seats	%votes	Seats	%votes	Seats	%votes	Seats	%votes	Seats	%votes	Seats	%votes	Seats	%votes
17	0	1.4	13	39.4	0	0.0	1	5.7	0	0.0	28	53.3	0	0.3
12	0	0.4	33	50.5	0	0.0	0	1.4	0	0.0	9	47.0	0	0.7
08	0	0.8	17	30.2	2	7.0	0	2.0	0	0.0	18	37.8	5	22.2
04	0	0.0	31	46.1	3	17.0	0	5.6	0	0.0	8	30.1	0	1.1
99	0	0.0	34	45.7	1	12.4	0	6.1	0	0.0	2	9.6	5	26.2
95	1	5.4	33	51.7	0	0.6	1	8.8	0	0.0	3	9.9	4	23.6

Abertillery


Current constituency: Blaenau Gwent
Proposed constituency: Blaenau Gwent



*Nigel J. Daniels	Ind	914	79.5	+28.0
Julie Holt	Ind	755	65.7	
Martin J. Cook	Ind	754	65.6	
*Keith G. Chaplin	Lab	400	34.8	- 7.2
Ross T. Leadbeater	Lab	364	31.7	- 4.9
Ronald G. Boden	Lab	263	22.9	

Badminton

Current constituency: Blaenau Gwent
Proposed constituency: Blaenau Gwent



*Clive Meredith	Ind	534	51.2	- 1.5
Gregory A. Paulsen	Ind	300	28.8	
*Brian J. Scully	Lab	278	26.7	- 26.8
John T. Rogers	Lab	221	21.2	- 27.5
Garry Evans	Ind	215	20.6	
Bernard Price	Ind	158	15.2	- 13.2
Tracey M. West	Con	121	11.6	+ 3.2
Matthew E. Barney	Grn	68	6.5	

Beaufort

Current constituency: Blaenau Gwent
Proposed constituency: Blaenau Gwent



*Godfrey R. Thomas	Ind	667	56.4	+ 9.7
Stewart Healy	Ind	463	39.2	
Francis R. Lynch	Lab	428	36.2	- 2.5
*David W. White	Lab	330	27.9	- 6.1
Sean Watts	Ind	238	20.1	

Blaina

Current constituency: Blaenau Gwent
Proposed constituency: Blaenau Gwent



*Garth P. Collier	Ind	798	64.3	- 10.8
John P. Morgan	Ind	518	41.7	
*Lisa C. Winnett	Lab	413	33.3	- 24.5
Desmond Hillman	Ind	395	31.8	- 6.1
Thomas J. Watkins	Lab	384	30.9	- 16.5
*Robert Pagett	Lab	353	28.4	- 8.6
Howard Clarke	Ind	288	23.2	

Brynmawr


Current constituency: Blaenau Gwent
Proposed constituency: Blaenau Gwent



*Wayne K. Hodgins	Ind	1,433	82.5	+30.1
David L. Elias	Ind	575	33.1	- 2.7
Richard J. Hill	Ind	487	28.0	
*Barrie M. Sulton	Lab	428	24.6	- 14.8
Julian M. Gardner	Lab	421	24.2	- 2.9
Mark C. Holborn	PC	308	17.7	
Sally-Anne M. Morgan	Lab	307	17.7	- 4.5
Grant Hughes	Ind	264	15.2	
Nigel D. Boyd	Ind	160	9.2	

Cwm

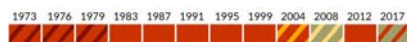
Current constituency: Blaenau Gwent
Proposed constituency: Blaenau Gwent



*Derrick Bevan	Lab	609	37.8	- 18.1
Gareth L. Davies	PC	588	36.5	
Keith E. Barnes	Ind	489	30.4	- 13.8
*Keren Bender	Lab	456	28.3	- 27.3

Cwmtillery

Current constituency: Blaenau Gwent
Proposed constituency: Blaenau Gwent



Malcolm Day	Ind	771	61.8	
Joanna Wilkins	Ind	729	58.4	
*Timothy H. Sharrem	Lab	705	56.5	- 17.1
Antony M. Partridge	Ind	671	53.8	
Delwyn Davies	Lab	477	38.2	- 15.9
*Christine A. Tidey	Lab	391	31.3	- 14.3

Ebbw Vale North

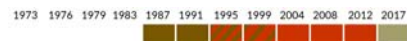
Current constituency: Blaenau Gwent
Proposed constituency: Blaenau Gwent



David C. Davies		865	78.6	
Robert J. Summers	Ind	682	61.9	
Phillip J. Edwards	Ind	668	60.7	
Carl D. Bainton	Lab	476	43.2	- 26.2
*Sarah A. Lewis	Lab	350	31.8	- 34.1
Dawn Wilcox	Lab	262	23.8	- 38.8

Ebbw Vale South

Current constituency: Blaenau Gwent
Proposed constituency: Blaenau Gwent



Jonathan D. Millard	Ind	619	63.8	+17.4
Keith C. Pritchard	Ind	549	56.6	
*Mostyn J. Lewis	Lab	420	43.3	- 29.4
*Brian K. Clements	Lab	352	36.3	- 21.7

Georgetown

Current constituency: Blaenau Gwent
Proposed constituency: Blaenau Gwent



*John C. Morgan	Lab	735	67.6	- 13.0
*Keith Hayden	Lab	628	57.8	- 13.4
Brian A. Jones	Ind	405	37.3	+13.2

Llanhilleth

Current constituency: Blaenau Gwent
Proposed constituency: Blaenau Gwent



Norman L. Parsons	Ind	620	53.1	+22.7
Joanne Collins	Ind	564	48.3	
*Hedley McCarthy	Lab	482	41.3	- 18.5
Helen Cunningham	Lab	471	40.3	- 17.2
*James C. McIlwee	Lab	444	38.0	- 16.2
*Michael J. Bartlett	Ind	345	29.5	
William F. Adams	Ind	248	21.2	+ 3.0
Ivor J. Beynon		195	16.7	
Neil R. Lawrence		135	11.6	+ 0.7

Nantyglo


Current constituency: Blaenau Gwent
Proposed constituency: Blaenau Gwent



*John E. Mason	Ind	627	58.5	+ 6.1
Keri Rowson	Ind	611	57.0	
*Peter J. Baldwin	Lab	590	55.1	- 14.4
*Malcolm B. Dally	Lab	443	41.4	- 27.9
George W.A. Petrie	Lab	324	30.2	- 20.8

Rassau

Current constituency: Blaenau Gwent
Proposed constituency: Blaenau Gwent



*David H. Wilkshire	Lab	523	51.7	- 29.7
Gareth A. Davies	Ind	489	48.3	+10.0
Lee A. Moses	Lab	383	37.8	- 4.2
Matthew T. Phillips	Ind	371	36.7	
Leon D.V. Brake	Con	162	16.0	
Stacey Hale	Con	96	9.5	

Sirhowy

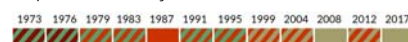
Current constituency: Blaenau Gwent
Proposed constituency: Blaenau Gwent



Brian Thomas	Ind	797	56.0	+16.5
Thomas G. Smith	Lab	766	53.8	- 15.5
*Malcolm Cross	Lab	746	52.4	- 6.6
*Diane Rowberry	Lab	745	52.3	- 6.7
Tony Gregory	Ind	546	38.3	+ 5.3

Six Bells

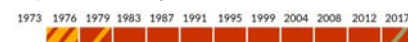
Current constituency: Blaenau Gwent
Proposed constituency: Blaenau Gwent



*Denzil Hancock	Ind	403	46.6	- 3.0
*Mark Holland	Ind	328	37.9	
Stephen R. Bard	PC	292	33.8	
John Tiley	Lab	274	31.7	- 9.7
Peter A.G. Adamson	Lab	140	16.2	- 11.6

Tredegar Central and West

Current constituency: Blaenau Gwent
Proposed constituency: Blaenau Gwent



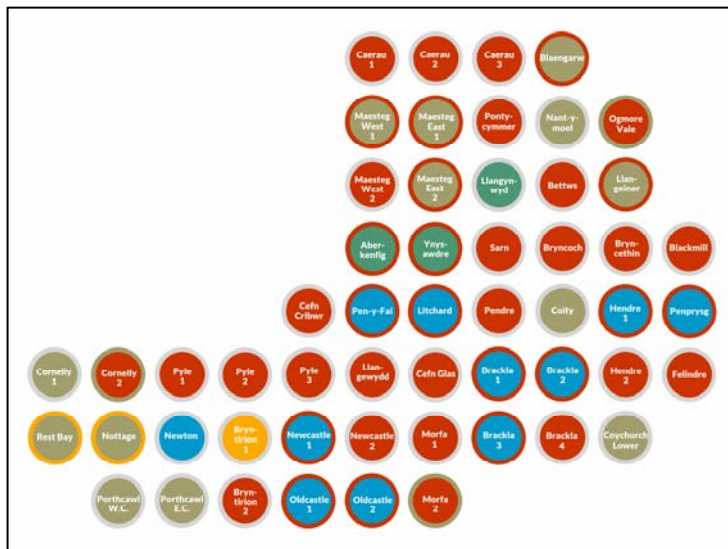
Amanda Moore	Ind	741	53.7	+24.9
*Stephen C. Thomas	Lab	696	50.5	- 3.3
*Bernard G. Willis	Lab	635	46.0	- 7.8
*Haydn L. Trollope	Lab	620	45.0	- 7.0
*Anita M. Hobbs	Lab	601	43.6	- 3.3

Summary of results: Blaenau Gwent

	Year	Elec	%Poll	Con	Lab	LD	Plaid	UKIP	Grn	Ind	Other
Abertillery	2017	3,231	42.3		29.7					70.3	
	2012	3,411	37.6		40.1					49.2	10.7
Badminton	2017	2,415	43.6	11.6	24.0				6.5	57.9	
	2012	2,545	43.7	7.3	46.7					46.0	
Beaufort	2017	2,769	40.6		32.1					67.9	
	2012	2,971	39.7		45.3					54.7	
Blaina	2017	3,467	38.0								
	2012	3,598	35.5		43.5					56.5	
Brynmawr	2017	3,936	46.5		22.2		17.7			60.1	
Byelection	2016				19.9					80.1	
Cwm	2012	4,172	38.5		42.9					57.1	
	2017	3,235	39.5		33.1		36.5			30.4	
Cwmtillery	2012	3,355	36.3		55.9					44.1	
	2017	3,409	41.9		42.0					58.0	
Ebbw Vale North	2012	3,656	41.8		70.4					29.6	
	2017	3,290	39.6		32.9					67.1	
Ebbw Vale South	2012	3,508	34.8		64.2					35.8	
	2017	3,017	36.0		39.8					60.2	
Georgetown	2012	3,113	33.4		61.0					39.0	
	2017	3,107	36.2		62.7					37.3	
Llanhilleth	2012	3,011	34.5		77.0					23.0	
	2017	3,425	41.5		39.9					60.1	
Nantyglo	2012	3,629	39.3		55.9					44.1	
	2017	3,277	35.0		42.2					57.8	
Rassau	2012	3,498	36.9		57.0					43.0	
	2017	2,443	43.6	12.7	44.8					42.5	
Sirhowy	2012	2,558	43.5		62.7					37.3	
	2017	4,217	39.1		52.8					47.2	
Six Bells	2012	4,410	37.6		63.7					36.3	
	2017	1,723	45.4		24.0		33.8			42.2	
Tredegar Central and West	2012	1,888	41.8		45.5					54.5	
	2017	3,975	32.9		46.3					53.7	
	2012	4,251	34.3		52.5		18.8			28.8	

Bridgend

Labour lose to
NOC



Results dashboard

Aberkenfig	Bettws	Blackmill	Blaengarw	Brackla 1	Brackla 2	Brackla 3
Brackla 4	Bryncethin	Bryncoch	Bryntirion 1	Bryntirion 2	Caerau 1	Caerau 2
Caerau 3	Cefn Cribwr	Cefn Glas	Coity	Cornelly 1	Cornelly 2	Coychurch Lower
Felindre	Hendre 1	Hendre 2	Litchard	Llangeinor	Llangewydd	Llangynwyd
Maesteg East 1	Maesteg East 2	Maesteg West 1	Maesteg West 2	Morfa 1	Morfa 2	Nant-y-Moel
Newcastle 1	Newcastle 2	Newton	Nottage	Ogmore Vale	Oldcastle 1	Oldcastle 2
Pen-y-Fai	Pendre	Penprysg	Pontycymmer	Porthcawl East C.	Porthcawl West C.	Pyle 1
Pyle 2	Pyle 3	Rest Bay	Sarn	Ynysawdre		

Gains and losses

	Gained	Lost
Conservatives	10 Brackla (3 seats) Hendre (1 seat) Litchard Newcastle (1 seat) Oldcastle (2 seats) Pen-y-Fai Penprysg	
Labour	3 Cornelly (1 seat) Morfa (1 seat) Ogmore Vale	17 Aberkenfig Blaengarw Brackla (3 seats) Hendre (1 seat) Litchard Llangeinor Maesteg East (2 seats) Maesteg West (1 seat) Newcastle (1 seat) Oldcastle (2 seats) Pen-y-Fai Penprysg Ynysawdre
Liberal Democrats		2 Nottage Rest Bay
Plaid Cymru	2 Aberkenfig Ynysawdre	
Independent	7 Blaengarw Coity Llangeinor Maesteg East (2 seats) Maesteg West (1 seat) Nottage Rest Bay	3 Coity Cornelly (1 seat) Morfa (1 seat) Ogmore Vale

council historic results

	Conservatives		Labour		Liberal Dem		Plaid Cymru		UKIP		Independents		Others	
	Seats	%votes	Seats	%votes	Seats	%votes	Seats	%votes	Seats	%votes	Seats	%votes	Seats	%votes
17	11	20.9	26	36.4	1	3.1	3	8.3	0	0.1	13	30.2	0	0.9
12	1	12.2	39	47.4	3	10.0	1	7.0	0	0.0	10	21.2	0	0.1
08	6	16.4	27	39.2	11	23.0	1	3.4	0	0.0	9	17.7	0	0.2
04	8	14.0	22	35.5	13	22.0	1	6.3	0	0.0	10	20.8	0	1.4
99	1	15.8	41	43.3	5	16.7	2	10.7	0	0.0	4	10.4	1	3.1
95	0	18.4	45	57.4	0	5.5	0	4.5	0	0.0	2	10.5	0	3.6

Pyle

Current constituency: Bridgend
Proposed constituency:
Bridgend and Vale of Glamorgan West



Mike Kearn	Lab	1,006	61.2	+ 9.4
Jane Gebbie	Lab	910	55.4	+ 7.0
Stephen G. Smith	Lab	801	48.7	+ 4.4
Phil Barham	Con	457	27.8	+16.4
Rhys D. Watkins	PC	396	24.1	
David B.T. Deere	Con	320	19.5	+11.3
Ann Lee	Con	310	18.9	

Rest Bay

Current constituency: Bridgend
Proposed constituency:
Bridgend and Vale of Glamorgan West



Mike Clarke	Ind	665	64.8	
Caroline E. Vaughan	Con	253	24.6	- 20.2
John W. Bunker	Lab	72	7.0	
Alex Harris	Grn	37	3.6	

Sarn

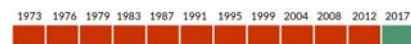
Current constituency: Ogmore
Proposed constituency: Ogmore and Port Talbot



David R.W. Lewis	Lab	325	55.6	- 28.2
Sally Hyde	Ind	127	21.7	
Irina Scelkunova	Con	70	12.0	
Nicola C. Thomas	PC	63	10.8	

Ynysawdre

Current constituency: Ogmore
Proposed constituency: Ogmore and Port Talbot



Tim Thomas	PC	396	40.8	+ 6.3
Fadhel Abedalkarim	Lab	286	29.5	- 29.5
Christopher C. Lavis		161	16.6	
Haydn E. Morgan	Ind	127	13.1	

Summary of results: Bridgend


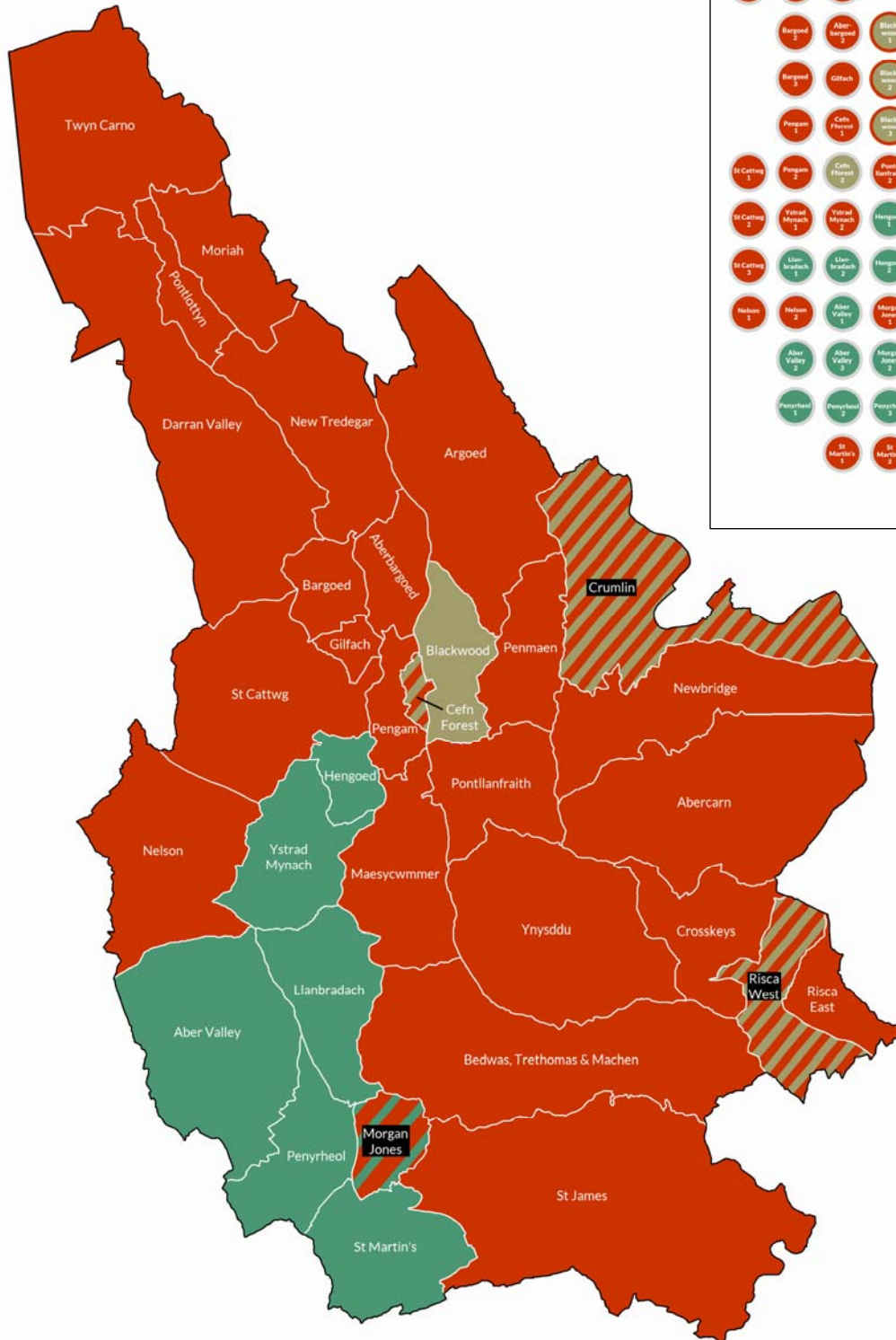
	Year	Elec	%Poll	Con	Lab	LD	Plaid	UKIP	Grn	Ind	Other
Aberkenfig	2017	1,804	39.3		37.9		39.5			22.6	
	2012	1,555	48.6		37.8		19.3			42.9	
Bettws By-election	2017	1,581	34.7	9.8	78.5			11.7			
	2012			1.9	79.9				2.6	15.5	
Blackmill	2017	1,587	22.7		76.3				23.7		
	2012	1,874	36.8		55.6					44.4	
Blaengarw	2017	1,923	-		Unop						
	2012	1,269	41.1		47.8					52.2	
Brackla	2017	1,273	-		Unop						
	2017	8,451	34.0	35.0	31.8		8.8			24.3	
Bryncethin	2012	8,445	26.4	20.6	40.9	13.7	9.4			15.4	
	2017	1,054	30.7		45.8		10.8			43.3	
Bryncoch By-election	2012	964	28.9		76.6	23.4					
	2017	1,746	31.8		50.7		10.6			38.7	
Bryntirion, Laleston and Merthyr Mawr	2013				62.5	6.8	15.2			15.4	
	2012	1,559	27.6		74.2	25.8					
Caerau	2017	6,444	37.5	29.3	29.9	32.2			8.5		
	2012	6,341	29.5	25.0	32.9	29.4			12.7		
Cefn Cribwr	2017	4,731	34.6		48.9		20.0			31.1	
	2012	5,064	33.8		58.3					41.7	
Cefn Glas	2017	1,162	48.6	11.0	67.7		21.3				
	2012	1,170	-		Unop						
Coity	2017	1,359	41.0	22.0	38.5					39.6	
	2012	1,238	40.3	12.0	61.5	26.5					
Cornelly	2017	2,190	38.0	24.8	15.2					60.0	
	2012	716	45.7		9.0	11.7			5.9	73.5	
Coychurch Lower	2017	5,382	37.2	12.6	30.0					57.4	
	2012	5,080	35.8		39.3					60.7	
Felindre	2017	1,127	54.0	32.8	4.0	3.5	6.1			53.6	
	2012	1,144	46.0	14.7	13.9					71.4	
Hendre	2017	2,104	39.9	40.5	48.9					10.6	
	2012	2,160	33.8		64.8	35.2					
Litchard	2017	3,072	39.6	43.2	42.3		14.3				
	2012	3,048	33.3		55.6				15.6	28.7	
Llangeinor	2017	1,905	50.9	42.1	38.9					19.1	
	2012	1,770	43.7	40.2	59.8						
	2017	869	34.4		45.6					54.4	
	2012	900	-		Unop						

Summary of results: Bridgend

	Year	Elec	%Poll	Con	Lab	LD	Plaid	UKIP	Grn	Ind	Other
Llangewydd and Brynhafryd By-election	2017	1,876	38.0	17.6	44.1	19.0				16.3	3.0
	2013			7.7	49.5	25.2	6.0			11.6	
	2012	1,934	31.3		66.3	26.0					7.7
Llangynwyd	2017	2,335	44.0	33.9			58.3		7.8		
	2012	2,233	43.4		45.9		54.1				
Maesteg East	2017	3,633	42.8		33.1		16.6			50.3	
	2012	3,776	22.0		77.3		16.9		5.8		
Maesteg West	2017	4,268	44.8		34.6		10.0			55.4	
	2012	4,363	36.2		65.9	13.4	20.7				
Morfa	2017	3,295	38.4	14.2	34.5				5.6	45.7	
	2012	3,334	35.9		42.9		15.7		7.1	34.3	
Nant-y-Moel	2017	1,712	48.3		38.4					61.6	
	2012	1,735	44.4		45.8					54.2	
Newcastle By-election	2017	4,286	39.8	32.6	36.0					31.5	
	2015			35.7	44.3			20.0			
	2012	4,315	31.5	38.1	61.9						
Newton	2017	2,989	49.1	40.8	10.7	15.3				33.2	
	2012	2,878	42.5	54.1	30.7		15.3				
Nottage	2017	2,781	48.4	23.5	13.8					62.7	
	2012	2,780	40.1	24.6	29.0	46.4					
Ogmore Vale By-election	2017	2,276	41.0		53.4		18.6			28.0	
	2015			6.3	48.8		13.5	4.3		27.1	
	2012	2,378	39.0		45.0					55.0	
Oldcastle	2017	3,750	45.2	32.8	24.7					42.5	
	2012	3,628	19.1	49.0	4.3	9.2				18.4	
Pen-y-Fai	2017	1,828	47.1	42.8	37.3		8.9			11.1	
	2012	1,850	39.1	31.4	37.5					31.1	
Pendre	2017	1,402	41.1	20.2	45.7	20.0				14.1	
	2012	1,424	36.0		52.4	37.3	10.3				
Penprysg	2017	2,410	44.4	57.2	34.8		8.0				
	2012	2,399	31.0		62.4					37.6	
Pontycymmer	2017	1,720	36.1		74.8					25.2	
	2012	1,758	-		Unop						
Porthcawl East Central	2017	2,581	37.2	19.8	26.1					54.1	
	2012	2,567	38.6		34.2		9.0			56.7	
Porthcawl West Central	2017	2,827	43.5	27.9	20.3					51.8	
	2012	2,765	40.1	19.9	20.3					59.7	
Pyle	2017	5,489	31.0	22.1	55.1		24.1				
	2012	5,519	30.1	10.8	49.3	14.8				25.1	
Rest Bay	2017	1,905	54.1	24.6	7.0				3.6	64.8	
	2012	1,937	43.4	44.8		55.2					
Sarn	2017	1,802	32.7	12.0	55.6		10.8			21.7	
	2012	1,784	33.2		83.8					16.2	
Ynysawdre	2017	2,633	37.2		29.5		40.8			29.7	
	2012	2,535	34.9		59.0		34.5		6.5		

Caerphilly

LAB
HOLD



Results dashboard

Aber Valley 1	Aber Valley 2	Aber Valley 3	Aberbargoed 1	Aberbargoed 2	Abercarn 1	Abercarn 2
Argoed	Bargoed 1	Bargoed 2	Bargoed 3	Bedwas 1	Bedwas 2	Bedwas 3
Bedwas 4	Blackwood 1	Blackwood 2	Blackwood 3	Cefn Forest 1	Cefn Forest 2	Cross Keys
Crumlin 1	Crumlin 2	Darren Valley	Gilfach	Hengoed 1	Hengoed 2	Llanbradach 1
Llanbradach 2	Maesycwmmmer	Morgan Jones 1	Morgan Jones 2	Morgan Jones 3	Moriah 1	Moriah 2
Nelson 1	Nelson 2	New Tredegar 1	New Tredegar 2	Newbridge 1	Newbridge 2	Newbridge 3
Pengam 1	Pengam 2	Penmaen 1	Penmaen 2	Penyrheol 1	Penyrheol 2	Penyrheol 3
Penyrheol 4	Pontllanfraith 1	Pontllanfraith 2	Pontllanfraith 3	Pontlottyn	Risca East 1	Risca East 2
Risca East 3	Risca West 1	Risca West 2	St Cattwg 1	St Cattwg 2	St Cattwg 3	St James 1
St James 2	St James 3	St Martin's 1	St Martin's 2	St Martin's 3	Twyn Carno	Ynysddu 1
Ynysddu 2	Ystrad Mynach 1	Ystrad Mynach 2				

Gains and losses

	Gained		Lost	
Labour	5	Morgan Jones (1 seat) Nelson (1 seat) Newbridge (2 seats) Risca West (1 seat)	5	Blackwood (3 seats) Cefn Forest (1 seat) Penyrheol (1 seat)
Plaid Cymru	1	Penyrheol (1 seat)	3	Morgan Jones (1 seat) Newbridge (2 seats)
Independent	4	Blackwood (3 seats) Cefn Forest (1 seat)	2	Risca West (1 seat) Nelson (1 seat)

council historic results

	Conservatives		Labour		Liberal Dem		Plaid Cymru		UKIP		Independents		Others	
	Seats	%votes	Seats	%votes	Seats	%votes	Seats	%votes	Seats	%votes	Seats	%votes	Seats	%votes
17	0	8.6	50	42.2	0	1.5	18	34.0	0	3.5	5	8.8	0	1.5
12	0	3.8	50	50.5	0	0.3	20	29.6	0	0.0	3	15.4	0	0.4
08	0	6.4	32	37.5	0	1.6	32	36.5	0	0.0	9	17.7	0	0.2
04	0	3.5	39	43.9	0	2.3	26	32.0	0	0.0	8	16.5	0	1.8
99	0	3.4	28	37.4	3	8.4	39	41.4	0	0.0	3	9.0	0	0.4
95	0	3.1	56	58.7	0	3.5	9	27.1	0	0.0	3	7.3	0	0.4

Aber Valley

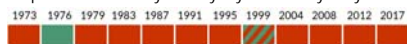
Current constituency: Caerphilly
Proposed constituency: Caerphilly



*John Taylor	PC	990	66.6	+12.2
*Lyndon J. Binding	PC	984	66.2	+14.0
*John E. Roberts	PC	945	63.6	+16.5
David Zenati-Parsons	Lab	307	20.6	-22.3
Jo Rao	Lab	297	20.0	-16.5
Ryan G. Smith	Con	212	14.3	

Aberbargoed

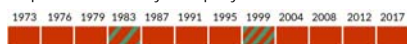
Current constituency: Islwyn
Proposed constituency: Merthyr Tydfil and Rhymney



*Alan G. Higgs	Lab	362	45.9	unop
Alan G. Collis	Lab	352	44.7	unop
Lowri C. Edwards	PC	320	40.6	
Ted Edwards	PC	300	38.1	
Keith Mills	UKIP	121	15.4	

Abercarn

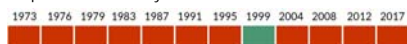
Current constituency: Islwyn
Proposed constituency: Caerphilly



Andrew Whitcombe	Lab	688	50.9	-15.8
*Denver W.R. Preece	Lab	663	49.0	-11.5
Jill E. Jones	PC	493	36.5	+10.7
Tud Jones	PC	358	26.5	+ 2.3
Margaret E. Dennehy	LD	251	18.6	

Argoed


Current constituency: Islwyn
Proposed constituency: Blaenau, Gwent



Walter H.E. Williams	Lab	427	57.8	- 2.9
John Moore	UKIP	168	22.7	
Roger J. Moore	PC	144	19.5	- 2.2

Bargoed

Current constituency: Caerphilly
Proposed constituency: Merthyr Tydfil and Rhymney



Tudor Davies	Lab	692	54.9	-20.5
Dianne Price	Lab	616	48.9	-22.6
Carol J. Andrews	Lab	582	46.2	-19.6
Kevin P. Viney	PC	423	33.6	+ 1.5
Gill Jones	PC	409	32.5	+ 3.3
James Kerby	Ind	322	25.6	
Andrew T. Nutt	PC	317	25.2	- 0.8
Belinda Gingell	Ind	172	13.7	

Bedwas, Trethomas and Machen

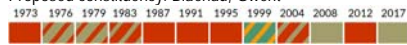
Current constituency: Caerphilly
Proposed constituency: Caerphilly



*Liz Aldworth	Lab	1,378	43.0	-24.8
*Lisa Phipps	Lab	1,241	38.7	-18.9
*Derek Havard	Lab	1,178	36.8	-10.1
*June Gale	Lab	1,049	32.8	-10.4
John J. Dew	Ind	741	23.1	
Gareth Llewellyn	PC	723	22.6	- 1.5
Janet Walsh	Ind	618	19.3	
Daniel Llewellyn	PC	572	17.9	+ 8.5
Paul Stringer	PC	531	16.6	
Philip Goodger	Con	504	15.7	
Michael Roberts	Con	494	15.4	
Teresa Winiarski	PC	397	12.4	
Peter C. Gaskell	Grn	257	8.0	

Blackwood

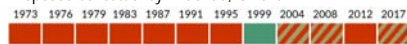
Current constituency: Islwyn
Proposed constituency: Blaenau, Gwent



Kevin Etheridge	Ind	1,069	42.5	
*Nigel S. Dix	Ind	791	31.4	
Andrew D. Farina-Childs	Ind	625	24.8	
Keith Smallman	Ind	618	24.6	-12.9
*Patricia Cook	Lab	604	24.0	-26.1
Janet Griffiths	Lab	530	21.1	-22.3
Matthew Sessions	Lab	476	18.9	-23.6
*Allan Rees	Ind	427	17.0	
Darren Jones	PC	377	15.0	- 0.8
Andrew Short	PC	355	14.1	+ 2.7
Steven A. Blakeman	PC	320	12.7	+ 2.1
Paul Taylor	UKIP	278	11.0	

Cefn Forest


Current constituency: Islwyn
Proposed constituency: Blaenau, Gwent



*Tom Williams	Lab	453	51.4	-22.1
Graham D. Simmonds	Ind	450	51.0	
*Christopher Hawker	Lab	437	49.6	-17.1
Louise R. Phillips	Ind	423	48.0	

Cross Keys

Current constituency: Islwyn
Proposed constituency: Caerphilly



*Julian Simmonds	Lab	450	53.4	- 1.5
Christopher P.N. Cook	PC	392	46.6	+33.9

Crumlin

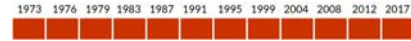
Current constituency: Islwyn
Proposed constituency: Blaenau, Gwent



Carl J. Thomas	Lab	701	47.2	- 3.5
Mike Davies	PC	619	41.7	- 5.0
*Andrew Lewis	Lab	612	41.2	
Alwyn L. Lloyd	PC	504	34.0	- 5.5
Philip Fowler	Ind	281	18.9	
Dominic Walker	Ind	251	16.9	

Darren Valley

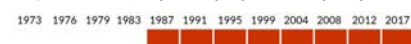
Current constituency: Merthyr Tydfil and Rhymney
Proposed constituency: Merthyr Tydfil and Rhymney



*David T. Hardacre	Lab	349	59.0	unop
Keiron D. O'Hagan	Ind	242	41.0	

Gilfach

Current constituency: Caerphilly
Proposed constituency: Merthyr Tydfil and Rhymney



*Lindsey Harding	Lab	335	62.6	-23.3
Ken Houston	PC	147	27.5	+13.4
Granville Hale	Con	53	9.9	

Hengoed

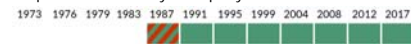
Current constituency: Caerphilly
Proposed constituency: Merthyr Tydfil and Rhymney



Donna Cushing	PC	678	46.7	- 8.2
Teresa E. Parry	PC	676	46.5	- 7.4
Mark A. Boyland	Lab	478	32.9	-14.2
Graham G. Wills	UKIP	298	20.5	

Llanbradach

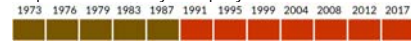
Current constituency: Caerphilly
Proposed constituency: Caerphilly



*Robert W. Gough	PC	870	74.1	+11.2
*Colin P. Mann	PC	834	71.0	+11.5
Rhydian D. Birkinshaw	Lab	324	27.6	- 0.9
Bethan L. Thomas	Lab	320	27.3	+ 1.8

Maesycwmmmer


Current constituency: Islwyn
Proposed constituency: Caerphilly



Vincent A. James	Lab	327	52.0	Unop
Catrin S. Moss	PC	174	27.7	
William S. Jones	Con	128	20.4	

Morgan Jones


Current constituency: Caerphilly
Proposed constituency: Caerphilly



*James Pritchard	Lab	1,059	53.4	+ 7.8
*Phil Bevan	PC	909	45.9	- 7.2
Shayne Cooke	Lab	900	45.4	+ 3.5
Roger Bidgood	PC	821	41.4	- 1.9
*Mike Prew	PC	783	39.5	- 3.4
Shelly Hodder	Lab	775	39.1	
Peter Jones	Con	256	12.9	+ 2.1
Gerry Jones	Con	245	12.4	+ 2.4
Wilfred H. Phillips	Con	196	9.9	+ 1.2

Moriah

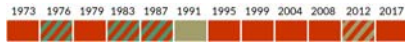
Current constituency: Merthyr Tydfil and Rhymney
Proposed constituency: Merthyr Tydfil and Rhymney



*John Bevan	Lab	565	57.5	+ 7.8
Dai Harse	Lab	538	54.8	+16.1
Nathan T. Flanagan	PC	431	43.9	+14.0

Nelson

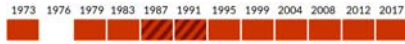
Current constituency: Caerphilly
Proposed constituency: Merthyr Tydfil and Rhymney



*Sean I. Morgan	Lab	725	46.4	- 16.5
Brenda M. Miles	Lab	560	35.9	- 14.9
Malcolm Tucker	PC	391	25.0	
*Anne Blackman	CPA	374	24.0	
Marls Tucker	PC	332	21.3	
David Kay	LD	183	11.7	+ 2.5

New Tredegar

Current constituency: Merthyr Tydfil and Rhymney
Proposed constituency: Merthyr Tydfil and Rhymney



*Eluned Stenner	Lab	687	64.7	- 14.6
*Mark A. Evans	Lab	665	62.6	+ 1.4
Kev Rodgers	Ind	257	24.2	
Rachael J. Dixon	PC	137	12.9	
Bethany A. Edwards	PC	122	11.5	

Newbridge

Current constituency: Islwyn
Proposed constituency: Blaenau, Gwent



*Gary Johnston	Lab	719	40.4	- 9.9
Adrian A. Husey	Lab	677	38.1	
Leeroy Jeremiah	Lab	655	36.8	
*Kath Baker	PC	655	36.8	- 9.3
Wayne L. Morrissey	PC	543	30.5	- 7.1
Rhys Mills	PC	535	30.1	- 5.0
Jago Lewis	Con	326	18.3	+ 6.1
Matthew Kidner	LD	273	15.3	
Stuart Robinson	Con	206	11.6	- 0.6
Heather Robertson	Con	201	11.3	+ 3.3

Pengam

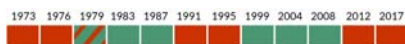
Current constituency: Islwyn
Proposed constituency: Blaenau, Gwent



*David V. Poole	Lab	507	64.2	+10.2
*Kevin Dawson	Lab	505	64.0	+13.4
Noel G. Turner	PC	350	44.3	
Chris Paul	PC	217	27.5	

Penmaen

Current constituency: Islwyn
Proposed constituency: Blaenau, Gwent



*Roy Saralis	Lab	903	56.0	- 1.5
Ben Zaplatynski	Lab	744	46.1	- 11.2
John O. Evans	PC	505	31.3	- 2.3
Kevin Jones	PC	450	27.9	- 5.0
Richard W. Jones	Con	324	20.1	+10.3
Shawn P. Sims	Con	299	18.5	+ 9.5

Penyrheol

Current constituency: Caerphilly
Proposed constituency: Caerphilly



*Lindsay G. Whittle	PC	1,653	54.9	+ 3.8
*Margaret E. Sargent	PC	1,340	44.5	- 0.4
Jon Scriven	PC	1,337	44.4	+ 2.7
*Steven J. Skivens	PC	1,270	42.2	+ 5.0
*Huw R. Davies	Lab	910	30.2	- 10.1
Sandra Jones	Lab	854	28.4	- 6.0
Janice A. Davies	Lab	847	28.1	- 4.6
Milena Zenati-Parsons	Lab	716	23.8	- 8.1
Gregory Elliot	Con	514	17.1	
Cameron Muir-Jones	Con	513	17.0	
Steven J. Roberts	Con	383	12.7	
Lawrence J.F. Andrews	UKIP	340	11.3	
Ian W. Gorman	UKIP	279	9.3	

Pontllanfraith

Current constituency: Islwyn
Proposed constituency: Caerphilly



*Michael Adams	Lab	1,107	50.3	- 7.1
*Colin J. Gordon	Lab	1,039	47.3	- 7.9
*Gez Kirby	Lab	966	43.9	- 7.2
Jim Criddle	PC	773	35.2	+10.4
Zoe A. Hammond	PC	589	26.8	+ 3.2
Andrew Williamson	Con	544	24.7	+14.7
Wendy Phillips	Con	533	24.2	+15.2
Mike Jackson	PC	507	23.1	+ 4.2

Pontllytyn

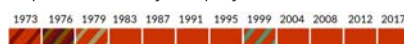
Current constituency: Merthyr Tydfil and Rhymney
Proposed constituency: Merthyr Tydfil and Rhymney



*Gaynor D. Oliver	Lab	239	45.0	- 33.6
Mervyn D. Diggle	Ind	235	44.3	
David A. Rees	PC	57	10.7	- 10.7

Risca East

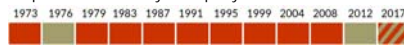
Current constituency: Islwyn
Proposed constituency: Caerphilly



*Nigel George	Lab	728	62.7	- 1.1
*Arianna K. Passmore	Lab	709	61.0	+ 8.2
*Philippa Leonard	Lab	690	59.4	+ 7.9
James Jones	Con	287	24.7	
Graham Jones	Con	279	24.0	
James Mallindine	Con	227	19.5	
Alexander Owen	PC	210	18.1	- 2.8
Gareth Macleur	PC	190	16.4	- 2.0
Luke Smith	PC	165	14.2	+ 1.7

Risca West

Current constituency: Islwyn
Proposed constituency: Caerphilly



Bob Owen	Ind	640	37.0	
Ross A. Whiting	Lab	620	35.9	- 3.7
Ceri M. Wright	Lab	525	30.4	- 6.5
Anthony Sims	Con	270	15.6	+ 8.9
Brian Hancock	PC	265	15.3	
Matthew R. Farrell	PC	225	13.0	

St Cattwg

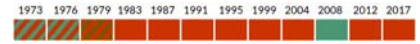
Current constituency: Caerphilly
Proposed constituency: Merthyr Tydfil and Rhymney



*Wynne David	Lab	1,077	69.8	- 0.1
Ann Gair	Lab	867	56.2	- 13.2
Carmen M. Bezzina	Lab	782	50.7	- 14.5
Wyndham Matthews	PC	756	49.0	+17.2
Jessica Alfonso Robledo	PC	597	38.7	
Richard E. Osborne	PC	551	35.7	

St James

Current constituency: Caerphilly
Proposed constituency: Caerphilly



*Christine Forehead	Lab	615	41.3	- 8.3
*Elaine Forehead	Lab	561	37.6	- 6.7
*Barbara A. Jones	Lab	543	36.4	- 7.7
Paul M. Bradbury	PC	534	35.8	+ 5.9
Jayne E. Garland	PC	517	34.7	- 2.2
John A. Leek	PC	440	29.5	- 6.8
John Evans	Con	288	19.3	+ 3.1
Ian Chivers	Con	279	18.7	+ 3.4
Dennis Morgan	Con	261	17.5	
Sam Gould	UKIP	182	12.2	
David Owers	UKIP	138	9.3	
Andrew Shakespeare	UKIP	114	7.6	

St Martin's

Current constituency: Caerphilly
Proposed constituency: Caerphilly



*Colin Elsbury	PC	1,284	43.8	- 1.8
*James E. Fussell	PC	1,250	42.6	+ 2.5
*Steve Kent	PC	1,211	41.3	+ 2.5
Anne O. Broughton-Pettit	Lab	717	24.4	- 4.7
Tony Graham	Lab	714	24.3	- 3.7
Judith E. Child	Con	665	22.7	
Robert S. Lea	Con	638	21.7	
John H. Pettit	Lab	614	20.9	
Elizabeth J. Evans	Con	603	20.5	
Richard Williams	UKIP	283	9.6	
Hazel Norris	UKIP	253	8.6	
Megan H. Churchland	TUSC	101	3.5	

Twyn Carno

Current constituency: Merthyr Tydfil and Rhymney
Proposed constituency: Merthyr Tydfil and Rhymney



*Carl J. Cuss	Lab			Unopposed
---------------	-----	--	--	-----------

Ynysddu

Current constituency: Islwyn
Proposed constituency: Caerphilly

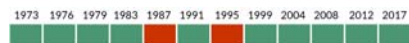


*Philippa Marsden	Lab	720	78.7	+ 7.2
John P. Ridgewell	Lab	638	69.8	+14.2
Lyn Ackerman	PC	244	26.7	+11.3
Terry Birkett	PC	227	24.8	+ 2.5

Ystrad Mynach

Current constituency: Caerphilly

Proposed constituency: Merthyr Tydfil and Rhymney



*Martyn P. James	PC	919	65.1	+ 4.6
*Alan P. Angel	PC	885	62.7	+ 6.4
Keryr Jones	Lab	585	41.4	- 1.7
Alan Dowler	Lab	435	30.8	- 9.3

Summary of results: Caerphilly

	Year	Elec	%Poll	Con	Lab	LD	Plaid	UKIP	Grn	Ind	Other
Aber Valley	2017	4,612	30.8	14.3	20.3		65.4				
	2012	4,454	35.5		39.5		50.1			10.4	
Aberbargoed	2017	2,593	30.9		45.3		39.3	15.4			
	2012	2,502	-		Unop						
Abercarn	2017	4,059	34.6		50.0	18.6	31.5				
	2012	3,929	33.9	11.0	64.2		24.8				
Argoed	2017	2,018	36.8		57.8		19.5	22.7			
	2012	1,949	34.8	4.6	60.7		21.7			13.0	
Bargoed	2017	4,383	30.8		50.0		30.4				19.7
	2012	4,313	33.7		70.2		29.8				
Bedwas, Trethomas and Machen By-election	2017	7,721	37.2	15.5	37.8		17.4		8.0		21.2
	2015	7,750	27.7	5.6	46.8		23.8	10.4			13.5
	2012	7,614	37.9		61.3		21.9				16.8
Blackwood By-election	2017	6,178	38.0		21.3		13.9	11.0			53.8
	2014			4.5	41.0		23.1				31.5
	2012	6,231	35.4	7.3	44.9		14.2				33.5
Cefn Forest	2017	2,841	35.1		50.5						49.5
	2012	2,747	40.0		70.8		10.6				18.6
Cross Keys By-election	2017	2,436	35.5		53.4		46.6				
	2015	2,428	29.0		50.6		25.6	23.7			
	2012	2,450	40.2	3.9	54.9		12.7				28.4
Crumlin	2017	4,319	39.1		44.2		37.9				17.9
	2012	4,339	36.3	7.5	48.2		44.3				
Darren Valley	2017	1,803	33.1		59.0						41.0
	2012	1,814	-		Unop						
Gilfach By-election	2017	1,503	36.4	9.9	62.6		27.5				
	2016	1,522	28.8		57.9		34.2	6.4	1.6		
	2012	1,497	43.3		85.9		14.1				
Hengoed	2017	3,897	34.0		32.9		46.6	20.5			
	2012	3,647	31.2		46.2		53.8				
Llanbradach	2017	3,197	40.3		27.4		72.6				
	2012	3,141	39.1	4.3	27.5		60.7			7.5	
Maescywmmmer	2017	1,652	38.2	20.4	52.0		27.7				
	2012	1,667	-		Unop						
Morgan Jones	2017	5,507	39.9	11.7	46.0		42.3				
	2012	4,951	33.6	9.8	41.7		48.5				
Moriah By-election	2017	3,128	31.7		56.1		43.9				
	2016			0.8	55.7			9.2		34.2	
	2012	3,110	47.1		47.1		28.4			24.5	
Nelson	2017	3,488	40.5		41.1	11.7	23.2				24.0
	2012	3,456	41.7		51.1	7.5				41.4	
New Tredegar By-election By-election	2017	3,343	31.4		63.6		12.2			24.2	
	2015	3,364	23.4	6.0	82.5			11.5			
	2012			3.0	85.5		11.6				
	2012	3,319	35.5		72.7					27.3	

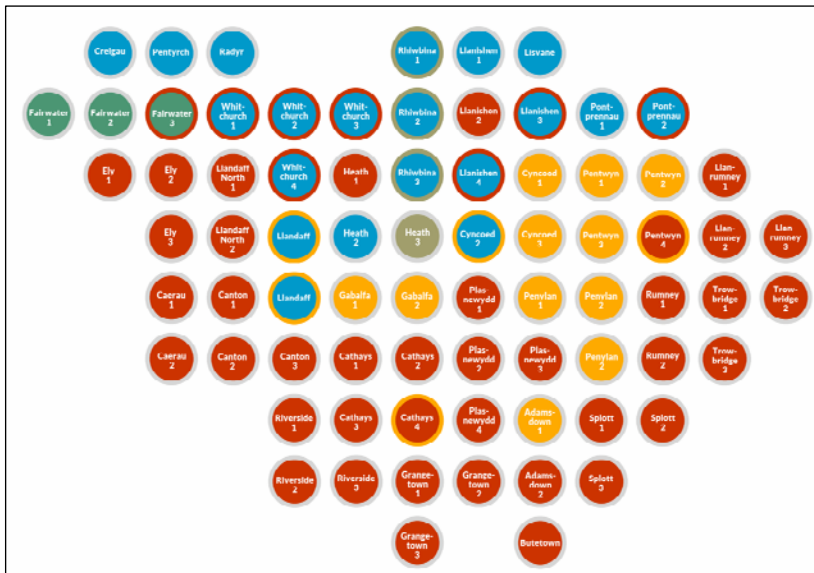
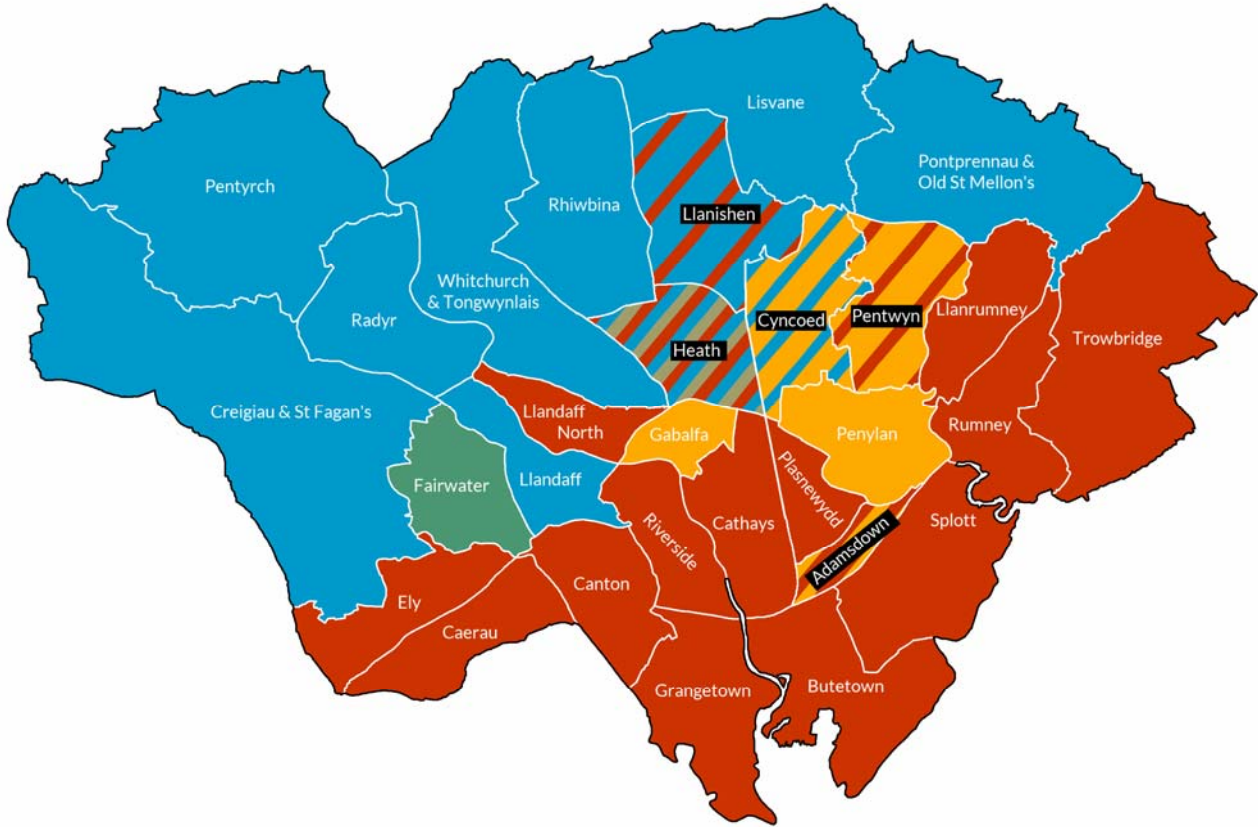
continued

Summary of results: Caerphilly - continued

	Year	Elec	%Poll	Con	Lab	LD	Plaid	UKIP	Grn	Ind	Other
Newbridge	2017	4,764	36.9	13.7	38.4	15.3	32.5				
	2012	4,830	33.2	11.2	46.3		42.4				
Pengam	2017	2,702	33.2		64.1		35.9				
	2012	2,673	38.1	3.8	51.6		21.3			23.3	
Penmaen	2017	4,099	42.2	19.3	51.0		29.6				
	2012	3,983	40.4	9.7	57.0		33.3				
Penyrheol By-election	2017	8,803	35.6	15.6	27.6		46.5	10.3			
	2013			7.5	30.9		51.9				9.7
	2012	8,767	30.0		35.7		45.3			13.2	5.8
Pontllanfraith	2017	6,241	36.5	24.4	47.2		28.4				
	2012	6,208	36.0	9.5	54.2		23.5				
Pontlloftyn	2017	1,429	37.2		45.0		10.7			44.3	
	2012	1,412	35.1		78.6		21.4				
Risca East By-election By-election	2017	4,681	28.1	22.7	61.0		16.2				
	2016	4,717	14.5								
	2013			3.0	44.4		10.0			42.6	
	2012	4,694	31.0		57.3		18.8			24.0	
Risca West	2017	3,892	38.6	15.7	33.1		14.2			37.0	
	2012	3,987	39.9	6.5	38.6					54.9	
St Cattwg	2017	5,583	32.2		58.9		41.1				
	2012	5,572	31.0		68.8		31.2				
St James	2017	4,247	38.1	18.5	38.4		33.3	9.7			
	2012	4,162	37.8	15.1	46.1		38.8				
St Martin's	2017	6,383	46.8	21.6	23.2		42.6	9.1			3.5
	2012	6,328	40.2		26.9		42.2			30.9	
Twyn Carno	2017	1,665	-		Unop						
	2012	1,665	40.5		68.6					31.4	
Ynysddu By-election	2017	2,914	34.2		74.2		25.8				
	2015	2,703	31.6		58.9	4.1	15.7	21.1			
	2012	2,866	38.0	6.0	61.4		32.6				
Ystrad Mynach	2017	3,979	39.3		36.1		63.9				
	2012	3,686	35.1		41.6		58.4				

Cardiff

LAB
HOLD



Results dashboard

Adamsdown 1	Adamsdown 2	Butetown	Caerau 1	Caerau 2	Canton 1	Canton 2
Canton 3	Cathays 1	Cathays 2	Cathays 3	Cathays 4	Creigiau	Cyncoed 1
Cyncoed 2	Cyncoed 3	Ely 1	Ely 2	Ely 3	Fairwater 1	Fairwater 2
Fairwater 3	Gabalfa 1	Gabalfa 2	Grangetown 1	Grangetown 2	Grangetown 3	Heath 1
Heath 2	Heath 3	Lisvane	Llandaff 1	Llandaff 2	Llandaff North 1	Llandaff North 2
Llanishen 1	Llanishen 2	Llanishen 3	Llanishen 4	Llanrumney 1	Llanrumney 2	Llanrumney 3
Pentwyn 1	Pentwyn 2	Pentwyn 3	Pentwyn 4	Pentrych	Penylan 1	Penylan 2
Penylan 3	Plasnewydd 1	Plasnewydd 2	Plasnewydd 3	Plasnewydd 4	Pontprenau 1	Pontprenau 2
Radyr	Rhiwbina 1	Rhiwbina 2	Rhiwbina 3	Riverside 1	Riverside 2	Riverside 3
Rumney 1	Rumney 2	Splott 1	Splott 2	Splott 3	Trowbridge 1	Trowbridge 2
Trowbridge 3	Whitchurch 1	Whitchurch 2	Whitchurch 3	Whitchurch 4		

Gains and losses

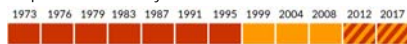
	Gained	Lost
Conservatives	13 Cyncoed (1 seat) Llandaff (2 seats) Llanishen (2 seats) Pontprenau and Old St Mellons (1 seat) Rhiwbina (3 seats) Whitchurch and Tongwynlais (4 seats)	
Labour	2 Cathays (1 seat) Pentwyn (1 seat)	8 Fairwater (1 seat) Llanishen (2 seats) Pontprenau and Old St Mellons (1 seat) Whitchurch and Tongwynlais (4 seats)
Liberal Democrats		5 Cathays (1 seat) Cyncoed (1 seat) Llandaff (2 seats) Pentwyn (1 seat)
Plaid Cymru	1 Fairwater (1 seat)	
Independent		3 Rhiwbina (3 seats)

council historic results

	Conservatives		Labour		Liberal Dem		Plaid Cymru		UKIP		Independents		Others	
	Seats	%votes	Seats	%votes	Seats	%votes	Seats	%votes	Seats	%votes	Seats	%votes	Seats	%votes
17	20	25.7	40	35.4	11	15.0	3	15.9	0	1.3	1	3.2	0	3.6
12	7	18.6	46	37.5	16	16.5	2	13.0	0	0.5	4	6.3	0	7.6
08	17	26.5	13	26.8	35	24.7	7	13.4	0	0.0	3	5.0	0	3.5
04	12	21.5	27	28.5	31	28.0	3	13.0	0	0.0	0	2.8	2	6.2
99	5	18.2	51	35.9	17	23.3	1	16.1	0	0.0	1	0.7	0	5.9
95	1	15.6	56	51.6	9	18.0	1	7.4	0	0.0	0	3.3	0	4.1

Adamsdown

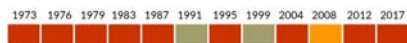
Current constituency: Cardiff Central
Proposed constituency: Cardiff South and East



*Nigel Howells	LD	917	43.3	+ 2.0
Owen L. Jones	Lab	913	43.1	+ 2.5
Gwenda Owen	Lab	874	41.3	+ 2.8
John L. Dixon	LD	863	40.8	+ 2.2
Catherine Hemingway	Con	107	5.1	+ 2.1
Edward S. Mason	PC	105	5.0	- 0.5
Esyllt Meurig	PC	100	4.7	+ 0.9
Mark L. Pritchard	Grn	99	4.7	- 1.9
Pauline Ambani	Con	97	4.6	+ 2.5
David P. Reid	TUSC	29	1.4	- 2.4

Butetown

Current constituency: Cardiff South and Penarth
Proposed constituency: Cardiff South and East



Saeed N. Ebrahim	Lab	1,462	56.2	+18.9
Arreyah-Naasir Aadan	PC	462	17.8	- 0.7
Heather R. Ward	Con	356	13.7	+ 7.7
Michail Arapis	LD	237	9.1	-23.2
Neil A. Monteiro	Grn	85	3.3	- 0.2

Caerau

Current constituency: Cardiff West
Proposed constituency: Cardiff West



*Peter Bradbury	Lab	1,340	53.5	- 8.7
*Elaine Simmons	Lab	1,152	46.0	-11.8
Matthew R. Harvey	PC	881	35.2	+24.5
Jonathan J. Swan	PC	788	31.5	+24.3
Edna J. Huntley	Con	382	15.3	+ 6.4
Kolawole A. Ponnle	Con	277	11.1	+ 2.8
John M. Speake	LD	71	2.8	- 1.6
Laura B. Speake	LD	61	2.4	- 2.0
John A. Williams	TUSC	28	1.1	

Canton

Current constituency: Cardiff West
Proposed constituency: Cardiff West



*Susan Elsmore	Lab	2,370	43.1	- 7.8
Stephen L. Cunnah	Lab	2,314	42.0	- 6.6
*Ramesh Patel	Lab	2,301	41.8	- 6.8
Rhys Ab Owen	PC	2,015	36.6	+15.8
Elin Tudur	PC	1,944	35.3	+16.2
John S.T. Lowes	PC	1,867	33.9	+18.8
David A.H. Davies	Con	666	12.1	+ 0.6
Barbara A. Davies	Con	649	11.8	+ 2.1
Morgan R. Griffith-David	LD	376	6.8	+ 4.1
Aileen Ashmore	Con	363	6.6	+ 4.1
Daniel P. McGowan	Grn	363	6.6	-10.1
Peter Harding	LD	281	5.1	+ 2.9
Andrew Owen	LD	274	5.0	+ 3.1

Cathays

Current constituency: Cardiff Central
Proposed constituency: Cardiff South and East



*Sarah Merry	Lab	1,639	47.4	+15.4
Ali Ahmed	Lab	1,581	45.7	+13.9
*Chris Weaver	Lab	1,468	42.5	+13.1
Norma Mackie	Lab	1,458	42.2	+13.5
*Elizabeth Clark	LD	976	28.2	- 1.3
Jack A. Satterthwaite	LD	843	24.4	- 4.5
Thomas R. Pilliner	LD	834	24.1	- 4.2
Paul J. Bailey	LD	809	23.4	- 2.2
Helen R. Westhead	Grn	416	12.0	-11.1
Daniel L. Bryant	PC	318	9.2	- 0.5
Emily H. Higham	Con	308	8.9	+ 0.6
Simon A. Rees	Con	300	8.7	+ 0.9
Joseph L. Ventre	Con	297	8.6	+ 1.1
Peter M. Davies	PC	280	8.1	- 0.8
Emily J. Cole	PC	274	7.9	- 0.7
Emyr R. Gruffydd	PC	250	7.2	- 0.2
Callum W.H. Sloper	Con	244	7.1	+ 0.2
Calum Glanville-Ellis	TUSC	81	2.3	
Sebastian L. Robyns-Landricombe	TUSC	63	1.8	

Creigiau and St Fagans

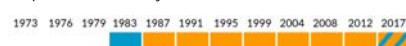
Current constituency: Cardiff West
Proposed constituency: Cardiff West



*Graham Thomas	Con	948	47.0	+ 8.8
Wynford E. Owen	PC	644	31.9	- 4.8
John Yarrow	Lab	334	16.6	- 2.3
Peter Borrow	LD	91	4.5	+ 1.4

Cyncoed

Current constituency: Cardiff Central
Proposed constituency: Cardiff North



Wendy M. Congreve	LD	1,874	39.0	- 8.2
Kathryn F. Kelloway	Con	1,852	38.6	+10.1
Bablin Molik	LD	1,769	36.9	- 8.2
Lee D.P. Canning	Con	1,737	36.2	+ 9.9
Lee G. Gonzalez	Con	1,733	36.1	+ 9.8
Jayne A. Lutwyche	LD	1,727	36.0	- 8.3
Ian C. Bounds	Lab	996	20.8	+ 3.0
Alvin K.B. Shum	Lab	757	15.8	+ 1.5
Louise Thomas	Lab	710	14.8	- 1.2
Timothy A. Jones	Grn	415	8.6	+ 2.9

Ely

Current constituency: Cardiff West
Proposed constituency: Cardiff West



*Irene S. Goddard	Lab	1,472	52.4	- 6.2
*James W. Murphy	Lab	1,380	49.1	- 5.2
*Russell V. Goodway	Lab	1,269	45.1	- 8.7
Lowri Brown	PC	786	28.0	- 1.0
Christopher N. Newth	PC	745	26.5	- 2.0
Andrea E. Gibson	PC	622	22.1	- 6.0
Owen R. Robbins	Con	509	18.1	+ 9.4
Leighton McEwan	Con	507	18.0	+ 9.3
Linda M. Amoss	LD	267	9.5	+ 6.0
Michael Rees	LD	97	3.5	+ 0.5
Matthew Hemsley	LD	84	3.0	+ 0.3
Richard M. Edwards	TUSC	64	2.3	

Fairwater

Current constituency: Cardiff West
Proposed constituency: Cardiff West



*Neil J. McEvoy	PC	2,414	56.7	+12.9
*Lisa Ford	PC	2,349	55.2	+13.6
Keith H. Parry	PC	2,017	47.4	+11.6
*Paul D.E. Mitchell	Lab	1,160	27.2	-10.4
John C. Bayliss	Lab	1,101	25.9	-11.0
Irene M. Humphreys	Lab	1,039	24.4	-10.7
John C. Williams	Con	535	12.6	- 1.8
Alan J. Hill	Con	533	12.5	+ 6.2
Ronald Michaelis	Con	450	10.6	+ 0.3
Eleri K. Randerson	LD	203	4.8	+ 3.0
Phillip C. Croxall	Grn	190	4.5	- 0.2
Mark Rees	LD	92	2.2	+ 0.5
Oliver B. Townsend	LD	92	2.2	+ 0.5
Ross Saunders	TUSC	73	1.7	

Gabalfa

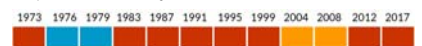
Current constituency: Cardiff North
Proposed constituency: Cardiff North



Rhys Taylor	LD	922	45.6	- 7.1
Ashley K. Wood	LD	920	45.5	- 4.6
Joycelyn A. Coughlin	Lab	818	40.5	+12.4
Matthew R. Hexter	Lab	719	35.6	+ 7.6
Sioned E. Treharne	PC	178	8.8	+ 1.8
Gareth A. Kennard-Holden	PC	169	8.4	+ 3.6
Niall C. Piercy	Con	165	8.2	+ 1.7
Margaret Evans	Con	149	7.4	+ 2.3

Grangetown

Current constituency: Cardiff South and Penarth
Proposed constituency: Cardiff West



Ashley J. Lister	Lab	2,199	45.4	+ 3.7
Abdul Sattar	Lab	2,198	45.4	+ 6.0
*Lynda D. Thorne	Lab	2,121	43.8	+ 4.6
*Mohammed T. Awan	PC	1,757	36.3	+ 1.5
David R. Vaughan	PC	1,438	29.7	- 4.1
Elizabeth J. Musa	PC	1,310	27.1	- 4.9
Michael S. Bryan	Con	671	13.9	+ 6.8
Jenna Malvisi	Con	604	12.5	+ 1.0
Andrew Pike	Con	580	12.0	+ 6.2
Jahangir Hussain	LD	350	7.2	- 4.4
Simon Morton	Grn	272	5.6	+ 0.6
Malcolm S. Evans	LD	232	4.8	- 6.7
Muhammad I. Latif	LD	194	4.0	- 7.3
Lianne E. Francis	TUSC	65	1.3	
Joseph C. Farhallah	TUSC	46	0.9	

Radyr

Current constituency: Cardiff West
Proposed constituency: Cardiff West



*Roderick McKerlich	Con	1,193	43.1	-10.2
Michael A.C. Deem	PC	999	36.1	+28.9
Mohammed R. Islam	Lab	358	12.9	-19.5
Hilary E. Borrow	LD	218	7.9	+3.7

Rhiwbina

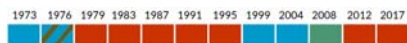
Current constituency: Cardiff North
Proposed constituency: Cardiff North



*Jayne L. Cowan	Con	3,595	53.4	+41.1
*Adrian R. Robson	Con	3,230	47.9	+37.2
Oliver W. Owen	Con	2,565	38.1	+28.4
*Eleanor Sanders	Ind	1,565	23.2	-42.3
Meurig Williams	Lab	1,524	22.6	+10.5
Clare F. Jones	Lab	1,500	22.3	+10.6
Alan Golding	Lab	1,159	17.2	+7.2
Stephen E. Lake	PC	402	6.0	+1.7
Jonathan Land	LD	371	5.5	+1.5
Philippa W. Willmot	LD	198	2.9	+1.6
Dale Hargrove	LD	170	2.5	+1.5

Riverside

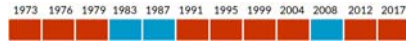
Current constituency: Cardiff West
Proposed constituency: Cardiff West



*Iona Gordon	Lab	2,278	52.1	+0.3
*Caro Wild	Lab	2,050	46.8	+0.3
Hardave H.R.K. Singh	Lab	1,941	44.4	+1.6
Ruksana Begum	PC	1,126	25.7	-8.8
Richard G. Williams	PC	1,054	24.1	-4.2
Mubashar K. Sawati	PC	959	21.9	-6.2
Jason Griffin	Con	510	11.7	+3.1
Leon Bancroft	Con	464	10.6	+2.3
Gaener Davies	Con	415	9.5	+1.6
Alun E. Williams	LD	401	9.2	+5.0
Kenneth J. Barker	Grn	400	9.1	+0.3
Molik M. Ahmed	LD	255	5.8	+1.9
Callum J.A. Littlemore	LD	218	5.0	+1.3
Ahmed Alsisi	Ind	86	2.0	

Rumney

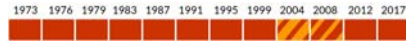
Current constituency: Cardiff South and Penarth
Proposed constituency: Cardiff South and East



*Robert J. Derbyshire	Lab	1,030	47.9	-2.6
*Jacqueline M. Parry	Lab	1,017	47.3	-2.8
Gareth L. Lloyd	Con	871	40.5	+11.6
James P.R. Roach	Con	684	31.8	+10.0
John G.J. Ireland	UKIP	221	10.3	
Wayne J. Cashin	UKIP	204	9.5	
Peter J. Amoss	LD	104	4.8	+2.6
Hugh Minor	LD	91	4.2	+2.5
Emily L. Stables	TUSC	39	1.8	-0.2

Splott

Current constituency: Cardiff South and Penarth
Proposed constituency: Cardiff South and East



Elizabeth J. Henshaw	Lab	1,685	55.8	+2.8
*Huw Thomas	Lab	1,658	54.9	+3.9
*Edward J. Stubbs	Lab	1,656	54.9	+9.9
Robert J. Lawrence	Con	416	13.8	+9.1
Zara M. England	LD	413	13.7	-19.5
Gail Morgan	Con	401	13.3	+9.0
Stephanie Greedy	PC	398	13.2	+5.3
Rhys R. Cisuelo	PC	385	12.8	+6.6
Vivienne Ward	Con	373	12.4	-8.3
Philip J. Dore	LD	356	11.8	-21.4
James R. Bear	LD	322	10.7	-13.7
Favour Egbekayi	PC	292	9.7	+4.5
Samuel J.C. Patterson	Grn	170	5.6	+0.7
Katrine Williams	TUSC	70	2.3	-1.0
David C. Bartlett	TUSC	67	2.2	
Jioao F.R. Felix	TUSC	50	1.7	

Trowbridge

Current constituency: Cardiff South and Penarth
Proposed constituency: Cardiff South and East



Christopher N. Lay	Lab	1,239	44.4	-20.6
Mary B. Bowen-Thomson	Lab	1,145	41.1	-20.5
*Michael Costas-Michael	Lab	1,061	38.0	-17.4
*Ralph Cook	LD	741	26.6	+11.0
Richard J. Foley	Con	692	24.8	+9.9
Thomas J. Harrison	UKIP	629	22.6	
Janine A. Jones-Pritchard	Con	584	20.9	+6.2
Jade B. Smith	LD	540	19.4	+9.2
Russell A. Tysoe	LD	479	17.2	+7.4
Thomas J. Hall	Con	249	8.9	-5.5
Cerith Griffiths	PC	235	8.4	-3.3
Catrin F. Davies	PC	211	7.6	0.0
Patrick J. Daley	PC	196	7.0	-0.1
Richard V. Lewis	UKIP	193	6.9	
Lawrence B. Lado	UKIP	172	6.2	

Whitchurch and Tongwynlais

Current constituency: Cardiff North
Proposed constituency: Cardiff North



Michael J. Phillips	Con	2,905	43.5	+5.9
Timothy H. Davies	Con	2,900	43.5	+7.0
Linda L. Morgan	Con	2,856	42.8	+7.4
Michael Jones-Pritchard	Con	2,753	41.3	+5.9
Hannah R. Buckingham	Lab	2,700	40.5	-2.6
Marc A. Palmer	Lab	2,488	37.3	-4.5
Norman Gettings	Lab	2,461	36.9	-3.2
Maliika Kaaba	Lab	2,234	33.5	-5.5
Mali Rowlands	PC	962	14.4	+3.5
Daniel J.J. Allsobrook	PC	951	14.3	+3.7
Glenys M. Evans	PC	885	13.3	+3.1
Julia M. Burns	PC	856	12.8	+2.8
Lynne Barret-Lee	LD	540	8.1	+3.6
Dominic Eggbear	LD	516	7.7	+3.7
Geraldine H. Nicholas	LD	365	5.5	+1.6
Usman M. Bukhari	LD	312	4.7	+1.6

Summary of results: Cardiff

	Year											
		Elec	%Poll	Con	Lab	LD	Plaid	UKIP	Grn	Ind	Other	
Adamsdown	2017	5,946	36.1	4.8	42.2	42.0	4.9		4.7		1.4	
	2012	6,182	28.7	2.9	39.2	39.8	5.3		6.4		3.7	
Butetown	2017	7,438	35.0	13.7	56.2	9.1	17.8		3.3			
	2012	6,918	30.3	6.0	37.3	32.3	18.5	2.4	3.5			
Caerau	2017	7,859	33.4	13.2	49.7	2.6	33.4				1.1	
	2012	7,722	29.3	8.3	58.4	17.5	10.1		5.6			
Canton	2017	10,929	51.3	10.2	42.3	5.6	35.3		6.6			
	By-election	2014		13.2	41.7	2.8	33.7		5.1		3.5	
Cathays	2017	11,589	28.1	8.3	44.5	25.0	8.1		12.0		2.1	
	2012	15,853	17.6	7.7	29.7	27.5	9.0		21.5	4.6		

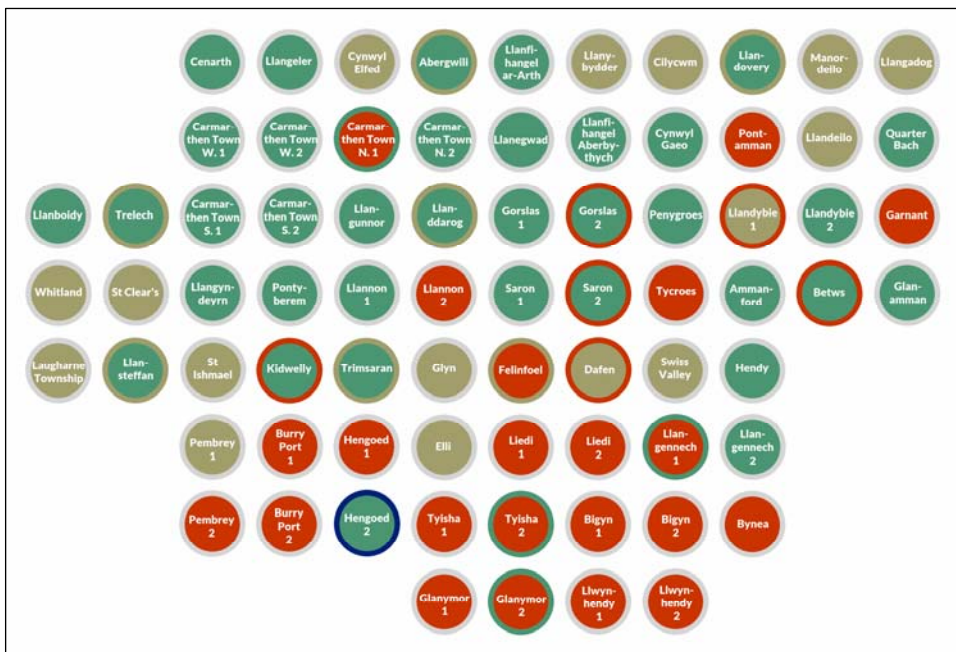
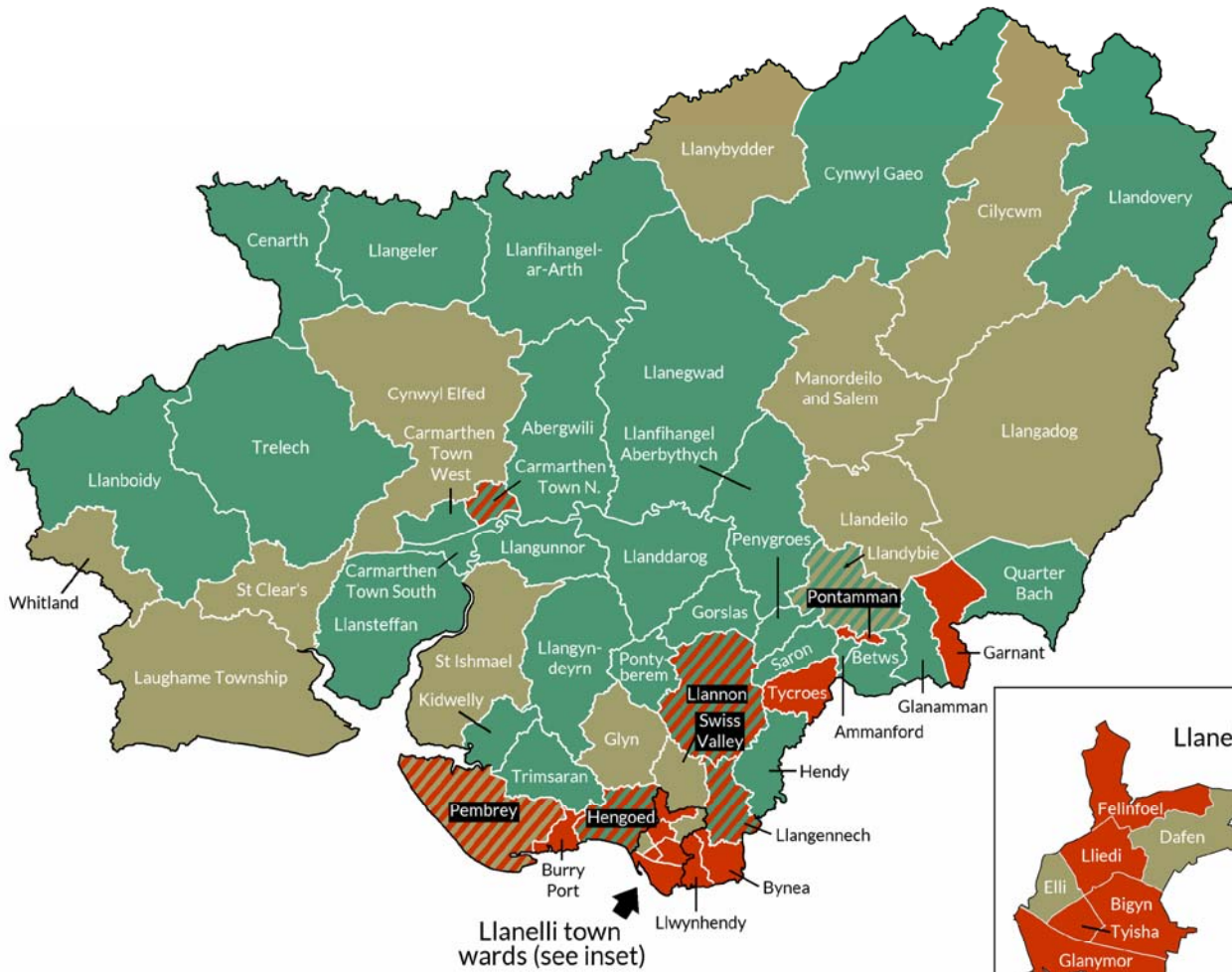
Summary of results: Cardiff - continued

	Year	Elec	%Poll	Con	Lab	LD	Plaid	UKIP	Grn	Ind	Other
Creigiau and St Fagan's	2017	4,011	50.3	47.0	16.6	4.5	31.9				
	2012	3,966	42.9	38.2	18.9	3.1	36.7		3.1		
Cyncoed	2017	8,344	56.3	37.0	17.1	37.3			8.6		
	2012	8,782	43.3	27.0	16.9	44.7	6.0		5.4		
Ely	2017	9,710	29.5	18.0	48.9	5.3	25.5				2.3
	2012	9,579	29.2	8.4	56.3	3.4	27.9		4.1		
Fairwater	2017	9,639	44.5	11.9	25.8	3.1	53.1		4.5		1.7
	2012	9,632	37.9	14.0	36.8	1.8	42.8		4.6		
Gabalfa	2017	5,863	35.7	7.8	38.0	45.6	8.6				
	2012	6,859	25.6	6.3	27.3	51.1	6.8		5.8		2.8
Grangetown By-election	2017	13,215	37.3	12.8	44.9	5.3	31.0		5.6		1.2
	2016			10.2	37.1	6.6	41.1	5.0			
	2012	13,002	34.1	6.8	40.2	11.2	33.5		4.8		3.6
Heath	2017	9,490	55.5	29.6	32.4	3.1	7.4		4.5	22.9	
	2012	9,799	44.1	24.9	27.7	6.8	6.3		4.9	29.3	
Lisvane	2017	2,903	56.3	75.6	13.4	8.0	3.0				
	2012	2,868	47.7	73.1	16.9	4.5	3.6		2.0		
Llandaff	2017	6,903	55.6	32.0	22.6	6.7	26.5		3.3	8.8	
	2012	7,342	46.8	22.7	27.7	31.5	9.4		3.7		5.0
Llandaff North By-election	2017	5,782	43.9	19.0	55.0	5.5	16.7			2.2	1.6
	2014			7.6	50.1	7.5	11.4				23.4
	2012	5,734	42.7	5.9	47.4	14.3	5.4		3.9	23.2	
Llanishen	2017	13,175	50.0	37.4	34.8	7.6	9.4	3.4	7.4		
	2012	13,400	37.1	34.8	41.0	4.9	7.2	6.8	5.4		
Llanrumney	2017	7,744	29.2	22.6	57.4	4.3	6.3	9.5			
	2012	8,049	29.6	14.4	68.0	2.8	11.0		3.8		
Pentwyn	2017	10,623	37.6	15.5	34.9	41.6	5.5				2.6
	2012	10,774	31.0	6.9	37.7	43.8	4.6		4.5		2.4
Pentrych By-election	2017	2,790	55.6	47.4	15.1	4.1	33.5				
	2015	2,800	49.9	40.2	16.8	0.7	39.0		1.6	1.7	
	2012	2,729	52.3	54.4	29.1	1.6	12.1		2.8		
Penylan	2017	9,897	49.7	13.8	21.4	40.5	9.7		8.9	5.7	
	2012	10,161	41.5	9.9	26.0	48.1	7.7		8.3		
Plasnewydd By-election	2017	11,851	38.9	5.5	46.0	29.8	7.2		11.5		
	2016	11,356	23.1	4.4	34.8	48.1	6.8	2.4	3.6		
	2012	13,792	27.7	5.6	36.8	32.7	12.1		12.8		
Pontprenau and Old St Mellons	2017	7,221	44.5	56.6	31.7	5.4	6.3				
	2012	7,063	35.9	37.1	49.0	5.2	4.8		4.0		
Radyr	2017	5,195	53.4	43.1	12.9	7.9	36.1				
	2012	4,986	45.7	53.3	32.4	4.2	7.2		3.0		
Rhiwbina	2017	9,219	61.9	46.5	20.7	3.7	6.0			23.2	
	2012	9,220	55.2	11.6	11.4	1.4	4.1		2.5	68.9	
Riverside By-election By-election	2017	9,595	44.6	10.6	47.8	6.7	23.9		9.1	2.0	
	2015			6.6	45.9	3.6	33.5	4.7	4.7		0.9
	2013			4.8	50.3	2.6	34.7	4.4			3.1
	2012	9,327	37.2	7.7	46.7	3.8	31.1		7.9		2.7
Rumney	2017	6,629	33.5	36.1	47.6	4.5		9.9			1.8
	2012	6,565	31.5	27.7	48.4	2.1	3.4		2.3		4.4
Splott By-election	2017	9,211	33.1	13.2	55.2	12.1	11.9		5.6		2.1
	2013			4.8	39.7	34.0		11.7		5.3	4.5
	2012	9,426	33.5	4.3	47.9	30.0	7.1		4.5		6.3
Trowbridge	2017	11,089	26.6	18.2	41.2	21.1	7.7	11.9			
	2012	11,094	23.6	13.4	58.5	14.0	10.5		3.5		
Whitchurch and Tongwynlais	2017	12,589	55.6	42.8	37.0	6.5	13.7				
	2012	12,970	45.4	36.0	41.2	4.3	10.4		8.1		

Carmarthenshire

NOC
no change

0	22	0	36	0	16	0
↔ 0	↑ 3	↘ 0	↑ 8	↘ 0	↓ 9	↓ 1



Results dashboard

Abergwili	Ammanford	Betws	Bigyn 1	Bigyn 2	Burry Port 1	Burry Port 2
Bynea	Carmarthen N. 1	Carmarthen N. 2	Carmarthen S. 1	Carmarthen S. 2	Carmarthen W. 1	Carmarthen W. 2
Cenarth	Cilycwm	Cynwyl Elfed	Cynwyl Gaeo	Dafen	Elli	Felinfoel
Garnant	Glanamman	Glanymor 1	Glanymor 2	Glyn	Gorslas 1	Gorslas 2
Hendy	Hengoed 1	Hengoed 2	Kidwelly	Laugharne T'ship	Llanboidy	Llanddarog
Llandeilo	Llandovery	Llandybie 1	Llandybie 2	Llanegwad	Llanfihangel Aber	Llanfihangel-ar-Ar
Llangadog	Llangeler	Llangennech 1	Llangennech 2	Llangunor	Llangyndeyrn	Llannon 1
Llannon 2	Llansteffan	Llanybydder	Lliedi 1	Lliedi 2	Llwynhendy 1	Llwynhendy 2
Manordeilo	Pembrey 1	Pembrey 2	Penygroes	Pontamman	Pontyberem	Quarter Bach
St Clear's	St Ishmael	Saron 1	Saron 2	Swiss Valley	Trelech	Trimsaran
Tycoes	Tyisha 1	Tyisha 2	Whitland			

Gains and losses

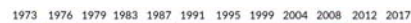
	Gained		Lost	
Labour	5	Carmarthen Town North (1 seat) Felinfoel Glanymor (1 seat) Llangennech (1 seat) Tyisha	6	Betws Dafen Gorslas (1 seat) Kidwelly Llandybie (1 seat) Saron (1 seat)
Plaid Cymru 8	12	Abergwili Betws Gorslas (1 seat) Hengoed (1 seat) Kidwelly Llanddarog Llandovery Llandybie (1 seat) Llansteffan Saron (1 seat) Trelech Trimsaran	4	Carmarthen Town North (1 seat) Glanymor (1 seat) Llangennech (1 seat) Tyisha
Independent	1	Dafen	7	Abergwili Felinfoel Llanddarog Llandovery Llansteffan Trelech Trimsaran
People First			1	Hengoed (1 seat)

council historic results

	Conservatives		Labour		Liberal Dem		Plaid Cymru		UKIP		Independents		Others	
	Seats	%votes	Seats	%votes	Seats	%votes	Seats	%votes	Seats	%votes	Seats	%votes	Seats	%votes
17	0	7.5	22	26.5	0	1.3	36	37.7	0	2.0	16	24.6	0	0.4
12	0	2.9	23	23.0	0	1.0	28	35.7	0	0.0	22	34.4	1	3.0
08	0	1.7	11	22.2	1	1.3	30	35.6	0	0.0	32	38.8	0	0.6
04	1	2.1	25	28.2	0	1.9	16	31.3	0	0.0	32	36.2	0	0.3
99	0	0.6	28	35.8	1	5.8	13	19.3	0	0.0	26	30.5	6	7.3
95	1	1.8	38	38.9	3	8.0	7	15.3	0	0.0	29	29.1	3	6.9

Llanybydder

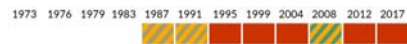
Current constituency: Carmarthen East and Dinefwr
Proposed constituency: Carmarthenshire



***Ieuan W. Davies** Ind Unopposed

Lliedi

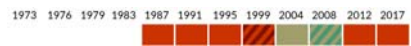
Current constituency: Llanelli
Proposed constituency: Llanelli and Lliw



Rob James Lab 890 61.4 +18.1
Shahana Najmi Lab 629 43.4 + 0.1
Stephen A. Davies Con 312 21.5
Colin Jones PC 264 18.2 - 6.9
Dyfrig Thomas PC 244 16.8 - 6.8
Stefan G. Ryszewski Con 191 13.2
Bram Richards UKIP 184 12.7

Llwynhendy

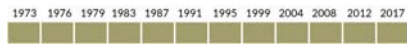
Current constituency: Llanelli
Proposed constituency: Llanelli and Lliw



Fozia Akhtar Lab 582 49.0 + 2.4
***Sharen L. Davies** Lab 574 48.4 + 4.1
***Theresa Bowen** Ind 275 23.2
Meilyr B. Hughes PC 154 13.0 - 14.3
Robert C. Davies PC 150 12.6 - 11.2
Amy I. Evans Ind 135 11.4
Ken Rees UKIP 133 11.2
Ruth A. Elvins Con 119 10.0

Manordeilo and Salem

Current constituency: Carmarthen East and Dinefwr
Proposed constituency: Carmarthenshire



***Joseph A. Davies** Ind 479 48.4 - 15.0
Rhys Thomas PC 460 46.5 +20.8
Catherine F. Nakielny LD 50 5.1

Pembrey

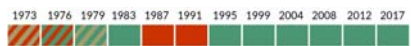
Current constituency: Llanelli
Proposed constituency: Llanelli and Lliw



***Hugh B. Shepardson** Ind 845 43.8 + 1.9
***Shirley Matthews** Lab 838 43.4 + 8.7
Peter A. Freeman PC 491 25.4 - 0.1
Bob Walpole Lab 352 18.2

Penygroes

Current constituency: Carmarthen East and Dinefwr
Proposed constituency: Carmarthenshire



Dai Thomas PC 582 58.7 +21.0
Paul T. Blackweel Lab 259 26.1 - 10.9
Timothy Dean UKIP 150 15.1

Pontamman

Current constituency: Carmarthen East and Dinefwr
Proposed constituency: Carmarthenshire



***David C. Evans** Lab 665 62.9 - 4.1
Trevor Smith PC 333 31.5 - 1.5
Barrie Wiltshire UKIP 60 5.7

Pontyberem

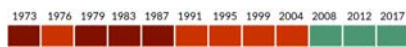
Current constituency: Llanelli
Proposed constituency: Llanelli and Lliw



Liam R. Bowen PC 660 61.1 + 6.5
William E. Skinner Lab 236 21.9 + 4.4
Keith J. Evans UKIP 184 17.0

Quarter Bach


Current constituency: Carmarthen East and Dinefwr
Proposed constituency: Carmarthenshire



***John G. Davies** PC 626 61.1 + 3.3
Tom Addey Lab 398 38.9 - 3.3

St Clear's

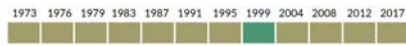
Current constituency: Carmarthen West and South Pembrokeshire
Proposed constituency: Carmarthenshire



***Philip M. Hughes** Ind 942 76.9 +22.3
Hywel R.G. Thomas PC 283 23.1

St Ishmael

Current constituency: Carmarthen East and Dinefwr
Proposed constituency: Carmarthenshire



***Lydia M. Stephens** Ind 539 45.7 - 8.5
Meinir W. James PC 447 37.9 - 7.9
Susan F. Webb Con 193 16.4

Saron

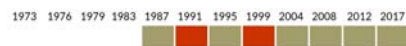
Current constituency: Carmarthen East and Dinefwr
Proposed constituency: Carmarthenshire



***Alun Davies** PC 810 55.2 +20.0
Carl J. Harris PC 679 46.2 +16.3
***Alan P. Cooper** Lab 588 40.0 - 1.1
Steve Jeacock Lab 439 29.9
David R.W. Jones Con 240 16.3 +10.9
Nia R. Owen-Lloyd Con 181 12.3

Swiss Valley

Current constituency: Llanelli
Proposed constituency: Llanelli and Lliw



***Anthony G. Morgan** Ind 498 52.7 + 5.6
Paul V. Harries Lab 272 28.8 - 1.4
Betty P. Jones Con 99 10.5
Jordan S. Randall PC 76 8.0 - 3.8

Trelech


Current constituency: Carmarthen West and South Pembrokeshire
Proposed constituency: Carmarthenshire



***Jean Lewis** PC Unopposed

Trimsaran

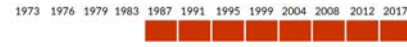
Current constituency: Llanelli
Proposed constituency: Llanelli and Lliw



Kim V. Broom PC 225 32.7 + 5.2
Naomi J. Wilmot Ind 216 31.3
Lisa T. Williams Lab 187 27.1 + 8.2
Neil Burman Ind 61 8.9

Tycroes

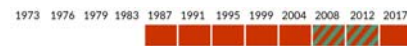
Current constituency: Llanelli
Proposed constituency: Llanelli and Lliw



***Tina M. Higgins** Lab 534 57.9 + 3.3
Mike Nicholas PC 388 42.1 - 3.3

Tyisha

Current constituency: Llanelli
Proposed constituency: Llanelli and Lliw



Suzy A. Curry Lab 543 52.3 + 3.4
Andre S.J. McPherson Lab 407 39.2 - 4.4
Terry Davies PC 362 34.9 - 14.3
***Jeffrey Owen** Ind 288 27.7
Roger T. Price PC 189 18.2 - 25.8

Whitland

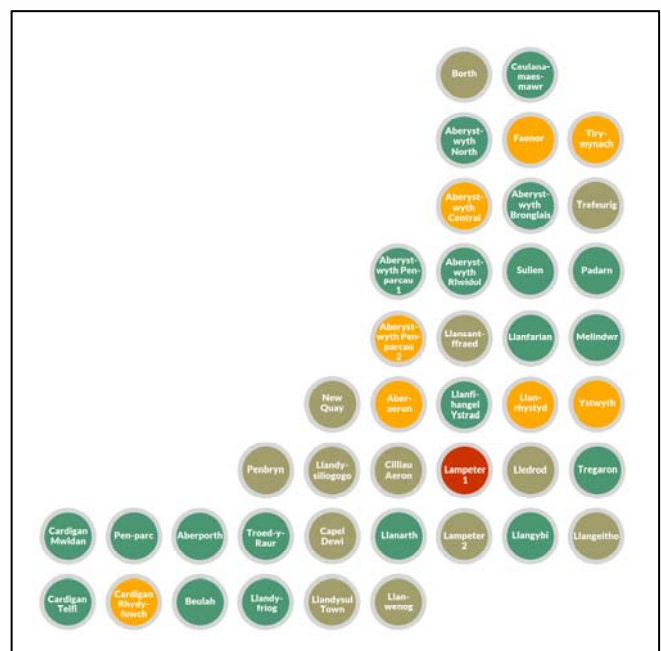
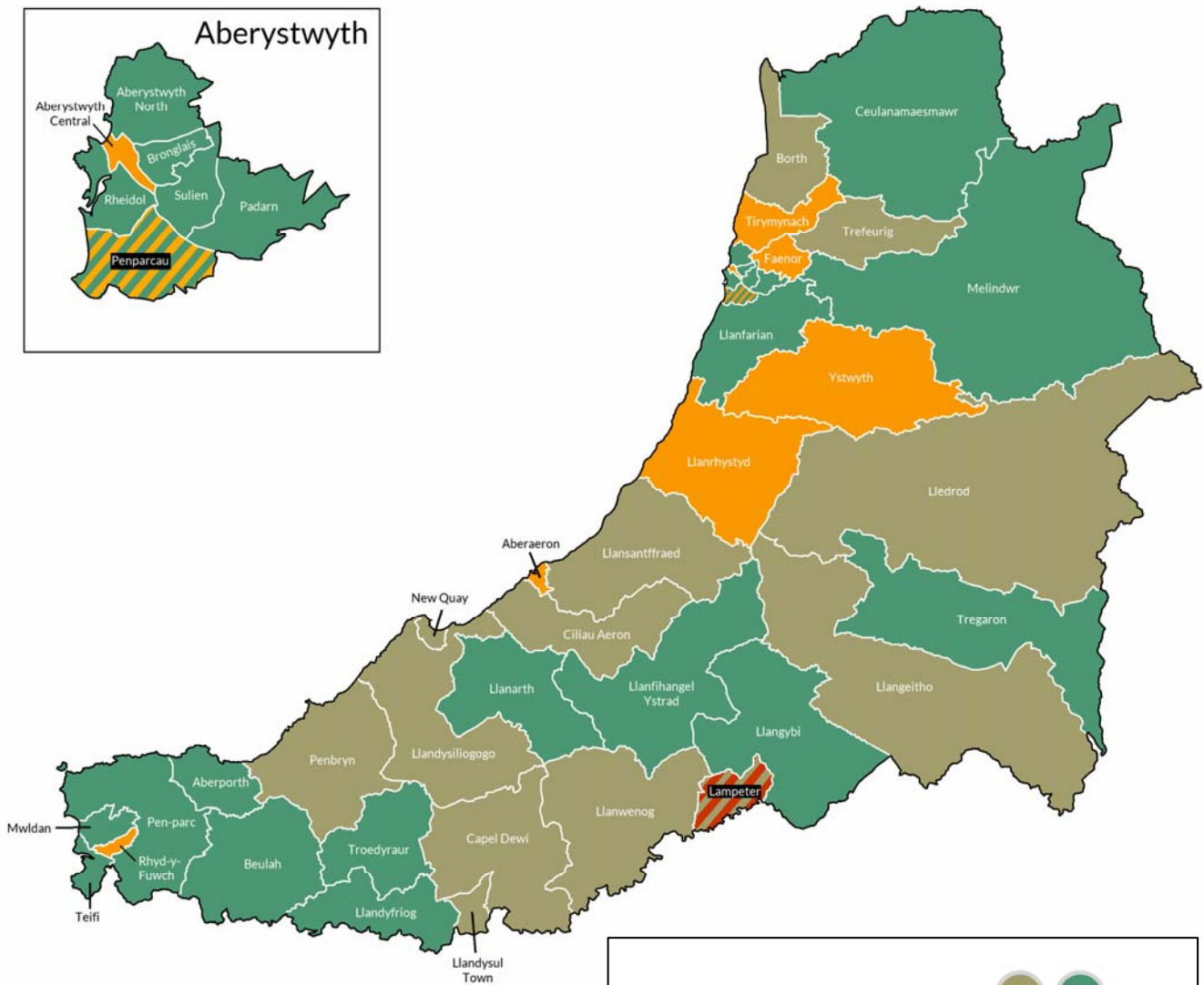
Current constituency: Carmarthen West and South Pembrokeshire
Proposed constituency: Carmarthenshire



***Sue Allen** Ind 554 64.9 + 3.9
Natalie A. Jones PC 133 15.6 - 11.7
Vivienne B.B. Morris Lab 111 13.0 + 3.4
Bryan J. Haddon UKIP 55 6.4

Ceredigion

NOC
no change



Results dashboard

Aberaeron	Aberporth	Aberystwyth Bron	Aberystwyth C.	Aberystwyth N.	Aberystwyth Pen 1	Aberystwyth Pen 2
Aberystwyth Rhei	Beulah	Borth	Capel Dewi	Cardgan Mwldan	Cardigan Rhydy	Cardigan Teifi
Ceulanamaesmawr	Ciliau Aeron	Faenor	Lampeter 1	Lampeter 2	Llanarth	Llanbadarn Padarn
Llanbadarn Sulien	Llandyfriog	Llandysilio-Gogo	Llandysul Town	Llanfarian	Llanfihangel Ystrad	Llangeitho
Llangybi	Llanrhystud	Llansantffraed	Llanwenog	Lledrod	Melndwr	New Quay
Penbryn	Pen-Parc	Tirymynach	Trefeurig	Tregaron	Troedyraur	Ystwyth

Gains and losses

	Gained		Lost	
Liberal Democrats	1	Aberystwyth Penparcau (1 seat)		
Plaid Cymru	4	Aberporth Aberystwyth Rheidol Pen-Parc Troedyraur	3	Aberystwyth Penparcau (1 seat) Ciliau Aeron Llandysul Town
Independent	3	Ciliau Aeron Llandysul Town New Quay	5	Aberporth Aberystwyth Rheidol New Quay Pen-Parc Troedyraur

council historic results

	Conservatives		Labour		Liberal Dem		Plaid Cymru		UKIP		Independents		Others	
	Seats	%votes	Seats	%votes	Seats	%votes	Seats	%votes	Seats	%votes	Seats	%votes	Seats	%votes
17	0	1.1	1	6.8	8	23.0	20	36.8	0	0.0	13	30.3	0	1.9
12	0	4.0	1	3.4	7	24.9	19	38.3	0	0.0	15	29.3	0	0.0
08	0	2.8	1	3.3	10	24.3	19	43.2	0	0.0	12	25.9	0	0.5
04	0	0.1	1	3.1	9	20.7	16	38.8	0	0.0	16	32.5	0	4.9
99	0	0.0	1	4.5	7	16.9	14	37.4	0	0.0	22	41.3	0	0.0
95	0	0.0	1	1.7	11	26.7	6	29.8	0	0.0	26	37.0	0	4.7

Summary of results: Ceredigion

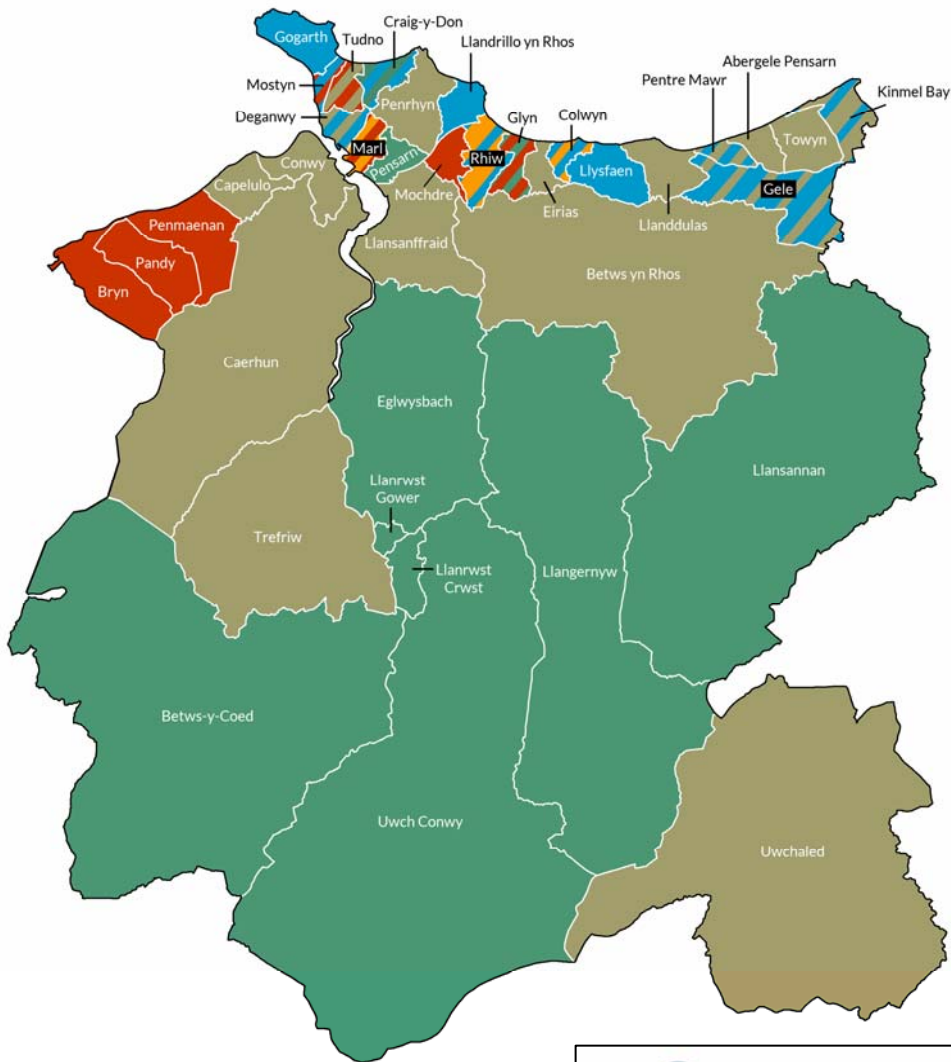
	Year	Elec	%Poll	Con	Lab	LD	Plaid	UKIP	Green	Ind	Other
Aberaeron	2017	1,067	59.3			88.4	11.6				
	2012	1,137	63.0			91.3	8.7				
Aberporth	2017	1,776	51.5	9.9		12.5	42.3			35.4	
	2012	1,841	44.6	12.0			26.7			61.3	
Aberystwyth Bronglais	2017	942	45.1		7.8	11.1	81.0				
	2012	1,865	25.0	10.6			89.4				
Aberystwyth Central	2017	1,231	27.5			64.2	21.8		10.4	3.6	
	2012	2,051	18.3	5.9		62.4	31.6				
Aberystwyth North	2017	1,128	44.4			36.5	63.5				
	2012	2,262	23.4	5.6		32.4	41.4			20.6	
Aberystwyth Penparcau	2017	2,088	38.6		19.1	25.1	32.5				23.3
	2012	2,229	33.2	6.3		20.9	43.7				
Aberystwyth Rheidol	2017	1,607	38.1		15.9	25.2	27.9				31.0
	2012	1,910	33.7	3.5		21.8	22.7				52.0
Beulah	2017		-				Unop				
	2012	1,365	52.9	5.5		12.0	82.5				
Borth	2017	1,575	53.1				18.9				81.1
	2012	1,580	46.1	10.0							90.0
Capel Dewi	2017	1,036	59.5				41.1				58.9
	2012	1,049	60.7				42.7				57.3
Cardigan Mwldan	2017	1,473	53.6			47.4	52.6				
	2012	1,405	52.6	6.9		27.5	65.6				
Cardigan Rhydyfuwch	2017	884	45.3			65.0	35.0				
	2012	865	49.0			75.8	24.2				
Cardigan Teifi	2017	740	39.1			41.7	58.3				
	2012	712	36.8			36.6	63.4				
Ceulanamaesmawr	2017	1,469	56.9				55.1				44.9
	2012	1,450	53.2			38.3	61.7				
Ciliau Aeron	2017	1,516	56.7				32.8				67.2
	2012	1,503	53.5	8.9		40.5	50.6				
Faenor	2017	1,417	51.5		13.2	57.2	24.1		5.5		
	2012	2,343	33.9	3.6		65.4	31.1				
Lampeter	2017	1,632	55.5		47.3		17.3				35.4
	2012	2,291	48.0	2.5	45.1	6.6	13.4				32.5
Llanarth	2017		-				Unop				
	2012	1,172	50.6	8.9		42.8	48.4				
Llanbadarn Fawr Padarn	2017	767	49.9			37.7	62.3				
	2012	837	34.9	6.6		13.6	79.8				
Llanbadarn Fawr Sulien	2017	793	47.7		8.7	15.3	70.6		0.5		
	2012	1,959	20.9	4.7		11.4	83.9				
Llandyfriog	2017		-				Unop				
	2012	1,418	41.8	17.9			82.1				
Llandysilio-Gogo	2017		-				Unop				
	2012	1,523	53.5	8.4							91.6
Llandysul Town	2017	1,029	62.7				36.7				63.3
	2012	1,073	60.2				57.9				42.1
Llanfarian	2017		-				Unop				
	2012	1,160	50.4	4.6		28.2	67.2				
Llanfihangel Ystrad	2017	1,616	53.9			31.8	59.2		8.9		
	2012	1,589	53.9			35.5	64.5				
Llangeitho	2017	1,084	69.1		11.0						89.0
	2012	1,159	58.5			36.9					60.1
Llangybi	2017	1,125	52.1		30.1		69.9				
	2012	1,167	49.2			25.6	74.4				
Llanrhystyd	2017	1,236	66.8		14.3	58.5	17.0		4.2	5.9	
	2012	1,233	55.1			75.3					24.7
Llansantffraed	2017	1,858	56.4								77.7
	2012	1,907	52.3			14.3					85.7

Summary of results: Ceredigion - continued

	Year	Elec	%Poll	Con	Lab	LD	Plaid	UKIP	Green	Ind	Other
Llanwenog	2017		-							Unop	
	2012	1,359	61.8		8.6	43.9				47.4	
Lledrod	2017	1,737	61.3				15.2			84.7	
	2012	1,717	-							Unop	
Melindwr	2017	1,512	52.8			20.8	79.2				
	2012	1,529	56.5		29.8	70.2					
New Quay	2017	837	59.7	6.0						94.0	
	2012	853	48.7	39.0						61.0	
Penbryn	2017	1,697	57.0				28.4			71.6	
	2012	1,706	48.8		9.8	38.3				51.9	
Pen-Parc	2017	1,834	52.0	12.7		14.9	44.5			27.9	
	2012	1,837	46.4			31.1				69.9	
Tirymynach	2017	1,362	61.7			56.2	43.8				
	2012	1,429	56.0		68.5	31.5					
Trefeurig	2017		-							Unop	
	2012	1,341	54.0			41.6				58.4	
Tregaron	2017	893	67.4			45.9	54.1				
	2012	947	-			Unop					
Troedryaur	2017		-				Unop				
	2012	1,030	52.1			32.3				67.7	
Ystwyth	2017	1,556	53.7			60.8	39.2				
	2012	1,534	45.6		4.9	62.8	32.3				

Conwy

NOC
no change



Results dashboard

Abergele Pensarn	Betws-y-Coed	Betws-yn-Rhos	Bryn	Caerhun	Capelulo	Colwyn 1
Colwyn 2	Conwy 1	Conwy 2	Craig-y-Don 1	Craig-y-Don 2	Crwst	Deganwy 1
Deganwy 2	Eglwysbach	Eirias 1	Eirias 2	Gele 1	Gele 2	Gele 3
Glyn1	Glyn 2	Gogarth 1	Gogarth 2	Gower	Kinmel Bay 1	Kinmel Bay 2
Kinmel Bay 3	Llanddulas	Llandrillo 1	Llandrillo 2	Llandrillo 3	Llandrillo 4	Llangernyw
Llansanffraid	Llansannan	Llysfalen	Marl 1	Marl 2	Mochdre	Mostyn 1
Mostyn 2	Pandy	Pant-yr-Arfon	Penrhyn 1	Penrhyn 2	Pensarn	Pentre Mawr 1
Pentre Mawr 2	Rhiw 1	Rhiw 2	Rhiw 3	Towyn	Trefiw	Tudno 1
Tudno 2	Uwch Conwy	Uwchaled				

Gains and losses

	Gained		Lost	
Conservatives	6	Gele (1 seat) Gogarth (1 seat) Kinmel Bay (1 seat) Llandrillo-yn-Rhos (1 seat) Llysfalen Mostyn (1 seat)	3	Caerhun Pentre Mawr (1 seat) Towyn
Labour	1	Marl (1 seat)	3	Abergele Pensarn Conwy (1 seat) Llysfalen
Liberal Democrats			1	Marl (1 seat)
Plaid Cymru	1	Crwst	3	Gele (1 seat) Llandrillo-yn-Rhos (1 seat) Trefriw
Independent	7	Abergele Pensarn Betws-yn-Rhos Caerhun Conwy (1 seat) Pentre Mawr (1 seat) Towyn Trefriw	5	Betws-yn-Rhos Crwst Gogarth (1 seat) Kinmel Bay (1 seat) Mostyn (1 seat)

council historic results

	Conservatives		Labour		Liberal Dem		Plaid Cymru		UKIP		Independents		Others	
	Seats	%votes	Seats	%votes	Seats	%votes	Seats	%votes	Seats	%votes	Seats	%votes	Seats	%votes
17	16	26.5	8	17.7	4	9.0	10	10.8	0	1.2	21	34.7	0	0.0
12	13	23.5	10	18.4	5	10.0	12	16.3	0	0.2	19	31.0	0	0.8
08	22	28.5	7	15.1	4	12.3	12	14.4	0	0.0	14	26.0	0	3.6
04	12	17.1	12	23.0	6	16.8	10	16.1	0	0.0	19	26.8	0	0.2
99	5	12.4	18	30.0	14	26.0	7	11.6	0	0.0	15	19.9	0	0.2
95	9	13.7	18	31.6	18	31.4	2	8.3	0	0.0	13	14.0	0	1.4

Summary of results: Conwy


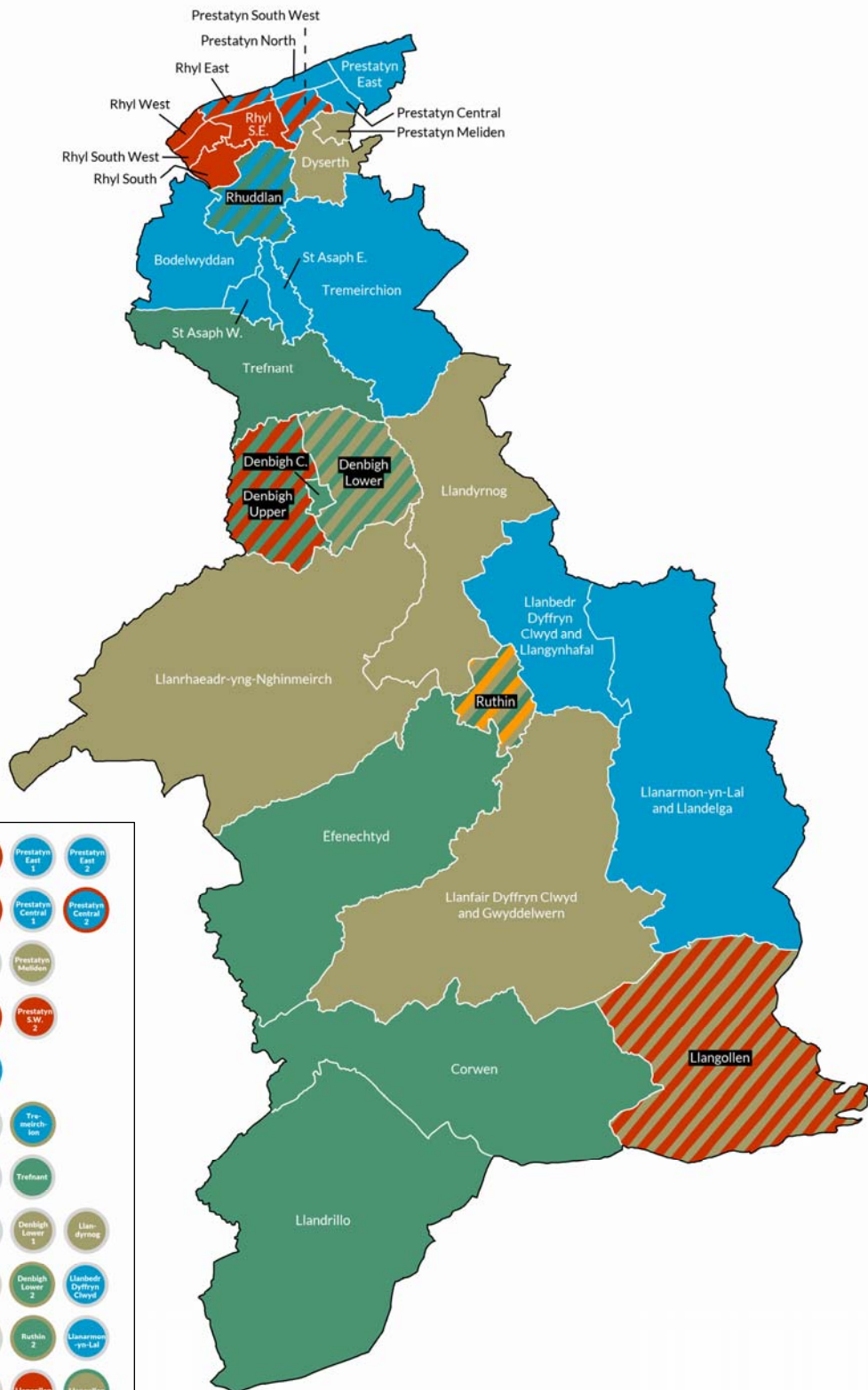
	Year	Elec	%Poll	Con	Lab	LD	Plaid	UKIP	Green	Ind	Other
Abergele Pensarn	2017	1,951	32.4		27.3					72.7	
By-election	2016			16.1	25.2					52.3	
By-election	2014			8.8	25.9			20.9		44.4	
	2012	2,035	38.0	19.6	55.1					25.2	
Betws-y-Coed	2017	949	48.9		23.1		76.9				
	2012	1,012	45.0	31.6			68.4				
Betws-yn-Rhos	2017	1,631	47.9							100.0	
By-election	2014			11.0			26.1			62.8	
	2012	1,680	47.0				27.9			72.1	
Bryn	2017		-		Unop						
	2012	1,422	39.0		58.5		41.5				
Caerhun	2017		-							Unop	
By-election	2013			22.3	14.3		21.3			42.1	
	2012	1,695	51.0	40.6			19.4			40.0	
Capelulo	2017	1,184	47.0		29.1					70.9	
	2012	1,225	49.0	14.9	11.4	5.8				67.8	
Colwyn	2017	3,318	38.4	37.6	20.2	34.2		8.1			
	2012	3,525	32.0	32.7	20.9	30.8	15.7				
Conwy	2017	3,275	38.6		33.5	23.5				43.0	
	2012	3,456	34.0	11.9	41.2		15.5			31.4	
Craig-y-Don	2017	2,800	45.4	58.7			41.3				
	2012	2,816	42.0	33.2			34.1			32.7	
Crwst	2017	1,585	49.3			24.6	39.8			35.6	
	2012	1,662	46.0			33.9	23.9			42.3	
Deganwy	2017	3,235	45.0	50.5						49.5	
By-election	2012			38.4	12.5	4.7	28.7	5.0		10.8	
	2012	3,350	37.0	36.3		14.6				49.1	
Eglwysbach	2017		-				Unop				
By-election	2015			12.8			87.2				
	2012	1,240	-				Unop				
Eirias	2017	2,731	64.9	40.7						59.3	
	2012	2,826	38.0	20.8		14.2	12.3			52.7	
Gele	2017	3,789	48.5	26.3			20.2			54.5	
	2012	3,910	45.0	27.7	14.3		19.9			38.1	
Glyn	2017	3,049	35.1	19.4	33.9		46.7				
	2012	3,201	28.0	11.3	35.7		44.8			8.2	
Gogarth	2017	2,966	42.3	52.0	26.2					21.8	
By-election	2015			42.5	25.0	6.4	22.3			3.7	
	2012	3,126	34.0	26.8	23.6		18.6			31.1	
Gower	2017	877	47.0		32.1		67.9				
	2012	921	-				Unop				
Kinmel Bay	2017	4,597	33.4	27.8	16.0					56.2	
	2012	4,716	28.0	37.0						63.0	
Llanddulas	2017	1,328	45.4	32.4						67.6	
	2012	1,283	43.0	13.2		17.9				69.0	
Llandrillo-yn-Rhos	2017	6,045	42.7	32.1	20.0			7.7		20.1	
	2012	6,319	37.0	28.0	20.4		28.3			16.1	7.1
Llangernyw	2017	1,128	58.9	6.2			49.5			44.3	
	2012	1,182	45.0	9.9			90.1				
Llansanffraid	2017	1,828	48.4	22.8	15.3	17.6				44.4	
	2012	1,865	52.0	25.6		4.1				70.2	
Llansannan	2017		-				Unop				
	2012	1,525	-				Unop				
Llysfaen	2017		-	Unop							
	2012	1,971	25.0	42.5	45.8			11.7			
Marl	2017	3,585	44.5	21.6							
	2012	3,165	41.0	15.4	22.2	62.3					
Mochdre	2017	1,477	35.1	44.5	55.5						
	2012	1,492	31.0	26.2	73.8						

Summary of results: Conwy - continued

	Year	Elec	%Poll	Con	Lab	LD	Plaid	UKIP	Green	Ind	Other
Mostyn	2017	2,820	37.3	23.4	21.1					55.5	
By-election	2015			26.2	32.5	16.5		9.8		15.1	
	2012	2,866	34.0	22.9	41.1	12.4				23.6	
Pandy	2017		-		Unop						
	2012	1,493	42.0	13.5	52.8		33.7				
Pant-yr-Afon and Penmaenan	2017	2,149	37.3		69.1	30.9					
	2012	2,246	35.0	7.3	52.1					40.6	
Penrhyn	2017	3,838	48.3	33.3	13.1					53.6	
	2012	3,943	37.0	36.7						63.3	
Pensarn	2017	2,191	36.1		36.1	16.6	38.0			9.3	
	2012	2,111	39.0	9.7			45.3			45.0	
Pentre Mawr	2017	2,814	41.8	51.0						49.0	
	2012	2,840	32.0	57.0		43.0					
Rhiw	2017	5,040	37.4	32.6		67.4					
	2012	5,155	32.0	30.1	12.1	41.7	10.9			5.2	
Towyn	2017	1,843	32.0	48.6						51.4	
By-election	2014			25.0	17.1					57.9	
	2012	1,947	-	Unop							
Trefriw	2017	1,028	50.1	14.2			32.1			53.7	
	2012	1,030	46.0	6.1	21.7		27.8			44.3	
Tudno	2017	3,661	37.2		37.3					62.7	
	2012	3,753	36.0	14.0	37.2					48.8	
Uwch Conwy	2017	1,262	45.4		33.3		66.7				
	2012	1,298	-	Unop							
Uwchaled	2017	1,148	53.9				27.5			72.5	
	2012	1,161	-	Unop							

Denbighshire

NOC
no change



Results dashboard

Bodelwydden	Corwen	Denbigh Central	Denbigh Lower 1	Denbigh Lower 2	Denbigh Upper 1	Denbigh Upper 2
Dyserth	Efenechtyd	Llanarmon-yn-Lal	Llanbedr Dyffryn	Llandrillo	Llandyrnog	Llanfair Dyffryn
Llangollen 1	Llangollen 2	Llanrhaedr	Prestatyn C. 1	Prestatyn C. 2	Prestatyn East 1	Prestatyn East 2
Prestatyn Meliden	Prestatyn North 1	Prestatyn North 2	Prestatyn North 3	Prestatyn S.W. 1	Prestatyn S.W. 2	Rhuddlan 1
Rhuddlan 2	Rhyl East 1	Rhyl East 2	Rhyl South 1	Rhyl South 2	Rhyl South East 1	Rhyl South East 2
Rhyl South East 3	Rhyl South West 1	Rhyl South West 2	Rhyl West 1	Rhyl West 2	Ruthin 1	Ruthin 2
Ruthin 3	St Asaph East	St Asaph West	Trefnant	Tremeirchion		

Gains and losses

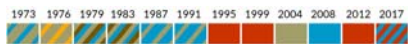
	Gained	Lost
Conservatives	9 Bodelwyddan Prestatyn Central (1 seat) Prestatyn North (2 seats) Prestatyn South West (1 seat) Rhyl East (1 seat) Rhyl South East (1 seat) St Asaph West Tremeirchion	1 Dyserth
Labour	1 Llangollen (1 seat)	7 Denbigh Upper and Henllan (1 seat) Prestatyn Central (1 seat) Prestatyn North (2 seats) Prestatyn South West (1 seat) Rhyl East (1 seat) Rhyl South East (1 seat)
Plaid Cymru	3 Denbigh Lower (1 seat) Denbigh Upper and Henllan (1 seat) Ruthin (1 seat)	1 Llangollen (1 seat)
Independent	1 Dyserth	5 Bodelwyddan Denbigh Lower (1 seat) Ruthin (1 seat) St Asaph West Tremeirchion

council historic results

	Conservatives		Labour		Liberal Dem		Plaid Cymru		UKIP		Independents		Others	
	Seats	%votes	Seats	%votes	Seats	%votes	Seats	%votes	Seats	%votes	Seats	%votes	Seats	%votes
17	16	31.6	13	21.9	1	6.3	9	12.8	0	0.0	8	26.4	0	1.1
12	9	26.7	18	27.8	1	4.7	7	10.9	0	0.3	12	28.2	0	1.3
08	18	28.5	7	15.8	1	7.0	8	14.9	0	0.0	13	32.9	0	0.9
04	7	16.5	8	18.6	2	7.0	7	14.8	0	0.0	20	40.5	3	2.5
99	2	8.0	13	24.2	1	5.4	8	18.7	0	0.0	18	34.7	5	9.0
95	0	5.4	19	26.7	3	7.7	7	15.4	0	0.0	20	44.0	0	0.8

Rhyl East

Current constituency: Vale of Clwyd
Proposed constituency: Flint and Rhuddlan



*Barry Mellor	Lab	658	50.8	- 0.7
Anthony C. Thomas	Con	579	44.7	+ 8.9
*David Simmons	Lab	542	41.9	- 1.5
Stewart G. Harris	Con	524	40.5	+12.5
Diana Hannam	Ind	143	11.0	

Rhyl South

Current constituency: Vale of Clwyd
Proposed constituency: Flint and Rhuddlan



*Jeanette Chamberlain-Jones	Lab	684	56.2	- 6.1
Ellie M. Chard	Lab	601	49.4	+ 6.3
Justine M. Evans	Con	580	47.6	+16.9
Daniel P. Murray	Con	570	46.8	+18.2

Rhyl South East

Current constituency: Vale of Clwyd
Proposed constituency: Flint and Rhuddlan

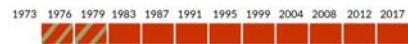


*Brian Blakeley	Lab	1,160	59.6	- 3.8
Cheryl L. Williams	Lab	743	38.2	- 14.6
Brian Jones	Con	722	37.1	+ 2.7
Stephen J. Ellison	Lab	715	36.8	- 15.4
Ellie L. Jones	Con	650	33.4	+ 6.2
Curtis Shea	Con	578	29.7	+ 5.4
*Winifred M. Mullen-James	Ind	438	22.5	
*William N. Tasker	Ind	264	13.6	
Hugh P. Jones	Ind	250	12.9	
David M. Dear	LD	105	5.4	



Rhyl South West

Current constituency: Vale of Clwyd
Proposed constituency: Flint and Rhuddlan



*Patricia M. Jones	Lab	703	70.4	- 4.7
*Peter Prendergast	Lab	559	56.0	- 5.0
Dawn E. Butters	Con	367	36.8	+25.9

Rhyl West


Current constituency: Vale of Clwyd
Proposed constituency: Flint and Rhuddlan



*Joan Butterfield	Lab	Unopposed
*Alan James	Lab	Unopposed

Ruthin

Current constituency: Clwyd West
Proposed constituency: South Clwyd and North Montgomeryshire

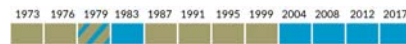


*Huw Hilditch-Roberts	Ind	1,237	32.6	+ 3.3
Emrys Wynne	PC	1,089	28.7	+10.2
*Robina L. Feeley	LD	832	21.9	- 7.3
Hywel L. Richards	PC	783	20.7	+11.4
Patricia Astbury	Ind	655	17.3	+ 1.8
John W. Hughes	Con	516	13.6	+ 1.2
Geraint H. Woolford	Ind	397	10.5	
Ian R. Lewney	Ind	247	6.5	
Aileen B. Wynn	Con	190	5.0	



St Asaph East


Current constituency: Vale of Clwyd
Proposed constituency: North Clwyd and Gwynedd



David A. Thomas	Con	391	69.3	+24.1
Heather A. Prydderch	LD	173	30.7	+ 4.5

St Asaph West

Current constituency: Vale of Clwyd
Proposed constituency: North Clwyd and Gwynedd

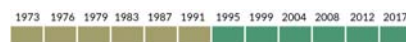


Peter Scott	Con	201	47.6	+22.3
John Wynne-Jones	Ind	171	40.5	
Peter G. Morton	Ind	50	11.8	



Trefnant

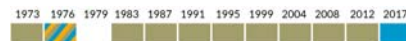
Current constituency: Vale of Clwyd
Proposed constituency: North Clwyd and Gwynedd



*Meirick L. Davies	PC	263	36.3	- 17.5
Terence M. Mendies	Con	242	33.4	+12.8
Dennis D. Williams	Ind	219	30.2	

Tremeirchion

Current constituency: Vale of Clwyd
Proposed constituency: North Clwyd and Gwynedd



Margaret C. Marston	Con	293	44.3	- 1.5
*Barbara A. Smith	Ind	184	27.8	- 26.4
Peter J.L. Scott	Ind	94	14.2	
Penelope C.O. Mawdsley	LD	91	13.7	



Summary of results: Denbighshire


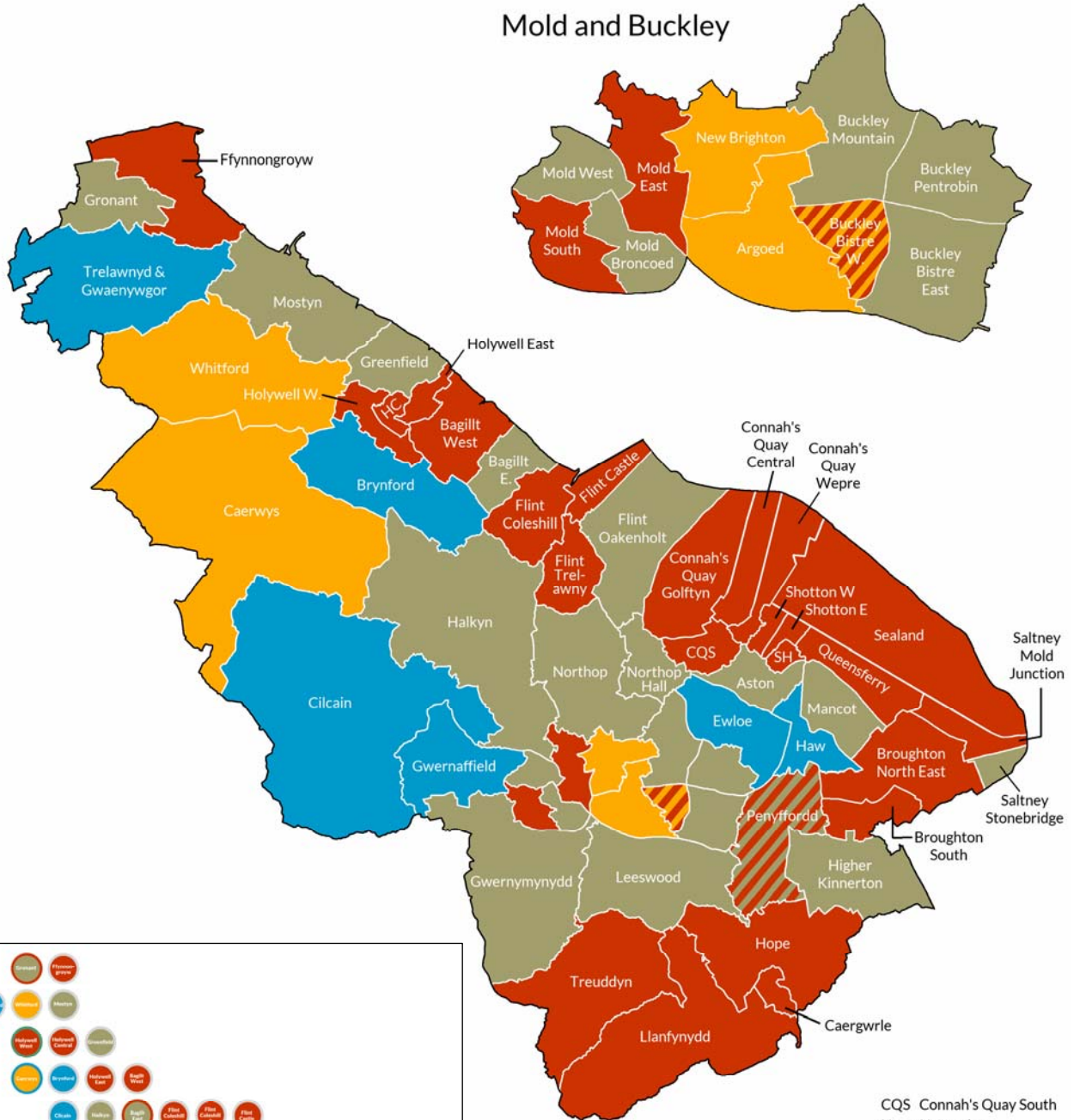
	Year	Elec	%Poll	Con	Lab	LD	Plaid	UKIP	Green	Ind	Other
Bodelwyddan	2017	1,592	37.5	40.9	25.1		9.5			24.5	
	2012	1,616	37.4	14.0	37.1					48.9	
Corwen	2017	1,852	-				Unop				
	2012	1,862	-				Unop				
Denbigh Central	2017	1,560	35.0				70.3			29.7	
	2012	1,584	37.7	4.2			48.7			47.0	
Denbigh Lower By-election	2017	3,555	45.1	17.3			24.1			58.6	
	2016	3,595	29.9	14.8	10.1	9.4	29.4			36.3	
	2012	3,583	45.5	7.3		8.5	23.8			60.8	
Denbigh Upper and Henllan	2017	2,349	37.6	22.2	27.2		27.5			23.0	
	2012	2,336	34.4	27.2	55.8	7.6		9.4			
Dyserth By-election	2017	1,909	35.3	23.5		14.6				62.0	
	2016	1,920	36.0	20.3	12.6	15.5	3.0			48.6	
	2012	1,890	39.2	50.7	37.8	11.5					
Efenechtyd	2017	1,339	57.6				53.2			46.8	
	2012	1,306	-				Unop				
Llanarmon-yn-Lal and Llandegla	2017	2,016	-	Unop							
	2012	1,968	53.6	50.2						38.0	11.7
Llanbedr Dyffryn Clwyd and Llangynhafal	2017	1,188	-	Unop							
	2012	1,226	47.2	60.3	17.3					22.4	
Llandrillo	2017	956	-				Unop				
	2012	941	-				Unop				
Llandyrnog	2017	1,718	51.4			25.7				74.3	
	2012	1,694	44.6		11.3	3.3	9.7			75.6	
Llanfair Dyffryn Clwyd Gwyddelwern	2017	1,807	50.3								
	2012	1,816	-							Unop	
Llangollen	2017	3,317	43.0		41.7				16.7	41.6	
	2012	3,362	39.2	11.1	22.9		36.4		4.9	24.7	
Llanrhaeadr-yng-Nghinmeirch	2017	1,490	51.7	23.9			25.0			51.1	
	2012	1,524	44.0	22.0			32.9		6.9	38.2	
Prestatyn Central	2017	2,878	49.3	36.8	26.9	5.3				31.0	
	2012	2,822	44.5	45.3	47.9				6.8		
Prestatyn East By-election	2017	3,205	39.5	44.6	33.4	22.0					
	2015	3,272	31.9	50.9	36.0		5.8			7.3	
	2012	3,220	39.2	41.6	28.9				4.0	25.6	
Prestatyn Meliden	2017	1,528	37.2	38.4		8.0				53.6	
	2012	1,549	39.1	29.1	26.6					44.2	
Prestatyn North	2017	4,751	41.0	52.2	47.8						
	2012	4,717	39.9	17.2	32.2					50.6	
Prestatyn South West	2017	2,834	43.4	40.6	42.7					16.6	
	2012	2,856	37.9	43.0	57.0						
Rhuddlan	2017	2,896	43.6	41.0	19.3		39.7				
	2012	2,936	41.9	43.3		4.6	27.3			24.9	
Rhyl East	2017	3,716	36.9	42.6	46.4					11.0	
	2012	3,796	35.0	33.2	47.7					19.1	
Rhyl South	2017	2,941	45.5	47.2	52.8						
	2012	3,022	39.5	27.7	56.3		16.0				
Rhyl South East	2017	6,092	35.6	33.4	44.9	5.4				16.3	
	2012	6,025	34.2	30.5	56.1					13.5	
Rhyl South West By-election	2017	3,763	28.6	36.8	63.2						
	2014	3,715	20.1	17.6	63.6	3.5	8.3			7.0	
	2012	3,725	30.8	9.9	68.2	6.1				15.8	
Rhyl West By-election	2017	3,473	-				Unop				
	2016	3,537	11.7	22.4	48.0	6.3				23.4	
	2012	3,510	20.0	14.1	50.3		16.6			18.9	
Ruthin	2017	4,327	54.4	9.3		21.9	24.7				
	2012	4,366	49.9	11.7	16.1	27.4	17.4			27.4	
St Asaph East	2017	1,445	40.6	69.3		30.7					
	2012	1,400	40.0	45.2		26.2				28.7	
St Asaph West	2017	1,288	32.3	47.6						52.4	
	2012	1,326	29.4	25.3	25.3	2.6				46.8	
Trefnant	2017	1,545	46.0	33.4			36.3			30.2	
	2012	1,572	43.8	46.2			53.8				
Tremeirchion	2017	1,338	49.7	44.3		13.7				42.0	
	2012	1,325	44.2	45.8						54.2	

Flintshire

NOC
no change



Mold and Buckley



CQS Connah's Quay South
Haw Hawarden
HC Holywell Central
SH Shotton Higher

Results dashboard

Argoed	Aston 1	Aston 2	Bagillt East	Bagillt West	Broughton N.E.	Broughton South 1
Broughton South 2	Brynford	Buckley Bistre E. 1	Buckley Bistre E. 2	Buckley Bistre W. 1	Buckley Bistre W. 2	Buckley Mountain
Buckley Pentrobin 1	Buckley Pentrobin 2	Caergwrle	Caerwys	Cilcain	Connahs Quay C. 1	Connahs Quay C. 2
Connahs Quay G. 1	Connahs Quay G. 2	Connahs Quay S. 1	Connahs Quay S. 2	Connahs Quay W	Ewloe 1	Ewloe 2
Ffynnongroyw	Flint Castle	Flint Coleshill 1	Flint Coleshill 2	Flint Oakenholt	Flint Trelawny 1	Flint Trelawny 2
Greenfield	Gronant	Gwernaffield	Gwernymynydd	Halkyn	Hawarden	Higher Kinnerton
Holywell Central	Holywell East	Holywell West	Hope	Leeswood	Llanfynydd	Mancot 1
Mancot 2	Mold Broncoed	Mold East	Mold South	Mold West	Mostyn	New Brighton
Northop	Northop Hall	Penyffordd 1	Penyffordd 2	Queensferry	Saltney Mold Junc.	Saltney Stonebrid
Sealand	Shotton East	Shotton Higher	Shotton West	Trelanwyd	Treuddyn	Whitford

Gains and losses

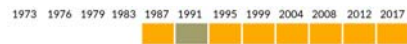
	Gained		Lost	
Conservatives			2	Caerwys Llanfynydd
Labour	7	Connahs Quay Wepre Holywell West Hope Llanfynydd Mold South Saltney Mold Junction Treuddyn	4	Bagillt East Gronant Mancot (2 seats)
Liberal Democrats	1	Caerwys	3	Buckley Bistre East Gwernymynydd Mold South
Plaid Cymru			1	Holywell West
Independent	6	Bagillt East Buckley Bistre East Gronant Gwernymynydd Mancot (2 seats)	4	Connahs Quay Wepre Hope Saltney Mold Junction Treuddyn

council historic results

	Conservatives		Labour		Liberal Dem		Plaid Cymru		UKIP		Independents		Others	
	Seats	%votes	Seats	%votes	Seats	%votes	Seats	%votes	Seats	%votes	Seats	%votes	Seats	%votes
17	6	16.6	34	32.7	5	9.5	0	1.0	0	0.0	25	40.0	0	0.1
12	8	10.1	31	39.7	7	9.4	1	2.0	0	0.0	23	38.6	0	0.2
08	9	12.4	22	28.6	12	18.0	1	1.0	0	0.0	26	39.3	0	0.7
04	4	7.1	37	39.9	10	19.4	1	2.0	0	0.0	18	30.2	0	1.4
99	1	7.2	42	44.1	7	16.5	2	4.7	0	0.0	17	26.1	1	1.3
95	3	4.8	47	47.1	5	11.8	1	2.5	0	0.0	15	30.9	1	2.9

New Brighton

Current constituency: Delyn
Proposed constituency: Alyn and Deeside



Sian M.B. Eastwood	LD	680	65.8	+20.4
Robert M. Downie	Lab	227	22.0	- 10.4
John E. Dickin	Ind	127	12.3	

Northop

Current constituency: Delyn
Proposed constituency: Flint and Rhuddlan



*Marion Bateman	Ind	744	65.6	+ 0.4
Paul I. Astley	Con	390	34.4	

Northop Hall

Current constituency: Delyn
Proposed constituency: Alyn and Deeside



Leslie A. Sharps	Ind	433	72.3	+ 9.0
Leonard P. Davies	Lab	166	27.7	- 9.0

Penyffordd

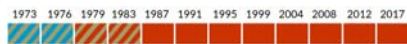
Current constituency: Alyn and Deeside
Proposed constituency: Alyn and Deeside



*Cindy Hinds	Lab			Unopposed
*Dave Williams	Ind			Unopposed

Queensferry

Current constituency: Alyn and Deeside
Proposed constituency: Alyn and Deeside



*David E. Wisinger	Lab	252	58.2	unop
Donna L. Edwards	Ind	170	39.3	
Darren A. Jones	Ind	11	2.5	

Saltney Mold Junction

Current constituency: Alyn and Deeside
Proposed constituency: Alyn and Deeside



*Thomas R. Lloyd	Lab	284	89.9	+67.9
Arthur B. Gregory	Ind	32	10.1	

Saltney Stonebridge


Current constituency: Alyn and Deeside
Proposed constituency: Alyn and Deeside



*Eileen V. Gay	Ind	429	53.8	- 1.1
Shelly Streeter	Lab	369	46.2	+ 1.1

Sealand

Current constituency: Alyn and Deeside
Proposed constituency: Alyn and Deeside



*Christine M. Jones	Lab	410	70.0	- 4.0
Sarah L. Wilson	Ind	176	17.0	

Shotton East

Current constituency: Alyn and Deeside
Proposed constituency: Alyn and Deeside



*David Evans	Lab	255	55.3	+18.7
Michael J. Evans	Ind	206	44.7	+26.7

Shotton Higher

Current constituency: Alyn and Deeside
Proposed constituency: Alyn and Deeside

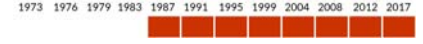


*Ron Davies	Lab	278	62.9	- 3.5
Kelly J. Evans	Ind	164	37.1	



Shotton West

Current constituency: Alyn and Deeside
Proposed constituency: Alyn and Deeside



Sean Bibby	Lab	364	58.7	unop
Doreen L. Mackie	Ind	134	21.6	
David Fildes	Con	122	19.7	

Trelawnyd and Gwaenysgor

Current constituency: Delyn
Proposed constituency: Flint and Rhuddlan



Andrew J. Holgate	Con	380	50.7	- 4.9
David H. Ellis	Ind	181	24.1	- 9.1
Helen S. Papworth	Lab	144	19.2	
Ashley J. Bonos	Ind	45	6.0	

Treuddyn

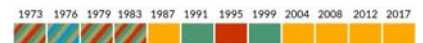
Current constituency: Alyn and Deeside
Proposed constituency: Alyn and Deeside



*Carolyn A. Thomas	Lab			Unopposed
--------------------	-----	--	--	-----------

Whitford

Current constituency: Delyn
Proposed constituency: Flint and Rhuddlan



*Chris Dolphin	LD	625	74.6	+11.8
Dewi Jones	Ind	119	14.2	
Michael C. Lewis-Jones	Lab	94	11.2	- 0.2



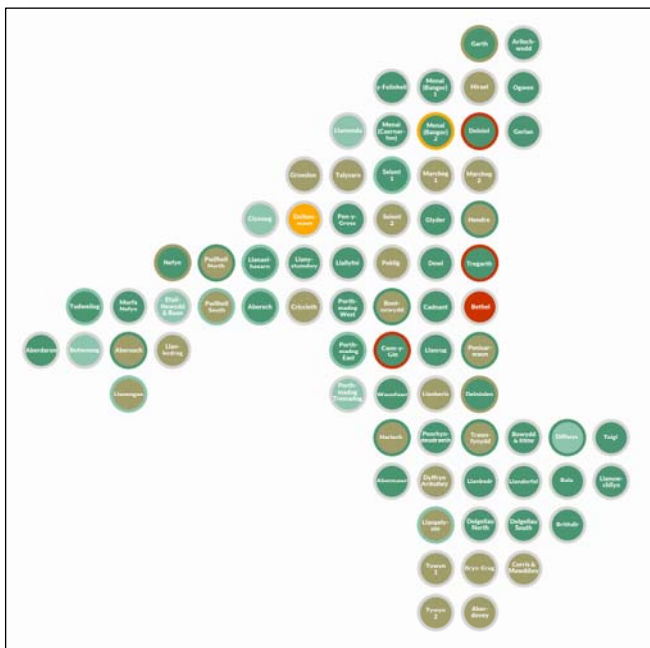
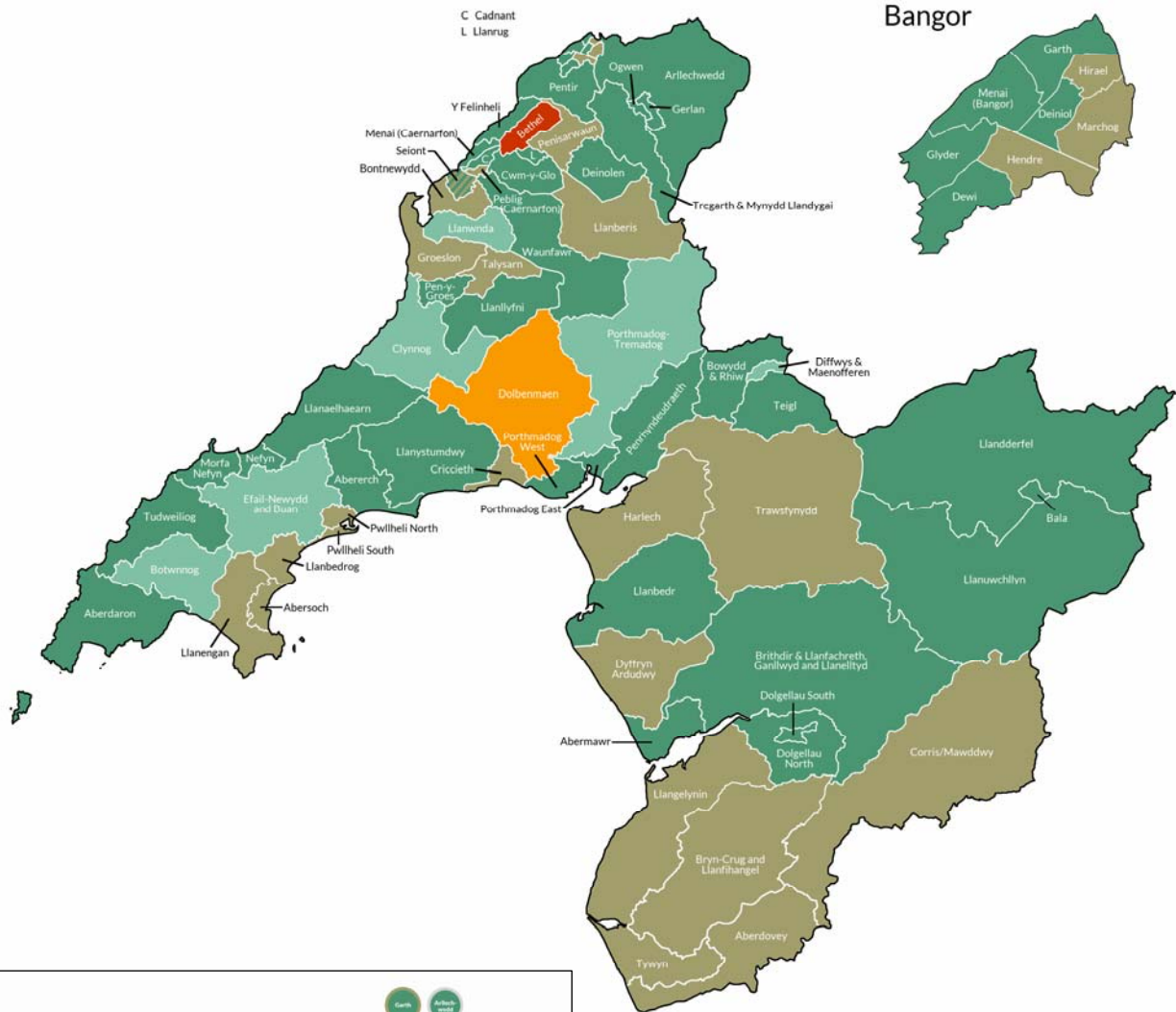
Summary of results: Flintshire

	Year	Elec	%Poll	Con	Lab	LD	Plaid	UKIP	Green	Ind	Other
Argoed	2017	2,184	37.7		31.1	68.9					
	2012	2,209	-			Unop					
Aston	2017	2,541	39.2		37.4					62.6	
	2012	2,507	38.0		27.2					72.8	
Bagilt East	2017	1,476	38.1	13.3	43.1					43.6	
	2012	1,472	34.0	27.3	45.1					27.3	
Bagilt West	2017	1,685	-		Unop						
	2012	1,609	-		Unop						
Broughton North East	2017	1,684	-		Unop						
	2012	1,756	-		Unop						
Broughton South	2017	3,272	31.4		42.8	28.7				28.5	
	2012	2,827	31.0	17.6	55.9					26.4	
Brynford	2017	1,773	37.5	69.8	30.2						
	2012	1,758	38.0	72.1	27.9						
Buckley Bistre East	2017	2,658	46.5		18.9					81.1	
	2012	2,754	38.0		22.7	39.0				38.2	
Buckley Bistre West	2017	3,267	35.4		43.5	38.3				18.2	
	2012	3,361	35.0		47.6	34.3				18.1	
Buckley Mountain	2017	2,506	38.7	20.9	22.8					56.3	
	2012	2,295	37.0		22.3					77.7	
Buckley Pentrobin	2017	4,176	39.8		31.0					69.0	
	2012	3,593	41.0	11.8	28.7					59.5	
Caergwrle By-election	2017	1,213	39.7		71.2					28.8	
	2015			7.9	44.8		9.9			37.5	
	2012	1,283	35.0		78.9					21.1	
Caerwys	2017	2,000	42.4	44.0		56.0					
	2012	2,028	-	Unop							
Cilcain	2017	1,537	49.5	66.3	33.7						
	2012	1,528	50.0	52.9	33.8					13.3	
Connahs Quay Central	2017	2,402	33.3	14.4	52.3					33.3	
	2012	2,505	35.0		81.9					18.1	
Connahs Quay Golftyn By-election	2017	3,963	24.8		63.8					36.2	
	2013			4.8	54.8					40.4	
	2012	3,999	18.0		60.4					39.6	
Connahs Quay South	2017	4,571	-		Unop						
	2012	4,378	26.0	21.4	60.2	18.3					
Connahs Quay Wepre	2017	1,730	33.4		50.7				4.5	44.8	
	2012	1,720	36.0		44.7					55.3	
Ewloe	2017	4,304	39.1	36.0	25.6					38.3	
	2012	4,202	31.0	34.1	19.6					46.3	
Ffynnongroyw	2017	1,479	-		Unop						
	2012	1,530	45.0		62.3					37.7	
Flint Castle	2017	1,450	-		Unop						
	2012	1,632	-		Unop						
Flint Coleshill	2017	3,068	-		Unop						
	2012	3,126	29.0		67.8	8.0				24.2	
Flint Oakenholt	2017	2,314	27.7		42.0					58.0	
	2012	2,181	31.0		36.4		10.1			53.5	
Flint Trelawny By-election (22.05.14) By-election (10.04.14)	2017	2,711	36.1		61.0					39.0	
	2014			8.2	52.4			39.4			
	2014			6.0	38.6			28.8		26.7	
	2012	2,749	34.0		56.4	14.0				29.6	
Greenfield	2017	2,055	34.9		21.8					78.2	
	2012	2,118	40.0		43.1					56.9	
Gronant	2017	1,257	40.4		46.8					53.2	
	2012	1,238	40.0		58.6					41.4	
Gwernaffield	2017	1,623	51.0	43.4	17.3					39.3	
	2012	1,595	44.0	42.4	21.7	7.2				28.7	
Gwernymynydd	2017	1,398	54.6	29.5	12.7					57.8	
	2012	1,347	48.0		33.1	66.9					

Summary of results: Flintshire - continued

	Year	Elec	%Poll	Con	Lab	LD	Plaid	UKIP	Green	Ind	Other
Halkyn	2017	1,424	45.2	43.3						56.7	
	2012	1,409	41.0	19.4						80.6	
Hawarden	2017	1,596	42.4	59.7	40.2						
	2012	1,532	-	Unop							
Higher Kinnerton	2017	1,317	39.6		17.0					83.0	
	2012	1,288	49.0	7.3	30.0	5.1				57.6	
Holywell Central	2017	1,453	-		Unop						
	2012	1,466	32.0	21.2	69.3	9.5					
Holywell East	2017	1,397	35.2	36.7	63.3						
	2012	1,406	33.0	31.6	68.4						
Holywell West	2017	1,780	-		Unop						
	2012	1,833	37.0		22.0		58.0			20.0	
Hope	2017	2,074	43.7	19.2	35.6		9.6			35.5	
	2012	2,001	43.0		16.1				7.2	76.7	
Leeswood	2017	1,628	42.6							100.0	
	2012	1,594	49.0		33.2					66.8	
Llanfynydd	2017	1,481	50.8	42.7	57.3						
	2012	1,461	47.0	34.0	33.3					32.7	
Mancot	2017	2,687	34.1		46.1					53.9	
	2012	2,692	33.0		61.9					38.1	
Mold Broncoed	2017	2,015	42.3		41.4					58.6	
	2012	1,989	47.0		26.7	9.7				63.6	
Mold East	2017	1,532	-		Unop						
	2012	1,523	44.0	16.0	84.0						
Mold South	2017	2,238	49.5		40.8	39.1	20.1				
	2012	2,091	46.0	13.0	27.6	40.3	19.1				
Mold West	2017	2,029	34.0		33.4		13.1			53.5	
	2012	1,978	34.0		36.9		9.6			53.4	
Mostyn By-election	2017	1,476	50.3		32.3					67.7	
	2014			5.3	37.2			17.5		40.0	
	2012	1,450	40.0		32.8					67.2	
New Brighton By-election	2017	2,369	43.8		22.0	65.8				12.3	
	2016			17.4	27.2	47.4				8.0	
	2012	2,412	43.0	22.2	32.4	45.4					
Northop	2017	2,489	46.1	34.4						65.6	
	2012	2,447	50.0							100.0	
Northop Hall	2017	1,324	45.4		27.7					72.3	
	2012	1,258	56.0		36.7					63.3	
Penyffordd	2017	3,458	-		Unop					Unop	
	2012	3,052	35.0		59.1					40.9	
Queensferry	2017	1,456	30.1		58.2					41.8	
	2012	1,509	-		Unop						
Saltney Mold Junction	2017	1,006	31.7		89.9					10.1	
	2012	1,256	28.0		22.0					78.0	
Saltney Stonebridge	2017	2,779	28.9		46.2					53.8	
	2012	2,731	29.0		45.1					54.9	
Sealand	2017	2,131	27.6		70.0					17.0	
	2012	2,192	29.0		74.0					26.0	
Shotton East	2017	1,373	34.0		55.3					44.7	
	2012	1,437	37.0		52.7					47.3	
Shotton Higher	2017	1,796	24.9		62.9					37.1	
	2012	1,814	30.0		66.4					33.6	
Shotton West	2017	1,594	39.0	19.7	58.7					21.6	
	2012	1,576	-		Unop						
Trelawnyd and Gwaenysgor	2017	1,453	51.8	50.7	19.2					30.1	
	2012	1,522	50.0	55.6			11.2			33.2	
Treddyn	2017	1,310	-		Unop						
	2012	1,279	-							Unop	
Whitford	2017	1,898	44.2		11.2	74.6				14.2	
	2012	1,896	46.0	11.4	11.4	62.8				14.5	

Gwynedd



Results dashboard

Aberdaron	Aberdovey	Abererch	Abermawr	Abersoch	Arllechwedd	Bethel
Bontnewydd	Botwnnog	Bowydd and Rhiw	Brithdir	Bryn-Crug	Cadnant	Clynnog
Corris & Mawddwy	Criccieth	Cwm-y-Glo	Deiniol	Deiniolen	Dewi	Diffwys
Dolbenmaen	Dolgellau North	Dolgellau South	Dyffryn Ardudwy	Efail-Newydd	Garth	Gerlan
Glyder	Groeslon	Harlech	Hendre	Hirael	Llanaelhaearn	Llanbedr
Llanbedrog	Llanberis	Llandderfel	Llanengan	Llangelynin	Llanllyfni	Llanrug
Llanuwchllyn	Llanwnda	Llanystumdwy	Marchog 1	Marchog 2	Menai (Bangor) 1	Menai (Bangor) 2
Menai (Caernarfon)	Morfa Nefyn	Nefyn	Ogwen	Peblig	Penisarwaun	Penrhyndeudraeth
Pentir	Penygroes	Porthmadog Trem	Porthmadog East	Porthmadog West	Pwllheli North	Pwllheli South
Seiont 1	Seiont 2	Talysarn	Teigl	Trawsfynydd	Tregarth	Tudweilog
Tywyn 1	Tywyn 2	Wauanfawr	y Bala	y Felinhell		

Gains and losses

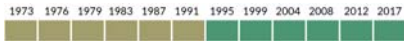
	Gained		Lost	
Labour			3	Cwm-y-Glo Deiniol Tregarth and Mynydd Llandygai
Liberal Democrats			1	Menai (Bangor) (1 seat)
Plaid Cymru	12	Aberech Cwm-y-Glo Deiniol Deiniolen Garth Llanaelhaearn Menai (Bangor) (1 seat) Nefyn Porthmadog East Seiont (1 seat) Tregarth and Mynydd Llandygai Tudweilog	9	Abersoch Bontnewydd Diffwys and Maenofferen Harlech Hendre Peblig Penisarwaun Pwllheli North Trawsfynydd
Llais Gwynedd	1	Diffwys and Maenofferen	8	Aberech Llanaelhaearn Llanengan Llangelynin Porthmadog East Pwllheli South Seiont (1 seat) Tudweilog
Independent	11	Abersoch Bontnewydd Harlech Hendre Llanengan Llangelynin Peblig Penisarwaun Pwllheli North Pwllheli South Trawsfynydd	3	Deiniolen Garth Nefyn

council historic results

	Conservatives		Labour		Liberal Dem		Plaid Cymru		Llais Gwynedd		Independents		Others	
	Seats	%votes	Seats	%votes	Seats	%votes	Seats	%votes	Seats	%votes	Seats	%votes	Seats	%votes
17	0	0.4	1	8.2	1	2.3	41	39.6	6	12.6	26	36.8	0	0.0
12	0	1.3	4	8.5	2	1.8	37	42.5	13	23.8	19	22.1	0	0.0
08	0	1.4	4	7.4	5	4.5	36	40.0	0	0.0	18	25.0	12	21.7
04	0	0.0	10	15.6	6	6.6	42	40.3	0	0.0	17	37.5	0	0.0
99	0	0.0	12	16.8	6	5.7	44	41.3	0	0.0	21	35.0	0	1.2
95	0	0.0	9	14.1	3	2.0	45	43.0	0	0.0	26	40.3	0	0.8

Aberdaron

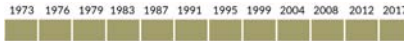
Current constituency: Dwyfor Meirionnydd
Proposed constituency: North Clwyd and Gwynedd



*W. Gareth Roberts	PC	233	52.0	- 4.5
Dafydd H. Williams	LG	215	48.0	+ 4.5

Aberdovey

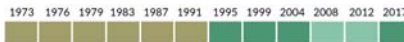
Current constituency: Dwyfor Meirionnydd
Proposed constituency: North Clwyd and Gwynedd



*Robert D. Owen	Ind	Unopposed
-----------------	-----	-----------

Abererch

Current constituency: Dwyfor Meirionnydd
Proposed constituency: North Clwyd and Gwynedd



*Peter Read	PC	Unopposed
-------------	----	-----------

Abermaw

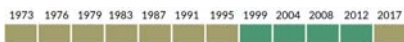
Current constituency: Dwyfor Meirionnydd
Proposed constituency: North Clwyd and Gwynedd



*Gethin G. Williams	PC	412	71.9	+13.4
Graham N. Hogg	Lab	161	28.1	-13.4

Abersoch

Current constituency: Dwyfor Meirionnydd
Proposed constituency: North Clwyd and Gwynedd

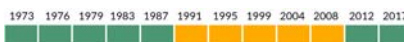


Dewi W. Roberts	Ind	206	67.1
John B. Gosling	Ind	69	22.5
Sally Jones	LG	17	5.5
Bernard A.R. Gentry	Con	15	4.9

* Plaid Cymru elected unopposed in 2012

Arllechwedd

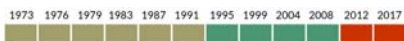
Current constituency: Arfon
Proposed constituency: Ynys Mon and Arfon



*Dafydd Meurig	PC	Unopposed
----------------	----	-----------

Bethel

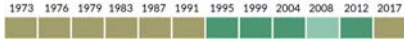
Current constituency: Arfon
Proposed constituency: Ynys Mon and Arfon



*Sion W. Jones	Lab	514	72.9	+13.1
Gareth W. Griffiths	PC	191	27.1	-13.1

Bontnewydd

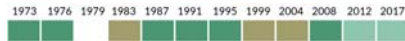
Current constituency: Arfon
Proposed constituency: North Clwyd and Gwynedd



Peter A. Garlick	Ind	361	61.9	
Wynn O. Roberts	PC	191	32.8	-32.9
Gavin A. Owen	LG	31	5.3	-29.0

Botwnnog

Current constituency: Dwyfor Meirionnydd
Proposed constituency: North Clwyd and Gwynedd



Gareth Williams	LG	203	41.1	-10.8
*Glyn Roberts	Ind	123	24.9	
Sian W. Parri	Ind	105	21.3	
Sioned G. Roberts	PC	63	12.8	-35.3

Bowydd and Rhiw

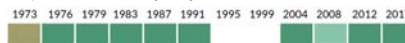
Current constituency: Dwyfor Meirionnydd
Proposed constituency: North Clwyd and Gwynedd



*Annwen Daniels	PC	307	69.0	unop
Mark Thomas	LG	138	31.0	

Brithdir and Llanfrachreth, Ganllwyd and Llantelltyd


Current constituency: Arfon
Proposed constituency: Ynys Mon and Arfon



*Peredur Jenkins	PC	Unopposed
------------------	----	-----------

Bryn Crug and Llanfihangel

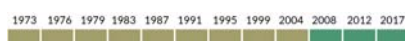
Current constituency: Dwyfor Meirionnydd
Proposed constituency: North Clwyd and Gwynedd



*Beth Lawton	Ind	284	77.8	+35.4
Royston G. Hammond	Ind	81	22.2	

Cadnant

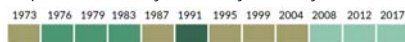
Current constituency: Arfon
Proposed constituency: Ynys Mon and Arfon



Cemlyn R. Williams	PC	263	38.1	-21.6
*Glyn Thomas	Lab	259	37.5	+ 5.3
Maria V. Sarnacki	Ind	167	24.2	

Clynnog

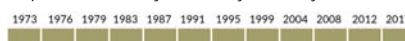
Current constituency: Dwyfor Meirionnydd
Proposed constituency: North Clwyd and Gwynedd



*Owain Williams	LG	179	39.4	-28.4
Dafydd O. Davies	Ind	171	37.7	
Heulwen A. Jones	PC	102	22.5	- 9.7

Corris & Mawddwy


Current constituency: Dwyfor Meirionnydd
Proposed constituency: North Clwyd and Gwynedd



*John P. Roberts	Ind	Unopposed
------------------	-----	-----------

Criccieth

Current constituency: Dwyfor Meirionnydd
Proposed constituency: North Clwyd and Gwynedd



*Eirwyn Williams	Ind	470	68.3	+26.8
Mici Plwm	PC	168	24.4	+ 5.2
William R.H. Andrews	LD	46	6.7	

Cwm-y-Glo

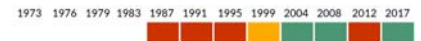
Current constituency: Arfon
Proposed constituency: Ynys Mon and Arfon



Berwyn Parry Jones	PC	231	67.7	
Martin A. Jones	Lab	110	32.3	unop

Deiniol

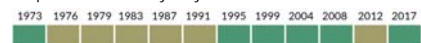
Current constituency: Arfon
Proposed constituency: Ynys Mon and Arfon



Steve Collings	PC	74	39.6	+ 5.2
Enid Jones	Ind	41	21.9	
Kerry A. Kieran	Lab	41	21.9	-14.8
Mohammed Shultan	LD	31	16.6	-12.3

Deiniolen

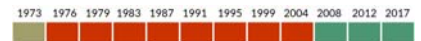
Current constituency: Arfon
Proposed constituency: Ynys Mon and Arfon



*Elfed W. Williams	PC	Unopposed
--------------------	----	-----------

Dewi


Current constituency: Arfon
Proposed constituency: Ynys Mon and Arfon



*Gareth A. Roberts	PC	266	54.7	- 2.3
Colin R. King	Ind	220	45.3	

Diffwys and Maenofferen

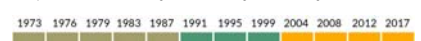
Current constituency: Dwyfor Meirionnydd
Proposed constituency: North Clwyd and Gwynedd



Robert G. Daniels	LG	185	50.4	+27.5
*Mandy Williams-Davies	PC	182	49.6	-27.5

Dolbenmaen

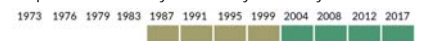
Current constituency: Dwyfor Meirionnydd
Proposed constituency: North Clwyd and Gwynedd



*Stephen W. Churchman	LD	447	80.7	unop
Caroll A. Morris	PC	107	19.3	

Dolgellau North

Current constituency: Dwyfor Meirionnydd
Proposed constituency: North Clwyd and Gwynedd



*Dyfrig L. Siencyn	PC	228	54.3	- 0.7
Delwun Evans	Ind	192	45.7	+ 0.7

Dolgellau South

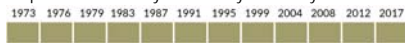
Current constituency: Dwyfor Meirionnydd
Proposed constituency: North Clwyd and Gwynedd



*Linda Morgan	PC	301	59.4	- 0.1
John P. Raghoobar	Ind	206	40.6	+ 0.1

Dyffryn Ardudwy

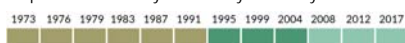
Current constituency: Dwyfor Meirionnydd
Proposed constituency: North Clwyd and Gwynedd



*Eryl Jones-Williams	Ind	324	49.9	unop
Thomas E. Jones	PC	286	44.1	
Anne E. Bennett	Lab	39	6.0	

Efailnewydd and Buan

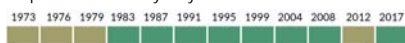
Current constituency: Dwyfor Meirionnydd
Proposed constituency: North Clwyd and Gwynedd



*Anwen J. Davies	LG	385	71.7	- 0.1
Gweno Glyn	PC	152	28.3	+ 0.1

Garth


Current constituency: Arfon
Proposed constituency: Ynys Mon and Arfon



Huw G.W. Jones	PC	136	56.0	+14.5
*Lesley Day	Ind	107	44.0	-14.5

Gerlan

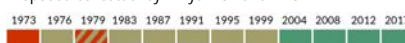
Current constituency: Arfon
Proposed constituency: Ynys Mon and Arfon



Paul J. Rowlinson	PC	439	54.5	-13.7
Chris O'Marah	Ind	273	33.9	
Katrine R. Jones	SLP	94	11.7	-20.1

Glyder

Current constituency: Arfon
Proposed constituency: Ynys Mon and Arfon



*Elin M. Walker Jones	PC			Unopposed
-----------------------	----	--	--	-----------

Groeslon

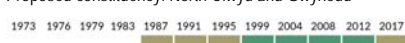
Current constituency: Arfon
Proposed constituency: North Clwyd and Gwynedd



*Eric M. Jones	Ind	564	70.0	-12.7
Rhun Dafydd	PC	241	29.9	+12.6
Emyr Rhys	Lab	46	5.7	

Harlech


Current constituency: Dwyfor Meirionnydd
Proposed constituency: North Clwyd and Gwynedd



Freya H. Bentham	Ind	297	39.4	
*E. Caerwyn Roberts	PC	292	38.8	-32.8
Jordan Edwards	Con	70	9.3	
Ross Lloyd	Lab	70	9.3	
James N. Turner	UKIP	24	3.2	

Hendre

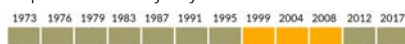
Current constituency: Arfon
Proposed constituency: Ynys Mon and Arfon



Richard M. Hughes	Ind	133	41.0	
*John W. Jones	PC	132	40.7	-12.2
Ade Sharratt	Lab	59	18.2	-28.9

Hirael


Current constituency: Arfon
Proposed constituency: Ynys Mon and Arfon



Keith Jones	Ind	216	50.9	
Luke Tugwell	Lab	102	24.1	-5.9
Dyfrig Jones	PC	69	16.3	
David Hibbert	Con	37	8.7	

Llanaelhaearn


Current constituency: Dwyfor Meirionnydd
Proposed constituency: North Clwyd and Gwynedd



*Aled W. Jones	PC	318	60.7	+48.7
Doran Williams	LG	206	39.3	-10.6

Llanbedr

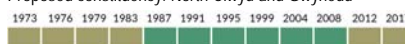
Current constituency: Dwyfor Meirionnydd
Proposed constituency: North Clwyd and Gwynedd



*Annwen Hughes	PC	303	77.5	+18.8
Olga J. Thomas	Lab	88	22.5	

Llanbedrog


Current constituency: Dwyfor Meirionnydd
Proposed constituency: North Clwyd and Gwynedd



Angela A. Morris	Ind			Unopposed
------------------	-----	--	--	-----------

Llanberis


Current constituency: Arfon
Proposed constituency: North Clwyd and Gwynedd



Kevin M. Jones	Ind	519	58.3	
Emlyn C. Baylis	PC	371	41.7	

Llandderfel

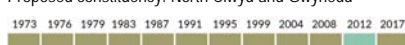
Current constituency: Dwyfor Meirionnydd
Proposed constituency: South Clwyd and North Montgomeryshire



*Elwyn Edwards	PC			Unopposed
----------------	----	--	--	-----------

Llanengan

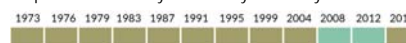
Current constituency: Dwyfor Meirionnydd
Proposed constituency: North Clwyd and Gwynedd



*John B. Hughes	Ind	235	59.3	
Owen H. Roberts	PC	161	40.7	-6.1

Llangelynnin

Current constituency: Dwyfor Meirionnydd
Proposed constituency: North Clwyd and Gwynedd



*Louise Hughes	Ind			Unopposed
----------------	-----	--	--	-----------

Llanllyfni

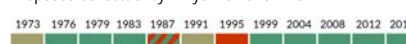
Current constituency: Arfon
Proposed constituency: North Clwyd and Gwynedd



*Craig ab Iago	PC	245	52.7	-10.2
Robert W. Hughes	LG	220	47.3	+10.2

Llanrug

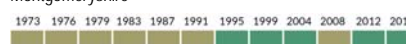
Current constituency: Arfon
Proposed constituency: Ynys Mon and Arfon



*Charles W. Jones	PC			Unopposed
-------------------	----	--	--	-----------

Llanuwchllyn

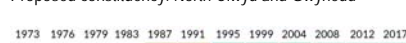
Current constituency: Dwyfor Meirionnydd
Proposed constituency: South Clwyd and North Montgomeryshire



*Alan J. Evans	PC			Unopposed
----------------	----	--	--	-----------

Llanwnda


Current constituency: Arfon
Proposed constituency: North Clwyd and Gwynedd



*Aeron M. Jones	LG	481	62.0	-0.4
Huw L. Rowlands	PC	295	38.0	+0.4

Llanystumdwy

Current constituency: Dwyfor Meirionnydd
Proposed constituency: North Clwyd and Gwynedd



*Aled L. Evans	PC			Unopposed
----------------	----	--	--	-----------

Marchog

Current constituency: Arfon
Proposed constituency: Ynys Mon and Arfon



*Nigel Pickavance	Ind	376	60.3	-4.6
*Dylan Fernley	Ind	257	41.2	
Derek C. Hainge	Lab	156	25.0	-13.8
Christopher J. O'Neal	Ind	98	15.7	-28.2
Cadi Llywelyn	PC	65	10.4	
Conor Savage	PC	42	6.7	

Menai (Bangor)

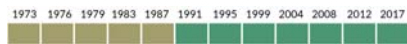
Current constituency: Arfon
Proposed constituency: Ynys Mon and Arfon



*Mair Rowlands	PC	218	75.8	+36.9
Catrin E. Wager	PC	175	60.9	+27.1
Andrew R. Joyce	LD	91	31.7	-5.3

Menai (Caernarfon)

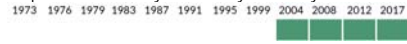
Current constituency: Arfon
Proposed constituency: Ynys Mon and Arfon



*Ioan Thomas	PC	568	55.1	- 0.5
Gwyndaf Jones	Ind	462	44.9	

Morfa Nefyn

Current constituency: Dwyfor Meirionnydd
Proposed constituency: North Clwyd and Gwynedd



Sian W. Hughes	PC	332	65.7	- 11.8
Gareth W. Jones	LG	173	34.3	+ 11.8

Nefyn


Current constituency: Dwyfor Meirionnydd
Proposed constituency: North Clwyd and Gwynedd



*Gruffydd Williams	PC			Unopposed
--------------------	----	--	--	-----------

Ogwen

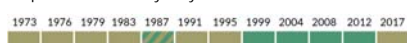
Current constituency: Arfon
Proposed constituency: Ynys Mon and Arfon



Rheinallt Iwan	PC	355	44.2	unop
Stephen Jones	Ind	279	34.7	
Susan C. Davies	Lab	127	15.8	
Calum D. Davies	LD	39	4.9	
Teresa Roberts	SLP	3	0.4	

Peblig

Current constituency: Arfon
Proposed constituency: Ynys Mon and Arfon



Jason W. Parry	Ind	311	50.2	
*W. Tudor Owen	PC	308	49.8	+ 4.7

Penisarwaun

Current constituency: Arfon
Proposed constituency: Ynys Mon and Arfon



Elwyn Jones	Ind	335	51.1	
*R. Hefin Williams	PC	320	48.9	unop

Penrhyndeudraeth


Current constituency: Dwyfor Meirionnydd
Proposed constituency: North Clwyd and Gwynedd



Gareth Davies	PC			Unopposed
---------------	----	--	--	-----------

Pentir

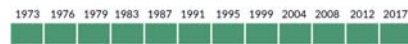
Current constituency: Arfon
Proposed constituency: Ynys Mon and Arfon



Menna Baines	PC			Unopposed
--------------	----	--	--	-----------

Penygroes

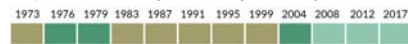
Current constituency: Arfon
Proposed constituency: North Clwyd and Gwynedd



Judith M. Humphreys	PC	512	71.3	+ 10.2
Hugh J. Edwards	LG	206	28.7	- 10.2

Porthmadog and Tremadog

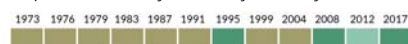
Current constituency: Dwyfor Meirionnydd
Proposed constituency: North Clwyd and Gwynedd



*Alwyn Gruffydd	LG	296	56.0	+ 4.0
Margaret J. Jones	PC	233	44.0	+ 13.1

Porthmadog East

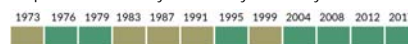
Current constituency: Dwyfor Meirionnydd
Proposed constituency: North Clwyd and Gwynedd



Nia W. Jeffreys	PC	379	56.1	+ 19.7
*Jason Humphreys	LG	296	43.9	- 2.5

Porthmadog West

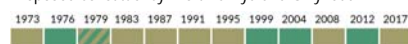
Current constituency: Dwyfor Meirionnydd
Proposed constituency: North Clwyd and Gwynedd



*Evan S. Griffiths	PC			Unopposed
--------------------	----	--	--	-----------

Pwllheli North


Current constituency: Dwyfor Meirionnydd
Proposed constituency: North Clwyd and Gwynedd



Dylan Bullard	Ind	420	56.0	
*Michael S. Owen	PC	330	44.0	- 7.6

Pwllheli South

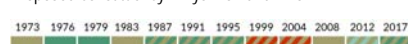
Current constituency: Dwyfor Meirionnydd
Proposed constituency: North Clwyd and Gwynedd



*Hefin Underwood	Ind	555	76.9	
Elin Hywel	PC	167	23.1	- 17.2

Seiont


Current constituency: Arfon
Proposed constituency: Ynys Mon and Arfon



*W. Roy Owen	Ind	563	36.6	+ 12.4
Olaf C. Larsen	PC	282	18.4	- 1.5
Gareth Parry	Lab	261	17.0	- 2.5
*Endaf Cooke	LG	251	16.3	
Glyn Tomos	PC	248	16.1	
Keith Jones	Ind	217	14.1	+ 3.8
Arfon L. Jones	Ind	176	11.5	

Talysarn

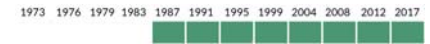
Current constituency: Arfon
Proposed constituency: North Clwyd and Gwynedd



*I. Dilwyn Lloyd	Ind	377	59.6	+ 19.0
David A. Jones	PC	256	40.4	+ 18.4

Teigl

Current constituency: Dwyfor Meirionnydd
Proposed constituency: North Clwyd and Gwynedd



*Linda A. Jones	PC			Unopposed
-----------------	----	--	--	-----------

Trawsfynydd

Current constituency: Dwyfor Meirionnydd
Proposed constituency: North Clwyd and Gwynedd



Elfed P. Roberts	Ind	241	36.9	
Bryn Jones	PC	214	32.7	
Lynda Massarelli	Ind	199	30.4	

* Different independent elected unopposed in 2012

Tregarth & Mynydd Llandygai

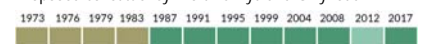
Current constituency: Arfon
Proposed constituency: Ynys Mon and Arfon



Dafydd Owen	PC			Unopposed
-------------	----	--	--	-----------

Tudweilog


Current constituency: Dwyfor Meirionnydd
Proposed constituency: North Clwyd and Gwynedd



*Simon Glyn	PC	176	55.7	+ 16.6
Lina Rees Jones	LG	140	44.3	- 16.6

Tywyn

Current constituency: Dwyfor Meirionnydd
Proposed constituency: North Clwyd and Gwynedd



*Anne Lloyd Jones	Ind	599	44.3	+ 18.6
*Mike Stevens	Ind	550	40.7	- 3.1
John Pughe	Ind	455	33.7	+ 8.1
Quentin E. Deakin	Lab	322	23.8	

Waunfawr

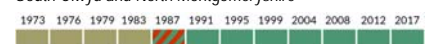
Current constituency: Arfon
Proposed constituency: North Clwyd and Gwynedd



*Edgar W. Owen	PC	349	55.0	- 2.2
Cain G. Thomas	Ind	286	45.0	

y Bala

Current constituency: Dwyfor Meirionnydd
Proposed constituency: South Clwyd and North Montgomeryshire



*Dilwyn Morgan	PC			Unopposed
----------------	----	--	--	-----------

y Felinheli

Current constituency: Arfon
Proposed constituency: Ynys Mon and Arfon



*Gareth W. Griffith	PC			Unopposed
---------------------	----	--	--	-----------

Summary of results: Gwynedd

	Year	Elec	%Poll	Con	Lab	LD	Plaid	Llais	UKIP	Ind	Other
Aberdaron	2017	721	62.7				52.0	48.0			
	2012	740	66.1				56.5				43.5
Aberdovey	2017		-							Unop	
	2012	953	-							Unop	
Abererch	2017		-				Unop				
	2012	990	51.3				20.0				80.0
Abermaw	2017	1,548	37.8		28.1		71.9				
	2012	1,607	39.0		41.5		58.5				
Abersoch	2017	524	58.6	4.9			5.5			89.4	
	2012	559	-				Unop				
Arllechwedd	2017		-				Unop				
	2012	1,021	-				Unop				
Bethel	2017	1,013	69.6		72.9		27.1				
	2012	1,359	61.8		59.8		40.2				
Bontnewydd	2017	845	69.1				32.8	5.3		61.9	
	2012	1,016	57.7				65.7	34.3			
Botwnnog	2017	739	67.1				12.8	41.1		46.2	
	2012	707	57.1				48.1	51.9			
Bowydd and Rhiw By-election	2017	1,241	29.5				69.0	31.0			
	2014		-				Unop				
	2012	1,211	-				Unop				
Brithdir & Llanfachreth, Ganllwyd & Llanelltyd	2017		-				Unop				
	2012	1,108	59.0				81.3				18.7
Bryn-Crug and Llanfihangel	2017	756	48.4							100.0	
	2012	760	65.8				27.2			65.8	7.0
Cadnant By-election	2017	1,489	46.4		37.5		38.1			24.2	
	2015			3.2	34.2		27.1	21.7		13.8	
	2012	1,403	47.9		40.3		59.7				
Clynnog	2017	722	62.9				22.5	39.4		37.7	
	2012	731	67.4				32.2	67.8			
Corris and Mawddwy	2017		-							Unop	
	2012	915	-							Unop	
Criccieth	2017	1,303	52.8			6.7	24.4			68.3	
	2012	1,339	51.9	14.2			19.2	66.6			
Cwm-y-Glo	2017	738	46.3		32.3		67.7				
	2012	704	-		Unop						
Deiniol	2017	624	30.4		21.9	16.6	39.6			21.9	
	2012	589	31.1		36.7	28.9	34.4				
Deinolen	2017		-				Unop				
	2012	1,187	50.8				36.5			63.5	
Dewi By-election	2017	1,210	40.2				54.7			45.3	
	2016				34.6	6.0	59.4				
	2012	1,231	36.2		34.8	7.9	57.3				
Diffwys and Maenofferen	2017	747	49.7				49.6	50.4			
	2012	757	53.0				77.1				22.9
Dolbenmaen	2017	933	60.9			80.7	19.3				
	2012	906	-			Unop					
Dolgellau North	2017	905	47.2				54.3			45.7	
	2012	777	56.9				55.0			45.0	
Dolgellau South	2017	1,054	48.6				59.4			40.6	
	2012	1,065	51.9				59.5			40.5	
Dyffryn Ardudwy	2017	1,194	54.8		6.0		44.1			49.9	
	2012	1,172	-							Unop	
Efailnewydd and Buan	2017	995	54.2				28.3			71.7	
	2012	1,000	56.1				28.2				71.8
Garth	2017	514	47.3				56.0			44.0	
	2012	537	36.3				41.5			58.5	
Gerlan	2017	1,623	50.0				54.5			33.9	11.7
	2012	1,553	36.0				68.2				31.8

Summary of results: Gwynedd - continued

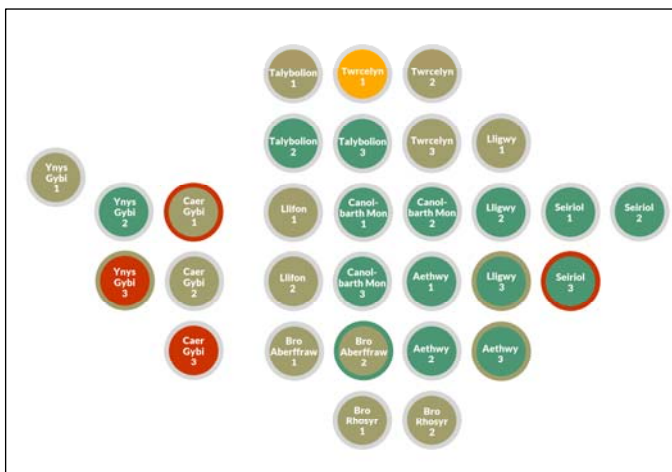
	Year	Elec	%Poll	Con	Lab	LD	Plaid	Llais	UKIP	Ind	Other
Glyder	2017		-				Unop				
	2012	1,390	43.5			47.3	52.7				
Groeslon	2017	1,301	65.5		5.7		29.9			70.0	
	2012	1,291	59.6				17.3			82.7	
Harlech	2017	1,476	51.1	9.3	9.3		38.8		3.2	39.4	
	2012	1,485	44.9				71.6				28.4
Hendre	2017	909	36.0		18.2		40.7			41.0	
	2012	982	29.5		47.1		52.9				
Hirael	2017	995	43.2	8.7	24.1		16.3			50.9	
	2012	960	37.4		30.0	6.4				63.6	
Llanaelhaearn By-election	2017	1,153	46.3				60.7	39.3			
	2015						48.7			24.1	27.3
	2012	1,161	61.1				12.0			38.1	49.9
Llanbedr	2017	791	50.3		22.5		77.5				
	2012	828	53.9				58.7				41.3
Llanbedrog	2017		-							Unop	
	2012	783	61.1				46.2			53.8	
Llanberis	2017	1,550	57.9				41.7			58.3	
	2012	1,472	-							Unop	
Llandderfel	2017		-				Unop				
	2012	1,135	-				Unop				
Llanengan	2017	833	48.0				40.7			59.3	
	2012	825	51.4				34.6	65.4			
Llangelynin	2017		-							Unop	
	2012	1,574	46.8					67.9		32.1	
Llanllyfni	2017	909	51.8				52.7	47.3			
	2012	880	49.2				62.9				37.1
Llanrug	2017		-				Unop				
	2012	1,320	-				Unop				
Llanuwchllyn	2017		-				Unop				
	2012	702	-				Unop				
Llanwnda	2017	1,446	54.3				38.0	62.0			
	2012	1,448	51.2				37.6				62.4
Llanystumdwy	2017		-				Unop				
	2012	1,483	49.2				70.7				29.3
Marchog By-election	2017	1,572	33.0		25.0		8.5			66.5	
	2016				34.7					65.3	
	2012	1,384	41.0		37.4					62.6	
Menai (Bangor)	2017	984	49.9			31.7	68.3				
	2012	2,477	16.6		20.3	34.1	35.9			9.7	
Menai (Caernarfon)	2017	1,751	59.7				55.1			44.9	
	2012	1,817	51.9				55.6			36.1	8.3
Morfa Nefyn	2017	906	56.0				65.7	34.3			
	2012	940	52.2				77.5				22.5
Nefyn	2017		-				Unop				
	2012	965	63.6				32.4			47.4	20.2
Ogwen	2017	1,627	49.4		15.8	4.9	44.2			34.7	0.4
	2012	1,613	-				Unop				
Peblig	2017	1,433	43.8				49.8			50.2	
	2012	1,447	44.2		17.0		45.1	38.0			
Penisarwaun	2017	1,329	49.4				48.9			51.1	
	2012	1,282	-				Unop				
Penrhyndeudraeth	2017		-				Unop				
	2012	1,802	50.9				71.7	28.3			
Pentir	2017		-				Unop				
	2012	1,697	33.8	10.5	25.7	5.6	58.1				
Penygroes	2017	1,333	53.9				71.3	28.7			
	2012	1,272	51.9				61.1	38.9			

Summary of results: Gwynedd - continued

	Year	Elec	%Poll	Con	Lab	LD	Plaid	Llais	UKIP	Ind	Other
Porthmadog-Tremadog	2017	949	56.4				56.0	44.0			
	2012	964	59.3				30.9			17.1	52.0
Porthmadog East	2017	1,165	57.9				56.1	43.9			
	2012	1,135	47.3				36.4			17.2	46.4
Porthmadog West	2017		-				Unop				
	2012	1,322	-				Unop				
Pwllheli North	2017	1,513	49.6				44.0			56.0	
	2012	1,447	48.0				51.6			22.6	25.8
Pwllheli South By-election	2017	1,287	56.2				23.1			76.9	
	2015						28.4			63.3	8.3
	2012	1,287	49.0				40.3				59.7
Seiont	2017	2,187	46.5		17.0		17.2	16.3		49.4	
	2012	2,275	47.9		20.9		21.4			26.0	31.7
Talysarn	2017	1,349	47.5				40.4			59.6	
	2012	1,270	50.6				22.0			40.6	37.4
Teigl	2017		-				Unop				
	2012		-				Unop				
Trawsfynydd	2017	1,116	39.3				32.7			67.3	
	2012	1,126	-							Unop	
Tregarth and Mynydd Llandygai	2017		-				Unop				
	2012	1,611	49.1		50.3		49.7				
Tudweilog	2017	664	47.9				55.7	44.3			
	2012	667	54.6				39.1				60.9
Tywyn	2017	2,397	46.9		23.8					76.2	
	2012	2,482	48.8	18.1			29.4			52.5	
Waunfawr By-election	2017	1,265	50.6				55.0			45.0	
	2016				24.2		75.8				
	2012	1,257	54.2				57.2			42.8	
y Bala	2017		-				Unop				
	2012	1,359	-				Unop				
y Felinheli By-election	2017		-				Unop				
	2016			7.4			92.6				
	2012	1,591	-				Unop				

Isle of Anglesey

NOC
no change



Results dashboard

Aethwy 1	Aethwy 2	Aethwy 3	Bro Aberffro 1	Bro Aberffro 2	Bro Rhosyr 1	Bro Rhosyr 2
Caergybi 1	Caergybi 2	Caergybi 3	Canolbath Mon 1	Canolbath Mon 2	Canolbath Mon 3	Llifon 1
Llifon 2	Lligwy 1	Lligwy 2	Lligwy 3	Seiriol 1	Seiriol 2	Seiriol 3
Talybolion 1	Talybolion 2	Talybolion 3	Twrcelyn 1	Twrcelyn 2	Twrcelyn 3	Ynys Gybi 1
Ynys Gybi 2	Ynys Gybi 3					

Gains and losses

	Gained		Lost	
Plaid Cymru	3	Aethwy (1 seat) Lligwy (1 seat) Seiriol (1 seat)	1	Bro Aberffraw (1 seat)
Independent	2	Bro Aberffraw (1 seat) Caergybi (1 seat)	3	Aethwy (1 seat) Lligwy (1 seat) Ynys Gybi (1 seat)
Labour	1	Ynys Gybi (1 seat)	2	Caergybi (1 seat) Seiriol (1 seat)

council historic results

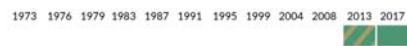
	Conservatives		Labour		Liberal Dem		Plaid Cymru		UKIP		Independents		Others	
	Seats	%votes	Seats	%votes	Seats	%votes	Seats	%votes	Seats	%votes	Seats	%votes	Seats	%votes
17	0	5.3	2	17.5	1	5.3	14	32.2	0	0.0	13	40.0	0	0.0
13	0	7.5	3	17.3	1	6.5	12	24.8	0	12.2	14	31.7	0	0.0
08	2	5.0	5	12.7	2	4.4	8	21.2	0	0.0	23	56.2	0	0.5
04	1	2.9	1	6.4	1	3.6	9	23.4	0	0.0	28	63.4	0	0.3
99	1	7.4	4	9.0	0	6.2	9	17.0	0	0.0	26	60.4	0	0.0
95	1	3.6	6	8.5	0	0.0	7	26.4	0	0.0	26	61.5	0	0.0

Summary of results: Isle of Anglesey

	Year	Elec	%Poll	Con	Lab	LD	Plaid	UKIP	Green	Ind	Other
Aethwy	2017	5,142	47.0		19.4		48.1			32.4	
	2013	5,184	49.0	5.4	9.7	20.8	31.0	11.4		21.7	
Bro Aberffraw	2017	3,012	49.7		24.0		28.8			47.2	
	2013	2,955	54.0	7.4	14.2		33.2	10.4		34.9	
Bro Rhosyr	2017	3,792	53.7		13.1		28.9			58.0	
	2013	3,394	53.0	5.0	13.0		27.9	6.8		47.3	
Caergybi	2017	5,304	39.7	13.1	28.1		23.8			35.0	
	2013	5,051	48.0	3.8	38.4		9.1	17.9		30.8	
Canolbarth Mon	2017	6,519	46.1		23.0		44.2			32.8	
	2013	6,342	51.0	6.4	20.2		36.6	15.8		21.0	
Llifon	2017	4,134	42.7	17.8			15.6			66.6	
	2013	4,100	46.0	12.7	14.7		20.9	12.1		39.6	
Lligwy	2017	4,799	43.3		17.8		26.1			56.1	
	2013	4,788	52.0	13.3	10.8		21.6	16.4		37.9	
Seiriol	2017	4,636	53.9	15.4	19.6	9.6	35.7			19.7	
	2013	4,647	56.0	13.5	20.7	8.1	29.9	10.4		17.5	
Talybolion	2017	4,659	40.7		15.3		38.7			46.0	
	2013	4,589	49.0		17.7		38.9	11.2		32.1	
Twrcelyn	2017	5,515	47.5		13.0	35.2	21.9			29.9	
	2013	5,486	53.0	5.6	14.5	26.3	15.2	8.4		29.9	
Ynys Gybi	2017	4,420	42.8	18.9	26.5		31.1			25.4	
	2013	4,276	46.0	14.3	17.5		26.2	18.7		23.3	

Aethwy

Current constituency: Ynys Môn
Proposed constituency: Ynys Môn and Arfon



Year	Party	Votes	%	Change
2017	PC	1,343	49.4	+11.2
2013	PC	1,314	48.3	+12.0
2008	PC	1,267	46.6	+25.9
2004	Ind	882	32.4	
2000	Lab	553	20.3	+ 8.4
1996	Lab	505	18.6	

Bro Aberffraw

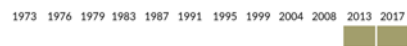
Current constituency: Ynys Môn
Proposed constituency: Ynys Môn and Arfon



Year	Party	Votes	%	Change
2017	Ind	793	56.0	+22.0
2013	Ind	545	38.5	+18.2
2008	PC	539	38.1	+ 5.7
2004	Lab	340	24.0	+10.2
2000	PC	275	19.4	- 1.5

Bro Rhosyr

Current constituency: Ynys Môn
Proposed constituency: Ynys Môn and Arfon



Year	Party	Votes	%	Change
2017	Ind	880	34.5	
2013	Ind	856	33.6	
2008	PC	736	28.9	+ 0.5
2004	Ind	613	24.0	
2000	Lab	333	13.1	- 0.3

Caergybi

Current constituency: Ynys Môn
Proposed constituency: Ynys Môn and Arfon



Year	Party	Votes	%	Change
2017	Ind	1,049	52.6	+14.6
2013	Ind	673	33.8	
2008	Lab	625	31.4	-16.0
2004	PC	559	28.0	+16.8
2000	Lab	540	27.1	+ 1.0
1996	Lab	515	25.8	- 0.1
1992	PC	391	19.6	
1988	Ind	369	18.5	
1984	Con	261	13.1	+ 8.4

Canolbarth Môn

Current constituency: Ynys Môn
Proposed constituency: Ynys Môn and Arfon



Year	Party	Votes	%	Change
2017	PC	1,637	46.3	+ 8.5
2013	PC	1,528	43.2	+10.1
2008	PC	1,527	43.1	+10.2
2004	Ind	1,161	32.8	
2000	Lab	814	23.0	+ 2.1

Llifon

Current constituency: Ynys Môn
Proposed constituency: Ynys Môn and Arfon



Year	Party	Votes	%	Change
2017	Ind	1,030	50.2	+15.7
2013	Ind	749	36.5	+ 6.5
2008	Ind	477	23.3	
2004	Con	364	17.8	+ 6.7
2000	PC	320	15.6	- 2.6

Lligwy

Current constituency: Ynys Môn
Proposed constituency: Ynys Môn and Arfon



Year	Party	Votes	%	Change
2017	Ind	1,479	56.1	+16.1
2013	PC	843	32.0	+ 9.2
2008	PC	664	25.2	+10.3
2004	PC	557	21.1	+ 6.2
2000	Lab	470	17.8	+ 6.4

Seiriol

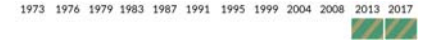
Current constituency: Ynys Môn
Proposed constituency: Ynys Môn and Arfon



Year	Party	Votes	%	Change
2017	PC	1,375	39.8	+ 6.3
2013	PC	1,355	39.2	+13.7
2008	PC	972	28.1	+ 5.6
2004		682	19.7	
2000	Lab	676	19.6	- 3.6
1996	Con	562	16.3	+ 1.2
1992	Con	501	14.5	
1988	LD	332	9.6	+ 0.5

Talybolion

Current constituency: Ynys Môn
Proposed constituency: Ynys Môn and Arfon



Year	Party	Votes	%	Change
2017	Ind	1,259	46.0	+10.2
2013	PC	1,139	41.6	- 1.8
2008	PC	977	35.7	+ 4.5
2004	Lab	419	15.3	- 4.5

Twrcelyn

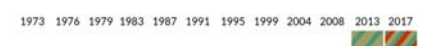
Current constituency: Ynys Môn
Proposed constituency: Ynys Môn and Arfon



Year	Party	Votes	%	Change
2017	LD	1,319	35.2	+ 5.1
2013	Ind	1,307	34.8	+ 0.5
2008	Ind	1,202	32.0	
2004	Ind	855	22.8	+ 1.1
2000	PC	823	21.9	+ 4.5
1996	Lab	489	13.0	- 3.7

Ynys Gybi

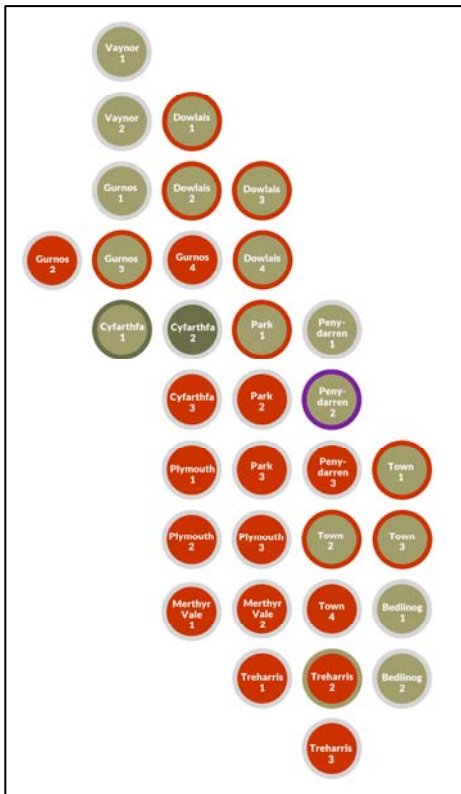
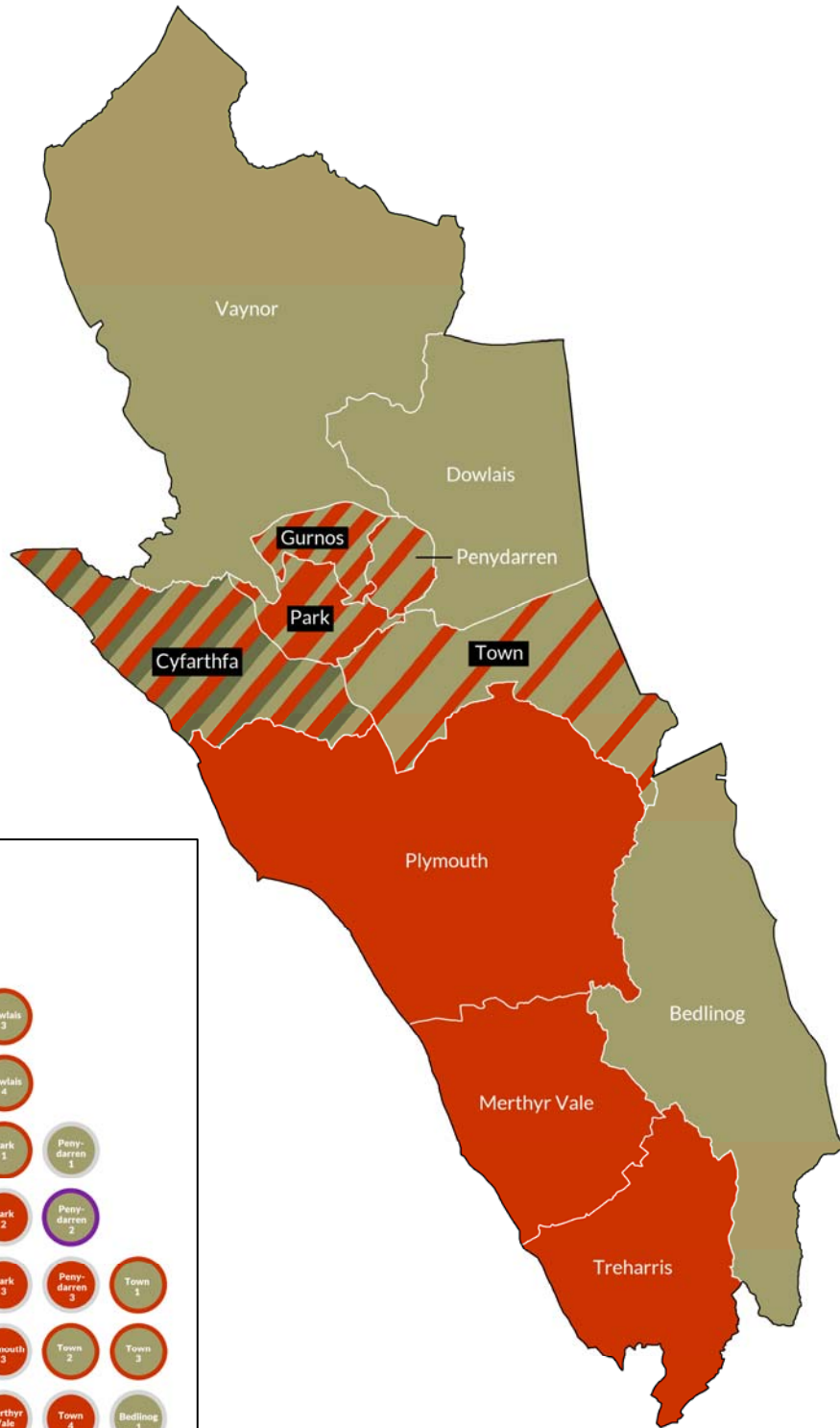
Current constituency: Ynys Môn
Proposed constituency: Ynys Môn and Arfon



Year	Party	Votes	%	Change
2017	Ind	890	36.8	+12.9
2013	PC	753	31.1	+ 4.3
2008	Lab	641	26.5	+ 8.5
2004	Ind	585	24.2	
2000	Lab	550	22.7	+ 8.7
1996	Con	458	18.9	+ 4.3
1992	Ind	370	15.3	

Merthyr Tydfil

IND
GAIN



Results dashboard

Bedlinog 1	Bedlinog 2	Cyfarthfa 1	Cyfarthfa 2	Cyfarthfa 3	Dowlais 1	Dowlais 2
Dowlais 3	Dowlais 4	Gurnos 1	Gurnos 2	Gurnos 3	Gurnos 4	Merthyr Vale 1
Merthyr Vale 2	Park 1	Park 2	Park 3	Penydarren 1	Penydarren 2	Penydarren 3
Plymouth 1	Plymouth 2	Plymouth 3	Town 1	Town 2	Town 3	Town 4
Treharris 1	Treharris 2	Treharris 3	Vaynor 1	Vaynor 2		

Gains and losses

	Gained		Lost	
Labour	1	Treharris (1 seat)	9	Dowlais (4 seats) Gurnos (1 seat) Park (1 seat) Town (3 seats)
UKIP			1	Penydarren (1 seat)
Independent	11	Cyfarthfa (1 seat) Dowlais (4 seats) Gurnos (1 seat) Park (1 seat) Penydarren (1 seat) Town (3 seats)	1	Treharris (1 seat)
Merthyr Independents			1	Cyfarthfa (1 seat)

council historic results

	Conservatives		Labour		Liberal Dem		Plaid Cymru		UKIP		Independents		Others	
	Seats	%votes	Seats	%votes	Seats	%votes	Seats	%votes	Seats	%votes	Seats	%votes	Seats	%votes
17	0	1.3	15	41.9	0	2.3	0	3.4	0	0.0	17	43.5	1	7.6
12	0	0.3	23	44.9	0	5.0	0	3.9	1	3.2	7	36.2	2	6.5
08	0	0.0	8	31.6	6	17.2	0	2.6	0	0.0	16	43.1	3	5.6
04	0	0.0	17	35.8	0	2.2	0	5.2	0	0.0	7	18.8	9	28.0
99	0	0.0	16	35.8	0	3.1	4	17.4	0	0.0	13	42.3	0	1.5
95	0	0.0	29	51.1	0	0.0	0	5.0	0	0.0	2	21.9	2	22.0

Bedlinog

Current constituency: Merthyr Tydfil and Rhymney
Proposed constituency: Merthyr Tydfil and Rhymney



Malcolm R. Colbran	Ind	727	72.1
Sherelle E. Jago	Ind	718	71.2
Helen O. Thomas	Lab	288	28.6 - 3.8
Jeffrey R. Beard	Lab	284	28.2 + 3.4

Cyfarthfa

Current constituency: Merthyr Tydfil and Rhymney
Proposed constituency: Merthyr Tydfil and Rhymney



Thomas G. Vaughan	Ind	1,369	33.4
*Paul Brown	M Ind	1,300	31.7 - 15.3
*David Chaplin	Lab	1,202	29.3 - 11.0
*Margaret G. Davies	Lab	1,137	27.8 - 9.9
Carol B. Estebanez	Lab	1,072	26.2 - 9.2
Terry Thomas	M Ind	1,068	26.1 - 18.7
Bleddyn W. Hancock	Ind	812	19.8
Mark J. Evans	PC	685	16.7 - 2.0

Election postponed until Thursday 8th June following the death of a candidate

Dowlais


Current constituency: Merthyr Tydfil and Rhymney
Proposed constituency: Merthyr Tydfil and Rhymney



Declan G. Sammon	Ind	1,122	77.2
Tony Rogers	Ind	863	59.4 +13.9
David Hughes	Ind	782	53.8
Julian Amos	Ind	777	53.5 +15.2
*Phil Williams	Lab	631	43.4 - 19.5
*Ray Thomas	Lab	570	39.2 - 22.2
*Tom Lewis	Lab	537	37.0 - 18.9
*Simon M. Williams	Lab	531	36.5 - 15.7

Gurnos

Current constituency: Merthyr Tydfil and Rhymney
Proposed constituency: Merthyr Tydfil and Rhymney



Lee Davies	Ind	569	61.7
*Rhonda M. Braithwaite	Lab	541	58.7 - 1.8
*Clive Tovey	Ind	486	52.7 - 1.5
*Bill Smith	Lab	479	51.9 - 8.1
Deborah Isaac	Lab	423	45.9 - 4.9
*Mike O'Neill	Lab	421	45.6 - 4.7
Mikey Mochan	Ind	402	43.6
Gerwyn D. Butler	Ind	368	39.9

Merthyr Vale

Current constituency: Merthyr Tydfil and Rhymney
Proposed constituency: Merthyr Tydfil and Rhymney



*Darren Roberts	Lab	698	72.8 + 5.9
Scott Thomas	Lab	509	53.1 - 3.8
Jeff Edwards	Ind	445	46.4 + 8.3
Lynne Colston	Ind	266	27.7

Park

Current constituency: Merthyr Tydfil and Rhymney
Proposed constituency: Merthyr Tydfil and Rhymney



Tanya P. Skinner	Ind	802	53.1
*Clive T. Jones	Lab	772	51.1 - 15.0
*Chris Barry	Lab	689	45.6 - 18.7
*Brendan Toomey	Lab	667	44.1 - 15.4

Penydarren

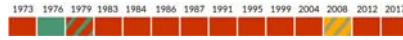
Current constituency: Merthyr Tydfil and Rhymney
Proposed constituency: Merthyr Tydfil and Rhymney



Kevin Gibbs	Ind	656	57.9
Chris Davies	Ind	649	57.3
*David G. Isaac	Lab	647	57.1 +28.9
Dougy Evans	Ind	515	45.5
*John A. McCarthy	Lab	467	41.2 +19.7
Dan Beard	Lab	463	40.9 +24.2

Plymouth

Current constituency: Merthyr Tydfil and Rhymney
Proposed constituency: Merthyr Tydfil and Rhymney



*Gareth Lewis	Lab	967	82.6 +24.3
*Brent A. Carter	Lab	884	75.5 +24.5
*Harvey R. Jones	Lab	860	73.5 +24.2
Narinder Singh	Con	267	22.8 +19.7

Town

Current constituency: Merthyr Tydfil and Rhymney
Proposed constituency: Merthyr Tydfil and Rhymney



John Thomas	Ind	1,121	42.7
Kevin P. O'Neill	Ind	1,002	38.2
Andrew D. Barry	Ind	976	37.2
*Dai C. Jones	Lab	967	36.9 - 13.5
*Linda A. Matthews	Lab	745	28.4 - 13.3
Jenny T. Davies	Lab	708	27.0 - 12.1
Shaun O'Malley	Ind	658	25.1
*Sian C. Slater	Lab	635	24.2 - 14.1
Joshua B. Dunn	Ind	588	22.4
Rowan H. Powell	Ind	376	14.3
Bob Griffin	LD	253	9.6 - 14.5
Cameron Sullivan	LD	222	8.5 - 6.8
Tom Roberts	Comm	201	7.7 - 3.3

Treharris

Current constituency: Merthyr Tydfil and Rhymney
Proposed constituency: Merthyr Tydfil and Rhymney



Gareth Richards	Lab	1,136	57.8 + 1.7
*Ernie Galsworthy	Lab	816	41.5 +13.2
Ian D. Thomas	Lab	710	36.2 +16.7
Lee G. Chard	Ind	589	30.0
Anne McAll	Ind	503	25.6
Glenn Price	Ind	437	22.3 - 19.0
Paul F. Smithers	Ind	361	18.4
Brendan T. D'Cruz	LD	206	10.5

Vaynor

Current constituency: Merthyr Tydfil and Rhymney
Proposed constituency: Merthyr Tydfil and Rhymney



*Howard Barrett	Ind	948	69.8 - 4.6
*Lisa V. Mytton	Ind	923	68.0 - 6.6
Anthony J. Owen	Lab	474	35.2 +14.0
Emma L. Karan	Lab	371	27.3 + 8.6

Summary of results: Merthyr Tydfil

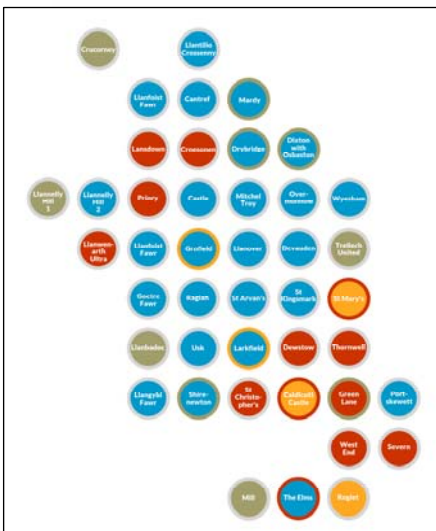
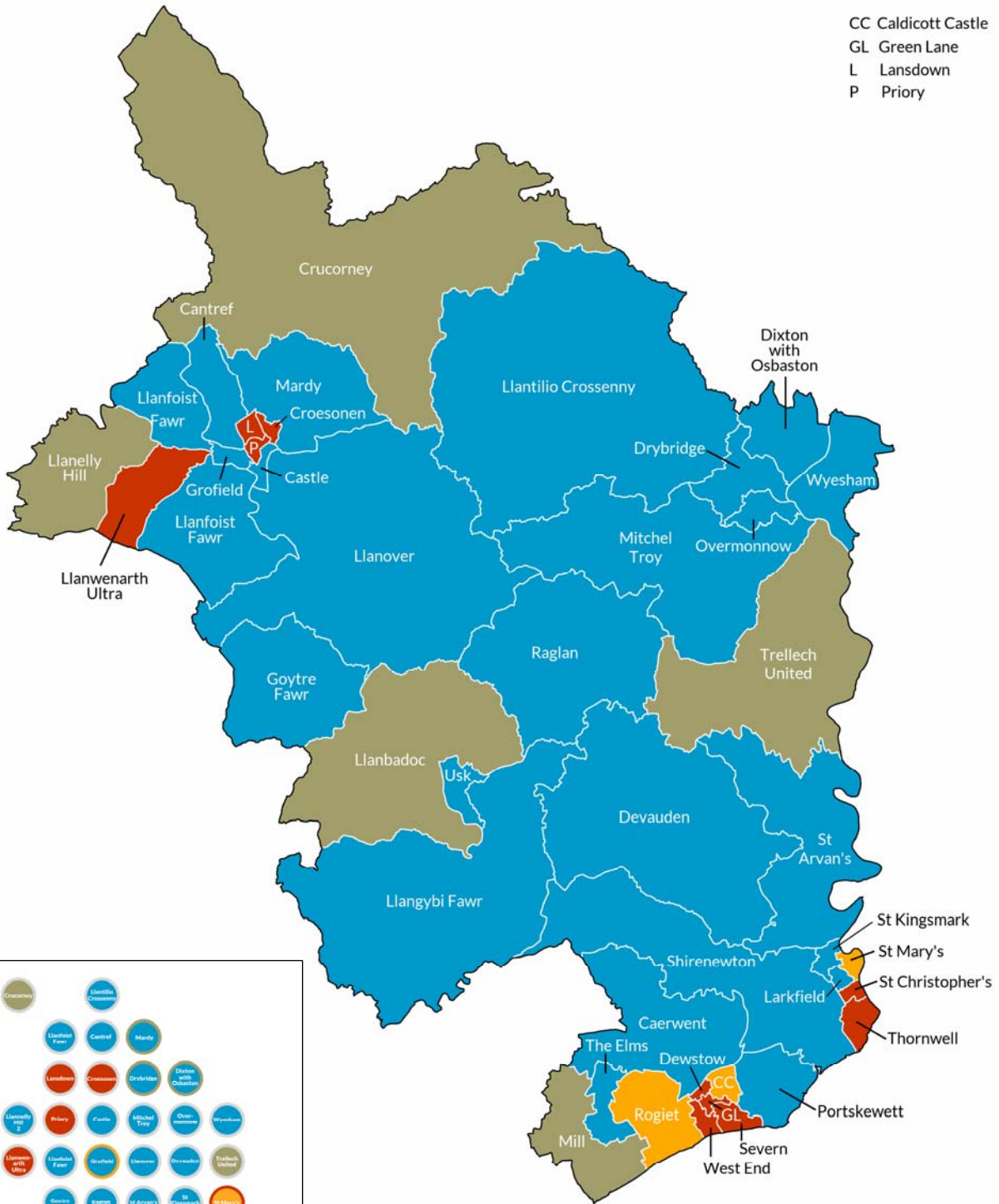
	Year	Elec	%Poll	Con	Lab	LD	Plaid	UKIP	Green	Ind	Other
Bedlinog	2017	2,786	39.6		28.2					71.8	
	2012	2,484	37.1		30.0	9.4				54.8	5.7
Cyfarthfa By-election	2017	5,194	64.2		27.8		16.7			55.5	
	2012			2.2	33.0		8.7			24.8	31.2
	2012	5,028	33.1		38.0		17.7				44.3
Dowlais	2017	4,355	36.1		39.0					61.0	
	2012	5,113	29.5		58.0					42.0	
Gurnos By-election	2017	3,549	32.4		50.5					49.5	
	2015				40.5					59.5	
	2012	3,416	33.2		54.2					45.8	
Merthyr Vale	2017	2,745	39.3		63.0					37.0	
	2012	2,805	46.2		63.7					36.3	
Park	2017	3,354	41.0		46.9					53.1	
	2012	3,371	41.1		63.2					36.8	
Penydarren By-election	2017	3,871	33.8		46.4					53.6	
	2014			4.9	31.3	7.5				56.3	
	2012	3,762	36.2		31.4		32.4			36.2	
Plymouth	2017	3,976	32.7	22.8	77.2						
	2012	3,894	44.1	2.5	47.8	12.4				37.2	
Town By-election	2017	5,889	40.6		29.1	9.0				54.2	7.7
	2015				66.0	34.0					
	2012	5,760	38.8		41.6	19.9	13.4			16.0	9.1
Treharris	2017	5,024	36.8		45.2	10.5				44.3	
	2012	4,828	34.6		50.2					49.8	
Vaynor	2017	2,797	50.2		31.2					68.8	
	2012	2,703	44.2		20.9					73.6	5.5

Monmouthshire

CON
GAIN



CC Caldicott Castle
GL Green Lane
L Lansdown
P Priory



Results dashboard

Caerwent	Caldicot Castle	Cantref	Castle	Croesonen	Crucorney	Devauden
Dewstow	Dixton	Drybridge	Goetre Fawr	Green Lane	Grofield	Lansdown
Larkfield	Llanbadoc	Llanelly Hill 1	Llanelly Hill 2	Llanfoist Fawr	Llangybi Fawr	Llanover
Llantilio Crosseny	Llanwenarth Ultra	Mardy	Mill	Mitchel Troy	Overmonnow	Portskewett
Priory	Raglan	Rogiet	St Arvan's	St Christopher's	St Kingsmark	St Mary's
Severn	Shirenewton	The Elms	Thornwell	Trellech United	Usk	West End
Wyesham						

Gains and losses

	Gained		Lost	
Conservatives	7	Dixton with Osbaston Drybridge Grofield Larkfield Mardy Shirenewton The Elms	1	Priory
Labour	2	Green Lane Priory	3	Caldicot Castle The Elms St Mary's
Liberal Democrats	2	Caldicot Castle St Mary's	2	Grofield Larkfield
Independent			5	Dixton with Osbaston Drybridge Green Lane Mardy Shirenewton

council historic results

	Conservatives		Labour		Liberal Dem		Plaid Cymru		UKIP		Independents		Others	
	Seats	%votes	Seats	%votes	Seats	%votes	Seats	%votes	Seats	%votes	Seats	%votes	Seats	%votes
17	25	46.9	10	24.8	3	7.8	0	1.2	0	0.3	5	18.6	0	0.4
12	19	35.8	11	30.3	3	7.5	0	2.4	0	0.0	10	23.8	0	0.5
08	29	47.4	7	15.5	5	20.7	1	3.9	0	0.0	1	11.9	0	0.6
04	23	43.6	9	19.9	4	18.0	2	3.2	0	0.0	5	14.3	0	1.0
99	19	35.6	18	30.7	1	13.5	0	1.6	0	0.0	4	18.5	0	0.0
95	11	28.9	26	45.0	1	11.8	0	0.0	0	0.0	4	14.0	0	0.3

Summary of results: Monmouthshire

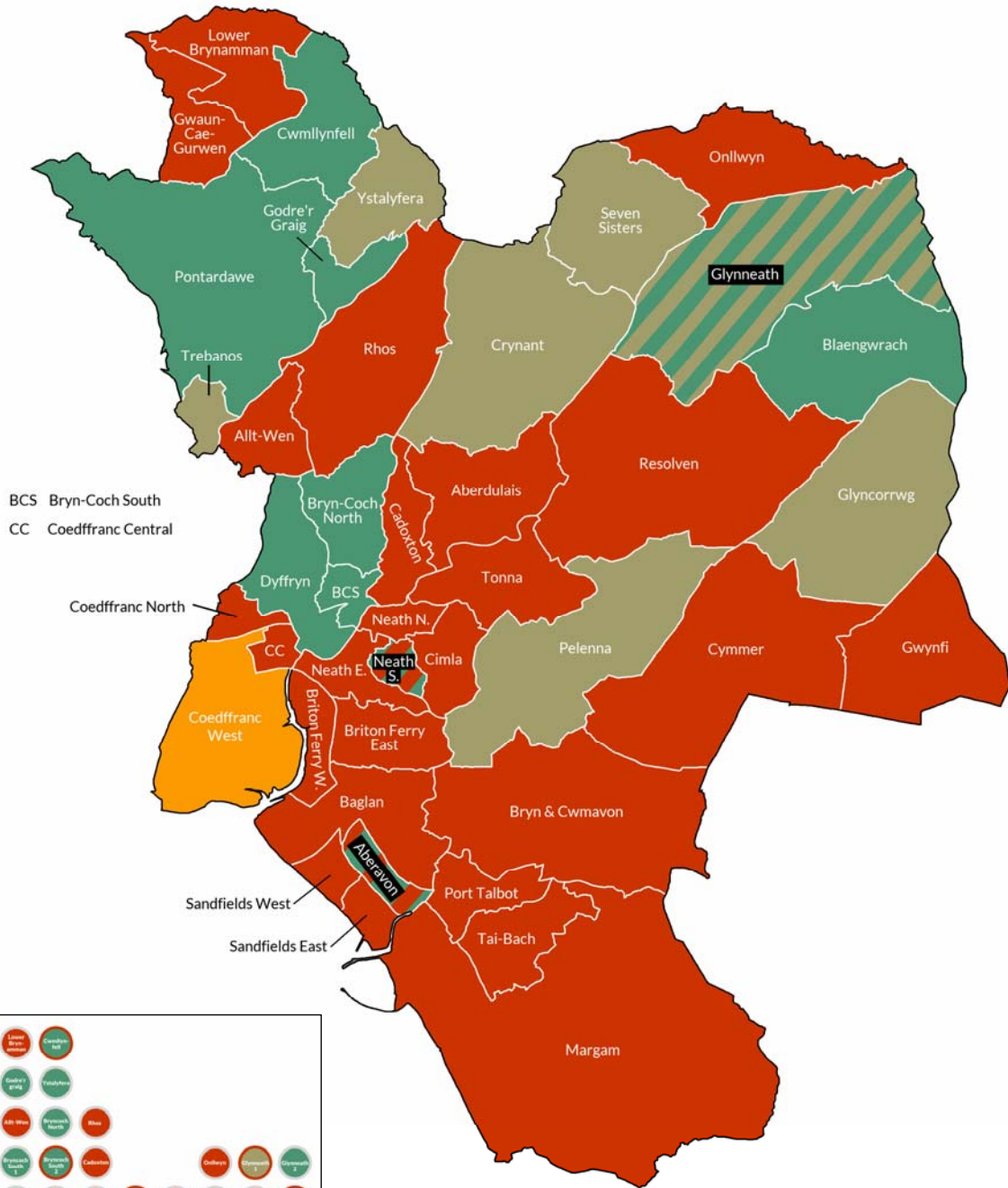
	Year	Elec	%Poll	Con	Lab	LD	Plaid	UKIP	Green	Ind	Other
Caerwent	2017	1,670	40.6	61.0	17.8	12.9		8.3			
	2012	1,438	36.0	68.0	32.0						
Caldicot Castle	2017	1,792	43.1	32.0	32.8	35.1					
	2012	1,587	34.0	23.4	49.2		27.4				
Cantref	2017	1,642	56.4	46.9	38.2	4.7				10.2	
	2012	1,676	44.0	56.8	43.2						
Castle	2017	1,568	53.5	58.6	34.9	6.6					
	2012	1,595	43.0	59.7	30.0	10.3					
Croesonen	2017	1,603	36.9	24.2	64.4					11.5	
	2012	1,676	34.0	18.0	82.0						
Crucorney	2017	1,742	56.3	40.3	12.3					47.4	
	2012	1,711	47.8	38.0						62.0	
Devauden	2017	1,207	48.0	69.5	30.5						
	2012	1,191	44.0	69.6		30.4					
Dewstow	2017	1,341	37.3	18.1	57.1		24.8				
	2012	1,501	35.0	7.0	51.8		30.2			11.0	
Dixton with Osbaston	2017	1,842	57.0	47.8	8.3	24.2				19.6	
	2012	1,873	46.0	21.7		23.0				55.3	
Drybridge	2017	2,604	46.0	55.1	20.0	7.8	4.5			12.7	
	2012	2,571	36.0	27.9	29.4		5.4		4.0	33.3	
Goytre Fawr	2017	1,867	45.0	74.2	25.8						
	2012	1,880	-	Unop							
Green Lane	2017	1,423	39.2	19.3	31.4	28.7				20.6	
	2012	1,518	33.0	10.7	42.7					46.7	
Grofield	2017	1,310	47.9	44.2	26.2	25.1			4.5		
	2012	1,421	35.0	18.3	28.9	52.8					
Lansdown	2017	1,585	31.7	32.5	67.5						
	2012	1,700	29.7	20.0	80.0						
Larkfield	2017	1,511	50.8	44.4	20.4	35.2					
	2012	1,549	42.5	34.4	24.9	40.7					
Llanbadoc	2017	1,087	51.1	39.2	5.8					55.1	
	2012	1,044	49.1	24.4						75.6	
Llanelly Hill	2017	3,138	53.3	36.4	13.4		9.3			38.9	
	2012	3,139	49.0	30.6	13.0		7.9			61.5	
Llanfoist Fawr	2017	1,827	43.7	65.8	23.4	5.6				5.1	
	2012	1,497	39.0	60.9	39.1						
Llangybi Fawr	2017	1,479	50.1	72.4	13.1	8.4			6.1		
	2012	1,450	-	Unop							
Llanover	2017	1,745	48.8	75.9	24.1						
	2012	1,809	40.9	65.9	34.1						
Llantilio Crossenny	2017	1,461	52.0	44.0	10.7				9.1	36.2	
	2012	1,408	-	Unop							
Llanwenarth Ultra	2017	1,070	51.7	45.1	54.9						
	2012	1,123	44.0	34.2	65.8						
Mardy	2017	1,351	50.1	52.4	18.8					28.7	
	2012	1,392	35.0	33.3		6.2				60.5	
Mill	2017	2,274	50.7	33.7	9.7					56.6	
	2012	2,192	36.0	31.8	28.8					39.4	
Mitchel Troy	2017	953	57.2	52.1	6.6	15.5				25.8	
	2012	980	-	Unop							
Overmonnow	2017	1,623	41.9	39.3	25.7			4.5		30.5	
	2012	1,709	31.0	43.2	39.8					17.1	
Portskewett	2017	1,772	48.6	57.1	42.9						
	2012	1,719	37.4	55.8	44.2						
Priory	2017	1,503	48.8	47.1	47.5	5.4					
	2012	1,529	36.0	42.6	40.6	16.8					
Raglan	2017	1,551	63.4	41.1	6.6	36.5				15.7	
	2012	1,561	48.0	39.1	23.0					37.9	
Rogiet	2017	1,349	38.7	11.3	24.8	35.0				28.8	
	2012	1,321	42.0	3.3	20.5	44.7				31.5	

Summary of results: Monmouthshire - continued

	Year	Elec	%Poll	Con	Lab	LD	Plaid	UKIP	Green	Ind	Other
St Arvan's	2017	1,267	50.7	57.9	20.3	8.1				13.6	
	2012	1,365	-	Unop							
St Christopher's	2017	1,764	34.8	41.4	52.1	6.5					
	2012	1,848	31.0	34.7	65.3						
St Kingsmark	2017	2,278	44.7	44.7	9.2	6.1				39.9	
	2012	2,287	31.0	62.2		37.8					
St Mary's	2017	1,500	42.3	33.8	27.8	38.5					
	2012	1,500	36.0	32.2	35.6	32.2					
Severn	2017	1,306	36.4	23.8	44.1					32.1	
	2012	1,365	33.0	8.9	73.6		8.7			8.7	
Shirenewton	2017	1,820	52.5	53.4	11.5	5.9				29.2	
	2012	1,785	51.0	30.8		4.1				65.1	
The Elms	2017	2,472	37.8	67.4	32.6						
	2012	2,440	27.0	36.1	40.2					23.7	
Thornwell	2017	1,998	31.7	35.9	64.1						
	2012	2,055	33.0	35.5	64.5						
Trellech United	2017	2,133	59.8	45.3	4.8					49.9	
	2012	2,167	40.0	42.3						57.7	
Usk	2017	1,949	49.6	61.7	11.4					26.9	
	2012	1,959	-	Unop							
West End	2017	1,497	30.5	19.6	49.8					30.6	
	2012	1,562	26.0	8.6	65.7					25.7	
Wyesham	2017	1,690	49.3	42.1	39.2					18.8	
	2012	1,671	39.0	39.1	30.8			14.3		15.8	

Neath Port Talbot

LAB
HOLD



Results dashboard

Aberavon 1	Aberavon 2	Aberavon 3	Aberdulais	Allt-Wen	Baglan 1	Baglan 2
Baglan 3	Blaengwrach	Briton Ferry East	Briton Ferry West	Bryn & Cwmavon 1	Bryn & Cwmavon 2	Bryn & Cwmavon 3
Bryncoch North	Bryncoch South 1	Bryncoch South 2	Cadoxton	Cimla 1	Cimla 2	Coedffranc C. 1
Coedffranc C. 2	Coedffranc North	Coedffranc West	Crynant	Cwmllynfell	Cymmer	Dyffryn
Glyncorrwg	Glynneath 1	Glynneath 2	Godre'rgraig	Gwaun-cae-Gurweh	Gwynfi	Lower Brynamman
Margam	Neath East 1	Neath East 2	Neath East 3	Neath North 1	Neath North 2	Neath South 1
Neath South 2	Onllwyn	Pelenna	Pontardawe 1	Pontardawe 2	Port Talbot 1	Port Talbot 2
Port Talbot 3	Resolven	Rhos	Sandfields East 1	Sandfields 2	Sandfields 3	Sandfields West 1
Sandfields West 2	Sandfields West 3	Seven Sisters	Taibach 1	Taibach 2	Tonna	Trebanos
Ystalyfera						

Gains and losses

	Gained		Lost	
Labour	1	Sandfields East (1 seat)	9	Aberavon (1 seat) Blaengwrach Bryncoch (1 seat) Coedffranc West Crynant Cwmllynfell Glyncorrwg Glynneath (1 seat) Neath South (1 seat) Pontardawe (1 seat)
Liberal Democrats	1	Coedffranc West		
Plaid Cymru	6	Aberavon (2 seats) Blaengwrach Bryncoch (1 seat) Cwmllynfell Neath South (1 seat) Pontardawe (1 seat)		
Social Democratic Party			1	Aberavon (1 seat)
Independent	3	Crynant Glyncorrwg Glynneath (1 seat)	1	Sandfields East (1 seat)

council historic results

	Conservatives		Labour		Liberal Dem		Plaid Cymru		UKIP		Independents		Others	
	Seats	%votes	Seats	%votes	Seats	%votes	Seats	%votes	Seats	%votes	Seats	%votes	Seats	%votes
17	0	5.3	43	44.5	1	4.4	15	28.1	0	0.3	5	17.1	0	0.3
12	0	1.6	52	51.9	0	2.5	8	20.7	0	0.0	3	9.6	1	13.7
08	0	1.2	37	45.7	4	5.1	11	20.7	0	0.0	6	13.8	6	13.6
04	0	0.0	36	42.5	2	5.4	10	19.5	0	0.0	4	10.3	12	22.3
99	0	0.6	40	44.1	2	9.8	10	19.5	0	0.0	3	8.9	9	17.1
95	0	0.2	51	55.4	2	6.6	3	15.1	0	0.0	2	8.7	6	14.0

Summary of results: Neath Port Talbot


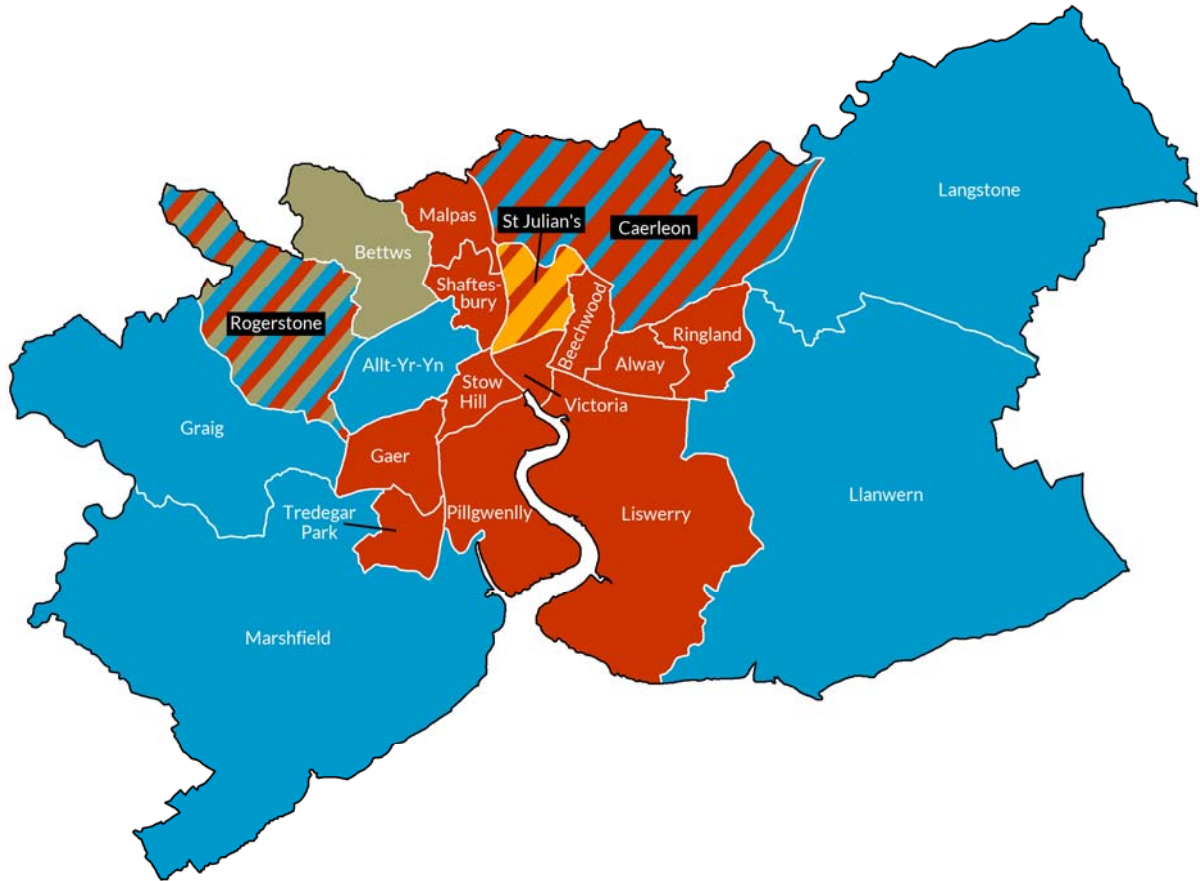
	Year	Elec	%Poll	Con	Lab	LD	Plaid	UKIP	Green	Ind	Other
Aberavon	2017	3,974	36.5		25.7	14.2	27.6			32.5	
	2012	4,216	35.8		45.8		11.3				42.9
Aberdulais	2017	1,670	44.7		46.2		15.9			37.9	
	2012	1,784	40.8		59.8		40.2				
Allt-Wen	2017	1,983	43.0	12.8	46.4		40.8				
	2012	1,890	35.9		68.8		31.2				
Baglan	2017	5,243	37.2		62.4		37.6				
	2012	5,488	40.4	8.2	52.7						39.0
Blaengwrach By-election	2017	1,464	43.0		25.5		64.6	9.9			
	2016			0.9	30.5		48.0	8.3		12.4	
Briton Ferry East	2017	2,110	34.5		56.0					44.0	
	2012	2,322	-		Unop						
Briton Ferry West	2017		-		Unop						
	2012	2,210	-		Unop						
Bryn and Cwmavon	2017	5,083	42.1		61.9		38.1				
	2012	5,172	38.6		53.9					25.7	20.4
Brynoch North	2017	1,776	48.4	23.5	28.5		48.0				
	2012	1,873	45.8		20.8		79.2				
Brynoch South	2017	4,473	40.5	18.3	23.7	5.7	46.3				
	2012	4,620	37.3		50.9		49.1				
Cadoxton	2017	1,330	48.6	12.7	39.3	7.1	30.7			10.1	
	2012	1,385	35.8		61.5	38.5					
Cimla	2017	3,072	36.5		69.2	30.8					
	2012	3,239	36.9		69.9	16.6					13.5
Coedffranc Central	2017	2,811	36.0		50.4		16.3			33.3	
	2012	2,989	32.5		49.5		10.0			23.9	16.6
Coedffranc North	2017	1,816	42.7		56.1	34.9		8.9			
	2012	1,834	39.6		62.7	37.3					
Coedffranc West	2017	2,924	37.2		25.0	75.0					
	2012	2,142	34.2		56.2	43.8					
Crynant	2017	1,492	56.6		29.6		17.4			53.0	
	2012	1,570	41.5		56.9		43.1				
Cwmllynfell By-election	2017	922	52.1		40.7		59.3				
	2015	930	68.9		57.1		34.7		8.1		
Cymmer	2017	2,031	51.5		64.5					35.5	
	2012	2,162	-		Unop						
Dyffryn	2017	2,372	51.5		26.5					73.5	
	2012	2,476	41.1	7.2			92.8				
Glyncorrwg	2017	782	65.9		46.4					53.6	
	2012	834	56.6		57.4						42.6
Glynneath	2017	2,570	54.9		20.6		31.8			47.6	
	2012	2,716	47.9		45.5		54.5				
Godre'rgraig	2017	1,480	44.8		27.9		61.7			10.4	
	2012	1,349	43.8		48.8		51.2				
Gwaun-cae-Gurwen	2017	2,183	41.0		59.4		40.6				
	2012	2,235	37.7		57.9		42.1				
Gwynfi	2017	892	54.7		56.1					43.9	
	2012	1,026	63.8		76.6					23.4	
Lower Brynamman	2017	1,040	51.4		82.5		17.5				
	2012	1,058	-		Unop						
Margam	2017	2,238	40.1	31.4	68.6						
	2012	2,278	38.1	12.7	46.3	7.0					24.0
Neath East	2017	4,378	31.7	15.9	41.9		25.0			17.2	
	2012	4,898	27.2		66.7		33.3				
Neath North	2017	2,886	41.2	26.4	37.6					36.0	
	2012	3,119	34.7	15.2	57.3						27.5

Summary of results: Neath Port Talbot - continued

	Year	Elec	%Poll	Con	Lab	LD	Plaid	UKIP	Green	Ind	Other
Neath South By-election	2017	3,584	35.0		53.2		46.8				
	2012				75.4	24.5					
	2012	3,645	31.1		66.6		14.2				19.2
Onllwyn	2017	881	59.1		52.4					47.6	
	2012	957	45.0		77.4		22.6				
Pelenna	2017	873	53.7		19.2		28.1			52.7	
	2012	910	59.9		11.8		41.8			46.4	
Pontardawe	2017	4,060	44.0	14.7	36.7		48.6				
	2012	4,120	38.6		44.5		55.5				
Port Talbot	2017		-		Unop						
	2012	4,430	34.9	7.0	54.3						38.7
Resolven	2017	2,330	48.1		41.4		23.8			34.8	
	2012	2,487	41.1		72.4		27.6				
Rhos	2017	1,946	49.7	23.5	45.6		30.8				
	2012	2,011	43.9		44.6		30.1			25.3	
Sandfields East By-election By-election	2017	4,902	36.2		48.0					52.0	
	2014	5,136	20.7	4.5	61.1			34.4			
	2013	5,202	23.2	3.3	59.7		5.7	12.8			18.5
	2012	5,236	40.1		36.8					39.5	23.7
Sandfields West	2017	4,806	35.0		48.9	5.8	23.2			22.1	
	2012	5,050	35.5		58.3					12.0	29.7
Seven Sisters	2017	1,532	62.9		29.5					70.5	
	2012	1,602	62.9		24.0					76.0	
Taibach	2017	3,577	40.5		55.1					44.9	
	2012	3,865	39.0		69.7						30.3
Tonna	2017	1,912	43.0	13.0	39.8		37.1			10.1	
	2012	1,940	46.1		63.0					37.0	
Trebanos	2017	1,062	45.0		39.7		60.3				
	2012	1,101	47.5		31.9		58.0				10.2
Ystalyfera	2017	2,094	44.7		33.0		67.0				
	2012	2,314	44.4		41.7		58.3				

Newport

LAB
HOLD



Results dashboard

Allt-yr-Yn 1	Allt-yr-Yn 2	Allt-yr-Yn 3	Alway 1	Alway 2	Alway 3	Beechwood 1
Beechwood 2	Beechwood 3	Bettws 1	Bettws 2	Bettws 3	Caerleon 1	Caerleon 2
Caerleon 3	Gaer 1	Gaer 2	Gaer 3	Graig 1	Graig 2	Langstone 1
Langstone 2	Liswerry 1	Liswerry 2	Liswerry 3	Liswerry 4	Llanwern	Malpas 1
Malpas 2	Malpas 3	Marshfield 1	Marshfield 2	Pillgwenlly 1	Pillgwenlly 2	Ringland 1
Ringland 2	Ringland 3	Rogerstone 1	Rogerstone 2	Rogerstone 3	St Julian's 1	St Julian's 2
St Julian's 3	Shaftesbury 1	Shaftesbury 2	Stow Hill 1	Stow Hill 2	Tredegear Park 1	Victoria 1
Victoria 2						

Gains and losses

	Gained	Lost
Conservatives	2 Caerleon (1 seat) Rogerstone (1 seat)	
Labour		6 Bettws (1 seat) Caerleon (1 seat) Liswerry (1 seat) Rogerstone (2 seats) St Julian's (1 seat)
Liberal Democrats	1 St Julian's (1 seat)	
Independent	3 Bettws (1 seat) Liswerry (1 seat) Rogerstone (1 seat)	

council historic results

	Conservatives		Labour		Liberal Dem		Plaid Cymru		UKIP		Independents		Others	
	Seats	%votes	Seats	%votes	Seats	%votes	Seats	%votes	Seats	%votes	Seats	%votes	Seats	%votes
17	12	32.2	31	36.3	2	9.4	0	4.1	0	3.5	5	12.5	0	1.9
12	10	28.7	37	48.2	1	13.0	0	4.1	0	0.0	2	4.8	0	1.1
08	17	35.0	22	33.1	9	21.6	1	7.4	0	0.0	1	2.4	0	0.5
04	11	26.9	31	36.2	6	21.3	1	8.8	0	0.0	1	4.3	0	2.4
99	5	25.8	40	44.6	2	19.1	0	5.0	0	0.0	0	0.5	0	4.9
95	1	20.7	46	64.3	0	10.3	0	0.0	0	0.0	0	1.8	0	2.9

Ringland

Current constituency: Newport East
Proposed constituency: Newport



*Malcolm H. Linton	Lab	911	47.4	- 16.7
Laura J. Lacey	Lab	703	36.5	- 27.2
Rehmaan Hayat	Lab	613	31.9	- 29.2
Rocky J. Davies	N Ind	430	22.4	
Christine D. Smith	Con	405	21.1	+ 8.7
Ray Lord	N Ind	386	20.1	
Mike Ford	UKIP	368	19.1	
Muhammad Tariq	Con	283	14.7	
Saeed A. Zafar	Con	210	10.9	
Pierre L'Allier	LD	106	5.5	- 24.5

St Julian's

Current constituency: Newport East
Proposed constituency: Newport



*Carmel R. Townsend	LD	1,011	44.4	- 0.1
Phil Hourahine	Lab	889	39.0	- 8.4
Holly R.C. Townsend	LD	825	36.2	- 4.3
Roy McCabe	Lab	748	32.8	- 12.8
Funmi Obilade	Lab	700	30.7	- 13.7
Ryan J. Jones	LD	654	28.7	- 11.4
Vicky Howells-Cook	Con	453	19.9	+ 6.0
Marie Jermyrn	Con	387	17.0	+ 4.6
Chris Priest	PC	250	11.0	



Stow Hill

Current constituency: Newport West
Proposed constituency: Newport



*Kate Thomas	Lab	589	51.1	- 2.1
*Miqdad Al-Nuaimi	Lab	561	48.7	- 0.7
Luke W.A. Evetts	Con	345	29.9	- 6.0
Nicola D. Webb	Con	326	28.3	- 6.8
Tom Stanger	N Ind	148	12.8	
David F. McLean	N Ind	143	12.4	
Rhys G. Ab Elis	PC	96	8.3	+ 0.9

Rogerstone

Current constituency: Newport West
Proposed constituency: Caerphilly

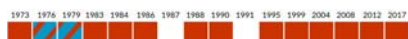


Valerie A. Dudley	Con	1,281	27.3	- 10.9
Yvonne Forsey	Lab	1,258	26.9	- 24.1
*Chris Evans	N Ind	1,215	25.9	
Kath Hopkins	Lab	1,161	24.8	- 22.2
Dean Jenkins	Con	1,111	23.7	- 14.4
Sally Mlewa	Lab	1,089	23.3	- 23.4
Andrew C. Collingbourne	N Ind	1,002	21.4	
Ganesh S. Sukul	Con	910	19.4	- 14.4
Susan Cocks	LD	252	5.4	- 2.4
Anthony M. Salkeld	PC	206	4.4	- 2.9



Shaftesbury 34.1


Current constituency: Newport West
Proposed constituency: Newport



*Paul M. Cockeram	Lab	619	48.9	- 10.7
Herbie Thomas	Lab	560	44.3	- 12.0
Carol A. Bader	Con	439	34.7	+20.2
Michael J. Duncan	Con	337	26.6	+13.5
David L. Rice	N Ind	185	14.6	
Joe Crocker	UKIP	136	10.7	
Khushbir S. Bhullar	N Ind	119	9.4	

Tredegar Park

Current constituency: Newport West
Proposed constituency: Newport



*Trevor A. Watkins	Lab	295	34.3	- 39.2
Wayne A. Cresswell	Con	257	29.9	+ 9.2
Jan Flanagan	N Ind	197	22.9	
Morgan O Bowler-Brown	PC	111	12.9	

Victoria

Current constituency: Newport East
Proposed constituency: Newport



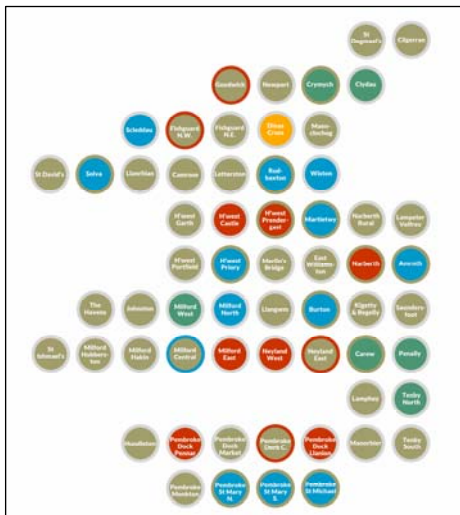
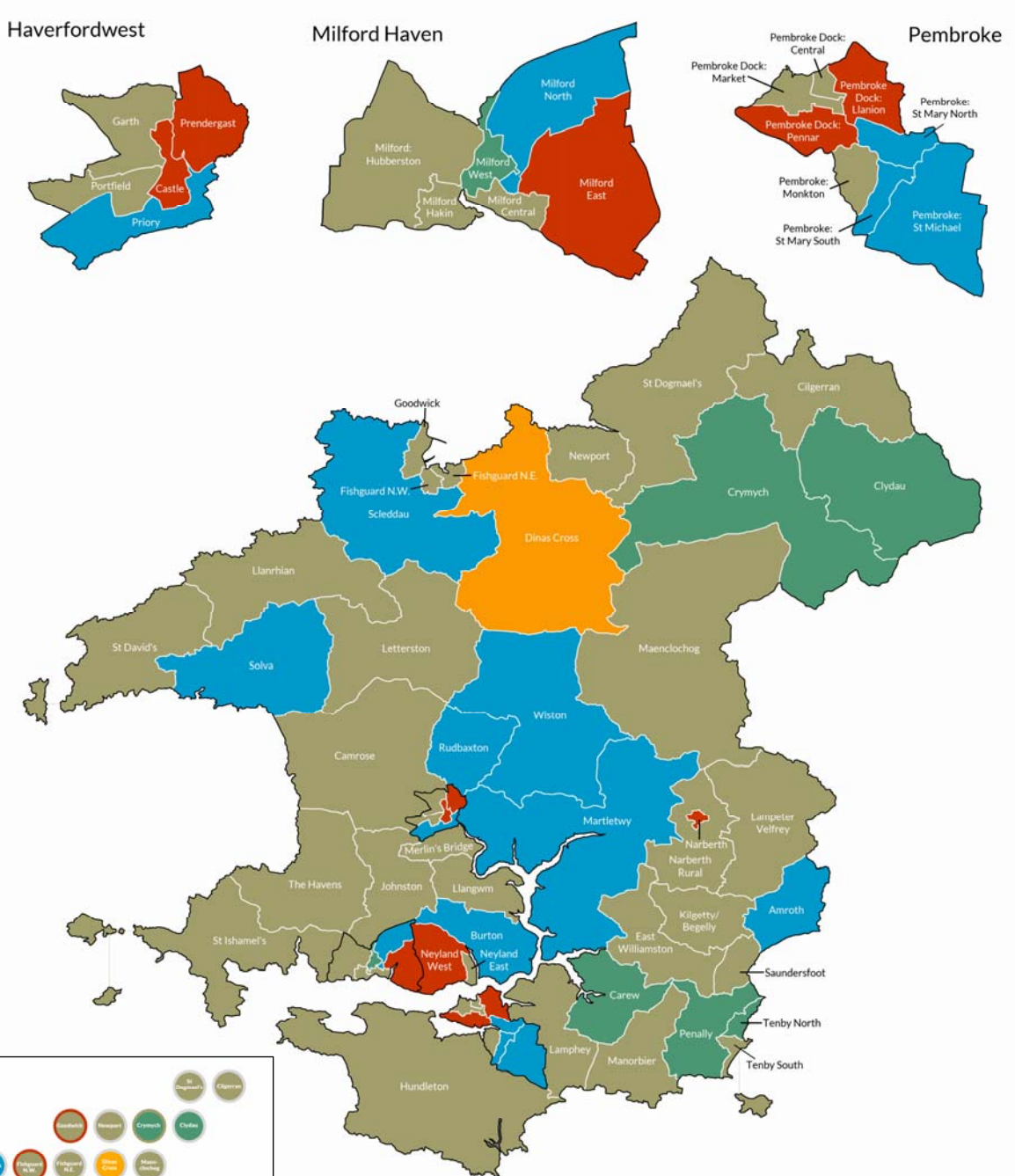
*Chris Jenkins	Lab	840	48.9	- 4.7
*Majid Rahman	Lab	795	46.3	- 0.7
Saima R. Mujahid	Con	371	21.6	+ 6.0
Mike Hamilton	LD	344	20.0	- 9.1
Mubarak Ali	Con	336	19.6	+ 7.5
Jeff Evans	LD	333	19.4	- 4.7
Trefor Puw	PC	123	7.2	- 3.7
Mirka J. Virtanen	Grn	84	4.9	

Summary of results: Newport

	Year	Elec	%Poll	Con	Lab	LD	Plaid	UKIP	Green	Ind	Other
Allt-yr-Yn	2017	6,701	46.2	53.2	28.2	8.0	10.5				
	2012	6,640	43.3	38.5	26.6	6.9	6.7				
Alway	2017	5,824	31.0	21.6	44.3	8.1	9.2			16.8	
	2012	5,688	28.2	18.8	68.1	13.1					
Beechwood	2017	5,480	29.6	17.7	41.1	20.3		11.5		9.4	
	2012	5,588	36.0	9.5	48.9	41.5					
Bettws Byelection	2017	5,601	29.6	12.0	29.8				6.7	51.6	
	2015			10.8	27.9	0.7			2.7	57.9	
	2012	5,525	29.2		38.2					52.0	9.8
Caerleon	2017	6,393	46.7	38.6	39.8	11.2		10.3			
	2012	7,061	37.5	36.3	53.5	10.1					
Gaer	2017	6,409	33.8	33.4	43.7	8.7				14.1	
	2012	6,341	30.9	23.9	56.7	7.7	11.7				
Graig	2017	4,853	41.5	46.8	37.0	9.1			7.2		
	2012	4,648	36.8	50.4	40.1	9.4					
Langstone	2017	3,708	41.5	67.5	14.1	18.4					
	2012	3,458	39.1	61.3	25.9	12.8					
Liswerry	2017	8,742	26.9	16.3	33.2		6.9	14.6		29.0	
	2012	7,925	27.8	27.6	72.4						
Llanwern	2017	2,928	41.4	78.9	21.1						
	2012	2,247	39.3	66.6	30.5	2.9					
Malpas	2017	6,076	39.7	31.5	39.7	4.2			9.4	15.2	
	2012	6,034	37.3	30.7	56.7				12.6		
Marshfield	2017	4,832	33.8	48.2	27.1	13.8			11.0		
	2012	4,750	33.2	43.7	25.2	20.5	10.6				
Pillgwenlly By-election	2017	4,824	33.8	12.9	44.2		14.1			28.8	
	2013			14.7	47.4	22.1	15.8				
	2012	4,681	28.2	20.6	50.8	10.1	18.6				
Ringland	2017	6,001	33.8	15.6	38.6	5.5		19.1		21.2	
	2012	6,129	29.6	11.7	60.1	28.2					
Rogerstone	2017	8,302	42.2	23.5	25.0	5.4	4.4			23.7	
	2012	7,850	40.1	36.6	48.9	7.5	7.0				
St Julian's Byelection	2017	6,136	35.9	18.4	34.2	36.4	11.0				
	2016			7.6	24.4	53.7	4.0	8.8	1.4		
	2012	6,218	36.3	13.1	44.8	42.1					
Shaftesbury	2017	3,690	34.1	30.6	46.6			10.7		12.0	
	2012	3,694	30.1	14.2	58.1		11.9			15.8	
Stow Hill	2017	3,213	36.8	29.1	49.9		8.3			12.6	
	2012	3,214	32.8	35.1	52.0	5.7	7.2				
Tredegar Park	2017	3,162	27.1	29.9	34.3		12.9			22.9	
	2012	2,986	23.5	20.7	73.5	5.9					
Victoria	2017	4,836	35.2	20.6	47.6	19.7	7.2		4.9		
	2012	4,490	34.4	14.3	49.1	26.7	10.0				

Pembrokeshire

IND
HOLD



Results dashboard

Amroth	Burton	Camrose	Carew	Cilgerran	Clydau	Crymych
Dinas Cross	East Williamston	Fishguard N.E.	Fishguard N.W.	Goodwick	Haverfordwest Cas	Haverfordwest Gar
Haverfordwest Por	Haverfordwest Pre	Haverfordwest Pri	Hundleton	Johnston	Kilgetty & Begelly	Lampeter Velfrey
Lamphey	Letterston	Llangwm	Llanrhian	Maenclochog	Manorbier	Martletwy
Merlin's Bridge	Milford Central	Milford East	Milford Hakin	Milford Hubberston	Milford North	Milford West
Narberth	Narberth Rural	Newport	Neyland East	Neyland West	Pembroke Dock C.	Pem. Dock Llanion
Pem. Dock Market	Pem. Dock Pennar	Pem. St Mary N.	Pem. St Mary S.	Pembroke Monkton	Pem. St Michael	Penally
Rudbaxton	St David's	St Dogmael's	St Ishmael's	Saundersfoot	Scleddau	Solva
Tenby North	Tenby South	The Havens	Wiston			

Gains and losses

	Gained	Lost
Conservatives	9 Amroth Burton Haverfordwest Priory Martletwy Pembroke St Mary North Pembroke St Mary South Pembroke St Michael Rudbaxton Solva	
Labour	2 Haverfordwest Prendergast Narberth	4 Fishguard North West Goodwick Neyland East Pembroke Dock Central
Plaid Cymru	2 Carew Crymych	1 Milford Haven Central
Independent	5 Fishguard North West Goodwick Milford Haven Central Neyland East Pembroke Dock Central	13 Amroth Burton Carew Crymych Haverfordwest Prendergast Haverfordwest Priory Martletwy Narberth Pembroke St Mary North Pembroke St Mary South Pembroke St Michael Rudbaxton Solva

council historic results

	Conservatives		Labour		Liberal Dem		Plaid Cymru		UKIP		Independents		Others	
	Seats	%votes	Seats	%votes	Seats	%votes	Seats	%votes	Seats	%votes	Seats	%votes	Seats	%votes
17	12	17.5	7	15.6	1	2.6	6	9.2	0	0.0	34	54.8	0	0.2
12	3	16.7	9	11.5	1	0.7	5	8.0	0	0.0	42	63.1	0	0.0
08	5	17.2	5	14.3	3	6.8	5	6.7	0	0.0	42	55.1	0	0.0
04	0	0.5	12	15.9	3	9.0	5	11.3	0	0.0	40	63.4	0	0.0
99	3	9.1	13	23.3	3	6.1	2	5.8	0	0.0	39	55.7	0	0.0
95	0	0.5	13	24.2	3	5.4	3	2.6	0	0.0	41	67.1	0	0.2

Amroth


Current constituency:
Carmarthen West and South Pembrokeshire
Proposed constituency: South Pembrokeshire



Anthony Baron	Con	225	50.2	+15.4
Mary K. Megarry	LD	223	49.8	

Burton

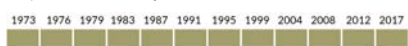
Current constituency: Preseli Pembrokeshire
Proposed constituency: South Pembrokeshire



*Robert G. Summons	Con			Unopposed
--------------------	-----	--	--	-----------

Camrose

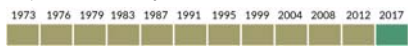
Current constituency: Preseli Pembrokeshire
Proposed constituency: South Pembrokeshire



*James L. Adams	Ind	448	36.8	unop
Nicholas A. Watts	Ind	358	29.4	
Jonathan D. Twigg	Con	275	22.6	
Kathryn M. Dearing	PC	135	11.1	

Carew

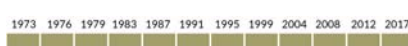
Current constituency:
Carmarthen West and South Pembrokeshire
Proposed constituency: South Pembrokeshire



Paul D. Rapi	PC	310	52.3	
*David J. Neale		224	37.8	unop
Norman R. Parry	Ind	59	9.9	

Cilgerran


Current constituency: Preseli Pembrokeshire
Proposed constituency: Ceredigion and North Pembrokeshire



*John T. Davies	Ind			Unopposed
-----------------	-----	--	--	-----------

Clydau

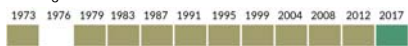
Current constituency: Preseli Pembrokeshire
Proposed constituency:
Ceredigion and North Pembrokeshire



*Rod Bowen	PC			Unopposed
------------	----	--	--	-----------

Crymych

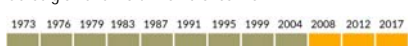
Current constituency: Preseli Pembrokeshire
Proposed constituency:
Ceredigion and North Pembrokeshire



Cristoffer W. Tomos	PC	616	54.4	+13.6
*John K. Lewis	Ind	516	45.6	-13.6

Dinas Cross

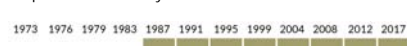
Current constituency: Preseli Pembrokeshire
Proposed constituency:
Ceredigion and North Pembrokeshire



*Robert P. Kilmister	LD	550	78.1	unop
Myles A. Bamford-Lewis	PC	154	21.9	

East Williamston

Current constituency:
Carmarthen West and South Pembrokeshire
Proposed constituency: South Pembrokeshire



*Jacob J. Williams	Ind	730	75.1	+10.0
Malcolm F. Harts	Ind	242	24.9	

Fishguard North East

Current constituency: Preseli Pembrokeshire
Proposed constituency:
Ceredigion and North Pembrokeshire



*Myles C.G. Pepper		449	61.1	-16.5
Alexander F. Allison	Lab	286	38.9	

Fishguard North West

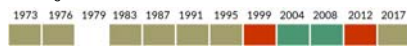
Current constituency: Preseli Pembrokeshire
Proposed constituency:
Ceredigion and North Pembrokeshire



*Patricia A. Davies	Ind	371	67.3	
Dennis Morris	PC	122	22.1	+17.0
James J. Thickitt	Con	58	10.5	-7.8

Goodwick

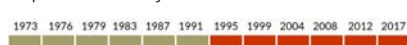
Current constituency: Preseli Pembrokeshire
Proposed constituency:
Ceredigion and North Pembrokeshire



Kevin W. Doolin	Ind	262	42.4	
*Gwilym P. Price	Lab	234	37.9	+2.6
Richard J. Grosvenor	LD	122	19.7	+2.0

Haverfordwest Castle

Current constituency: Preseli Pembrokeshire
Proposed constituency: South Pembrokeshire



*Thomas B. Tudor	Lab	438	55.9	-12.0
Sally Williams		190	24.3	
Kevin L. Davies	Con	155	19.8	-12.3

Haverfordwest Garth

Current constituency: Preseli Pembrokeshire
Proposed constituency: South Pembrokeshire



*Lyndon L. Frayling		229	48.3	+12.7
Susan V. Murray	Ind	145	30.6	
Christine K. Evans-Thomas	Con	100	21.1	+4.3

Haverfordwest Portfield

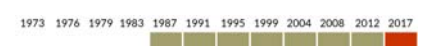
Current constituency: Preseli Pembrokeshire
Proposed constituency: South Pembrokeshire



Timothy D. Evans		436	54.0	
Anthony W. Griffiths	Lab	199	24.7	
Martin P.D. Lewis	Con	172	21.3	-4.0

Haverfordwest Prendergast

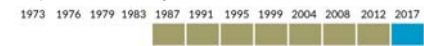
Current constituency: Preseli Pembrokeshire
Proposed constituency: South Pembrokeshire



Alison M. Tudor	Lab	356	48.4	
Thomas P. Lewis	Con	164	22.3	
Christopher J. Harries		109	14.8	
Brigitte I. Coats	Ind	107	14.5	

Haverfordwest Priory


Current constituency: Preseli Pembrokeshire
Proposed constituency: South Pembrokeshire



*David M. Bryan	Con			Unopposed
-----------------	-----	--	--	-----------

Hundleton

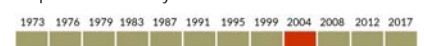
Current constituency:
Carmarthen West and South Pembrokeshire
Proposed constituency: South Pembrokeshire



Margot M.H.M Bateman		334	49.0	
Terence K. Bradney	Con	174	25.6	
Nicola C. Hancock		104	15.3	
Barry E. Grange	Ind	69	10.1	

Johnston

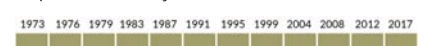
Current constituency: Preseli Pembrokeshire
Proposed constituency: South Pembrokeshire



*Kenneth Rowlands		335	42.5	-33.5
Phillip W. Hart		313	39.7	
Rhys D. Evans	Lab	141	17.9	

Kilgetty and Begelly

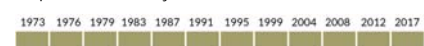
Current constituency:
Carmarthen West and South Pembrokeshire
Proposed constituency: South Pembrokeshire



*David J. Pugh	Ind	319	46.4	unop
Gretta E. Marshall	PC	212	30.8	
Peter J. Adams	Ind	157	22.8	

Lampeter Velfrey

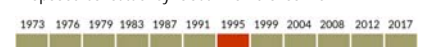
Current constituency:
Carmarthen West and South Pembrokeshire
Proposed constituency: South Pembrokeshire



*David Simpson	Ind			Unopposed
----------------	-----	--	--	-----------

Lamphey

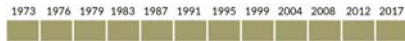
Current constituency:
Carmarthen West and South Pembrokeshire
Proposed constituency: South Pembrokeshire



*Tessa Hodgson		457	64.1	+20.9
Robert J. Kenniford	Ind	256	35.9	

Letterston


Current constituency: Preseli Pembrokeshire
Proposed constituency: South Pembrokeshire



Michelle E. Bateman	Ind	575	55.6
Owain L. Williams	PC	236	22.8
*Thomas J. Richards	Con	224	21.6 - 25.5

Llangwm

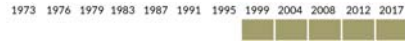
Current constituency: Preseli Pembrokeshire
Proposed constituency: South Pembrokeshire



*Michael J. John	Ind	Unopposed
------------------	-----	-----------

Llanrhian

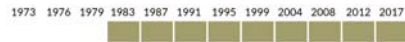
Current constituency: Preseli Pembrokeshire
Proposed constituency: South Pembrokeshire



Neil D. Prior	Ind	332	47.8
William J. Evans	Con	159	22.9
Alan N. Price	Ind	155	22.3
Christopher D.L. John	PC	48	6.9

Maenclochog


Current constituency: Preseli Pembrokeshire
Proposed constituency: South Pembrokeshire



*Huw M. George		657	54.6 - 5.8
Hefin Wyn	PC	547	45.4 + 5.8

Manorbier

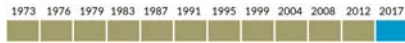
Current constituency: Carmarthen West and South Pembrokeshire
Proposed constituency: South Pembrokeshire



*Phil Kidney	Unopposed
--------------	-----------

Martletwy

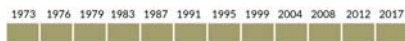
Current constituency: Carmarthen West and South Pembrokeshire
Proposed constituency: South Pembrokeshire



Diane Clements	Con	591	69.2 +38.0
*Robert M. Lewis		263	30.8 - 38.0

Merlin's Bridge

Current constituency: Preseli Pembrokeshire
Proposed constituency: South Pembrokeshire



Vincent J. Cole		337	52.3
Paul E. Davies		156	24.2 - 3.6
*Mary U. Havard		151	23.4 - 15.5

Milford Haven Central

Current constituency: Preseli Pembrokeshire
Proposed constituency: South Pembrokeshire



Stephen G. Granville		137	25.3
Lynne E. Turner	Ind	134	24.7
Charles Davies	Lab	118	21.8
Anthony H. Miles	Con	113	20.8
Meurig Caffery	Ind	40	7.4

Milford Haven East


Current constituency: Preseli Pembrokeshire
Proposed constituency: South Pembrokeshire



*Guy Woodham	Lab	Unopposed
--------------	-----	-----------

Milford Haven Hakin

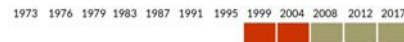
Current constituency: Preseli Pembrokeshire
Proposed constituency: South Pembrokeshire



*Robert M. Stoddart		336	46.0 - 31.9
Jonathan P. Thrower	Lab	225	30.8
David H. Warrell	Ind	78	10.7
William D. Elliott		61	8.3
Rhys Williams	Ind	31	4.2

Milford Haven Hubberston


Current constituency: Preseli Pembrokeshire 1919 34.0
Proposed constituency: South Pembrokeshire



*Vivien M. Stoddart		357	54.8 + 3.1
Alun E. Byrne	Lab	163	25.0 - 23.3
Rose D. Gray		132	20.2

Milford Haven North

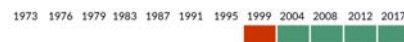
Current constituency: Preseli Pembrokeshire
Proposed constituency: South Pembrokeshire



*Stanley T. Hudson	Con	487	60.4 + 8.9
Colin A. Sharp		319	39.6

Milford Haven West

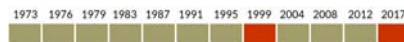
Current constituency: Preseli Pembrokeshire
Proposed constituency: South Pembrokeshire



*David R. Sinnott	PC	305	62.2 unop
Yvonne G. Southwell	Lab	118	24.1
Mary C. Stevens		67	13.7

Narberth

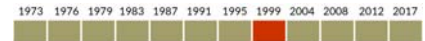
Current constituency: Carmarthen West and South Pembrokeshire
Proposed constituency: South Pembrokeshire



Victor D. Dennis	Lab	329	42.5
Susan M. Rees	Ind	301	38.8
Edward R. Peett	Con	145	18.7 - 4.1

Narberth Rural


Current constituency: Carmarthen West and South Pembrokeshire
Proposed constituency: South Pembrokeshire



*Elwyn A. Morse	Ind	Unopposed
-----------------	-----	-----------

Newport

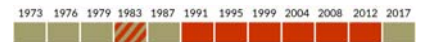
Current constituency: Preseli Pembrokeshire
Proposed constituency: Ceredigion and North Pembrokeshire



*Norman P. Harries	Unopposed
--------------------	-----------

Neyland East

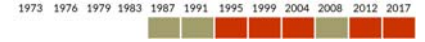
Current constituency: Preseli Pembrokeshire
Proposed constituency: South Pembrokeshire



*Simon L. Hancock		763	90.6 unop
Aelwen M. Lee	PC	79	9.4

Neyland West

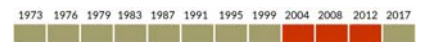
Current constituency: Preseli Pembrokeshire
Proposed constituency: South Pembrokeshire



*Paul N. Miller	Lab	512	71.2 +20.5
Brian L. Rothero		207	28.8

Pembroke Dock Central

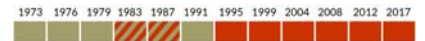
Current constituency: Carmarthen West and South Pembrokeshire
Proposed constituency: South Pembrokeshire



Paul H. Dowson	Ind	102	26.0
Terry W. Judkins		98	24.9
Maureen Bowen	Lab	81	20.6 - 23.7
Philip G. Gwyther	Ind	78	19.8
George F. Manning		21	5.3
Richard Day	PC	13	3.3

Pembroke Dock Llanion

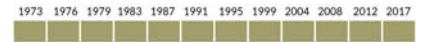
Current constituency: Carmarthen West and South Pembrokeshire
Proposed constituency: South Pembrokeshire



Joshua Beynon	Lab	290	35.8 - 18.1
Peter F.S. Kraus	Ind	281	34.7 - 11.4
William S. Rees		239	29.5

Pembroke Dock Market

Current constituency: Carmarthen West and South Pembrokeshire
Proposed constituency: South Pembrokeshire



*Brian J. Hall		300	58.1 - 10.5
Hayley S. Wood		216	41.9

Pembroke Dock Pennar

Current constituency:
Carmarthen West and South Pembrokeshire
Proposed constituency: South Pembrokeshire



*Anthony W. Wilcox	Lab	727	75.3	unop
Allan T. Brookes		239	24.7	

Pembroke Monkton


Current constituency:
Carmarthen West and South Pembrokeshire
Proposed constituency: South Pembrokeshire



*Pearl Llewellyn		208	60.1	- 9.3
Christopher R. Doyle	Ind	138	39.9	

Pembroke St Mary North

Current constituency:
Carmarthen West and South Pembrokeshire
Proposed constituency: South Pembrokeshire



David R. Boswell	Con	217	39.5	+ 8.6
Jonathan K. Harvey	Ind	211	38.4	
David W. Edwards	Lab	122	22.2	

Pembroke St Mary South

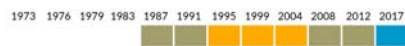
Current constituency:
Carmarthen West and South Pembrokeshire
Proposed constituency: South Pembrokeshire



Aaron L. Carey	Con	191	39.4	+10.6
Melanie A. Phillips		109	22.5	- 12.2
*Daphne M.J. Bush	Ind	94	19.4	- 17.0
Jacob D. Taylor		91	18.8	

Pembroke St Michael

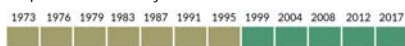
Current constituency:
Carmarthen West and South Pembrokeshire
Proposed constituency: South Pembrokeshire



Aden A. Brinn	Con	557	56.7	+ 9.8
*Jonathan A.R. Nutting		425	43.3	- 9.8

Penally

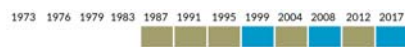
Current constituency:
Carmarthen West and South Pembrokeshire
Proposed constituency: South Pembrokeshire



*Jonathan S. Preston	PC	362	55.6	+ 7.7
Christine E. Toy	Con	289	44.4	+ 0.1

Rudbaxton

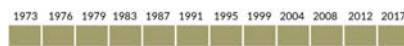
Current constituency: Preseli Pembrokeshire
Proposed constituency: South Pembrokeshire



*Stephen J. Yelland	Con	273	64.2	
Ryan L. Dansie		80	18.8	
Raymond Burgess		72	16.9	

St David's


Current constituency: Preseli Pembrokeshire
Proposed constituency: South Pembrokeshire



*David G.B. Lloyd	Ind	419	50.8	+ 2.7
Alan C. York	Lab	406	49.2	+35.6

St Dogmael's


Current constituency: Preseli Pembrokeshire
Proposed constituency:
Ceredigion and North Pembrokeshire



*David G.M. James		694	69.8	- 22.4
Howard S. Balmer	Lab	183	18.4	
Elfyn O. Rees	Ind	117	11.8	

St Ishmael's


Current constituency: Preseli Pembrokeshire
Proposed constituency: South Pembrokeshire



*Reg Owens	Ind			Unopposed
------------	-----	--	--	-----------

Saundersfoot

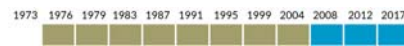
Current constituency:
Carmarthen West and South Pembrokeshire
Proposed constituency: South Pembrokeshire



*Philip R. Baker	Ind	588	64.6	+ 1.8
Rosemary R. Hayes		322	35.4	- 1.8

Scleddau


Current constituency: Preseli Pembrokeshire
Proposed constituency:
Ceredigion and North Pembrokeshire



Samuel D. Kurtz	Con	287	48.2	+ 1.4
*Owen W. James	Ind	205	34.5	
Paul F. Stonhold	Lab	103	17.3	

Solva

Current constituency: Preseli Pembrokeshire
Proposed constituency: South Pembrokeshire



Mark M. Carter	Con	338	48.3	
Joshua D. Phillips	Lab	287	41.0	+14.3
Janie A. Harwood	Grn	75	10.7	

Tenby North

Current constituency:
Carmarthen West and South Pembrokeshire
Proposed constituency: South Pembrokeshire



*Michael Williams	PC			Unopposed
-------------------	----	--	--	-----------

Tenby South

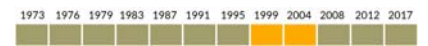
Current constituency:
Carmarthen West and South Pembrokeshire
Proposed constituency: South Pembrokeshire



*Mike Evans	Ind			Unopposed
-------------	-----	--	--	-----------

The Havens


Current constituency: Preseli Pembrokeshire
Proposed constituency: South Pembrokeshire



*Peter J. Morgan		346	59.2	unop
Gordon W. Smith	Con	238	40.8	

Wiston

Current constituency: Preseli Pembrokeshire
Proposed constituency: South Pembrokeshire



*David K. Howlett	Con	563	72.7	unop
Isabelle M. Solomon		211	27.3	

Summary of results: Pembrokeshire

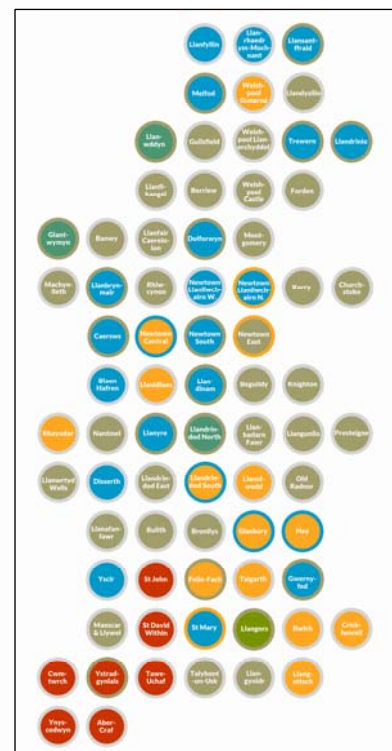
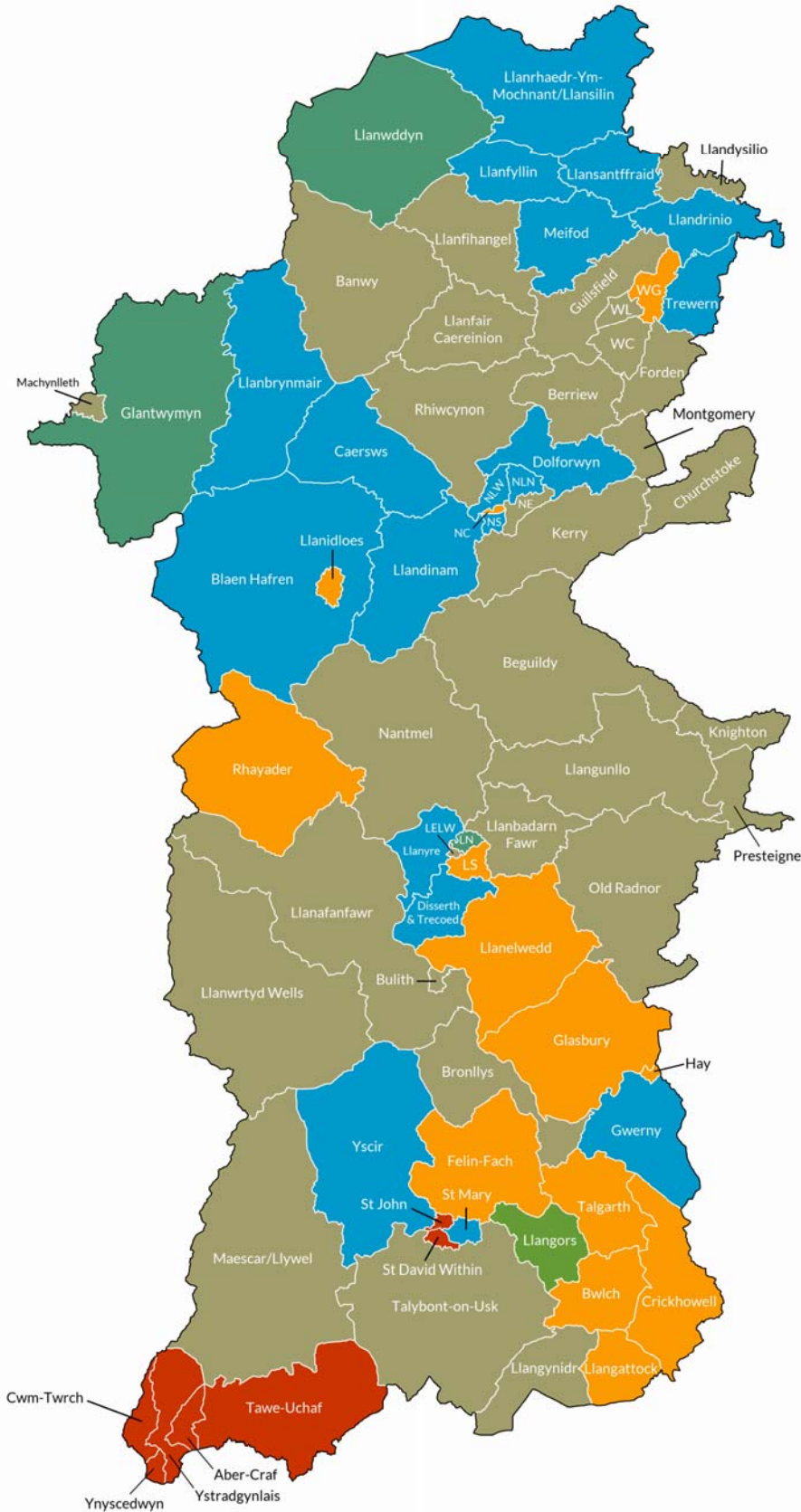
	Year	Elec	%Poll	Con	Lab	LD	Plaid	UKIP	Green	Ind	Other
Amroth	2017	959	46.9	50.2		49.8					
	2012	971	49.4	34.8						65.2	
Burton By-election	2017		-	Unop							
	2013			25.0	24.4					50.7	
Camrose	2012	1,468	-							Unop	
	2017	2,092	58.3	22.6			11.1			66.2	
Carew	2012	2,053	-							Unop	
	2017	1,146	51.9				52.3			47.7	
Cilgerran	2012	1,208	-							Unop	
	2017	1,543	52.0				6.4			93.6	
Clydau	2017		-				Unop				
	2012	1,161	-							Unop	
Crymych	2017	2,029	56.2				54.4			45.6	
	2012	1,985	60.2				40.8			59.2	
Dinas Cross	2017	1,246	76.6			78.1	21.9				
	2012	1,307	-			Unop					
East Williamston	2017	1,947	50.0							100.0	
	2012	1,918	48.2	4.4						95.6	
Fishguard North East	2017	1,450	50.4		38.9					61.1	
	2012	1,468	53.5	22.4						77.6	
Fishguard North West	2017	1,156	47.8	10.5			22.1			67.3	
	2012	1,203	46.0	18.3	53.0	14.8	5.1			8.9	
Goodwick	2017	1,424	43.6		37.9	19.7				42.4	
	2012	1,520	44.3	22.0	35.3	17.7	25.1				
Haverfordwest Castle	2017	1,558	50.4	19.8	55.9					24.3	
	2012	1,638	50.1	32.1	67.9						
Haverfordwest Garth	2017	1,548	30.9	21.1						78.9	
	2012	1,789	37.2	16.8	25.9					57.3	
Haverfordwest Portfield	2017	1,695	47.7	21.3	24.7					54.0	
	2012	1,800	50.9	25.3						74.7	
Haverfordwest Prendergast	2017	1,545	47.9	22.3	48.4					29.3	
	2012	1,528	-							Unop	
Haverfordwest Priory	2017		-	Unop							
	2012	1,882	41.8							100.0	
Hundleton	2017	1,372	49.8	25.6						74.4	
	2012	1,464	51.5		15.9					84.1	
Johnston	2017	1,954	40.6		17.9					82.1	
	2012	1,889	37.7							100.0	
Kilgetty and Begelly	2017	1,638	55.5				30.8			69.2	
	2012	1,725	-							Unop	
Lampeter Valley	2017		-							Unop	
	2012	1,263	43.3	33.8						66.2	
Lamphey	2017	1,372	52.3							100.0	
	2012	1,342	50.4	20.1	12.6					67.3	
Letterston	2017	1,810	57.3	21.6			22.8			55.6	
	2012	1,752	41.1	47.1						52.9	
Llangwm	2017		-							Unop	
	2012	1,776	51.5							100.0	
Llanrhian	2017	1,187	58.7	22.9			6.9			70.1	
	2012	1,209	-							Unop	
Maenclochog	2017	2,357	51.4				45.4			54.6	
	2012	2,392	46.5				39.6			60.4	
Manorbier	2017		-							Unop	
	2012	1,626	61.8	7.0	13.1					79.9	
Martletwy	2017	1,556	55.5	69.2						30.8	
	2012	1,597	48.5	31.2						68.8	
Merlin's Bridge	2017	1,524	42.4							100.0	
	2012	1,631	35.5		33.3					66.7	
Milford Haven Central	2017	1,475	36.9	20.8	21.8					57.4	
	2012	1,497	46.3				60.8			39.2	

Summary of results: Pembrokeshire - continued

	Year	Elec	%Poll	Con	Lab	LD	Plaid	UKIP	Green	Ind	Other
Milford Haven East	2017		-		Unop						
	2012	1,549	36.9	38.1	61.9						
Milford Haven Hakin	2017	1,707	43.0		30.8					69.2	
	2012	1,809	33.9	22.1						77.9	
Milford Haven Hubberston	2017	1,919	34.0		25.0					75.0	
	2012	1,788	31.6		48.3					51.7	
Milford Haven North	2017	1,949	41.5	60.4						39.6	
	2012	1,469	58.1	51.5						48.5	
Milford Haven West	2017	1,472	33.5		24.1		62.2			13.7	
	2012	1,627	-				Unop				
Narberth	2017	1,514	51.3	18.7	42.5					38.8	
	2012	1,527	52.5	22.8						77.2	
Narberth Rural	2017		-							Unop	
	2012	1,212	46.1	15.6						84.4	
Newport	2017		-							Unop	
	2012	920	59.9			6.7	14.0			79.3	
Neyland East	2017	1,744	48.9				9.4			90.6	
	2012	1,814	-		Unop						
Neyland West	2017	1,528	47.1		71.2					28.8	
	2012	1,640	41.5		50.7					49.3	
Pembroke Dock Central	2017	1,036	38.3		20.6		3.3			76.1	
	2012	1,102	38.9	14.5	44.3					41.3	
Pembroke Dock Llanion	2017	1,853	43.3		35.8					64.2	
	2012	2,020	36.3		53.9					46.1	
Pembroke Dock Market	2017	1,275	40.6								
	2012	1,321	39.8		31.4					68.6	
Pembroke Dock Pennar	2017	2,392	40.7		75.3					24.7	
	2012	2,463	-		Unop						
Pembroke Monkton	2017	1,010	34.4							100.0	
	2012	1,079	46.3							100.0	
Pembroke St Mary North	2017	1,441	38.2	39.5	22.2					38.4	
	2012	1,430	30.8	30.9						69.1	
Pembroke St Mary South	2017	997	47.6	39.4						60.6	
	2012	1,049	45.0	28.8						71.2	
Pembroke St Michael	2017	2,009	49.2	56.7						44.3	
	2012	2,000	46.1	46.9						53.1	
Penally	2017	1,246	52.3	44.4			55.6				
	2012	1,276	45.1	44.3			47.9			7.8	
Rudbaxton	2017	876	48.6	64.2						35.8	
	2012	810	45.2	42.1						57.9	
St David's	2017	1,476	57.1		49.2					50.8	
	2012	1,515	57.0	14.6	13.6					71.9	
St Dogmael's	2017	1,714	58.2		18.4					71.6	
	2012	1,735	46.6				7.8			92.2	
St Ishmael's	2017		-							Unop	
	2012	1,088	56.4	30.0						70.0	
Saundersfoot	2017	1,938	47.0							100.0	
	2012	2,075	43.1	37.2						62.8	
Scleddau	2017	1,106	53.9	48.2	17.3					34.5	
	2012	1,144	47.6	46.8			16.5			36.7	
Solva	2017	1,216	57.8	48.3	41.0				10.7		
	2012	1,156	49.2		26.7					73.3	
Tenby North	2017		-				Unop				
	2012	1,629	41.1	22.7			77.3				
Tenby South	2017		-							Unop	
	2012	1,844	38.5							100.0	
The Havens	2017	1,142	51.5	40.8						59.2	
	2012	1,155	-							Unop	
Wiston	2017	1,533	50.7	72.7						27.3	
	2012	1,494	-	Unop							

Powys

Independents lose to
NOC



Results dashboard

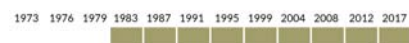
Aber-Craf	Banwy	Beguildy	Berriew	Blaen Hafren	Bronllys	Bulith
Bwlch	Caersws	Churchstoke	Crickhowell	Cwmtwrch	Dissert & Trecoed	Dolforwyn
Felin-Fach	Forden	Glantwymyn	Glasbury	Guilsfield	Gwernyfed	Hay
Kerry	Knighton	Llanafanfawr	Llandbadarn Fawr	Llanbrynmair	Llandinam	Llandrindod E & W.
Llandrindod North	Llandrindod South	Llandrinio	Llandysilio	Llanelwedd	Llanfair Caereinion	Llanfihangel
Llanfyllin	Llangattock	Llangors	Llangunllo	Llangynidr	Llanidloes	Llanrhaedr Llanstin
Llansantffraid	Llanwddyn	Llanwrtyd Wells	Llanyre	Machynlleth	Maescar & Llywel	Meifod
Montgomery	Nantmel	Newtown Central	Newtown East	Newtown Llan N.	Newton Llan W.	Newtown South
Old Radnor	Presteigne	Rhayader	Rhiwcyonon	St David Within	St John	St Mary
Talgarth	Talybont-on-Usk	Tawe-Uchaf	Trewern	Welshpool Castle	Welshpool Gungrog	Welshpool Llaner
Ynyscedwyn	Yscir	Ystradgynlais				

Gains and losses

	Gained	Lost
Conservatives	14 Caersws Dolforwyn Gwernyfed Llanbrynmair Llandinam Llandrinio Llansantffraid Llanyre Meifod Newtown Llanllwchaiarn North Newtown South St Mary Trewern Yscir	4 Glasbury Hay Llandrindod South Newtown Central
Labour	1 Ystradgynlais	
Liberal Democrats	7 Felin-Fach Glasbury Hay Llandrindod South Llangattock Llanidloes Newtown Central	3 Newtown East Newtown Llanllwchaiarn North St Mary
Plaid Cymru	3 Glantwymyn Llandrindod North Llanwddyn	
Green Party	1 Llangors	
Independent	1 Newtown East	20 Caersws Dolforwyn Felin-Fach Glantwymyn Gwernyfed Llanbrynmair Llandinam Llandrindod North Llandrinio Llangattock Llangors Llanidloes Llansantffraid Llanwddyn Llanyre Meifod Newtown South Trewern Yscir Ystradgynlais

Llanbadarn Fawr

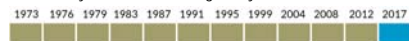
Current constituency: Brecon and Radnorshire
Proposed constituency: Brecon, Radnor and Montgomery



Martin J. Weale	Ind	274	52.9	
*John Powell	Ind	192	37.1	unop
Mike Sivier	Lab	52	10.0	

Llanbrynmair

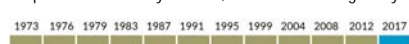
Current constituency: Montgomeryshire
Proposed constituency: South Clwyd and North Montgomeryshire



*Diane Jones-Poston	Con	218	47.8	
Angharad M. Butler	PC	144	31.6	
Dai C. Jones	Ind	94	20.6	

Llandinam

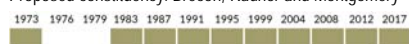
Current constituency: Montgomeryshire
Proposed constituency: Brecon, Radnor and Montgomery



Robert K. Lewis	Con	277	44.5	
Mike Harris	Ind	261	42.0	
David C. Williams	Grn	43	6.9	
William A. McAllister-Lovatt	PC	41	6.6	

Llandrindod East and West

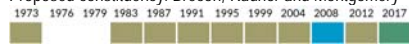
Current constituency: Brecon and Radnorshire
Proposed constituency: Brecon, Radnor and Montgomery



Jon Williams	Ind	123	29.1	
*Keith F. Tampin		95	22.5	- 23.7
Chris Carmichael	Grn	91	21.6	
Christopher J. Hartley	Con	73	17.3	
David D. Markinson	Ind	21	5.0	
Brian Makusha	Christ	19	4.5	- 8.7

Llandrindod North


Current constituency: Brecon and Radnorshire
Proposed constituency: Brecon, Radnor and Montgomery



*Gary D. Price	PC	360	53.8	
Benjamin F. Webb	Grn	177	26.5	
John F. Mason	Lab	132	19.7	+ 7.4

Llandrindod South

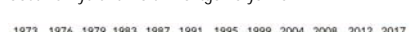
Current constituency: Brecon and Radnorshire
Proposed constituency: Brecon, Radnor and Montgomery



Peter D. Roberts	LD	272	34.1	+ 1.9
*Tom Turner	Con	248	31.1	- 13.8
Jeff Green	CP	177	22.2	
Grace K. Davis	Lab	100	12.5	

Llandrinio


Current constituency: Montgomeryshire
Proposed constituency: South Clwyd and North Montgomeryshire



Lucy M. Roberts	Con	573	74.3	
David Edwards	LD	198	25.7	

Llandysilio


Current constituency: Montgomeryshire
Proposed constituency: South Clwyd and North Montgomeryshire



*Arwel Jones	Ind	367	65.5	- 5.4
Mat Edwards	Con	193	34.5	+16.8

Llanelwedd

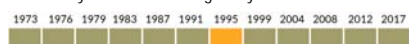
Current constituency: Brecon and Radnorshire
Proposed constituency: Brecon, Radnor and Montgomery



*Maureen Mackenzie	LD	326	66.5	unop
Andrew C.S. Baker	Con	164	33.5	

Llanfair Caereinion

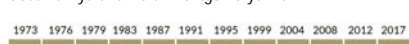
Current constituency: Montgomeryshire
Proposed constituency: South Clwyd and North Montgomeryshire



Gareth D. Jones	Ind	502	88.7	
Jenifer M.E. Trythall	Grn	64	11.3	

Llanfihangel


Current constituency: Montgomeryshire
Proposed constituency: South Clwyd and North Montgomeryshire



Emyr Jones	Ind	228	42.3	
Pamela J. James	Ind	130	24.1	
Nick Powell	Con	118	21.9	
Gary A. Northeast	PC	63	11.7	

Llanfyllin

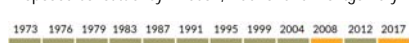
Current constituency: Montgomeryshire
Proposed constituency: South Clwyd and North Montgomeryshire



*Peter Lewis	Con	312	66.2	unop
Richard H. Chaloner	Grn	159	33.8	

Llangattock

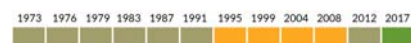
Current constituency: Brecon and Radnorshire
Proposed constituency: Brecon, Radnor and Montgomery



Jackie Charlton	LD	230	51.8	+20.5
Harry R. Legge-Bourke	Con	183	41.2	+20.4
Nicolas A. Shugar	Ind	31	7.0	

Llangors

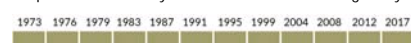
Current constituency: Brecon and Radnorshire
Proposed constituency: Brecon, Radnor and Montgomery



Emily V. Durrant	Grn	173	35.7	
Clancy J. Brett	Con	157	32.4	
*Melanie Davies	Ind	155	32.0	- 31.4

Llangunllo

Current constituency: Brecon and Radnorshire
Proposed constituency: Brecon, Radnor and Montgomery



*Hywel Lewis	Ind	350	60.3	unop
Edmund R. Hayward	Con	230	39.7	

Llangynidr

Current constituency: Brecon and Radnorshire
Proposed constituency: Brecon, Radnor and Montgomery



*Rosemarie Harris	Ind			Unopposed
-------------------	-----	--	--	-----------

Llanidloes


Current constituency: Montgomeryshire
Proposed constituency: Ceredigion & North Pembrokeshire



*Gareth Morgan	LD	608	61.4	
Pam Smith	Con	229	23.1	- 8.5
Graham F. Brand	Grn	87	8.8	
Graham J. McArthur	Ind	67	6.8	

Llanrhaeddr-ym-Mochnant and Llanstin


Current constituency: Montgomeryshire
Proposed constituency: South Clwyd and North Montgomeryshire



*Aled Davies	Con	625	78.3	unop
Steve Jones	Grn	173	21.7	

Llansantffraid

Current constituency: Montgomeryshire
Proposed constituency: South Clwyd and North Montgomeryshire



*Robert G. Thomas	Con	476	61.7	+ 2.9
Christopher Richards	LD	180	23.3	
Berwyn Davies	Ind	116	15.0	

Llanwddyn

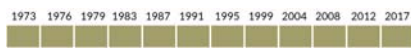
Current constituency: Montgomeryshire
Proposed constituency: South Clwyd and North Montgomeryshire



Bryn P. Davies	PC	192	48.1	
Simon R.M. Baynes	Con	159	39.8	
Jenny Matthews	Grn	31	7.8	
*Darren Mayor	Ind	17	4.3	unop

Llanwrtyd Wells


Current constituency: Brecon and Radnorshire
Proposed constituency: Brecon, Radnor and Montgomery



*Tim Van-Rees Ind Unopposed

Llanyre


Current constituency: Brecon and Radnorshire
Proposed constituency: Brecon, Radnor and Montgomery



Claire V. Mills	Con	291	53.6
Les Davies	Ind	125	23.0
Elsbeth M. Parris	Lab	57	10.5
Jane E.F. Cooke	Grn	37	6.8
Geraint Evans	Ind	33	6.1

Machynlleth

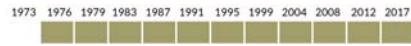
Current constituency: Montgomeryshire
Proposed constituency: South Clwyd and North Montgomeryshire



*Mike Williams Ind Unopposed

Maescar and Llywel

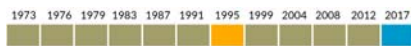
Current constituency: Brecon and Radnorshire
Proposed constituency: Brecon, Radnor and Montgomery



Edwin Roderick Ind Unopposed

Meifod


Current constituency: Montgomeryshire
Proposed constituency: South Clwyd and North Montgomeryshire



Jonathan Wilkinson Con Unopposed

Montgomery

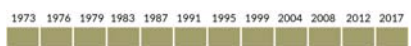
Current constituency: Montgomeryshire
Proposed constituency: Brecon, Radnor and Montgomery



*Stephen M. Hayes	Ind	327	70.3	-13.7
Jeremy D. Thorp	Grn	138	29.7	

Nantmel


Current constituency: Brecon and Radnorshire
Proposed constituency: Brecon, Radnor and Montgomery



*David Evans	Ind	434	75.7	+23.7
Donald W. Jenkins	Ind	139	24.3	

Newtown Central

Current constituency: Montgomeryshire
Proposed constituency: Brecon, Radnor and Montgomery



David M. Selby	LD	369	54.4
Rupert J. Taylor	Con	309	45.6

Newtown East

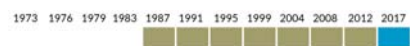
Current constituency: Montgomeryshire
Proposed constituency: Brecon, Radnor and Montgomery



*Joy R. Jones Ind Unopposed

Newtown South

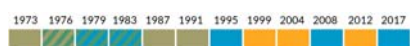
Current constituency: Montgomeryshire
Proposed constituency: Brecon, Radnor and Montgomery



Alan N. Morrison	Con	203	54.9	+46.7
Richard G. Edwards	PC	109	29.5	
Sharon Evans	Ind	58	15.7	

Newtown Llanllwchaiarn North

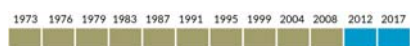
Current constituency: Montgomeryshire
Proposed constituency: Brecon, Radnor and Montgomery



Daniel M. Rowlands	Con	449	59.9	+33.4
Derry Quinlan	LD	213	28.4	-45.1
Roy A. Norris	PC	87	11.6	

Newtown Llanllwchaiarn West

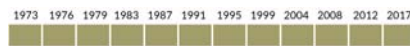
Current constituency: Montgomeryshire
Proposed constituency: Brecon, Radnor and Montgomery



Mark A. Barnes	Con	311	45.5	unop
Peter L. Hough	LD	247	36.1	
Emyr S. Poole	PC	87	12.7	
Richard J. White	Ind	39	5.7	

Old Radnor

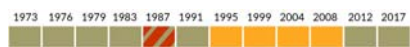
Current constituency: Brecon and Radnorshire
Proposed constituency: Brecon, Radnor and Montgomery



Michael Jones Ind Unopposed

Presteigne

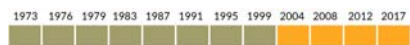
Current constituency: Brecon and Radnorshire
Proposed constituency: Brecon, Radnor and Montgomery



Beverley J. Baynham	Ind	785	65.2	
Wendy A. Toomey	Ind	219	18.2	
*Garry R. Banks	Ind	200	16.6	-24.5

Rhayader


Current constituency: Brecon and Radnorshire
Proposed constituency: Brecon, Radnor and Montgomery



*Kelwyn W. Curry	LD	555	80.4	+18.3
Catrin Minishull	Con	135	19.6	+7.9

Rhiwcynon

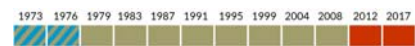
Current constituency: Montgomeryshire
Proposed constituency: Brecon, Radnor and Montgomery



Heulwen D. Hulme	Ind	343	35.0
Ann Lewis	Con	324	33.1
Stella A. Jones	PC	313	31.9

St David Within


Current constituency: Brecon and Radnorshire
Proposed constituency: Brecon, Radnor and Montgomery



*David W. Meredith	Lab	312	47.5	+3.7
Martin Weale	Ind	182	27.7	-11.3
Steve Morgans	Ind	153	23.3	
Frances E. Christley	Grn	10	1.5	

St John

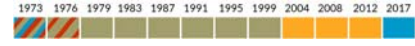
Current constituency: Brecon and Radnorshire
Proposed constituency: Brecon, Radnor and Montgomery



*Matthew J. Dorrance	Lab	1,008	74.1	+2.7
Iain C. McIntosh	Con	302	22.2	
Alexandra H. Ham	Grn	51	3.7	

St Mary

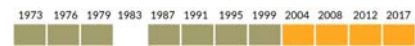
Current constituency: Brecon and Radnorshire
Proposed constituency: Brecon, Radnor and Montgomery



Sarah R. Lewis	Con	485	41.4	+8.9
Sam Bennett	LD	321	27.4	-11.5
Ieuan Williams	Lab	246	21.0	-7.6
Gren Ham	Grn	119	10.2	

Talgarth

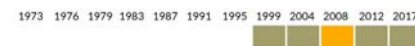
Current constituency: Brecon and Radnorshire
Proposed constituency: Brecon, Radnor and Montgomery



*William D. Powell	LD	520	84.6	unop
Ryan Dixon	Lab	95	15.4	

Talybont-on-Usk

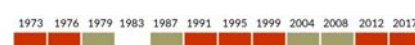
Current constituency: Brecon and Radnorshire
Proposed constituency: Brecon, Radnor and Montgomery



*Liam Fitzpatrick Ind Unopposed

Tawe-Uchaf

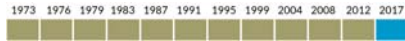
Current constituency: Brecon and Radnorshire
Proposed constituency: Brecon, Radnor and Montgomery



*David A. Thomas Lab Unopposed

Trewern

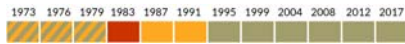
Current constituency: Montgomeryshire
Proposed constituency:
South Clwyd and North Montgomeryshire



Amanda Jenner	Con	227	55.1	+19.7
Jessica Bradley	Ind	185	44.9	

Welshpool Castle

Current constituency: Brecon and Radnorshire
Proposed constituency: Brecon, Radnor and Montgomery



*Philip C. Pritchard	Ind	160	42.0	-12.7
Richard W. Church	LD	143	37.5	
Desmond Parkinson	Con	78	20.5	

Welshpool Gungrog

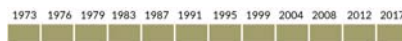
Current constituency: Montgomeryshire
Proposed constituency:
South Clwyd and North Montgomeryshire



*Francesca H. Jump	LD	240	37.1	-27.7
Ruth M. Canning	Con	197	30.4	-4.8
Stephen T. Kaye		144	22.3	
David H. Senior	PC	66	10.2	

Welshpool Llanerchdydol

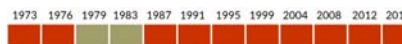
Current constituency: Montgomeryshire
Proposed constituency:
South Clwyd and North Montgomeryshire



*Graham C. Breeze	Ind	536	82.1	
Folkert F. Veenstra	LD	117	17.9	-31.9

Ynyscedwyn

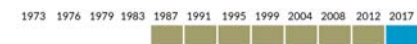
Current constituency: Brecon and Radnorshire
Proposed constituency: Brecon, Radnor and Montgomery



*Susan McNicholas	Lab		Unopposed	
-------------------	-----	--	-----------	--

Yscir

Current constituency: Brecon and Radnorshire
Proposed constituency: Brecon, Radnor and Montgomery



Iain C. McIntosh	Con	165	29.8
Chris Davies	Ind	144	26.0
Kate Henegham	PC	101	18.2
Bethan S. Irwin	Grn	80	14.4
Daniel R. Evans	Ind	62	11.2
Steve Davies	Ind	2	0.4

Election rescheduled for Thursday 8th June as no candidates sought nomination for this ward in the May elections.

Ystradgynlais

Current constituency: Brecon and Radnorshire
Proposed constituency: Brecon, Radnor and Montgomery



David H. Williams	Lab		Unopposed
-------------------	-----	--	-----------

Summary of results: Powys

	Year	Elec	%Poll	Con	Lab	LD	Plaid	UKIP	Green	Ind	Other
Aber-Craf	2017		-	Unop						15.7	
	2012	1,129	49.0		69.9	14.4					
Banwy	2017	882	48.5				39.8			60.2	
	2012	796	-							Unop	
Beguildy	2017	1,135	54.3							100.0	
	2012	1,107	56.9							100.0	
Berriew	2017	1,112	53.2	38.7		5.8				55.5	
	2012	1,092	-							Unop	
Blaen Hafren	2017	1,879	45.1	52.6		22.0			10.2	15.2	
	2012	1,849	-	Unop							
Bronllys	2017	1,038	54.0	40.6		15.0				44.4	
	2012	985	58.0	11.3		10.5				78.2	
Bulith	2017	1,888	43.0		46.5					53.5	
	2012	1,884	31.0			36.8				63.2	
Bwlch	2017		-			Unop					
	2012	738	51.6	19.3		80.7					
Caersws	2017	1,821	56.5	65.5		13.3			21.1		
	2012	1,834	46.0	36.9						63.1	
Churchstoke	2017		-							Unop	
	2012	1,248	48.8			45.0				55.0	
Crickhowell	2017	2,327	47.9			54.2				45.8	
	2012	2,294	-			Unop					
Cwmtwrch	2017		-		Unop						
	2012	1,571	-		Unop						
Disserth and Trecoed	2017	1,054	55.8	64.6		26.9			8.6		
	2012	1,018	48.0	60.1		39.9					
Dolforwyn	2017	1,663	48.3	69.5						30.5	
	2012	1,580	49.0	39.7						60.3	
Felin-Fach	2017	1,079	59.5							62.4	
	2012	1,093	47.3	37.6							
Forden	2017	1,145	48.5	48.2						51.8	
	2012	1,112	46.0	49.7						50.3	
Glantwymyn	2017	1,632	51.7	45.3			54.7				
	2012	1,630	-							Unop	

Summary of results: Powys - continued

	Year	Elec	%Poll	Con	Lab	LD	Plaid	UKIP	Green	Ind	Other
Glasbury	2017	1,843	59.0	33.1		66.9					
By-election	2015			40.3		44.4			5.0	10.3	
	2012	1,771	56.0	51.2						48.8	
Guilsfield	2017	1,869	45.3	42.7		8.4					48.9
	2012	1,838	-							Unop	
Gwernyfed	2017	1,199	51.4	68.2							31.8
	2012	1,192	39.0	44.0		11.2					44.8
Hay	2017	1,221	56.2	28.7		71.3					
	2012	1,250	-	Unop							
Kerry	2017	1,588	44.8	42.8							57.2
	2012	1,600	40.5	48.0							52.0
Knighton	2017	2,318	41.7	31.4							68.6
	2012	2,301	42.0			28.5					71.5
Llanafanfawr	2017		-								Unop
	2012	1,121	-								Unop
Llanbadarn Fawr	2017	922	56.7		10.0						90.0
	2012	864	-								Unop
Llanbrynmair	2017	780	58.6	47.8			31.6				20.6
	2012	770	53.0	19.8							80.2
Llandinam	2017	1,141	54.7	44.5			6.6				
	2012	1,114	55.9								100.0
Llandrindod East and West	2017	955	44.2	17.3					21.6	56.6	4.5
	2012	937	40.0		40.6					46.2	13.2
Llandrindod North	2017	1,529	44.2		19.7		53.8		26.5		
	2012	1,474	48.7		12.3	2.9				54.8	
Llandrindod South	2017	1,603	50.0	31.1	12.5	34.1					22.2
	2012	1,585	50.1	44.9		32.2					22.9
Llandrinio	2017	1,719	44.9	74.3		25.7					
	2012	1,705	-								Unop
Llandysilio	2017	1,452	38.8	34.5							65.5
	2012	1,403	32.0	17.7							82.3
Llanelwedd	2017	974	50.4	33.5		66.5					
	2012	974	-			Unop					
Llanfair Caereinion	2017	1,320	43.0						11.3		88.7
	2012	1,369	39.0			23.0		20.4			56.6
Llanfihangel	2017	908	59.6	21.9			11.7				66.4
	2012	900	-								Unop
Llanfyllin	2017	1,201	39.3	66.2					33.8		
	2012	1,190	-	Unop							
Llangattock	2017	762	58.4	41.2		51.8					7.0
	2012	780	57.6	20.8		31.3					48.0
Llangors	2017	896	54.1	32.4					35.7		32.0
	2012	892	55.8			36.6					63.4
Llangunllo	2017	1,091	53.7	39.7							60.3
	2012	1,039	-								Unop
Llangynidr	2017		-								Unop
	2012	832	55.0			19.1					80.9
Llanidloes	2017	2,219	44.7	23.1		61.4			8.8		6.8
	2012	2,211	44.3	31.6							68.4
Llanrhaeadr-ym-Mochnant and Llanslin	2017	1,815	44.1	78.3					21.7		
	2012	1,780	-	Unop							
Llansantffraid	2017	1,569	49.4	61.7		23.3					15.0
	2012	1,519	49.4	58.8			8.7				32.5
Llanwddyn	2017	855	46.9	39.8			48.1		7.8		4.3
	2012	855	-								Unop
Llanwrtyd Wells	2017		-								Unop
	2012	1,450	53.0			27.2					72.8
Llanymere	2017	988	55.0	53.6	10.5				6.8		29.1
	2012	915	60.0			1.5					90.5
Machynlleth	2017		-								Unop
	2012	1,680	-								Unop
Maescar and Llywel	2017		-								Unop
	2012	1,385	57.3	27.1							72.9

Summary of results: Powys - continued

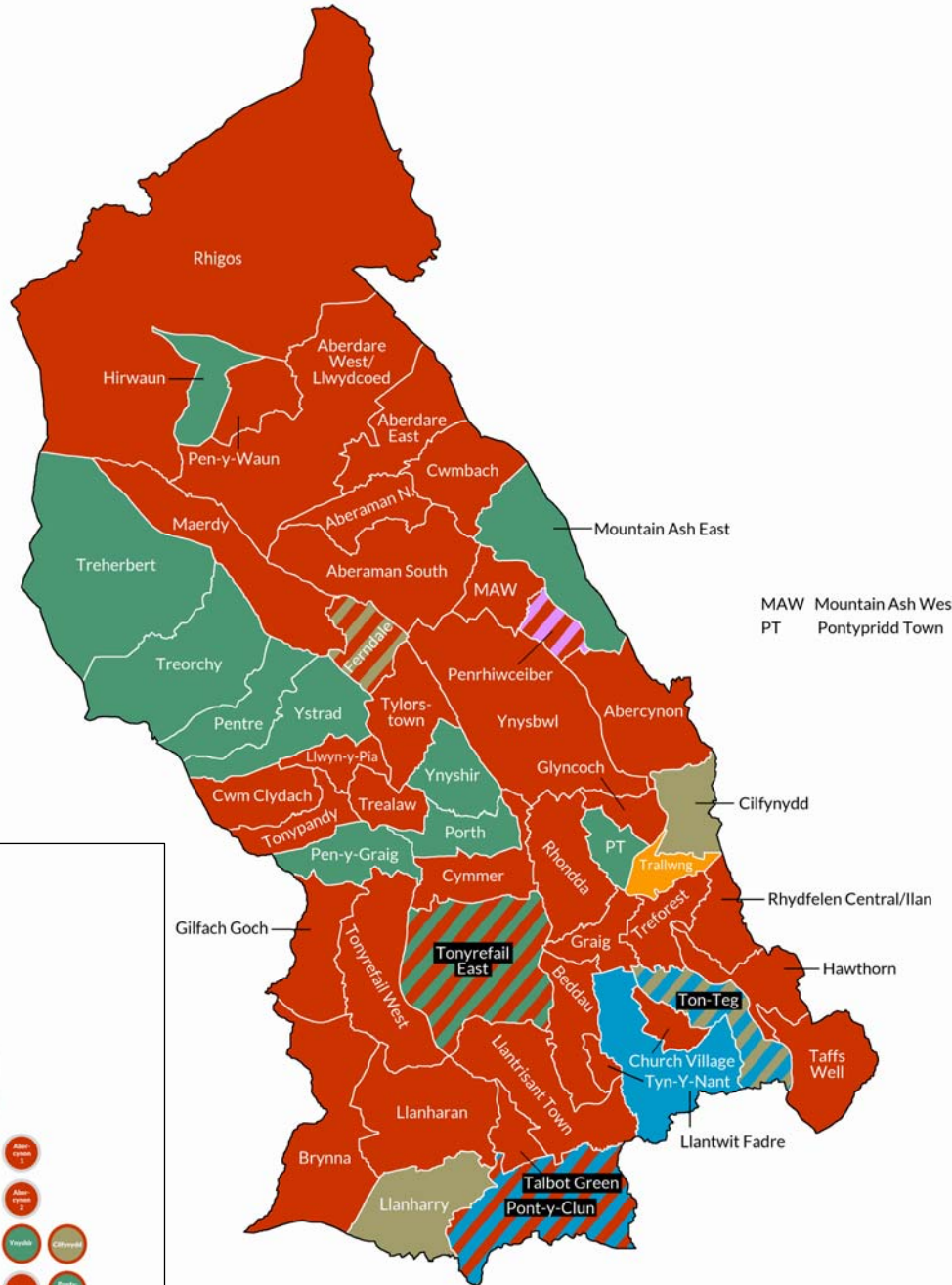
	Year	Elec	%Poll	Con	Lab	LD	Plaid	UKIP	Green	Ind	Other
Meifod	2017		-	Unop							
	2012	1,076	-	Unop							
Montgomery	2017	1,114	41.7	29.7 70.3							
	2012	1,082	41.4	16.0 84.0							
Nantmel	2017	1,198	48.2	100.0							
	2012	1,205	56.0	41.0 5.3 52.0 1.6							
Newtown Central	2017	2,287	29.7	45.6 54.4							
	2012	2,125	-	Unop							
Newtown East	2017		-	Unop							
	2012	1,499	30.0	22.6 58.3 19.1							
Newtown Llanllwchaearn North	2017	1,798	41.8	59.9 28.4 11.6							
	2012	1,764	41.0	26.5 73.5							
Newtown Llanllwchaearn West	2017	1,455	47.3	45.5 36.1 12.7 5.7							
	2012	1,375	-	Unop							
Newtown South	2017	1,279	29.0	54.9 29.5 15.7							
	2012	1,249	26.5	8.2 25.7 12.7 53.5							
Old Radnor	2017		-	Unop							
	2012	1,310	52.0	39.2 60.8							
Presteigne	2017	2,196	55.9	100.0							
	2012	2,190	55.0	20.4 79.6							
Rhayader	2017	1,594	43.5	19.6 80.4							
	2012	1,591	49.0	11.7 26.2 62.1							
Rhiwcyonon	2017	1,711	57.6	33.1 31.9 35.0							
	2012	1,690	55.3								
St David Within	2017	1,278	52.1	47.5 1.5 51.0							
	2012	1,169	43.5	7.6 43.8 9.6 39.0							
St John	2017	2,386	57.3	22.2 74.1 3.7							
	2012	2,615	42.0	71.4 14.1 14.5							
St Mary	2017	2,204	53.6	21.0 41.4 27.4 10.2							
	2012	1,888	49.4	32.5 28.6 38.9							
Talgarth	2017	1,329	47.2	15.4 84.6							
	2012	1,311	-	Unop							
Talybont-on-Usk	2017		-	Unop							
	2012	1,557	45.2	34.3 18.3 47.4							
Tawe-Uchaf	2017		-	Unop							
	2012	1,748	48.0	60.1 39.9							
Trewern	2017	1,111	37.6	55.1 44.9							
	2012	1,095	41.0	35.4 64.6							
Welshpool Castle	2017	1,060	36.1	20.5 37.5 42.0							
	2012	1,055	33.0	17.4 82.6							
Welshpool Gungrog	2017	1,995	32.6	30.4 37.1 10.2 22.3							
	2012	2,016	35.0	35.2 64.8							
Welshpool Llanerchydol By-election	2017	1,765	37.3	17.9 82.1							
	2016			19.1 32.1 48.9							
	2012	1,687	43.0	49.8 50.2							
Ynyscedwyn	2017		-	Unop							
	2012	1,714	-	Unop							
Yscir	2017	895	61.9	29.8 18.2 14.4 37.6							
	2012	872	57.0	48.6 51.4							
Ystradgynlais	2017		-	Unop							
	2012	2,010	49.0	38.4 61.6							

council historic results

	Conservatives		Labour		Liberal Dem		Plaid Cymru		UKIP		Independents		Others	
	Seats	%votes	Seats	%votes	Seats	%votes	Seats	%votes	Seats	%votes	Seats	%votes	Seats	%votes
17	19	33.4	7	6.1	13	19.0	3	5.6	0	0.0	30	29.5	1	6.4
12	10	18.8	6	9.1	9	19.1	0	0.3	0	0.5	48	51.9	0	0.3
08	9	19.7	4	4.4	15	21.9	0	0.4	0	0.0	45	53.2	0	1.2
04	0	4.3	4	2.9	16	25.8	0	0.4	0	0.0	53	66.5	0	0.0
99	1	5.4	7	3.4	8	14.1	0	1.6	0	0.0	57	75.5	0	0.0
95	3	3.1	9	12.0	9	13.1	1	1.9	0	0.0	61	66.5	0	0.9

Rhondda Cynon Taf

LAB
HOLD



Results dashboard

Aberaman North 1	Aberaman North 2	Aberaman South 1	Aberaman South 2	Abercynon 1	Abercynon 2	Aberdare East 1
Aberdare East 2	Aberdare West 1	Aberdare West 2	Aberdare West 3	Beddau	Brynna	Church Village
Cilfynydd	Cwm Clydach	Cwmbach	Cymmer 1	Cymmer 2	Ferndale 1	Ferndale 2
Gilfach Goch	Glyncoch	Graig	Hawthorn	Hirwaun	Llanharan	Llanharry
Llantrisant Town	Llantwit Fardre 1	Llantwit Fardre 2	Llwyn-y-Pia	Maerdy	Mountain Ash East	Mountain Ash W. 1
Mountain Ash W. 2	Penrhiwceiber 1	Penrhiwceiber 2	Pentre 1	Pentre 2	Pen-y-Graig 1	Pen-y-Graig 2
Pen-y-Waun	Pont-y-Clun 1	Pont-y-Clun 2	Pontypridd Town	Porth 1	Porth 2	Rhigos
Rhondda 1	Rhondda 2	Rhydfelen Central	Taffs Wells	Talbot Green	Ton-Teg 1	Ton-Teg 2
Tonypanyd	Tonyrefail East 1	Tonyrefail East 2	Tonyrefail West	Trallwng	Trealaw	Treforest
Treherbert 1	Treherbert 2	Treorchy 1	Treorchy 2	Treorchy 3	Tylorstown 1	Tylorstown 2
Tyn-y-Nant	Ynyshir	Ynysybwl	Ystrad 1	Ystrad 2		

Gains and losses

	Gained		Lost	
Conservatives	3	Llantwit Fardre (1 seat) Pont-Y-Clun (1 seat) Ton-Teg (1 seat)		
Labour	1	Talbot Green	14	Cilfynydd Llanharry Llantwit Fardre (1 seat) Penrhiwceiber Pen-Y-Graig (2 seats) Pont-Y-Clun (1 seat) Pontypridd Town Porth (2 seats) Ton-Teg (1 seat) Ynyshir Ystrad (2 seats)
Plaid Cymru	9	Pen-Y-Graig (2 seats) Pontypridd Town Porth (2 seats) Tonyrefail East (1 seat) Ynyshir Ystrad (2 seats)		
Cynon Valley Party	1	Penrhiwceiber		
Independent	2	Cilfynydd Llanharry	2	Talbot Green Tonyrefail East (1 seat)

council historic results

	Conservatives		Labour		Liberal Dem		Plaid Cymru		UKIP		Independents		Others	
	Seats	%votes	Seats	%votes	Seats	%votes	Seats	%votes	Seats	%votes	Seats	%votes	Seats	%votes
17	4	10.3	47	43.1	1	1.8	18	27.7	0	0.6	4	10.4	1	6.1
12	1	2.6	60	54.2	1	3.6	9	27.7	0	0.3	4	10.0	0	1.6
08	1	0.8	44	47.7	4	5.3	20	37.2	0	0.0	6	7.8	0	0.6
04	0	0.0	57	52.3	2	3.9	13	33.9	0	0.0	3	8.4	0	1.5
99	0	0.0	27	39.5	2	7.1	42	43.3	0	0.0	4	8.6	0	1.5
95	0	0.0	57	52.2	0	0.0	14	32.4	0	0.0	3	10.7	1	4.7

Summary of results: Rhondda Cynon Taf

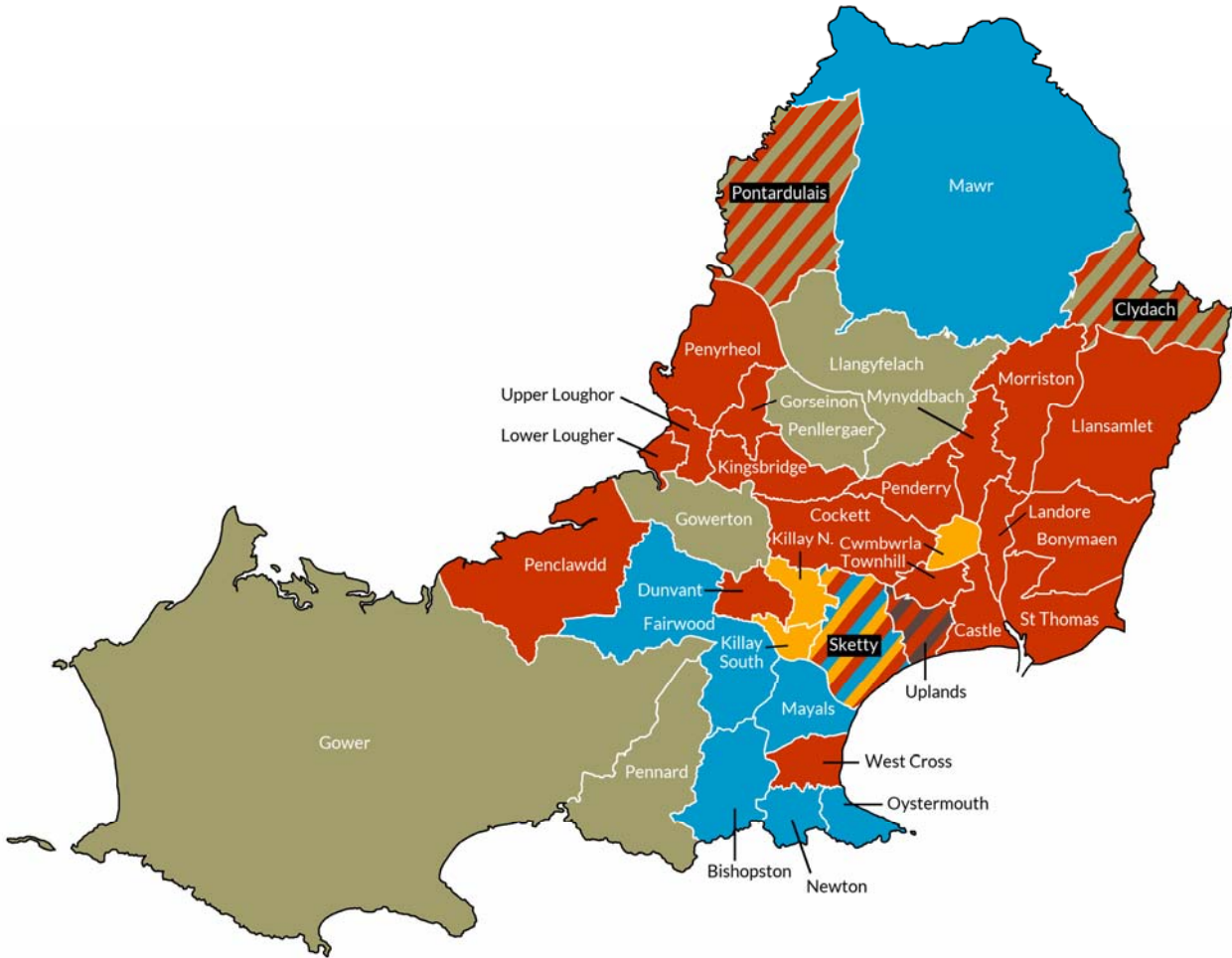
	Year	Elec	%Poll	Con	Lab	LD	Plaid	UKIP	Green	Ind	Other
Aberaman North By-election	2017	3,611	35.3		40.1		23.4				33.5
	2014			2.2	39.4		25.2			30.6	2.5
	2012	3,862	32.9		69.4		30.6				
Aberaman South	2017	3,433	40.4		52.2		19.7	7.0			21.1
	2012	3,489	39.6		64.0		36.0				
Abercynon	2017	4,460	33.1	7.3	48.9		10.7	7.2	8.1		17.8
	2012	4,780	30.9		45.6	3.3	16.9		8.1	26.2	
Aberdare East	2017	4,840	42.3		51.7		18.1				30.2
	2012	5,231	36.3		71.0		29.0				
Aberdare West and Llwydcoed	2017	7,138	38.9	17.7	34.4		21.9				26.1
	2012	7,343	32.7		55.5		44.5				
Beddau	2017	3,185	30.0	44.2	55.8						
	2012	3,236	29.5		69.5		12.2			18.3	
Brynna	2017	3,390	39.9		51.2		48.8				
	2012	3,051	32.7		78.4		21.6				
Church Village	2017	4,050	37.2	31.2	48.1		20.8				
	2012	3,557	29.0	16.7	64.7		18.6				
Cilfynydd	2017	2,064	39.4		36.3		7.1			56.7	
	2012	2,141	35.0		48.4	18.0	7.8			25.8	
Cwm Clydach	2017	1,973	38.3		47.4	14.4	32.2	6.0			
	2012	2,169	33.6		69.8		30.2				
Cwmbach	2017	3,596	37.9		41.6		28.7				
	2012	3,366	35.8		63.5		36.5				
Cymmer	2017	3,971	34.9		64.3		35.7				
	2012	4,268	34.4		69.7		30.3				
Ferndale	2017	3,050	52.0		37.6		29.0			33.4	
	2012	3,228	46.8		31.1		19.8			49.0	
Gilfach Goch	2017	2,466	35.1	9.5	82.5	8.0					
	2012	2,547	42.4	2.8	77.3	19.9					
Glyncoch	2017	2,106	24.5		66.8		33.2				
	2012	2,137	-		Unop						
Graig	2017	1,801	36.9		48.3	4.7	10.0			37.0	
	2012	1,736	33.1		59.2	3.7	11.3			24.4	1.4
Hawthorn	2017	3,071	40.6	7.0	52.6		6.5			33.9	
	2012	2,834	32.7		52.6	9.1	38.4				
Hirwaun	2017	3,123	38.7		29.0		60.4	10.7			
	2012	3,201	36.6		38.8		61.2				
Llanharan	2017	2,687	33.5		68.5		31.5				
	2012	2,542	31.0		66.1		33.9				
Llanharry	2017	3,049	45.2		33.1					66.9	
	2012	2,773	31.6		70.8		29.2				
Llantrisant Town	2017	3,209	44.3	37.2	44.2		18.5				
	2012	3,798	35.9	12.0	69.6		18.4				
Llantwit Fardre	2017	4,763	43.6	57.0	18.3	5.3	10.8			8.6	
	2012	4,743	35.0	37.4	31.8		14.4			16.3	
Llwyn-Y-Pia	2017	1,627	40.9		39.4		27.3			33.3	
	2012	1,721	33.1		63.2		36.8				
Maerdy	2017	2,276	41.9		60.8		35.5	3.7			
	2012	2,384	44.3		79.3		20.7				
Mountain Ash East	2017	2,136	46.5		24.2		49.2				26.5
	2012	2,208	40.9		39.6		60.4				
Mountain Ash West	2017	3,118	38.5		52.2		20.2				27.6
	2012	3,195	37.6		75.5		24.5				
Penrhiwceiber	2017	4,147	36.4		39.1		20.1				40.8
	2012	4,481	33.9		64.5		27.6				7.9
Pentre	2017	3,840	49.2		40.4		59.6				
	2012	4,023	43.6		43.7		51.2		5.1		
Pen-Y-Graig	2017	3,897	35.6		32.7		43.0			24.3	
	2012	4,136	32.5		60.2		39.8				

Summary of results: Rhondda Cynon Taf - continued

	Year	Elec	%Poll	Con	Lab	LD	Plaid	UKIP	Green	Ind	Other
Pen-Y-Waun	2017	2,018	32.7		40.8		32.2			27.0	
	2012	2,132	36.5		48.8		21.8			29.4	
Pont-Y-Clun	2017	5,937	48.2	41.8	36.5		21.7				
	2012	6,101	37.0	17.7	27.3		22.1	9.1		23.8	
Pontypridd Town	2017	2,169	49.2	13.7	30.5	8.2	47.6				
	2012	2,229	40.9		41.4	10.2	13.7			34.7	
Porth	2017	4,331	41.3	10.0	28.5		40.6				
	2012	4,554	38.2		53.5		37.7				8.8
Rhigos	2017	1,370	42.3		78.0		22.0				
	2012	1,415	42.6		56.6		31.0			12.4	
Rhondda	2017	3,421	36.8	14.2	44.3	17.6	23.9				
	2012	3,603	36.8		44.4		42.1		12.6	31.0	
Rhydfelen Central and Llan	2017	3,006	29.4	14.6	71.3		14.1				
	2012	3,256	28.3		79.2	6.5	14.2				
Taff's Well	2017	2,843	42.2	20.1	49.6		30.3				
	2012	2,877	33.3		62.1		37.9				
Talbot Green	2017	1,957	46.1	14.4	40.7		8.5			36.4	
	2012	2,036	44.8	5.5	42.1		7.4			44.9	
Ton-Teg	2017	3,203	54.6	30.2	20.0		11.2				38.6
	2012	3,358	44.3	9.8	31.8	15.1	8.6			34.6	
Tonypandy	2017	2,605	42.2		38.4		27.5			34.2	
	2012	2,739	36.6		65.4		34.6				
Tonyrefail East	2017	4,257	40.6	4.3	32.5		35.3			27.9	
	2012	4,431	38.4		33.0	9.6	23.3			34.1	
Tonyrefail West	2017	4,773	33.0	12.0	48.6		23.6			7.9	
	2012	4,650	32.1		53.4		24.3			22.3	
Trallwng	2017	2,822	42.4	7.9	31.2	60.9					
	2012	2,904	40.4		36.0	46.4	7.3			10.4	
Trealaw	2017	2,798	39.6		59.6		40.4				
	2012	2,959	37.0		68.8		22.4			8.7	
Treforest	2017	3,360	17.2	13.1	72.0		15.0				
	2012	3,841	17.6		62.9	22.7	9.1		5.3		
Treherbert	2017	4,180	50.4		39.6		60.4				
	2012	4,441	43.2		43.6		56.4				
Treorchy	2017	5,627	48.7		22.1		44.5			33.4	
	2012	6,000	41.3		46.7		53.3				
Tylorstown	2017	2,964	43.8		54.8		14.7			30.5	
	2012	3,369	38.4		67.0		14.6			18.4	
Tyn-Y-Nant	2017	2,432	32.0	27.8	72.1						
	2012	2,613	35.2		87.2		12.8				
Ynysgir	2017	2,419	46.0								
	2012	2,493	39.5		62.0		38.0				
Ynysybwl	2017	3,446	39.0	8.2	53.7		38.1				
	2012	3,557	38.8	4.0	42.8	30.2	23.0				
Ystrad	2017	4,229	38.4		44.8		55.2				
	2012	4,511	37.3		57.9	7.2	34.9				

Swansea

LAB
HOLD



Results dashboard

Bishopston	Bonymaen 1	Bonymaen 2	Castle 1	Castle 2	Castle 3	Castle 4
Clydach 1	Clydach 2	Cockett 1	Cockett 2	Cockett 3	Cockett 4	Cwmbwrla 1
Cwmbwrla 2	Cwmbwrla 3	Dunvant 1	Dunvant 2	Fairwood	Gorseinon	Gower
Gowerton	Killay North	Killay South	Kingsbridge	Landore 1	Landore 2	Llangyfelach
Llansamlet 1	Llansamlet 2	Llansamlet 3	Llansamlet 4	Lower Loughor	Mawr	Mayals
Morrison 1	Morrison 2	Morrison 3	Morrison 4	Morrison 5	Mynyddbach 1	Mynyddbach 2
Mynyddbach 3	Newton	Oystermouth	Penclawdd	Penderry 1	Penderry 2	Penderry 3
Penllergaer	Pennard	Penyrheol 1	Penyrheol 2	Pontardulais 1	Pontardulais 2	St Thomas 1
St Thomas 2	Sketty 1	Sketty 2	Sketty 3	Sketty 4	Sketty 5	Townhill 1
Townhill 2	Townhill 3	Uplands 1	Uplands 2	Uplands 3	Uplands 4	Upper Loughor
West Cross 1	West Cross 2					

Gains and losses

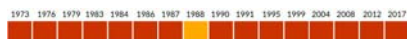
	Gained		Lost	
Conservatives	4	Bishopston Mawr Sketty (2 seats)		
Labour	2	Dunvant (1 seat) Sketty (1 seat)	3	Pontardulais (1 seat) Uplands (2 seats)
Liberal Democrats			5	Dunvant (1 seat) Gower Sketty (3 seats)
Uplands Party	2	Uplands (2 seats)		
Independent	2	Gower Pontardulais (1 seat)	1	Bishopston
People's Representative			1	Mawr

council historic results

	Conservatives		Labour		Liberal Dem		Plaid Cymru		UKIP		Independents		Others	
	Seats	%votes	Seats	%votes	Seats	%votes	Seats	%votes	Seats	%votes	Seats	%votes	Seats	%votes
17	8	23.7	48	42.9	7	7.8	0	5.9	0	2.1	7	12.5	2	5.1
12	4	10.8	49	45.1	12	15.3	0	5.3	0	0.0	3	15.5	4	8.0
08	4	16.7	30	26.0	23	22.0	1	8.5	0	0.0	7	10.3	7	16.4
04	4	12.7	32	26.6	19	24.3	5	10.4	0	0.0	4	6.9	8	19.2
99	4	12.2	47	35.8	10	22.6	2	12.1	0	0.0	7	12.4	2	5.0
95	1	10.3	57	49.9	7	20.6	1	3.2	0	0.0	7	12.7	0	3.1

Townhill

Current constituency: Swansea West
Proposed constituency: Gower and Swansea West



*Cyril Anderson	Lab	1,090	64.4	- 9.3
*David H. Hopkins	Lab	1,044	61.7	- 8.5
*Lesley V. Walton	Lab	1,009	59.6	- 9.5
Ross S. Lock	Con	261	15.4	+10.8
Gary M. North	UKIP	243	14.4	
Marguerite Tcheko	Con	233	13.8	+ 9.6
Owen E. Herbert	TUSC	155	9.2	

Uplands

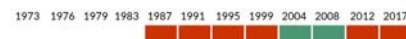
Current constituency: Swansea West
Proposed constituency: Gower and Swansea West



*Peter May	Up	1,705	45.0	
*Nick Davies	Lab	1,247	32.9	- 11.1
Irene E. Mann	Up	1,216	32.1	
Mary Sherwood	Lab	1,171	30.9	- 9.9
Rhys Morgan	Up	1,137	30.0	
Uzo Iwobi	Lab	1,132	29.9	- 9.4
Jamie White	Lab	1,104	29.2	- 8.0
Ewan May	Up	1,023	27.0	
Gareth D. Tucker	Grn	391	10.3	- 10.5
Jayne Woodman	LD	386	10.2	- 26.6
Janet M. Thomas	LD	379	10.0	- 23.0
Allan Jeffery	LD	366	9.7	- 17.8
Sally Smith	WEP	333	8.8	
Mike O'Carroll	LD	316	8.3	- 8.3
Lewys Phillips	Con	280	7.4	- 3.4
John W. Evans	Con	268	7.1	- 3.5
Adam Ganczakowski	Con	262	6.9	- 3.5
Jack C. Simcock	Con	259	6.8	- 3.4

Upper Loughor

Current constituency: Gower
Proposed constituency: Llanelli and Lliw



*Robert V. Smith	Lab	638	70.7	+ 7.7
Barbara E. Jones	Con	235	26.0	
Mark Evans	TUSC	30	3.3	

West Cross

Current constituency: Gower
Proposed constituency: Gower and Swansea West



*Mark C. Child	Lab	1,178	47.0	- 19.2
*Des Thomas	Lab	1,085	43.3	- 21.5
Kate E. Smith	Con	1,054	42.1	+ 4.6
Matthew P. Gilbert	Con	1,035	41.3	+ 9.8
Christopher M.J. Evans	Grn	192	7.7	
Colin J. Beckett	UKIP	138	5.5	

Summary of results: Swansea

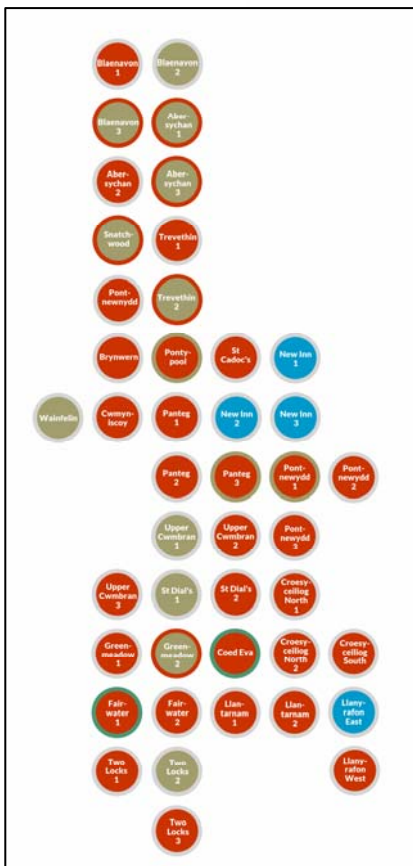
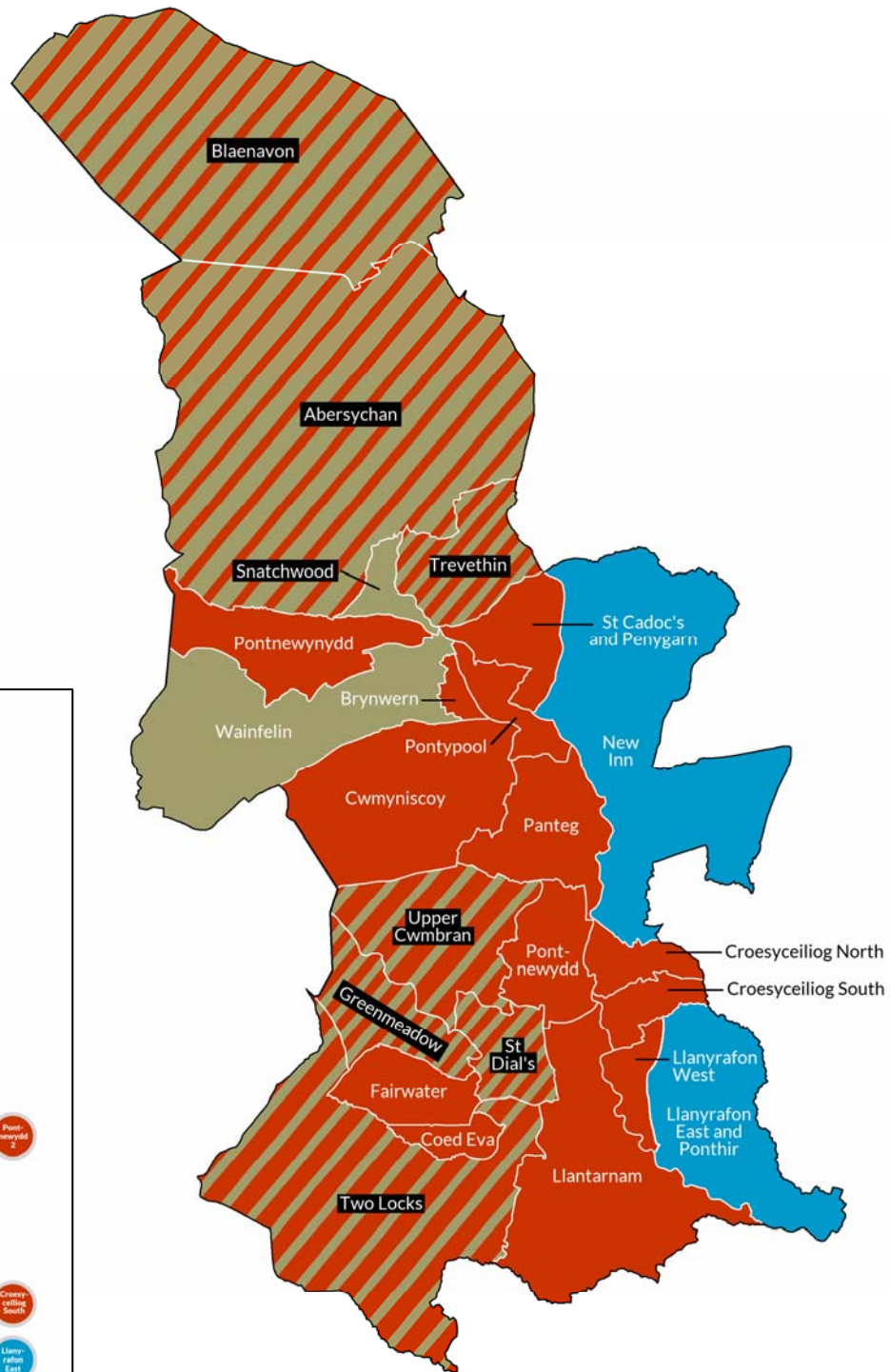
	Year	Elec	%Poll	Con	Lab	LD	Plaid	UKIP	Green	Ind	Other
Bishopston	2017	2,676	56.8	40.8	26.1				4.1	28.9	
	2012	2,727	40.1	24.4	16.0					59.7	
Bonymaen	2017	5,209	28.9	14.6	68.8		16.6				
	2012	5,119	32.2		61.3					32.8	5.9
Castle	2017	9,811	29.9	14.7	53.8	6.6	7.6		6.7		3.0
	2012	10,564	29.0	7.3	49.7	16.3	8.4		7.6	6.3	4.5
Clydach	2017	5,696	41.2	9.5	34.4		13.6			42.5	
	2012	5,972	36.4		50.4					49.6	
Cockett By-election	2017	10,482	32.7	21.6	52.9	11.3	14.2				
	2015			14.5	44.2	12.5	21.7		5.1		2.1
	2012	10,926	32.9	4.8	48.6	18.1	22.3			6.2	
Cwmbwrla	2017	5,628	38.2	6.2	30.7	63.1					
	2012	5,970	35.2		44.0	56.0					
Dunvant	2017	3,412	42.0	30.6	50.0	19.4					
	2012	3,552	38.9	6.9	29.0	39.8				24.3	
Fairwood	2017	2,254	52.8	68.9	23.1				8.0		
	2012	2,321	49.7	50.8	21.5	27.6					
Gorseinon	2017	3,301	33.4	19.1	45.9		22.1			12.9	
	2012	3,266	32.7	5.5	51.0		26.1			17.4	
Gower	2017	2,912	52.0	18.5	23.9					57.6	
	2012	3,008	47.5	16.4	25.3	58.3					
Gowerton	2017	3,960	43.6	15.6	37.0					47.5	
	2012	4,046	37.0	10.9	40.8					44.3	3.9
Killay North	2017	1,978	40.5	19.6	23.0	46.4	10.9				
	2012	3,371	22.7	16.7	26.1	57.2					
Killay South	2017	1,847	49.1	33.7	30.1	36.2					
	2012	2,001	43.7	12.8	37.7	49.5					
Kingsbridge	2017	3,451	42.6	33.1	49.4					17.5	
	2012	3,272	36.3		75.7					24.3	
Landore	2017	4,703	28.5	15.8	75.6			8.6			
	2012	4,749	35.1	2.4	63.9	29.0				4.7	
Llangyfelach	2017	3,878	38.7	28.3	34.0					37.7	
	2012	3,999	29.9		28.9				6.0	65.1	

Summary of results: Swansea - continued

	Year	Elec	%Poll	Con	Lab	LD	Plaid	UKIP	Green	Ind	Other
Llansamlet	2017	10,937	31.0	14.7	41.1	13.0		11.0		20.1	
	2012	10,961	33.0	10.1	62.6					27.3	
Lower Loughor	2017	1,752	40.6	15.0	85.0						
	2012	1,818	33.0		73.6	16.9	9.5				
Mawr	2017	1,403	52.9	35.8	22.6		26.1			15.5	
	2012	1,468	44.8		32.4		22.7				44.9
Mayals	2017	2,134	52.3	56.7	18.						
	2012	2,165	46.1	28.4	6.4	25.8				29.4	
Morrleston By-election	2017	11,991	34.4	25.3	50.2		24.5				
	2015			20.5	55.6	5.2	18.7				
	2012	12,975	30.0	9.8	50.7	6.9	15.6			17.0	
Mynyddbach Byelection	2017	6,531	33.5	29.5	70.5						
	2016			12.1	57.5	4.5	12.8			3.1	9.9
	2012	6,954	34.9	6.3	42.9	6.8				43.9	
Newton	2017	2,765	56.8	55.3	34.7				2.8	7.3	
	2012	2,798	45.9	49.0	17.9	33.2					
Oystermouth	2017	3,257	51.6	38.6	31.4				4.5	25.5	
	2012	3,411	37.2	39.8	35.4					24.8	
Penclawdd	2017	2,914	44.1	34.3	55.5		10.1				
	2012	3,012	46.6	6.4	58.5					35.2	
Penderry	2017	7,497	21.7	17.9	63.7				18.4		
	2012	8,017	22.2		72.1				27.9		
Penllergaer	2017	2,544	47.7	2.9	11.8					85.3	
	2012	2,244	42.5	2.6	19.2					78.2	
Pennard	2017	2,198	59.0	31.5	24.9					43.6	
	2012	2,208	52.3	18.3	11.4	3.0	10.1			57.1	
Penyrheol	2017	4,276	39.9	23.2	58.4		18.4				
	2012	4,380	34.2		65.5		21.9			12.6	
Pontardulais	2017	4,808	41.4	15.7	38.2			8.0		38.1	
	2012	5,006	39.0	7.4	49.7					42.9	
St Thomas	2017	5,383	30.3	14.2	76.6			9.2			
	2012	5,421	29.9	4.2	64.0					31.8	
Sketty	2017	10,783	44.6	26.5	25.9	25.5	11.9			10.2	
	2012	12,027	38.0	18.5	23.5	33.9	9.6			10.9	3.6
Townhill By-election	2017	5,805	26.4	14.6	61.9		14.4				9.2
	2015			5.0	61.9	2.9	5.5	18.2	4.5		2.0
	2012	6,180	25.7	4.4	70.5	11.5				13.6	
Uplands By-election	2017	9,027	37.8	7.0	30.7	9.5			10.3		42.3
	2014			7.5	26.1	10.5	5.1		8.8	32.8	9.2
	2012	11,044	26.8	9.6	39.2	32.8			18.5		
Upper Loughor	2017	2,131	42.5	26.0	70.7						3.3
	2012	2,208	35.8		63.0	20.9	16.0				
West Cross	2017	5,119	48.9	41.7	45.1			5.5	7.7		
	2012	5,311	38.9	36.2	63.8						

Torfaen

LAB
HOLD



Results dashboard

Abersychan 1	Abersychan 2	Abersychan 3	Blaenavon 1	Blaenavon 2	Blaenavon 3	Brynwern
Coed Eva	Croesyceiliog N. 1	Croesyceiliog N. 2	Croesyceiliog S.	Cwmynyscoy	Fairwater 1	Fairwater 2
Greenmeadow 1	Greenmeadow 2	Llantarnam 1	Llantarnam 2	Llanyrafon East	Llanyrafon West	New Inn 1
New Inn 2	New Inn 3	Panteg 1	Panteg 2	Panteg 3	Pontnewydd 1	Pontnewydd 2
Pontnewydd 3	Pontnewynydd	Pontypool	St Cadoc's	St Dial's 1	St Dial's 2	Snatchwood
Trevethin 1	Trevethin 2	Two Locks 1	Two Locks 2	Two Locks 3	Upper Cwmbran 1	Upper Cwmbran 2
Upper Cwmbran 3	Wainfelin					

Gains and losses

	Gained	Lost
Labour	6 Coed Eva Fairwater (1 seat) Llantarnam (1 seat) Panteg (1 seat) Pontnewynydd Pontypool	6 Abersychan (2 seats) Blaenavon (1 seat) Greenmeadow (1 seat) Snatchwood Trevethin (1 seat)
Plaid Cymru		2 Coed Eva Fairwater (1 seat)
Independent	6 Abersychan (2 seats) Blaenavon (1 seat) Greenmeadow (1 seat) Snatchwood Trevethin (1 seat)	4 Llantarnam (1 seat) Panteg (1 seat) Pontnewynydd Pontypool

council historic results

	Conservatives		Labour		Liberal Dem		Plaid Cymru		UKIP		Independents		Others	
	Seats	%votes	Seats	%votes	Seats	%votes	Seats	%votes	Seats	%votes	Seats	%votes	Seats	%votes
17	4	21.4	29	40.8	0	0.0	0	3.6	0	4.7	11	28.9	0	0.5
12	4	10.7	29	38.7	0	1.2	2	11.0	0	1.0	9	36.5	0	0.9
08	5	11.7	18	34.1	1	3.4	3	7.8	0	0.0	13	30.6	4	12.3
04	1	10.1	34	43.9	2	9.0	0	5.2	0	0.0	7	27.7	0	4.0
99	1	5.5	39	54.9	1	16.0	0	6.2	0	0.0	3	13.8	0	3.6
95	1	2.8	57	49.9	7	20.6	1	3.2	0	0.0	7	12.7	0	3.1

St Dial's

Current constituency: Torfaen
Proposed constituency: Torfaen



Year	MP	Party	Count	%	Change
2017	*Elizabeth Haynes	Ind	643	53.5	+ 8.8
2012	Fay Jones	Lab	415	34.5	+ 9.3
2008	Kebba Manneh	Lab	414	34.4	+11.6
2004	John L. Taylor	Con	290	24.1	

Snatchwood

Current constituency: Torfaen
Proposed constituency: Torfaen



Year	MP	Party	Count	%	Change
2017	Gwyn T. Jenkins	Ind	319	50.5	
2012	*Barry M. Taylor	Lab	313	49.5	- 8.8

Trevethin

Current constituency: Torfaen
Proposed constituency: Torfaen



Year	MP	Party	Count	%	Change
2017	Matt Ford	Lab	424	57.1	- 0.2
2012	Louise Sheppard	Ind	400	53.9	
2008	*Lewis W. Jones	Lab	372	50.1	+ 3.7
2004	Paul R. Hale	Ind	289	38.9	

Two Locks

Current constituency: Torfaen
Proposed constituency: Torfaen

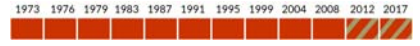


Year	MP	Party	Count	%	Change
2017	*Colette A. Thomas	Lab	807	50.9	+ 9.0
2012	*Ronald A. Burnett	Ind	787	49.6	+18.6
2008	Peter R. Jones	Lab	572	36.1	+ 4.5
2004	Lawrence Smith-Higgins	Lab	567	35.7	+ 4.8
2000	Matthew L. Powell	Con	478	30.1	+20.8
1996	Lorraine D. Hobin	Ind	437	27.5	+ 8.1
1992	Lewis N. Williams	Con	367	23.1	+16.5
1988	Keith Jones	Ind	322	20.3	+ 8.0



Upper Cwmbbran

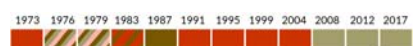
Current constituency: Torfaen
Proposed constituency: Torfaen



Year	MP	Party	Count	%	Change
2017	*Robert D. Kemp	Ind	802	50.8	+26.9
2012	Steven Evans	Lab	502	31.8	+ 8.6
2008	Kathy Evans	Lab	394	25.0	+ 3.7
2004	Carrie Powell	Lab	321	20.3	+ 3.4
2000	Steven Bonera	Ind	268	17.0	
1996	Paul B. Hughes	UKIP	207	13.1	
1992	Leanne E. Murray	Con	202	12.8	
1988	Yvonne Balakrishnan	PC	131	8.3	- 0.3
1984	Steven O. Jenkins	Grn	98	6.2	

Wainfelin

Current constituency: Torfaen
Proposed constituency: Torfaen




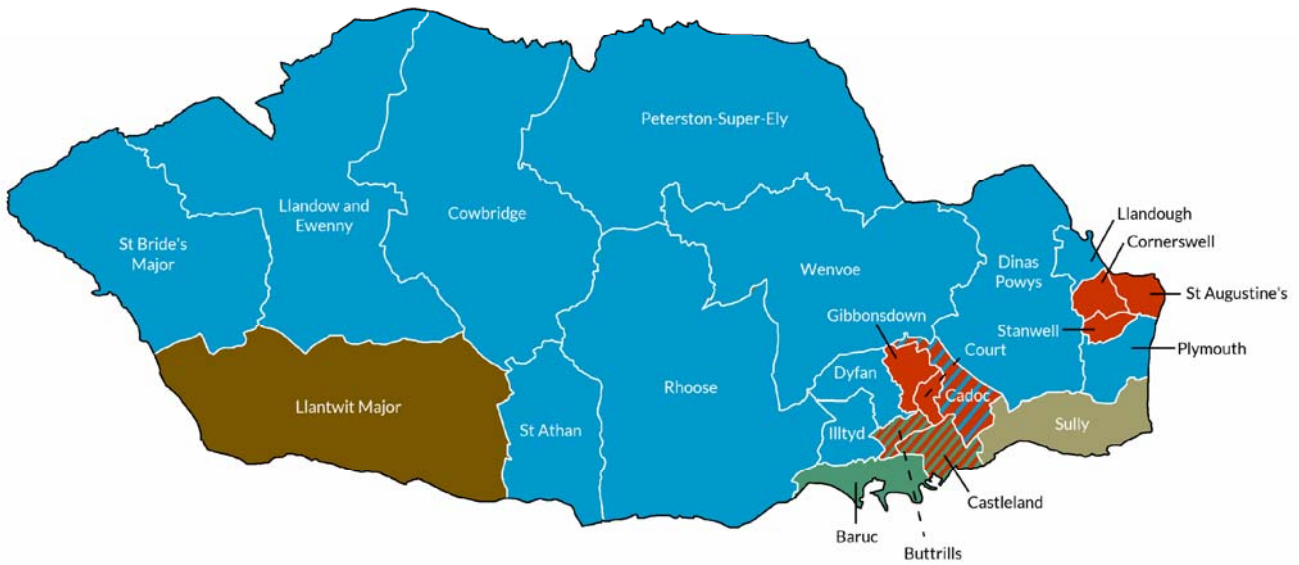
Year	MP	Party	Count	%	Change
2017	*Mike Jeremiah	Ind	305	47.3	- 5.3
2012	Bob Rogers	Lab	195	30.2	+ 2.1
2008	Dennis W. May	UKIP	145	22.5	

Summary of results: Torfaen

	Year	Elec	%Poll	Con	Lab	LD	Plaid	UKIP	Green	Ind	Other
Abersychan	2017	4,943	42.4	15.7	34.3					50.0	
	2012	5,167	35.9		45.8		13.7		9.6	30.9	
Blaenavon	2017	4,455	38.0	7.7	30.8		20.5	7.4		33.6	
	2012	4,429	41.3		36.8	11.1				36.8	5.2
Brynwern	2017	1,293	41.5		45.6			12.7		41.7	
	2012	1,332	40.8		58.7		6.8			34.4	
Coed Eva	2017	1,879	34.0		62.6					37.4	
	2012	1,712	35.1	7.7	19.7		50.1			22.5	
Croesyceiliog North By-election	2017	2,761	39.1	42.9	57.1						
	2014	2,695	18.6	11.1	45.8		2.6	24.6		15.9	
Croesyceiliog South	2017	2,743	40.6	16.5	59.3					24.2	
	2012	1,461	43.1	45.6	54.4						
Cwmynyscoy	2017	1,467	40.6	14.6	51.1		2.5	9.1		22.7	
	2012	1,017	33.8		56.1			43.9			
Fairwater	2017	1,059	49.0	1.7	52.9		1.9			43.4	
	2012	3,953	33.7	16.2	32.5		21.8	8.6		20.9	
Greenmeadow	2017	4,047	31.4		36.5		40.8			22.7	
	2012	2,015	34.9		49.1					50.9	
Llantarnam	2017	2,885	30.9		53.8					46.2	
	2012	4,368	40.7	22.3	39.2					35.2	3.2
Llantarnam	2017	4,129	38.0	30.9	31.0					38.1	
	2012	1,776	46.6	72.5	27.5						
Llanyrafon East and Ponthir Llanyrafon South	2017	2,248	39.5	49.6	35.7					14.7	
	2012	1,944	40.7	38.9	61.1						
Llanyrafon West Llanyrafon North	2017	1,592	43.9	8.2	69.6					22.3	
	2012	4,823	40.8	54.0	30.3					15.7	
New Inn	2017	4,825	41.0	53.1	36.2		10.7				
	2012	5,805	38.2	30.6	52.8			16.6			
Panteg	2017	5,670	39.0	9.4	34.0	5.0	15.2			30.6	
	2012	4,768	34.2	27.7	40.9					31.4	
Pontnewydd	2017	4,744	31.3	11.3	44.0		22.7			21.9	
	2012	1,093	34.6		38.4			14.0		47.6	
Pontnewynydd	2017	1,105	35.4		29.9		2.3			67.8	
	2012	1,411	40.9		37.8			10.4		52.0	
Pontypool	2017	1,423	42.0		35.9		12.0			52.1	
	2012	1,288	40.2	12.4	44.8		27.5	15.3			
St Cadog's and Penygarn	2017	1,146	44.7		42.3		18.2			39.5	
	2012	3,022	35.6	24.1	22.4					53.5	
St Dial's	2017	2,837	35.9		30.7		14.7			54.6	
	2012	1,834	34.9		49.5					50.5	
Snatchwood	2017	1,610	36.6		58.3			8.7		33.0	
	2012	2,443	33.3		53.6					46.4	
Trevethin	2017	2,366	30.8		52.3		18.0			29.8	
	2012	4,715	36.9	26.6	40.9					32.5	
Two Locks	2017	4,679	37.9	9.9	44.9		12.0			33.2	
	2012	4,232	30.4	12.8	25.7		8.3	13.1	6.2	33.9	
Upper Cwmbran	2017	4,013	31.4		41.5		15.7			42.7	
	2012	1,810	36.1		30.2			22.5		47.3	
Wainfelin	2017	1,889	37.6		28.1					71.9	
	2012										

Vale of Glamorgan

NOC
no change



Results dashboard

Baruc 1	Baruc 2	Buttrills 1	Buttrills 2	Cadoc 1	Cadoc 2	Cadoc 3
Castleland 1	Castleland 2	Cornerswell 1	Cornerswell 2	Court 1	Court 2	Cowbridge 1
Cowbridge 2	Cowbridge 3	Dinas Powas 1	Dinas Powas 2	Dinas Powas 3	Dinas Powas 4	Dyfan 1
Dyfan 2	Gibbonsdown 1	Gibbonsdown 2	Illtyd 1	Illtyd 2	Illtyd 3	Llandough
Llandow & Ewenny	Llantwit Major 1	Llantwit Major 2	Llantwit Major 3	Llantwit Major 4	Peterston	Plymouth 1
Plymouth 2	Rhoose 1	Rhoose 2	St Athan	St Augustine's 1	St Augustine's 2	St Bride's Major
Stanwell 1	Stanwell 2	Sully 1	Sully 2	Wenvoe		

Gains and losses

	Gained	Lost
Conservatives	12 Cadoc (1 seat) Dinas Powys (4 seats) Dyfan (2 seats) Illtyd (3 seats) Llandough Rhoose (1 seat)	
Labour	1 Court (1 seat)	9 Buttrills (1 seat) Cadoc (1 seat) Castleland (1 seat) Dyfan (2 seats) Illtyd (3 seats) Llandough
Plaid Cymru	2 Buttrills (1 seat) Castleland (1 seat)	4 Dinas Powys (4 seats)
UK Independence Party		1 Sully
Independent	1 Sully	2 Court (1 seat) Rhoose (1 seat)

council historic results

	Conservatives		Labour		Liberal Dem		Plaid Cymru		UKIP		Independents		Others	
	Seats	%votes	Seats	%votes	Seats	%votes	Seats	%votes	Seats	%votes	Seats	%votes	Seats	%votes
17	23	39.4	14	27.4	0	1.5	4	13.8	0	0.2	2	10.3	4	7.3
12	11	31.1	22	34.8	0	0.5	6	15.4	1	1.6	3	10.2	4	6.3
08	25	43.4	13	26.5	0	2.1	6	20.9	0	0.0	0	1.5	3	5.6
04	20	36.2	16	29.0	0	3.9	8	19.2	0	0.0	3	9.7	0	2.0
99	23	36.0	18	35.2	0	6.5	6	19.4	0	0.0	0	2.7	0	0.2
95	6	26.8	36	46.1	0	6.5	5	13.3	0	0.0	0	4.5	0	2.9

Peterston-Super-Ely

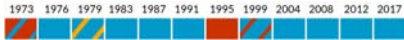
Current constituency: Vale of Glamorgan
Proposed constituency: Vale of Glamorgan East



Michael J.G. Morgan	Con	734	78.1	+ 3.6
Eleri Cabbage	Lab	206	21.9	- 3.6

Plymouth

Current constituency: Cardiff South and Penarth
Proposed constituency: Vale of Glamorgan East



Ben Gray	Con	894	29.8	- 20.5
Kathryn F. McCaffer	Con	796	26.5	- 23.8
Angela Thomas	Lab	643	21.4	- 10.6
Anthony Ernest	Ind	505	16.8	
*Clive Williams	Ind	443	14.7	
Victoria Humphries	Ind	302	10.1	
Tony Cooke	Grn	288	9.6	
Geraint W. Jones	LD	256	8.5	+ 0.3
Gareth Clubb	PC	240	8.0	- 2.8
Roger W. Pinkham	LD	169	5.6	

Rhose

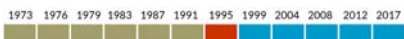
Current constituency: Vale of Glamorgan
Proposed constituency: Vale of Glamorgan East



Matthew Lloyd	Con	1,097	43.1	+ 8.8
Gordon Kemp	Con	1,067	42.0	+11.2
*Adam P. Riley	Ind	809	31.8	
Graham Loveluck-Edwards	Lab	587	23.1	- 7.1
Samantha A. Campbell	Ind	565	22.2	
Daniel D. Parrott	LD	187	7.4	

St Athan

Current constituency: Vale of Glamorgan
Proposed constituency: Bridgend and Vale of Glamorgan West



*John W. Thomas	Con	566	57.2	- 1.1
Julie Lynch-Wilson	Lab	349	35.3	- 6.4
David A. Elston	Pirate	75	7.6	

St Augustine's

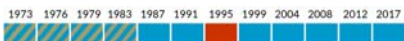
Current constituency: Cardiff South and Penarth
Proposed constituency: Vale of Glamorgan East



Ruba Sivagnanam	Lab	967	38.5	- 7.3
Neil C. Thomas	Lab	827	33.0	- 7.3
Martin J. Turner	Con	737	29.4	- 2.7
Wendy E. Van Den Brom	Con	633	25.2	- 6.5
Anthony Slaughter	Grn	436	17.4	+ 2.9
Paul Church	Ind	312	12.4	
Anne Greagsby	PC	288	11.5	+ 0.3
Aled Thomas	PC	217	8.6	- 1.4
Graham Humphries	Ind	186	7.4	
Gareth Snaith	Grn	157	6.3	- 8.2
Robin Lynn	LD	138	5.5	
Heath J. Marshall	LD	121	4.8	

St Bride's Major

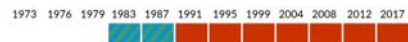
Current constituency: Vale of Glamorgan
Proposed constituency: Bridgend and Vale of Glamorgan West



Stewart T. Edwards	Con	865	75.1	+22.1
Andrew Hennessy	Lab	287	24.9	- 3.1

Stanwell

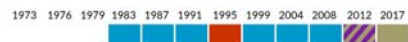
Current constituency: Cardiff South and Penarth
Proposed constituency: Vale of Glamorgan East



Lis Burnett	Lab	704	44.7	- 15.2
Mark R. Wilson	Lab	631	40.1	- 18.4
Natalie Williams	Con	402	25.5	- 2.3
Ben Driscoll	Con	388	24.6	- 1.8
Anthony J. Harris	Ind	198	12.6	
Paul Beswick	Grn	178	11.3	
Sandy Clubb	PC	139	8.8	- 4.9

Sully


Current constituency: Cardiff South and Penarth
Proposed constituency: Vale of Glamorgan East



*Bob Penrose	Ind	904	44.8	+ 8.2
*Kevin P. Mahoney	Ind	782	38.8	
Rod Thomas	Con	763	37.8	+18.4
Chris Thorne	Con	726	36.0	+21.7
Laura Rochefort	Lab	293	14.5	+ 0.7
John Rimington	Grn	137	6.8	

Wenvoe

Current constituency: Vale of Glamorgan
Proposed constituency: Vale of Glamorgan East



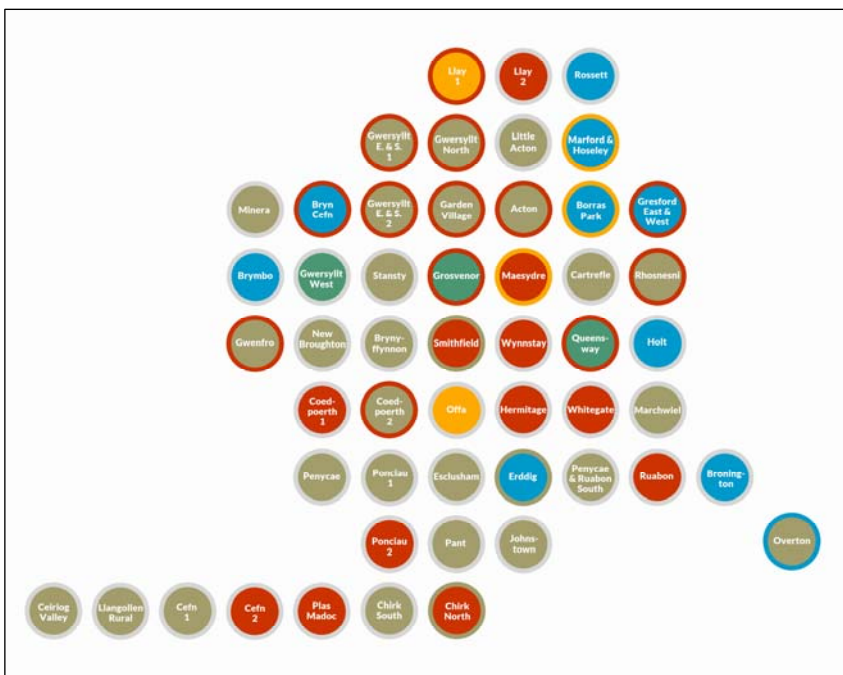
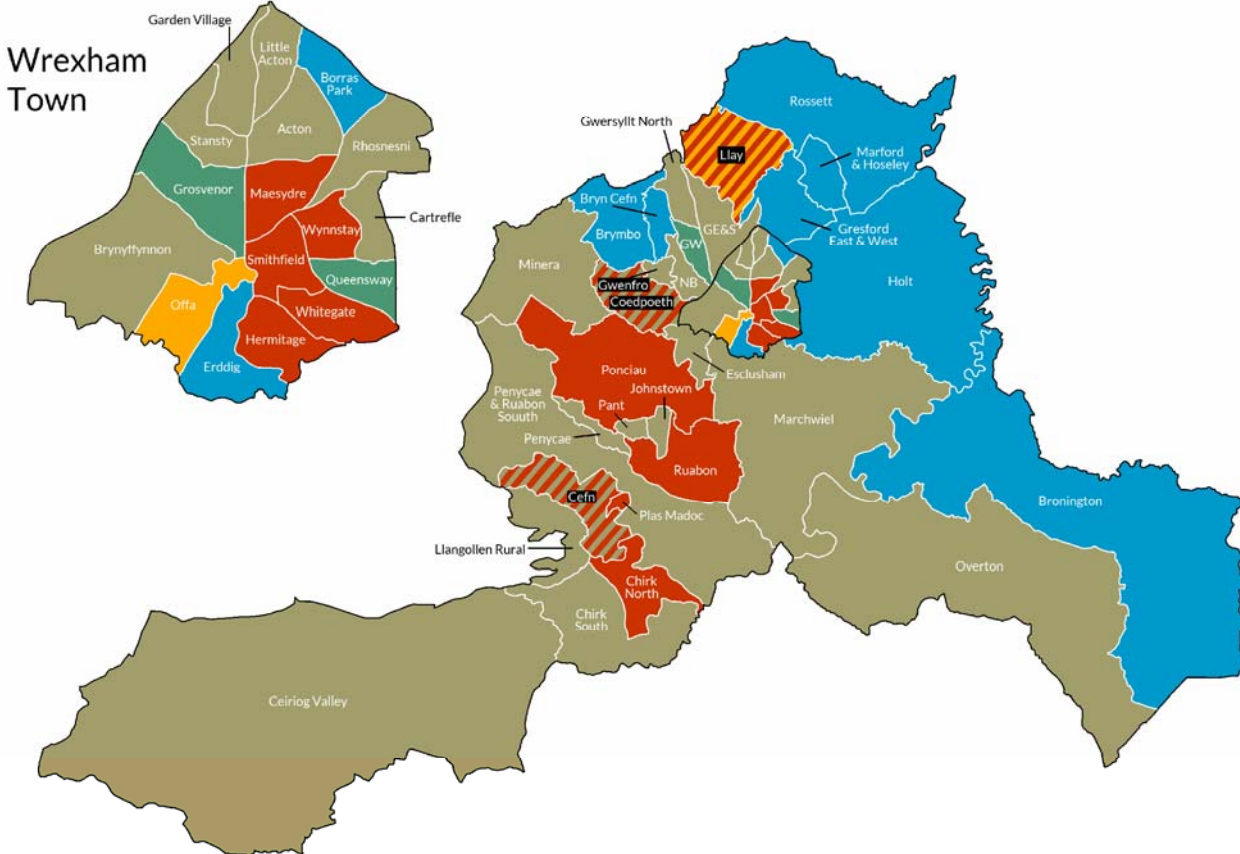
*Jonathan C. Bird	Con	753	57.8	- 15.6
Sian F. Brooks	Lab	195	15.0	- 11.6
Ian A.N. Perry	PC	190	14.6	
Russell R. Godfrey	Ind	165	12.7	

Summary of results: Vale of Glamorgan

	Year	Elec	%Poll	Con	Lab	LD	Plaid	UKIP	Green	Ind	Other
Baruc	2017	5,285	49.8	35.8	23.1		41.1				
	2012	4,843	43.7	22.4	21.8		35.1			20.6	
Buttrills By-election	2017	4,390	41.3	22.8	38.7		38.5				
	2012			7.4	41.4		44.5			6.7	
	2012	4,359	34.0	13.2	49.6		28.1			9.2	
Cadoc	2017	7,061	34.1	37.5	40.5		16.8				5.1
	2012	7,216	30.1	19.8	50.4		12.7			17.1	
Castleland	2017	3,224	37.8	12.2	36.5		37.0		11.4		2.9
	2012	3,280	36.5	7.0	61.0		32.0				
Cornerswell	2017	4,050	47.9	32.0	39.2	7.6	15.0		6.2		
	2012	3,948	37.8	24.4	51.6	4.1	19.9				
Court	2017	3,160	36.3	16.4	44.7				8.0		30.8
	2012	3,263	34.1	8.6	45.2		10.1				36.1
Cowbridge	2017	4,097	55.9	51.6	16.7		11.7				20.1
	2012	5,101	46.9	47.2	32.6		20.2				
Dinas Powys	2017	6,217	57.9	42.5	13.6		31.4				12.6
	2012	6,188	51.8	34.6	18.6		46.8				
Dyfan	2017	4,138	44.2	48.7	38.1		13.2				
	2012	3,951	42.1	38.8	52.7		8.5				
Gibbonsdown	2017	3,793	30.4	25.0	59.6		15.4				
	2012	3,968	33.5	8.3	62.0		6.0			23.7	
Illtyd	2017	6,065	47.0	51.1	34.3		14.6				
	2012	6,148	35.7	27.4	37.8		11.4			23.4	
Llandough	2017	1,501	59.1	60.2	36.4				3.5		
	2012	1,505	42.1	28.4	59.7		11.8				
Llandow and Ewenny	2017	2,204	52.7	76.0	24.0						
	2012	2,102	47.4	58.3	22.1		19.5				
Llantwit Major By-election	2017	7,839	48.7	27.9	16.9			2.5		6.4	46.1
	2014			40.7	15.2		3.8				40.3
	2012	8,156	39.3	22.0	14.7		7.3				56.0
Peterston-Super-Ely	2017	1,885	51.2	78.1	21.9						
	2012	1,767	50.1	74.5	25.5						
Plymouth	2017	4,577	53.8	28.1	21.4	7.0	8.0		9.6		25.9
	2012	4,570	40.9	49.6	31.6	8.1	10.7				
Rhoose Byelection	2017	5,444	45.7	42.5	23.1	7.4					27.0
	2016			25.4	19.6	1.2	5.1				48.7
	2012	5,147	37.6	33.7	29.6						36.7
St Athan	2017	2,572	38.6	57.2	35.3						7.6
	2012	2,526	29.9	58.3	41.7						
St Augustine's	2017	5,213	49.8	27.3	35.7	5.1	10.1		11.8		9.9
	2012	4,906	38.1	31.0	44.2		10.8		14.0		
St Bride's Major	2017	2,274	51.4	75.1	24.9						
	2012	2,125	43.2	53.0	28.0				19.0		
Stanwell	2017	3,240	43.8	25.0	42.4		8.8		11.3		12.6
	2012	3,245	33.9	27.4	59.1		13.5				
Sully	2017	3,708	52.2	36.9	14.5				6.8		41.8
	2012	3,579	43.9	18.9	13.5		6.0				35.7
Wenvoe	2017	2,408	53.9	57.8	15.0		14.6				12.7
	2012	2,142	38.9	73.4	26.6						

Wrexham

NOC
no change



Results dashboard

Acton	Borras Park	Bronington	Brymbo	Bryn Cefn	Brynnffynnon	Cartrefle
Cefn 1	Cefn 2	Ceiriog Valley	Chirk North	Chirk South	Coedpoeth 1	Coedpoeth 2
Erddig	Esclusham	Garden Village	Gresford E. & W.	Grosvenor	Gwenfro	Gwersyllt E. & S. 1
Gwersyllt E. & S. 2	Gwersyllt North	Gwersyllt West	Hermitage	Holt	Johnstown	Little Acton
Llangollen Rural	Llay 1	Llay 2	Maesydre	Marchwiell	Marford & Hoseley	Minera
New Broughton	Offa	Overton	Pant	Penycae	Penycae & Ruabon	Plas Madoc
Ponciau 1	Ponciau 2	Queensway	Rhosnesni	Rossett	Ruabon	Smithfield
Stansty	Whitegate	Wynnstay				

Gains and losses

	Gained		Lost	
Conservatives	5	Borras Park Bryn Cefn Erddig Gresford East and West Marford and Hoseley	1	Overton
Labour	3	Chirk North Maesydre Smithfield	14	Acton Bryn Cefn Coedpoeth (1 seat) Garden Village Gresford East and West Grosvenor Gwenfro Gwersyllt East and South (2 seats) Gwersyllt North Llay (1 seat) Queensway Rhosnesni Stansty
Liberal Democrats	1	Llay (1 seat)	3	Borras Park Maesydre Marford and Hoseley
Plaid Cymru	2	Grosvenor Queensway		
Independent	10	Acton Coedpoeth Garden Village Gwenfro Gwersyllt East and South (2 seats) Gwersyllt North Overton Rhosnesni Stansty	3	Chirk North Erddig Smithfield

council historic results

	Conservatives		Labour		Liberal Dem		Plaid Cymru		UKIP		Independents		Others	
	Seats	%votes	Seats	%votes	Seats	%votes	Seats	%votes	Seats	%votes	Seats	%votes	Seats	%votes
17	9	17.5	12	23.6	2	8.7	3	6.7	0	0.2	26	42.8	0	0.6
12	5	13.3	23	39.9	4	12.3	1	6.9	0	0.2	19	27.1	0	0.3
08	5	12.4	11	27.7	12	21.5	4	3.5	0	0.0	20	32.9	0	1.9
04	3	4.4	18	31.1	11	19.3	0	1.4	0	0.0	19	32.2	1	11.6
99	4	7.2	26	38.6	7	12.4	0	4.0	0	0.0	10	29.3	5	8.5
95	3	7.7	33	48.0	4	12.6	0	4.5	0	0.0	8	21.1	3	6.1

Sandfields East

Neath Port Talbot, 30 October 2014
Caused by the death of Cllr Mike Davies, Lab

Matthew Crowley	Lab	641	61.1	+30.9
Keith Suter	UKIP	361	34.4	
Richard Minshull	Con	47	4.5	

Uplands

Swansea, 20 November 2014
Caused by disqualification of Cllr Pearleen Sangha, Lab

Peter May	Ind	671	32.8
Fran Griffiths	Lab	533	26.1 - 13.1
Janet Thomas	LD	215	10.5 - 22.3
Ashley Wakeling	Grn	179	8.8 - 9.7
Pat Dwan	S Ind	158	7.7
Josh Allard	Con	154	7.5 - 2.1
Rhydian Fitter	PC	104	5.1
Ronnie Job	TUSC	31	1.5

Trelech

Carmarthenshire, 11 December 2014
Caused by the resignation of Cllr William Thomas, Ind

Jean Lewis	PC	598	68.3	+33.6
Hugh Phillips	Ind	181	20.7	
Selwyn Runnett	LD	96	11.0 - 3.4	

Bowydd and Rhiw

Gwynedd, 18 December 2014
Caused by the resignation of Cllr Paul Thomas, PC

Annwen Daniels	PC	Unop
-----------------------	-----------	-------------

Hengoed

Carmarthenshire, 19 February 2015
Caused by the death of Cllr George Edwards

Penny Edwards	Lab	335	33.2	+ 7.0
Martin Davies	PC	313	31.0	+ 6.6
Bramwell Richards	UKIP	152	15.0	
Wynford Samuel	PF	80	7.9	- 18.2
Edward Skinner	Ind	76	7.5	
Stephen Davies	Con	54	5.3	

Rhyl South West

Denbighshire, 19 March 2015
Caused by the death of Margaret McCarroll, Lab

Peter Prendergast	Lab	474	63.6	+ 2.7
Melanie Jones	Con	131	17.6	+ 8.7
David Wilmot	PC	62	8.3	
Diana Hannam	Ind	52	7.0	
David Dear	LD	26	3.5	- 1.9

Llantwit Major

Vale of Glamorgan, 26 March 2015
Caused by the death of Cllr Keith Geary, LF

Tony Bennett	Con	1,016	40.7	+18.7
Mick Mason	LF	1,004	40.3	- 15.7
Jack Hawkins	Lab	379	15.2	+ 0.5
Wynford Bellin	PC	95	3.8	- 3.5

Cadnant

Gwynedd, 2 April 2015
Caused by the death of Cllr Huw Edwards, PC

Glyn Thomas	Lab	233	34.2	- 6.1
Glyn Tomos	PC	185	27.1	- 32.6
Jason Parry	LG	148	21.7	
Maria Sarnacki	Ind	94	13.8	
David Hibbert	Con	22	3.2	

Newcastle

Bridgend, 7 May 2015
Caused by the resignation of Cllr Christina Rees, Lab

Neelo Farr	Lab	1,164	44.3	- 17.6
Alex Williams	Con	938	35.7	- 2.4
Hazel Kendall	UKIP	526	20.0	

Caergwrlle

Flintshire, 7 May 2015
Caused by the death of Cllr Stella Jones, Lab

David Healey	Lab	380	44.8	- 34.1
Christine Cunnah	Ind	246	29.0	
Jacqueline Hurst	PC	84	9.9	
Patrick Heesom	Ind	72	8.5	
David Chamberlain-Jones	Con	67	7.9	

Gurnos

Merthyr Tydfil, 7 May 2015
Caused by the death of Cllr David Jarrett, Lab

Mike O'Neill	Lab	706	40.5	+15.2
Gregory Canavan	Ind	698	40.0	+22.1
Lee Davies	Ind	340	19.5	

Town

Merthyr Tydfil, 7 May 2015
Caused by the resignation of Cllr Graham Davies, Lab

Sian Slater	Lab	2,182	66.0	+34.7
Bob Griffin	LD	1,126	34.0	+19.0

Cwmllynfell

Neath Port Talbot, 7 May 2015
Caused by the death of Cllr Clifford Richards, Lab

Kris Lloyd	Lab	365	57.1	- 18.9
Meirion Jordan	PC	222	34.7	+10.7
Jude Bailey-Murfin	Grn	52	8.1	



Cockett

Swansea, 7 May 2015
Caused by the resignation of Cllr Mitchell Theaker, Lab

Elliott King	Lab	2,741	44.2	- 4.4
Dai Lloyd	PC	1,345	21.7	- 0.6
Rebecca Singh	Con	899	14.5	+ 9.7
Nicola Holley	LD	776	12.5	- 5.6
Mike Whittall	Grn	314	5.1	
Dave Phillips	TUSC	128	2.1	

Morrison

Swansea, 7 May 2015
Caused by the resignation of Cllr John Davies, Lab

Ceri Evans	Lab	3,988	55.6	+ 4.9
Thomas Morgan	Con	1,469	20.5	+10.7
Dic Jones	PC	1,344	18.7	+ 3.1
John Jenkins	LD	372	5.2	- 1.7

Townhill

Swansea, 7 May 2015
Caused by the resignation of Cllr Nick Bradley, Lab

Cyril Anderson	Lab	1,773	61.9	- 8.6
Tim Orr	UKIP	523	18.2	
Patrick Powell	PC	159	5.5	
Tom Giffard	Con	143	5.0	+ 0.6
Kevin Searley	Grn	130	4.5	
Michael O'Carroll	LD	82	2.9	- 8.6
Owen Herbert	TUSC	56	2.0	

Pentrych

Cardiff, 30 June 2015
Caused by the resignation of Craig Williams MP, Con

Gavin John	Con	561	40.2	- 14.2
Hywel Wigley	PC	543	39.0	+26.9
Paul Fisher	Lab	234	16.8	- 12.3
Munawar Mughal	Ind	24	1.7	
Ruth Osner	Grn	22	1.6	- 1.2
Cadan ap Tomos	LD	10	0.7	- 0.9

Prestatyn East

Denbighshire, 16 July 2015
Caused by the resignation of James Davies MP, Con

Anton Sampson	Con	528	50.9	+17.3
Ken Wells	Lab	373	36.0	+12.7
Mike German	Ind	76	7.3	
Jan Williams	PC	60	5.8	

Llay

Wrexham, 16 July 2015
Caused by the death of Cllr Malcolm Taylor, Lab

Robert Walsh	LD	700	52.2
John Evans	Lab	353	26.3 - 24.8
David Broderick	Ind	124	9.2
Emlyn Phennah	Con	64	4.8
Jeanette Bassford-Barton	UKIP	60	4.5
David Dodd	Ind	41	3.1



Rhoose

Vale of Glamorgan, 30 June 2016
Caused by the death of Cllr Philip Clarke, Ind

Adam Riley	Ind	598	29.2	
Gordon Kemp	Con	520	25.4	- 8.3
Graham Loveluck_Edwards	Lab	401	19.6	- 10.0
Rachel Banner	Ind	399	19.5	
Ian Perry	PC	104	5.1	
Robin Lynn	LD	24	1.2	
James Fyfe	Pirate	4	0.2	

Mostyn

Conwy, 7 July 2016
Caused by the resignation of Cllr Jobi Hold, Lab

Emily Owen	Lab	248	32.5	+ 2.2
Greg Robbins	Con	200	26.2	+ 9.3
Penelope Appleton	LD	126	16.5	+ 7.4
John Thomas	Ind	88	11.5	
John Humberstone	UKIP	75	9.8	
Richard Enston	Ind	27	3.5	

Marchog

Gwynedd, 14 July 2016
Caused by the resignation of Cllr Christopher O'Neill, Ind

Dylan Fernley	Ind	211	65.3	
Luke Tugwell	Lab	112	34.7	+10.6

y Felinheli

Gwynedd, 14 July 2016
Caused by the resignation of Cllr Sian Gwenllian AM, PC

Gareth Griffith	PC	614	92.6	Unop
Andrew Kinsman	Con	49	7.4	

Waunfawr

Gwynedd, 21 July 2016
Caused by the resignation of Cllr Eurig Wyn, PC

Edgar Scott	PC	358	75.8	+18.6
Paul Scott	Lab	114	24.2	

St Julian's

Newport, 28 July 2016
Caused by the death of Cllr Ed Townsend, LD

Carmel Townsend	LD	948	53.7	+11.6
Phil Hourahine	Lab	432	24.4	- 20.4
Andrew Byers	UKIP	156	8.8	
Carol Bader	Con	135	7.6	- 5.5
Chris Priest	PC	71	4.0	
Mirka Virtanen	Grn	25	1.4	



Plasnewydd

Cardiff, 20 September 2016
Caused by the death of Cllr Mohammad Javed, Lab

Robin Rea	LD	1,258	48.1	+15.4
Peter Wong	Lab	910	34.8	- 2.0
Glenn Page	PC	177	6.8	- 5.3
Munawar Mughal	Con	115	4.4	- 1.2
Michael Cope	Grn	93	3.6	- 9.2
Lawrence Gwynn	UKIP	62	2.4	



Cilycwm

Carmarthenshire, 22 September 2016
Caused by the death of Cllr Tom Theophilus, Ind

Dafydd Tomos	PC	201	27.8	
Thomas Davies	Ind	151	20.9	
Maria Carroll	Lab	123	17.0	
Matthew Paul	Ind	106	14.7	
Jacqui Thompson	PF	64	8.9	
Catherine Nakiely	LD	62	8.6	
Steven Holmes	Con	15	2.1	- 17.1



Brynmawr

Blaenau Gwent, 29 September 2016
Caused by the death of Cllr John Hopkins, Ind

Wayne Hodgins	Ind	1,085	80.1	
Julian Gardner	Lab	270	19.9	- 0.3

Gilfach

Caerphilly, 6 October 2016
Caused by the resignation of Cllr Harry Andrews, Lab

Lindsey Harding	Lab	254	57.9	- 28.0
Ken Houston	PC	150	34.2	
Glenys Griffiths	UKIP	28	6.4	
Andrew Creak	Grn	7	1.6	

Risca East

Caerphilly, 6 October 2016
Caused by resignation of Cllr Rhianon Passmore AM, Lab

Arianna Passmore	Lab	400	58.9	+14.5
Matthew Farrell	PC	120	17.7	+ 7.7
Joe Smyth	UKIP	117	17.2	
Matthew Kidner	LD	42	6.2	

Abergele Pensarn

Conwy, 20 October 2016
Caused by the resignation of Cllr Rick Stubbs, Lab

Alan Hunter	Ind	170	31.5	
Michael D. Smith	Ind	146	27.1	
David J. Hancock	Lab	136	25.2	- 29.9
Bernice A. McLoughlin	Con	87	16.1	- 3.5



Blaengwrach

Neath Port Talbot, 20 October 2016
Caused by the death of Cllr Alf Siddley, Lab

Carolyn Edwards	PC	225	48.0	+ 3.6
Sarah A. Price	Lab	143	30.5	- 25.1
Thomas J. Evans	Ind	58	12.4	
Richard H. Pritchard	UKIP	39	8.3	
Peter D. Crocker-Jaques	Con	4	0.9	

Rhyl West

Denbighshire, 27 October 2016
Caused by the resignation of Cllr Ian Armstrong

Alan James	Lab	199	48.0	- 2.3
Leslie Harker	Con	93	22.4	+ 8.3
Norman Shone	Ind	55	13.3	
Mark Webster	Ind	42	10.1	
Keith Kirwan	LD	26	6.3	

Gibbonsdown

Vale of Glamorgan, 3 November 2016
Caused by the resignation of Cllr Rob Curtis, Lab

Julie Aviet	Lab	404	47.9	- 2.3
Shirley Hodges	PC	161	19.1	+14.3
Dennis Harkus	Ind	113	13.4	- 5.8
Leighton Rowlands	Con	104	12.3	+ 5.6
Robin Hunter-Clarke	UKIP	54	6.4	
Jennifer Geroni	LD	7	0.8	

Grangetown

Cardiff, 3 November 2016
Caused by the death of Cllr Chris Lomax, Lab

Tariq Awan	PC	1,163	41.1	+ 7.6
Maliika Kaaba	Lab	1,049	37.1	- 3.1
Michael Bryan	Con	287	10.2	+ 3.4
Asghar Ali	LD	187	6.6	- 4.6
Richard Lewis	UKIP	141	5.0	



Welshpool Llanerchydol

Powys, 15 December 2016
Caused by the death of Cllr Ann Holloway, Ind

Graham Breeze	Ind	323	48.9	
Richard Church	LD	212	32.1	- 17.7
Ruth Canning	Con	126	19.1	

Index of candidates

A

Ab Elis, Rhys G. (PC) Stow Hill, Newport
Ab Owen, Rhys (PC) Canton, Cardiff
Abdul, Mozid (UKIP) Landore, Swansea
Abedalkarim, Fadhel (Lab) Ynysawdre, Bridgend
Abraham, Andrew (UKIP) Hirwaun, Rhondda CT
Abuzaid, Diana R. (Con) Llandaff N., Cardiff
Ackerman, Lyn (PC) Ynysyddu, Caerphilly
Adam, Nasir (PC) Butetown, Cardiff
Adams, Bill (Ind) Llanhilleth, Blaenau
Adams, David W. (Lab) Larkfield, Monmouthshire
Adams, Jamie (Ind) Camrose, Pembrokeshire
Adams, Mark (Lab) Tylorstown, Rhondda CT
Adams, Michael (Lab) Pontllanfraith, Caerphilly
Adams, Mike (LD) Bronington, Wrexham
Adams, Peter J. (Ind) Kilgetty, Pembrokeshire
Adams-Lewis, Thomas J. (PC) Aberteifi Mwlidan, Ceredigion
Adamson, Peter A.G. (Lab) Six Bells, Blaenau
Addey, Tom (Lab) Quarter Bach, Carmarthenshire
Ahmed, Ali (Lab) Cathays, Cardiff
Ahmed, Manzoor (LD) Plasnewydd, Cardiff
Ahmed, Molik M. (LD) Riverside, Cardiff
Akhtar, Fozia (Lab) Llwynhendy, Carmarthenshire
Alderton, Nick (PC) Bryncethin, Bridgend
Aldworth, Liz (Lab) Bedwas, Caerphilly
Alexander, Myfanwy C. (Ind) Banwy, Powys
Alfonso Robledo, Jessica (PC) St Cattwg, Caerphilly
Ali, Asghar J. (LD) Penylan, Cardiff
Ali, Dilwar (Lab) Llandaff N., Cardiff
Ali, Masudah (Lab) Llanishen, Cardiff
Ali, Mubarak (Con) Victoria, Newport
Ali, Omar A. (Ind) Pillgwenlly, Newport
Ali, Roda (Con) Clydach, Swansea
Ali, Sam (Lab) Pentwyn, Cardiff
Allan, Judith (PC) Llandaff, Cardiff
Allen, Danny (PC) Mountain Ash W., Rhondda CT
Allen, Edwin J. (UKIP) Cwm Clydach, Rhondda CT
Allen, Jackie (Ind) Chirk N., Wrexham
Allen, Sue (Ind) Whitland, Carmarthenshire
Allison, Alex (Lab) Fishguard N.E., Pembrokeshire
Allport, Mike (Ind) Higher Kinnerton, Flintshire
Allsobrook, Dan (PC) Whitchurch, Cardiff
Allsop, Wendy A. (PC) Tonypany, Rhondda CT
Al-Nuaimi, Miqdad (Lab) Stow Hill, Newport
Alsisi, Ahmed (Ind) Riverside, Cardiff
Ambani, Pauline (Con) Adamsdown, Cardiff
Amos, Julian (Ind) Dowlais, Merthyr
Amoss, Linda M. (LD) Ely, Cardiff
Amoss, Peter J. (LD) Rumney, Cardiff
Anderson, Cyril (Lab) Townhill, Swansea
Anderson, Stuart H. (Ind) Kinmel Bay, Conwy
Andrew, Penny (Lab) Pandy, Conwy
Andrews, Carol J. (Lab) Bargoed, Caerphilly
Andrews, Gareth (Lab) Blaengarw, Bridgend
Andrews, Lawrence J.F. (UKIP) Penyrheol, Caerphilly
Andrews, Richard J.W. (Con) Caerleon, Newport
Andrews, Shane P. (Lab) Pontprennau, Cardiff
Andrews, William R.H. (LD) Criccieth, Gwynedd
Angel, Alan P. (PC) Ystrad Mynach, Caerphilly
Anika, Charlene (LD) Castle, Swansea
Anthony, Stephen G. (Con) Croesonen, Monmouthshire
Antippas, Katie (Lab) Llandaff, Cardiff
Ap Dafydd, Illtyd J. (PC) Maesteg E., Bridgend
Ap Dafydd, Steffan (Lab) Aberavon, Neath PT
Ap Gwynfor, Mabon (PC) Llandrillo, Denbighshire
Ap Gwynn, Ellen E. (PC) Ceulanamaesmawr, Ceredigion
Ap Tomos, Cadan (LD) Plasnewydd, Cardiff
Apsley, Bryan (Lab) Llay, Wrexham
Arapis, Michail (LD) Butetown, Cardiff
Armstrong-Braun, Klaus (Ind) Broughton S., Flintshire
Arshid, Amna N. (Con) Alway, Newport
Asghar, Firdaus (Con) Pillgwenlly, Newport
Ash-Edwards, Mike (Lab) Heath, Cardiff

Ashley, Paul I. (Con) Northop, Flintshire
Ashley, Stuart (Lab) Pontnewydd, Torfaen
Ashmore, Aileen (Con) Canton, Cardiff
Ashwin, David J. (PC) Dewstow, Monmouthshire
Aspey, Sean (Ind) Porthcawl W., Bridgend
Astbury, Patricia (Ind) Ruthin, Denbighshire
Atenstaedt, Rob (Ind) Mostyn, Conwy
Atherton, Reg (Ind) Godre'rgraig, Neath PT
Atherton, Sarah E. (Con) Rhosnesni, Wrexham
Atkinson, Andrew (Con) Gresford E., Wrexham
Attridge, Bernie (Lab) Connaught Quay C., Flintshire
Aubrey, Angharad R. (Lab) Coedffranc C., Neath PT
Audley, Gillian (Lab) Denbigh Upper, Denbighshire
Ault, Julia A. (Lab) Carmarthen Town W., Carmarthenshire
Avery, Don (Ind) Laugharne, Carmarthenshire
Aviet, Julie (Lab) Gibbonsdown, Vale of Glamorgan
Awan, Tariq (PC) Grangetown, Cardiff
Axworthy, Janet A. (Con) Ewloe, Flintshire

B

Baccara, Paul (Ind) Talbot Green, Rhondda CT
Bader, Carol A. (Con) Shaftesbury, Newport
Bailey, Paul J. (LD) Cathays, Cardiff
Bailey, Vincent J. (Con) Dyfan, Vale of Glamorgan
Baines, Gareth A. (Con) Llangollen Rural, Wrexham
Baines, Menna (PC) Pentir, Gwynedd
Bainton, Carl D. (Lab) Ebbw Vale N., Blaenau
Baish, Daniel A. (PC) Ynysbwl, Rhondda CT
Baker, Andrew C.S. (Con) Llanellwedd, Powys
Baker, James N. (UKIP) Harlech, Gwynedd
Baker, Kath (PC) Newbridge, Caerphilly
Baker, Mark E. (Con) Gele, Conwy
Baker, Michael A. (Ind) Llandaff, Cardiff
Baker, Philip R. (Ind) Saundersfoot, Pembrokeshire
Balakrishnan, Yvonne (PC) Upper Cwmbran, Torfaen
Baldwin, Peter J. (Lab) Nantyglo, Blaenau
Baldwin, Stuart E. (Lab) Morfa, Bridgend
Baldwin, William E. (Ind) Little Acton, Wrexham
Bale, Phil (Lab) Llanishen, Cardiff
Ball, Taif (PC) Illtyd, Vale of Glamorgan
Balmer, Howard S. (Lab) St Dogmaels, Pembrokeshire
Bamford-Lewis, Myles A. (PC) Dinas Cross, Pembrokeshire
Bamsey, Deborah M. (PC) Sandfields E., Neath PT
Bamsey, Ian (PC) Bryn, Neath PT
Bamsey, Scott (PC) Aberavon, Neath PT
Bancroft, Leon (Con) Riverside, Cardiff
Banks, Garry R. (Ind) Presteigne, Powys
Banks, Glyn S. (Lab) Ffynonngroyw, Flintshire
Banks, Pamela (Lab) Mostyn, Flintshire
Baqi, Saleh A. (Con) Gaer, Newport
Barber, Shari (LD) Conwy, Conwy
Bard, Steve (PC) Six Bells, Blaenau
Barham, Louise (Con) Coychurch Lower, Bridgend
Barham, Phil (Con) Pyle, Bridgend
Barker, Ken (Grn) Riverside, Cardiff
Barlow, Elizabeth M. (PC) Llangadog, Carmarthenshire
Barnes, Keith E. (Ind) Cwm, Blaenau
Barnes, Mark A. (Con) Newtown Llanllwchaearn West, Powys
Barney, Matthew E. (Grn) Badminton, Blaenau
Baron, Issica C. (Grn) Graig, Newport
Baron, Tony (Con) Amroth, Pembrokeshire
Barrett, Howard (Ind) Vaynor, Merthyr
Barrett-Lee, Lynne (LD) Whitchurch, Cardiff
Barrington, Dean C. (Ind) Pendre, Bridgend
Barry, Andrew D. (Ind) Town, Merthyr
Barry, Chris (Lab) Park, Merthyr
Bartlett, Dave (TUSC) Splott, Cardiff
Bartlett, David J.R. (Lab) Betws, Carmarthenshire
Bartlett, Mike (Ind) Llanhilleth, Blaenau
Bartolotti, Pippa (Grn) Malpas, Newport
Barton, Bob (Ind) Llanarmon-yn-Ial Llandegla, Denbighshire
Barton, Jeanie (UKIP) Llangollen Rural, Wrexham
Bassford-Barton, Jeanette S. (UKIP) Gresford E., Wrexham
Bastin, Shaun (Ind) Brackla, Bridgend
Bateman, Edward C. (Con) Kinmel Bay, Conwy
Bateman, Glyn H. (Ind) Mold Broncoed, Flintshire
Bateman, Margot M.H.M. (No desc) Hundleton, Pembrokeshire
Bateman, Marion (Ind) Northop, Flintshire
Bateman, Michelle E. (Ind) Letterston, Pembrokeshire
Bates, Trevor R. (Ind) Ceiriog, Wrexham
Batrouni, Dimitri (Lab) St Christophers, Monmouthshire
Baylis, Emlyn C. (PC) Llanberis, Gwynedd
Bayliss, John C. (Lab) Fairwater, Cardiff
Baynes, Simon R.M. (Con) Llanwddyn, Powys
Baynham, Beverley J. (Ind) Presteigne, Powys
Beach, Hilary M. (Lab) Shirenewton, Monmouthshire
Beany, Captain (Ind) Sandfields E., Neath PT
Bear, James (LD) Splott, Cardiff
Beard, Carol (Ind) Penrhyn, Conwy
Beard, Dan (Lab) Penydarren, Merthyr
Beard, Jeffrey R. (Lab) Bedding, Merthyr
Beaven, Camilla (Lab) Illtyd, Vale of Glamorgan
Becker, Jez (LD) St Marys, Monmouthshire
Beckett, Colin J. (UKIP) West Cross, Swansea
Beech, Ivor (Ind) Bodelwyddan, Denbighshire
Beedle, Tom (Ind) Maesteg E., Bridgend
Begum, Ruksana (PC) Riverside, Cardiff
Bell, Pam (PC) Llanellly Hill, Monmouthshire
Bellew, Pam (LD) Langstone, Newport
Bellin, Ioan R. (PC) Church Village, Rhondda CT
Bellis, John B. (Con) Denbigh Upper, Denbighshire
Belzak, Stephen (Ind) Cilfynydd, Rhondda CT
Benbow-Jones, Sonia T. (Ind) Cefn, Wrexham
Bender, Keren (Lab) Cwm, Blaenau
Benjamin, Aaron (No desc) Lledrod, Ceredigion
Benjamin, Mair (LD) Aberystwyth Rheidol, Ceredigion
Bennett, Anne E. (Lab) Dyffryn Ardudwy, Gwynedd
Bennett, Heidi (Lab) Pen-y-Fai, Bridgend
Bennett, Richard (Ind) Smithfield, Wrexham
Bennett, Sam (LD) St Mary, Powys
Bennett, Tony (Con) Llantwit Major, Vale of Glamorgan
Benney, Ieuan (PC) Penrhwiweiber, Rhondda CT
Benney, Nicola (PC) Mountain Ash W., Rhondda CT
Bennison, Andrew L.J. (PC) Sandfields W., Neath PT
Bentham, Freya H. (Ind) Harlech, Gwynedd
Berman, Rodney S. (LD) Penylan, Cardiff
Berrow, Tony (LD) Llangewydd, Bridgend
Berry, Dai (PC) Maesteg W., Bridgend
Berry, Graham J. (Lab) Beechwood, Newport
Bertin, Richard J. (Ind) Court, Vale of Glamorgan
Bertola, Antony W. (Con) Tudno, Conwy
Beswick, Paul (Grn) Stanwell, Vale of Glamorgan
Bettley, Phil (Con) Berriew, Powys
Bevan, Allen W. (Lab) Trallwng, Rhondda CT
Bevan, Derrick (Lab) Cwm, Blaenau
Bevan, Huw L. (Con) Llanyrafon E., Torfaen
Bevan, John (Lab) Moriah, Caerphilly
Bevan, Kelvin (CVP) Mountain Ash W., Rhondda CT
Bevan, Nigel (Ind) Bigyn, Carmarthenshire
Bevan, Phil (PC) Morgan Jones, Caerphilly
Bevan, Robert (Lab) Tylorstown, Rhondda CT
Beynon, Ivor J. (No desc) Llanhilleth, Blaenau
Beynon, Joshua (Lab) Pembroke Dock Llanion, Pembrokeshire
Bezzina, Carmen M. (Lab) St Cattwg, Caerphilly
Bhullar, Khushbir S. (N Ind) Shaftesbury, Newport
Biaggi, Liam D. (LD) Alway, Newport

Biaggi, Tony (LD) Beechwood, Newport
 Bibby, Sean (Lab) Shotton W., Flintshire
 Bidgood, Roger (PC) Morgan Jones, Caerphilly
 Bidwell, John (Lab) Mawr, Swansea
 Billy Mullin (Lab) Broughton N.E., Flintshire
 Binding, Lyndon J. (PC) Aber Valley, Caerphilly
 Birch, Rhiannon M. (Lab) Cornerswell, Vale of Glamorgan
 Bird, Gwyneth (Con) Forden, Powys
 Bird, Jonathan C. (Con) Wenvoe, Vale of Glamorgan
 Bird, Jonathan P. (LD) Llanrumney, Cardiff
 Bird, Mike (Lab) Penrhyn, Conwy
 Birkett, Terry (PC) Ynysddu, Caerphilly
 Birkinshaw, Rhydian D. (Lab) Llanbradach, Caerphilly
 Bishop, Jonathan (Ind) Llandaff N., Cardiff
 Bishop, Jonathan (Ind) Llantwit Fardre, Rhondda CT
 Bithell, Chris (Lab) Mold E., Flintshire
 Bithell, David (Ind) Stansy, Wrexham
 Bithell, David A. (Ind) Johnstown, Wrexham
 Black, Christine D. (PC) Tylorstown, Rhondda CT
 Black, Peter M. (LD) Cwmbwrla, Swansea
 Blackburn, Sandy (Lab) Nant-y-moel, Bridgend
 Blackman, Anne (CPA) Nelson, Caerphilly
 Blackmore, Beryl L. (LD) Gresford E., Wrexham
 Blackmore, Julie L. (LD) Marford, Wrexham
 Blackwell, Paul (Lab) Plas Madoc, Wrexham
 Blackwell, Paul T. (Lab) Penygroes, Carmarthenshire
 Blakebrough, Debby (Ind) Trellech Utd, Monmouthshire
 Blakeley, Brian (Lab) Rhyl S.E., Denbighshire
 Blakeman, Steven A. (PC) Blackwood, Caerphilly
 Blenkinsop, Tom (Grn) Cornerswell, Vale of Glamorgan
 Bletsoe, Freya D. (Ind) Oldcastle, Bridgend
 Bletsoe, Steven J. (Ind) Morfa, Bridgend
 Blondek, Vivienne E. (Lab) Buckley Bistre E., Flintshire
 Blundell, Jon-Paul D. (Lab) Cefn Glas, Bridgend
 Boddy, John (Lab) Dinas Powys, Vale of Glamorgan
 Boden, Ron (Lab) Abertillery, Blaenau
 Boggis, Helen (Lab) Pen-y-Waun, Rhondda CT
 Boland, Terry (Ind) Llay, Wrexham
 Bolderston, Mark R. (No desc) Aberystwyth C., Ceredigion
 Bonera, Catherine (Ind) Greenmeadow, Torfaen
 Bonera, Steven (Ind) Upper Cwmbrian, Torfaen
 Bonetto, Jill (Lab) Taffs Well, Rhondda CT
 Bonos, Ashley J. (Ind) Trelawnyd, Flintshire
 Borrow, Hilary (LD) Radyr, Cardiff
 Borrow, Peter (LD) Creigiau, Cardiff
 Boswell, Dai (Con) Pembroke St Mary N., Pembrokeshire
 Boswell, Tony (Lab) Marshfield, Newport
 Boucher, Daniel S. (Con) Morrision, Swansea
 Bounds, Ian C. (Lab) Cyncoed, Cardiff
 Bowden, Feneila J. (HB Ind) Heath, Cardiff
 Bowden, Steven (HB Ind) Heath, Cardiff
 Bowen, Liam R. (PC) Pontyberem, Carmarthenshire
 Bowen, Maureen (Lab) Pembroke Dock C., Pembrokeshire
 Bowen, Stephen R. (Ind) Bigyn, Carmarthenshire
 Bowen, Theresa (Ind) Llwynhendy, Carmarthenshire
 Bowen-Thomson, Bernie (Lab) Trowbridge, Cardiff
 Bowler-Brown, Morgan O. (PC) Tredegar Park, Newport
 Bowles, Jane D. (Con) Trefriw, Conwy
 Bowyer, Philip C. (Lab) Trellech Utd, Monmouthshire
 Boyce, Nicky (Con) Neath E., Neath PT
 Boyd, Nigel D. (Ind) Brynmawr, Blaenau
 Boyland, Mark A. (Lab) Hengoed, Caerphilly
 Boyle, Joe (LD) Penylan, Cardiff
 Bradbury, Paul M. (PC) St James, Caerphilly
 Bradbury, Peter E. (Lab) Caerau, Cardiff
 Bradfield, Frank (Con) Craig y Don, Conwy
 Bradley, Amanda J. (Ind) Plas Madoc, Wrexham
 Bradley, Jessica (Ind) Trewern, Powys
 Bradney, Terence K. (Con) Hundleton, Pembrokeshire
 Bradwick, Steve (Lab) Aberdare E., Rhondda CT
 Braithwaite, Rhonda M. (Lab) Gurnos, Merthyr
 Brake, Leon D.V. (Con) Rassau, Blaenau

Brand, Graham F. (Grn) Llanidloes, Powys
 Branson, Nicola J. (PC) Cowbridge, Vale of Glamorgan
 Braun, Sian P.E. (Ind) Gronant, Flintshire
 Breeze, Graham C. (Ind) Welshpool Llanerchydol, Powys
 Brench, Marion I. (LD) Blaen Hafren, Powys
 Brencher, Jayne (Lab) Graig, Rhondda CT
 Brett, Clancy J. (Con) Llangors, Powys
 Brews, Jenny (LD) Priory, Monmouthshire
 Bridgeman, Lee E. (Lab) Llanrumney, Cardiff
 Bridgeman, Paul (PC) Dyfan, Vale of Glamorgan
 Bridges, Sarah E. (LD) Llanishen, Cardiff
 Brinn, Aden A. (Con) Pembroke St Michael, Pembrokeshire
 Bristo, Sep (Con) Taffs Well, Rhondda CT
 Brock, Catrin L. (Con) Rhycoch S., Neath PT
 Brockley, Chris (Lab) Llandrillo-yn-Rhos, Conwy
 Brockley, Gillian L. (Lab) Aston, Flintshire
 Bromham-Nichols, Darren L. (Ind) Resolven, Neath PT
 Bromham-Nichols, Lee M. (PC) Tonna, Neath PT
 Brookes, Allan T. (No desc) Pembroke Dock Penpar, Pembrokeshire
 Brookfield, Nathan (Lab) Borrass Park, Wrexham
 Brooks, Bronwen E. (Lab) Court, Vale of Glamorgan
 Brooks, Sian F. (Lab) Wenvoe, Vale of Glamorgan
 Broom, Kim V. (PC) Trimsaran, Carmarthenshire
 Broughton-Pettit, Anne O. (Lab) St Martins, Caerphilly
 Brown, Helen (Ind) Aston, Flintshire
 Brown, Isobel M. (Ind) Usk, Monmouthshire
 Brown, Jane E. (Con) Fairwater, Torfaen
 Brown, Louise (Con) Shirenewton, Monmouthshire
 Brown, Lowri (PC) Ely, Cardiff
 Brown, Paul (M Ind) Cyfarthfa, Merthyr
 Brown, Pete (LD) Beechwood, Newport
 Browne, Paul S. (UKIP) Abercynon, Rhondda CT
 Brunnock, Michael J. (Con) Malpas, Newport
 Bryan, David M. (Con) Haverfordwest Priory, Pembrokeshire
 Bryan, Michael S. (Con) Grangetown, Cardiff
 Bryant, Daniel L. (PC) Cathays, Cardiff
 Buckingham, Hannah R. (Lab) Whitchurch, Cardiff
 Bufton, Larry (PC) Cadoc, Vale of Glamorgan
 Bullard, Dylan (Ind) Pwllheli North, Gwynedd
 Bullock, William M. (Ind) Penrhyn, Conwy
 Bunker, John W. (Lab) Rest Bay, Bridgend
 Bunnage, Jacqui (Lab) Llantwit Fardre, Rhondda CT
 Burch, Alan R. (LD) Berriew, Powys
 Burgess, Raymond (No desc) Rudbaxton, Pembrokeshire
 Burke-Davies, Jennifer (Lab) Llandaff N., Cardiff
 Burman, Neil (Ind) Trimsaran, Carmarthenshire
 Burnell, Kevin G. (PC) Cefn Cribwr, Bridgend
 Burnett, Lis (Lab) Stanwell, Vale of Glamorgan
 Burnett, Nicole A. (Lab) Morfa, Bridgend
 Burnett, Ronald A. (Ind) Two Locks, Torfaen
 Burns, Julia M. (PC) Whitchurch, Cardiff
 Burns, Mike (PC) Bigyn, Carmarthenshire
 Burrett, Lisset M. (Lab) Caerwent, Monmouthshire
 Burrows, Huw O. (Grn) Penylan, Cardiff
 Burrows, Jane (Con) Castleland, Vale of Glamorgan
 Burtonshaw, June (Lab) Penderry, Swansea
 Bush, Daphne M.J. (Ind) Pembroke St Mary S., Pembrokeshire
 Butcher, John (Con) Coychurch Lower, Bridgend
 Butcher, Judith A. (Con) Morfa, Bridgend
 Butler, Angharad M. (PC) Llanbryn-mair, Powys
 Butler, Derek (Lab) Broughton S., Flintshire
 Butler, Gerwyn D. (Ind) Gurnos, Merthyr
 Butler, Jan (Con) Llanbadoc, Monmouthshire
 Butler, Mike (Con) Llanwenarth Ultra, Monmouthshire
 Butler, Ray (Lab) Ton-Teg, Rhondda CT
 Butterfield, Joan (Lab) Rhyl W., Denbighshire
 Butterfield, Nicola L. (PC) Baglan, Neath PT
 Butters, Dawn E. (Con) Rhyl S.W., Denbighshire
 Butterworth, Alan (Grn) Offa, Wrexham
 Byrne, Alun E. (Lab) Milford Hubberston, Pembrokeshire

Caddy, Mandy (Con) Gibbonsdown, Vale of Glamorgan
 Caffery, Meurig (Ind) Milford C., Pembrokeshire
 Caiach, Sian M. (Ind) Hengoed, Carmarthenshire
 Caldecott, Luke (Con) Stansy, Wrexham
 Caldecott, Richard W. (Lab) Esclusham, Wrexham
 Calvert, Anita (Lab) Aberaman S., Rhondda CT
 Cameron, Brian P. (Lab) Whitegate, Wrexham
 Camp, Victoria H. (Con) Lansdown, Monmouthshire
 Campbell, Cefin A. (PC) Llanfihangel Aberbythych, Carmarthenshire
 Campbell, Gemma L. (Ind) Llandrillo-yn-Rhos, Conwy
 Campbell, Samantha A. (Ind) Rhoyce, Vale of Glamorgan
 Canning, Lee D.P. (Con) Cyncoed, Cardiff
 Canning, Ruth M. (Con) Welshpool Gunrog, Powys
 Canning, Sara (Con) Penylan, Cardiff
 Capel, Andrew D. (Ind) Blaen Hafren, Powys
 Caple, Gareth (Lab) Cymmer, Rhondda CT
 Capper, Philip H. (Con) Lllysfaen, Conwy
 Carey, Aaron L. (Con) Pembroke St Mary S., Pembrokeshire
 Carlisle, Cheryl L. (Con) Colwyn, Conwy
 Carmichael, Chris (Grn) Llandrindod E., Powys
 Caron, Glyn (Lab) Llanyrafon W., Torfaen
 Carr, David G. (Ind) Pensarn, Conwy
 Carrington, Tony (Lab) Llanelly Hill, Monmouthshire
 Carroll, George D.D. (Con) Llandough, Vale of Glamorgan
 Carroll, Maria R. (Lab) Cilycwm, Carmarthenshire
 Carter, Alison A. (Ind) Glanymor, Carmarthenshire
 Carter, Brent A. (Lab) Plymouth, Merthyr
 Carter, Joe (LD) Pentwyn, Cardiff
 Carter, Mark M. (Con) Solva, Pembrokeshire
 Carter, Nick (PC) Penylan, Cardiff
 Carter, Steve (CVP) Mountain Ash E., Rhondda CT
 Carter, Steve (Lab) Pontypridd Town, Rhondda CT
 Carver, Clive S. (Con) Halkyn, Flintshire
 Cashin, Wayne J. (UKIP) Rumney, Cardiff
 Cater, Christopher C. (Ind) Penrhyn, Conwy
 Cave, Christine A. (Con) Llandow, Vale of Glamorgan
 Cawsey, George M.D. (Lab) Onllwyn, Neath PT
 Ceaton, Christine (Con) Abercynon, Rhondda CT
 Chainey, Andrew (CVP) Aberaman N., Rhondda CT
 Chaloner, Richard H. (Grn) Llanfyllin, Powys
 Chamberlain Jones, Jeanette (Lab) Rhyl S., Denbighshire
 Chamberlain-Jones, David (Con) Buckley Mountain, Flintshire
 Chandler, Ian R. (Grn) Llantilio Crossenny, Monmouthshire
 Channon, Bern (Lab) Llantwit Fardre, Rhondda CT
 Chaplin, David (Lab) Cyfarthfa, Merthyr
 Chaplin, Keith G. (Lab) Abertillery, Blaenau
 Chapman, Alison (PC) Treorchy, Rhondda CT
 Chapman, Bill (Lab) Marl, Conwy
 Chapman, Jason L.R. (Ind) Croesonen, Monmouthshire
 Chapman, Ralph F. (Ind) Mardy, Monmouthshire
 Chappell, Michael (LD) Llanbadarn Fawr Sulien, Ceredigion
 Chard, Ellie (Lab) Rhyl S., Denbighshire
 Chard, Lee G. (Ind) Treharris, Merthyr
 Charles, Janice (Con) Illtyd, Vale of Glamorgan
 Charles, John M. (PC) Llanegwad, Carmarthenshire
 Charles, Stuart (Ind) Brackla, Bridgend
 Charlton, Jackie (LD) Llangatock, Powys
 Chaudhri, Talat Z. (PC) Faenor, Ceredigion
 Chaves, Audrey (Ind) Sandfields W., Neath PT
 Cherry-Hamer, Abi (Grn) Fairwood, Swansea
 Chesterman, Joe (Con) Pontnewydd, Torfaen
 Child, Judith E. (Con) St Martins, Caerphilly
 Child, Mark C. (Lab) West Cross, Swansea
 Childs, Krista (Lab) Coedporth, Wrexham
 Chivers, Ian (Con) St James, Caerphilly
 Chohan, Joshua P. (Con) St Christophers, Monmouthshire
 Chorlton, William J. (Lab) Ynys Gybi, Anglesey

C

- Christley, Frances E. (Grn) St David Within, Powys
- Christopher, Terry (Ind) Overmonnow, Monmouthshire
- Church, Paul (Ind) St Augustine, Vale of Glamorgan
- Church, Rochard W. (LD) Welshpool Castle, Powys
- Churchill, Matthew R. (Lab) Coychurch Lower, Bridgend
- Churchland, Megan H. (TUSC) St Martins, Caerphilly
- Churchman, Stephen W. (LD) Dolbenmaen, Gwynedd
- Cisuelo, Rhys R. (PC) Splott, Cardiff
- Clark, Elizabeth M. (LD) Cathays, Cardiff
- Clark, Jonathan T. (PC) Allt-yr-yn, Newport
- Clark, Les (Ind) Carmarthen Town E., Carmarthenshire
- Clark, Nicholas R. (Con) Liswerry, Newport
- Clark, Richard G. (Lab) Croesyceiliog N., Torfaen
- Clarke, Helen C. (LD) Coedffranc W., Neath PT
- Clarke, Howard (Ind) Blaena, Blaenau
- Clarke, James J. (Lab) Malpas, Newport
- Clarke, Mike (Ind) Rest Bay, Bridgend
- Clarke, Norah (Ind) Nottage, Bridgend
- Clarke, Peter R. (Con) Llangybi Fawr, Monmouthshire
- Clarke, Zoe (Lab) Brymbo, Wrexham
- Clayton, John D. (Con) Rhiw, Conwy
- Clee, Stephen J. (Ind) Tonyrefail W., Rhondda CT
- Clement, Colin (Lab) Aberavon, Neath PT
- Clements, Brian K. (Lab) Ebbw Vale S., Blaenau
- Clements, Di (Con) Martletwy, Pembrokeshire
- Clements, Victoria (Con) Maesydre, Wrexham
- Clement-Williams, Carol (Lab) Baglan, Neath PT
- Clevery, Janet E. (N Ind) Bettws, Newport
- Clouth, Alan D. (Lab) Llanfoist Fawr, Monmouthshire
- Clubb, Gareth (PC) Plymouth, Vale of Glamorgan
- Clubb, Sandy (PC) Stanwell, Vale of Glamorgan
- Coats, Gitti (Ind) Haverfordwest Prendergast, Pembrokeshire
- Cockeram, Paul M. (Lab) Shaftesbury, Newport
- Cocks, Jonathan G. (N Ind) Malpas, Newport
- Cocks, Susan (LD) Rogerstone, Newport
- Coffey, Jon C. (LD) Cockett, Swansea
- Colbran, Malcolm R. (Ind) Bedlinog, Merthyr
- Colburn, Tony (S Ind) Oystermouth, Swansea
- Cole, Emily J. (PC) Cathays, Cardiff
- Cole, Lee R.E. (PC) Tylorstown, Rhondda CT
- Cole, Vincent J. (No desc) Merlins Bridge, Pembrokeshire
- Collett, Geoff (Lab) Mold S., Flintshire
- Collier, Garth P. (Ind) Blaena, Blaenau
- Collingbourne, Andrew C. (N Ind) Rogerstone, Newport
- Collings, Stephen (Lab) Flint Oakenholt, Flintshire
- Collings, Steve (PC) Deiniol, Gwynedd
- Collington, David J. (LD) Caersws, Powys
- Collins, Joanne (Ind) Llanhilleth, Blaenau
- Collins, Millie (PC) Castleland, Vale of Glamorgan
- Collins, Richard J. (Lab) Maesteg W., Bridgend
- Collis, Alan G. (Lab) Aberbargoed, Caerphilly
- Collis, Stephen R. (Con) Mochdre, Conwy
- Colston, Lynne (Ind) Merthyr Vale, Merthyr
- Commins, Daniel (Lab) Gwenfro, Wrexham
- Conde, Damian W. (Ind) Gwenfro, Wrexham
- Congreve, Wendy M. (LD) Cyncoed, Cardiff
- Connah, Bob (Ind) Mancot, Flintshire
- Constance, Leonard (Lab) Brynwrn, Torfaen
- Cook, Ann (Lab) Cwmbwrla, Swansea
- Cook, Christopher P.N. (PC) Crosskeys, Caerphilly
- Cook, James R. (Lab) Llangeitho, Ceredigion
- Cook, Martin J. (Ind) Abertillery, Blaenau
- Cook, Patricia (Lab) Blackwood, Caerphilly
- Cook, Ralph J. (LD) Trowbridge, Cardiff
- Cook, Shayne (Lab) Morgan Jones, Caerphilly
- Cooke, James E. (LG) Seiont, Gwynedd
- Cooke, Jane E.F. (Grn) Llanyre, Powys
- Cooke, Tony (Grn) Plymouth, Vale of Glamorgan
- Cooper, Alan P. (Lab) Saron, Carmarthenshire
- Cooper, David (Ind) Prestatyn S.W., Denbighshire
- Coopey, Simon D. (PC) Pillgwenlly, Newport
- Cope, Michael D. (Grn) Llanishen, Cardiff
- Copner, Christopher J. (Ind) Cantref, Monmouthshire
- Corfield, Linda (Ind) Forden, Powys
- Cornelious, Margaret N.P. (Con) Graig, Newport
- Corry, Geoffrey D. (Con) Kinnel Bay, Conwy
- Cossey, Brian (LD) Colwyn, Conwy
- Cotton, Samantha L. (Con) Deganwy, Conwy
- Couch, Geraint (PC) Bonymaen, Swansea
- Couch, Shan (PC) Castle, Swansea
- Couch, Tony (PC) Lisvane, Cardiff
- Coughlan, Joy (Lab) Gabalfa, Cardiff
- Courtney, Katie (PC) Esclusham, Wrexham
- Coutanche, Kathy (Lab) Bettws-y-Coed, Conwy
- Cowan, Jayne L. (Con) Rhiwbina, Cardiff
- Cowans, Dave (Ind) Eirias, Conwy
- Cox, Alun G. (PC) Porth, Rhondda CT
- Cox, Dave (Con) Liswerry, Newport
- Cox, David L. (Lab) Flint Coleshill, Flintshire
- Cox, Geoffrey A. (Con) Cowbridge, Vale of Glamorgan
- Cox-Wall, Victoria A. (Lab) Graig, Newport
- Cozens, Derek J. (Grn) Castleland, Vale of Glamorgan
- Cracknell, Kathryn P.B. (Con) Hope, Flintshire
- Cracknell, Roger F. (Con) Connah's Quay C., Flintshire
- Craig ab Iago, Jeremy (PC) Llanyllyfni, Gwynedd
- Cranston, Carys (PC) Twrcelyn, Anglesey
- Cresswell, Wayne A. (Con) Tredegar Park, Newport
- Crick, Veronica A. (Lab) Croesyceiliog S., Torfaen
- Criddle, Jim (PC) Pontllanfraith, Caerphilly
- Crimmings, Ann (Lab) Aberdare W., Rhondda CT
- Critchley, Ken (Lab) Liswerry, Newport
- Crocker, John R. (Grn) Llanrhystud, Ceredigion
- Crocker, Koe (UKIP) Shaftesbury, Newport
- Crocker-Jaques, Peter (Con) Cadoxton, Neath PT
- Cromwell, Paul J. (Ind) Rogiet, Monmouthshire
- Cross, Charley (LD) Cimla, Neath PT
- Cross, Fiona C. (Lab) Coed Eva, Torfaen
- Cross, Giles (Con) Llanrumney, Cardiff
- Cross, Malcolm (Lab) Sirhowy, Blaenau
- Crouch, Sybil E. (Lab) Castle, Swansea
- Crowley, Andrew J. (Lab) Cwmbwrla, Swansea
- Crowley, Matthew (Lab) Sandfields E., Neath PT
- Crowley, Robert (Con) Dinas Powys, Vale of Glamorgan
- Crowther, Richard M. (Ind) Denbigh Upper, Denbighshire
- Croxall, Phil (Grn) Fairwater, Cardiff
- Cubbage, Eleri (Lab) Peterston, Vale of Glamorgan
- Cullinane, James (Lab) Llantwit Major, Vale of Glamorgan
- Cullwick, John L. (PC) Pen-y-Graig, Rhondda CT
- Cundy, Deryk M. (Lab) Bynea, Carmarthenshire
- Cunliffe, Fred (Con) Pennard, Swansea
- Cunnah, Stephen (Lab) Canton, Cardiff
- Cunnah-Watson, Lynn (Con) Gele, Conwy
- Cunningham, Helen (Lab) Llanhilleth, Blaenau
- Cunningham, Paul (Lab) Flint Trelawny, Flintshire
- Cunnington, Alastair (Ind) Coed Eva, Torfaen
- Curry, Kelvyn W. (LD) Rhayadar, Powys
- Curry, Suzy A. (Lab) Tyisha, Carmarthenshire
- Curtice, Jan (Lab) Penyrheol, Swansea
- Curwood, Simon P. (Ind) Coychurch Lower, Bridgend
- Cushing, Donna (PC) Hengoed, Caerphilly
- Cuss, Carl J. (Lab) Twyn Carno, Caerphilly

D

- Dafydd, Rhun (PC) Groeslon, Gwynedd
- Daley, Patrick J. (PC) Trowbridge, Cardiff
- Dally, Malcolm B. (Lab) Nantyglo, Blaenau
- Dally, Ray (CVP) Aberdare E., Rhondda CT
- Damon, Sian (PC) Drybridge, Monmouthshire
- Daniel, John (PC) Aberdare W., Rhondda CT
- Daniell, Sandra (Lab) Bettws, Newport
- Daniels, Annwen (PC) Bowydd, Gwynedd
- Daniels, David (Lab) Pontnewydd, Torfaen
- Daniels, Nigel J. (Ind) Abertillery, Blaenau
- Daniels, Robert G. (LG) Diffwys, Gwynedd
- Dansie, Ryan L. (No desc) Rudbaxton, Pembrokeshire
- Darkin, David L. (Lab) Elli, Carmarthenshire
- Darwin, Bill (Ind) Kinnel Bay, Conwy
- Dastgir, Farooq (Lab) Llanyrafnon W., Torfaen
- David, Huw J. (Lab) Cefn Cribwr, Bridgend
- David, Kay (LD) Nelson, Caerphilly
- David, Wynne (Lab) St Cattwg, Caerphilly
- Davies Rocky J. (N Ind) Ringland, Newport
- Davies, Adam S. (Ind) Brymbo, Wrexham
- Davies, Alan (Lab) Green Lane, Monmouthshire
- Davies, Alana E. (Lab) Porthcawl W., Bridgend
- Davies, Aled (Con) Llanrhaedri-ym-Mochnant and Llansilin, Powys
- Davies, Alun (PC) Saron, Carmarthenshire
- Davies, Anita D. (LD) Pendre, Bridgend
- Davies, Ann (Con) Rhuddlan, Denbighshire
- Davies, Annette (Lab) Ferndale, Rhondda CT
- Davies, Anwen J. (LG) Efailnewydd, Gwynedd
- Davies, Arthur (Ind) Carmarthen Town W., Carmarthenshire
- Davies, Arthur (Lab) Coedffranc C., Neath PT
- Davies, Barbara A. (Con) Canton, Cardiff
- Davies, Berwyn (Ind) Llansantffraid, Powys
- Davies, Briony J. (LD) Coychurch Lower, Bridgend
- Davies, Bryan G. (PC) Llanarth, Ceredigion
- Davies, Bryn P. (PC) Llanwddyn, Powys
- Davies, Bryony S. (LD) Aberystwyth N., Ceredigion
- Davies, Calum D. (LD) Ogwen, Gwynedd
- Davies, Calum T.J. (Con) Glantwymyn, Powys
- Davies, Catrin F. (PC) Trowbridge, Cardiff
- Davies, Celia A. (PC) Llanddarog, Carmarthenshire
- Davies, Ceredig W. (LD) Aberystwyth C., Ceredigion
- Davies, Charles (Lab) Milford C., Pembrokeshire
- Davies, Chris (Ind) Penydarren, Merthyr
- Davies, Christopher G. (Ind) Penrhyn, Conwy
- Davies, Dafydd O. (No desc) Clynog, Gwynedd
- Davies, Dai (Ind) Berriew, Powys
- Davies, Dai (No desc) Ebbw Vale N., Blaenau
- Davies, Dana (Lab) Ruabon, Wrexham
- Davies, Daniel R. (PC) Melindwr, Ceredigion
- Davies, David A.H. (Con) Canton, Cardiff
- Davies, Deb (Lab) Beechwood, Newport
- Davies, Delwyn (Lab) Cwmtillery, Blaenau
- Davies, Des (Ind) Penparc, Ceredigion
- Davies, Des (Lab) Resolven, Neath PT
- Davies, Dorian (Ind) Oystermouth, Swansea
- Davies, Ella L. (Con) Rogiet, Monmouthshire
- Davies, Euros (Ind) Llanwenog, Ceredigion
- Davies, Francis (Con) Craig y Don, Conwy
- Davies, Gaener (Con) Riverside, Cardiff
- Davies, Gareth (PC) Llanbadarn Fawr Padarn, Ceredigion
- Davies, Gareth A. (Ind) Rassau, Blaenau
- Davies, Gareth B. (Con) Llanddulas, Conwy
- Davies, Gareth L. (Con) Prestatyn S.W., Denbighshire
- Davies, Gareth L. (PC) Cwm, Blaenau
- Davies, Geraint R. (PC) Treherbert, Rhondda CT
- Davies, Gethin (PC) Aberporth, Ceredigion
- Davies, Giles D. (Lab) Abersychan, Torfaen
- Davies, Glenda M. (UKIP) Bettws, Bridgend
- Davies, Gwynfor (PC) Pontprennau, Cardiff
- Davies, Handel L. (PC) Llandovery, Carmarthenshire
- Davies, Huw I. (Con) Bettws, Newport
- Davies, Huw R. (Lab) Penyrheol, Caerphilly
- Davies, Ieuan W. (Ind) Llanybydder, Carmarthenshire
- Davies, Ifan L. (Ind) Lledrod, Ceredigion
- Davies, James N. (Con) Coity, Bridgend
- Davies, Janice A. (Lab) Penyrheol, Caerphilly
- Davies, Jean S. (Con) Brynford, Flintshire
- Davies, Jenny T. (Lab) Town, Merthyr
- Davies, Jill (Lab) Dinas Powys, Vale of Glamorgan
- Davies, John (Ind) Aberavon, Neath PT
- Davies, John A. (Ind) Aberystwyth Rheidol, Ceredigion
- Davies, John B.S. (PC) Penclawdd, Swansea
- Davies, John C. (PC) Penparc, Ceredigion
- Davies, John E.M. (LD) Ystwyth, Ceredigion
- Davies, John G. (PC) Quarter Bach, Carmarthenshire
- Davies, John I. (Lab) Llanwrn, Newport
- Davies, John T. (Ind) Cilgerran, Pembrokeshire
- Davies, John T.O. (PC) Llangybi, Ceredigion
- Davies, Joseph A. (Ind) Manordeilo, Carmarthenshire
- Davies, Joshua R. (PC) Pen-y-Graig, Rhondda CT
- Davies, Julie M. (Lab) Clydach, Swansea
- Davies, Karen D.L. (PC) Llandybie, Carmarthenshire
- Davies, Karine (LD) Tregaron, Ceredigion
- Davies, Keith (LD) Coedffranc N., Neath PT
- Davies, Keith P. (Lab) Hengoed, Carmarthenshire

Davies, Kevin L. (Con) Haverfordwest Castle, Pembrokeshire

Davies, Kieran J. (Con) Pontardawe, Neath PT

Davies, Lee (Ind) Gurnos, Merthyr

Davies, Leonard P. (Lab) Northop Hall, Flintshire

Davies, Les (Ind) Llanyre, Powys

Davies, Lewis W. (PC) Seiriol, Anglesey

Davies, Marc (Ind) Ciliau Aeron, Ceredigion

Davies, Margaret (Lab) Porth, Rhondda CT

Davies, Margaret G. (Lab) Cyfarthfa, Merthyr

Davies, Martin (PC) Hengoed, Carmarthenshire

Davies, Meirick L. (PC) Trefnant, Denbighshire

Davies, Melanie (Ind) Llangors, Powys

Davies, Mike (Ind) Rhosnesni, Wrexham

Davies, Mike (PC) Crumlin, Caerphilly

Davies, Nick (Lab) Uplands, Swansea

Davies, Nicola-Jayne E. (Ind) Glynccorwg, Neath PT

Davies, Oliver S. (Lab) Sandfields W., Neath PT

Davies, Pamela A. (Lab) Bryntirion, Bridgend

Davies, Pat (Ind) Fishguard N.W., Pembrokeshire

Davies, Paul (Lab) Caerau, Bridgend

Davies, Paul E. (Ind) Merlins Bridge, Pembrokeshire

Davies, Paul J. (Lab) Graig, Newport

Davies, Peter (LD) Malpas, Newport

Davies, Peter J. (PC) Llifon, Anglesey

Davies, Peter M. (PC) Cathays, Cardiff

Davies, Phyl (Con) Blaen Hafren, Powys

Davies, Rob (Ind) Bagillt E., Flintshire

Davies, Robert C. (PC) Llwynhendy, Carmarthenshire

Davies, Ron (Lab) Shotton Higher, Flintshire

Davies, Rosalyn (PC) Godre'rgrraig, Neath PT

Davies, Sandra C. (Lab) Cwmtwrch, Powys

Davies, Sharen L. (Lab) Llwynhendy, Carmarthenshire

Davies, Shaun (PC) Acton, Wrexham

Davies, Sion I. (Con) Elli, Carmarthenshire

Davies, Sion S. (Lab) Llangyndeyrn, Carmarthenshire

Davies, Stephen (Con) Bronllys, Powys

Davies, Stephen A. (Con) Lliedi, Carmarthenshire

Davies, Steve (PC) Aberystwyth Penparcau, Ceredigion

Davies, Stuart A. (Ind) Llangollen, Denbighshire

Davies, Sue (LD) Allt-yr-yn, Newport

Davies, Susan C. (Lab) Ogwen, Gwynedd

Davies, Teresa (UKIP) Llanrumney, Cardiff

Davies, Terry (PC) Tyisha, Carmarthenshire

Davies, Thomas (LD) Castle, Swansea

Davies, Thomas A.J. (Ind) Cilycwm, Carmarthenshire

Davies, Thomas P.L. (Ind) Chapel Dewi, Ceredigion

Davies, Tim (Con) Whitchurch, Cardiff

Davies, Tudor (Lab) Bargoed, Caerphilly

Davies, William H. (Con) Prestatyn S.W., Denbighshire

Davies, William H.T. (Con) Llansamlet, Swansea

Davies, William R.A. (Ind) Llanybie, Carmarthenshire

Davies-Cooke, Adele J. (Con) Gwernaffield, Flintshire

Davies-Jones, Alexandra (Lab) Tonyrefail W., Rhondda CT

Davies-Jones, Elgan (PC) Clydach, Swansea

Davis, Grace K. (Lab) Llandrindod S., Powys

Davis, Joe (Lab) Devauden, Monmouthshire

Davis-Barker, Stephen R. (Grn) Court, Vale of Glamorgan

Dawe, Louis (Con) Buttrills, Vale of Glamorgan

Dawson, Kevin (Lab) Pengam, Caerphilly

Day, Geraint H. (PC) Rhondda, Rhondda CT

Day, Lesley (Ind) Garth, Gwynedd

Day, Malcolm (Ind) Cwmtillery, Blaenau

Day, Mike (LD) Sketty, Swansea

Day, Richard (PC) Pembroke Dock C., Pembrokeshire

D'Cruz, Brendan T. (LD) Treharris, Merthyr

De Boer Lloyd, Mark (Con) Cwmbwrla, Swansea

De Vet, Linda (Lab) Aberaman N., Rhondda CT

Deakin, John C. (Con) Llantwit Major, Vale of Glamorgan

Deakin, Quentin E. (Lab) Tywyn, Gwynedd

Dean, Timothy (UKIP) Penygroes, Carmarthenshire

Dear, David M. (LD) Rhyl S.E., Denbighshire

Dearden, Jamie M. (LD) Aberystwyth Bronglais, Ceredigion

Dearing, Kay (PC) Camrose, Pembrokeshire

De'Ath, Daniel M. (Lab) Plasnewydd, Cardiff

Deem, Michael A.C. (PC) Radyr, Cardiff

Deere, David B.T. (Con) Pyle, Bridgend

Deere, Rosemary (Con) Cornelly, Bridgend

DeGroot, Malcolm J. (Grn) Malpas, Newport

Dempsey, Lea (UKIP) Aberaman S., Rhondda CT

Dendy, Sorrel K. (Ind) Blaengarw, Bridgend

Denholm-Hall, Emma J. (Lab) Bryncoch S., Neath PT

Denley-Jones, Roderick (Lab) Abersychan, Torfaen

Dennehy, Margaret E. (LD) Abercarn, Caerphilly

Dennis, Vic (Lab) Narberth, Pembrokeshire

Derbyshire, Bob (Lab) Rumney, Cardiff

Devichand, Tegwen (Lab) Dafen, Carmarthenshire

Devlin, Charles (Ind) Ruabon, Wrexham

Dew, John J. (Ind) Bedwas, Caerphilly

Dew, Richard A. (Ind) Llifon, Anglesey

Dewar, Terry (Lab) Gogarth, Conwy

Dewhurst, Anthea M. (LD) Dixton, Monmouthshire

Diamond, Mike (Con) Llantwit Fardre, Rhondda CT

Diaz Montiel, Mariana (PC) Plasnewydd, Cardiff

Dickin, John E. (Ind) New Brighton, Flintshire

Dickin, Maxine L. (Ind) Gwernaffield, Flintshire

Diggle, Mervyn D. (Ind) Pontlottyn, Caerphilly

Diskin, Alan G. (Lab) Mancot, Flintshire

Diskin, Glenys D. (Lab) Mancot, Flintshire

Dix, Nigel S. (Ind) Blackwood, Caerphilly

Dixon, Elinor (LD) Llandaff N., Cardiff

Dixon, Graham W. (LD) Penparc, Ceredigion

Dixon, John (LD) Adamsdown, Cardiff

Dixon, Matthew (LD) Llandaff N., Cardiff

Dixon, Michael J. (Ind) Coedporth, Wrexham

Dixon, Rachael J. (PC) New Tredegar, Caerphilly

Dixon, Ryan (Lab) Talgarth, Powys

Dobson, Lee A. (Grn) Grofield, Monmouthshire

Dodd, Ella (Ind) Coity, Bridgend

Dodd, Vanessa (Lab) St Arvans, Monmouthshire

Dodman, Charles W.H. (Ind) Marford, Wrexham

Doha, Mohammad A. (Con) Castle, Swansea

Dolan, Peter (Con) Bagillt E., Flintshire

Dole, Emlyn (PC) Llannon, Carmarthenshire

Dolphin, Chris (LD) Whitford, Flintshire

Dolphin, Rosetta (Ind) Greenfield, Flintshire

Donoghue, Stephen M. (Lab) Glyn, Carmarthenshire

Doolin, Kevin W. (Ind) Goodwick, Pembrokeshire

Dore, Phil (LD) Splott, Cardiff

Dorrance, Matthew J. (Lab) St John, Powys

Doughton, Paul (Con) Llanyfelach, Swansea

Dovey, David L.S. (Con) St Kington, Monmouthshire

Dowdle, Robert T. (Con) Cwmbwrla, Swansea

Dowie, Robert M. (Lab) New Brighton, Flintshire

Dowler, Alan (Lab) Ystrad Mynach, Caerphilly

Downe, Russell S. (Con) Gibbonsdown, Vale of Glamorgan

Downing, Philip (Lab) Pontardulais, Swansea

Dowson, Paul H. (Ind) Pembroke Dock C., Pembrokeshire

Doyle, Chris (Ind) Pembroke Monkton, Pembrokeshire

Doyle, Mary C. (Con) Rhiw, Conwy

Doyle, Ryland (Lab) Llansamlet, Swansea

Drake, Pamela (Lab) Castleland, Vale of Glamorgan

Dranfield, Martyn D. (LD) Cornerswell, Vale of Glamorgan

Drinkwater, Hilary J. (Ind) Pontnewydd, Torfaen

Driscoll, Ben (Con) Stanwell, Vale of Glamorgan

Driscoll, Corrie O. (Con) Cadoc, Vale of Glamorgan

Driscoll, Sean (Con) Llandaff, Cardiff

Driscoll, Vince (Con) Dinas Powys, Vale of Glamorgan

Duchet, Caroline F. (LD) Llangybi Fawr, Monmouthshire

Duchet, Didier J.L. (LD) Castle, Monmouthshire

Dudley, Janice (PC) Bryncoch S., Neath PT

Dudley, Valerie A. (Con) Rogerstone, Newport

Duffy, Jim (Lab) Holt, Wrexham

Duffy, Peter (Ind) Prestatyn C., Denbighshire

Duffy, Tracey (Ind) Newton, Swansea

Duggan, Kyle (PC) Caerau, Bridgend

Duggan, Steve A. (LD) Rhondda, Rhondda CT

Duguid, Margaret (UKIP) Coedffranc N., Neath PT

Dunbar, Alexander I. (Lab) Connah's Quay S., Flintshire

Dunbobbin, Andy (Lab) Connah's Quay Goltfryn, Flintshire

Duncan, Michael J. (Con) Shaftesbury, Newport

Dunckley, Jim (PC) Penyrheol, Swansea

Dunn, Brian (Ind) Connah's Quay Wepre, Flintshire

Dunn, Joshua B. (Ind) Town, Merthyr

Dunn, Thomas R. (Lab) Gower, Swansea

Durke, Mike (Lab) Cockett, Swansea

Durrant, Alan S. (Ind) Llanrhystud, Ceredigion

Durrant, Emily V. (Grn) Llangors, Powys

Dutton, Bob (Ind) Erddig, Wrexham

Dutton, Julian A. (LD) Llandovery, Carmarthenshire

Dyment-Hughes, Rachael J. (Con) Holywell E., Flintshire

Dymock, Lisa C. (Con) The Elms, Monmouthshire

E

Earith, Lowri T. (Lab) Halkyn, Flintshire

Eason, Tony (Lab) Dewstow, Monmouthshire

Eastment, Philip M. (Con) Caergybi, Anglesey

Eastwood, Sian M.B. (LD) New Brighton, Flintshire

Ebrahim, Saeed N. (Lab) Butetown, Cardiff

Edger, Kevin (Con) Pendre, Bridgend

Edmunds, Damian P. (Ind) Pontnewydd, Torfaen

Edmunds, Jeff (Lab) Bigyn, Carmarthenshire

Edwards, Alan (Ind) New Broughton, Wrexham

Edwards, Bethany A. (PC) New Tredegar, Caerphilly

Edwards, Callum W. (Lab) Pen-y-Cae S., Wrexham

Edwards, Carolyn (PC) Blaengwrach, Neath PT

Edwards, Christopher D. (PC) Taffs Well, Rhondda CT

Edwards, Christopher G. (Con) Trellech Utd, Monmouthshire

Edwards, Dafydd W. (Ind) Llansantffraed, Ceredigion

Edwards, Dave (LD) Llandrinio, Powys

Edwards, David G. (Grn) Kidwelly, Carmarthenshire

Edwards, David G. (Lab) Gwersyllt W., Wrexham

Edwards, David W. (Lab) Pembroke St Mary N., Pembrokeshire

Edwards, Donna L. (Ind) Queensferry, Flintshire

Edwards, Elwyn (PC) Llandderfel, Gwynedd

Edwards, Glyndwr L. (LD) Aberystwyth Penparcau, Ceredigion

Edwards, Goronwy O. (Ind) Caerhun, Conwy

Edwards, Ian M. (LD) Llay, Wrexham

Edwards, Jeff (Ind) Merthyr Vale, Merthyr

Edwards, Jordan (Con) Harlech, Gwynedd

Edwards, Keith (Ind) Maesteg E., Bridgend

Edwards, Lowri C. (PC) Aberbargoed, Caerphilly

Edwards, Lynette M. (Con) Caerwys, Flintshire

Edwards, Mark E. (PC) Aberystwyth Rheidol, Ceredigion

Edwards, Mat (Con) Llandysilio, Powys

Edwards, Penny (Lab) Hengoed, Carmarthenshire

Edwards, Phil (Ind) Ebbw Vale N., Blaenau

Edwards, Rich (TUSC) Ely, Cardiff

Edwards, Richard G. (PC) Newtown S., Powys

Edwards, Robert J. (LD) Penmaenan, Conwy

Edwards, Ruth M. (Con) Llantilio Crossenny, Monmouthshire

Edwards, Stan (UKIP) Caerleon, Newport

Edwards, Stewart T. (Con) St Brides Major, Vale of Glamorgan

Edwards, Ted (Ind) Pen-y-Waun, Rhondda CT

Edwards, Ted (PC) Aberbargoed, Caerphilly

Eeles, Keith R. (Ind) Llanddulas, Conwy

Egbekayi, Favour (PC) Splott, Cardiff

Egelstaff-Thomas, Sam (Lab) Gower, Conwy

Eggbeer, Dominic (LD) Whitchurch, Cardiff

Eggleton, Ann E. (Lab) Llantilio Crossenny, Monmouthshire

Elding, Chloe A.L. (LD) Allt-yr-yn, Newport

Elias, David L. (Ind) Brynmawr, Blaenau

Elin Tudor (PC) Canton, Cardiff

Elliott, Gregory (Con) Penyrheol, Caerphilly

Elliott, Jeffrey A. (Lab) Cwmbach, Rhondda CT

Elliott, William D. (No desc) Milford Hakin, Pembrokeshire

Ellis, Amanda J. (PC) Glyncoch, Rhondda CT

Ellis, Beth (Ind) Bryncoch, Bridgend
 Ellis, Calum (TUSC) Cathays, Cardiff
 Ellis, Carol A. (Ind) Buckley Mountain, Flintshire
 Ellis, David H. (Ind) Trelawnyd, Flintshire
 Ellis, Heather (Con) Rhuddlan, Denbighshire
 Ellis, Martin (Ind) Pelenna, Neath PT
 Ellison, Steve (Lab) Rhyl S.E., Denbighshire
 Elsbury, Colin (PC) St Martins, Caerphilly
 Elsmore, Susan (Lab) Canton, Cardiff
 Elston, David A. (Pirate) St Athan, Vale of Glamorgan
 Eluned, Gwen (PC) Llantrisant Town, Rhondda CT
 Elvins, Christopher J. (Con) Gowerton, Swansea
 Elvins, Ruth A. (Con) Llwynhendy, Carmarthenshire
 Emanuel, Scott (Lab) Treherbert, Rhondda CT
 Embling, Barry C. (Grn) Llangybi Fawr, Monmouthshire
 Emery, Louise G. (Con) Gogarth, Conwy
 Emmet-Lewis, Mary (Con) Cornelly, Bridgend
 Enea, Michael J. (Con) Caerleon, Newport
 England, Joseph W. (Lab) Goetre Fawr, Monmouthshire
 England, Zara (LD) Splott, Cardiff
 English, Robert C. (Soc) Llanarmon-yn-Ial Llandegla, Denbighshire
 Ennis, Alan D. (Ind) Plas Madoc, Wrexham
 Erasmus, David W. (Ind) Hendy, Carmarthenshire
 Ernest, Anthony (Ind) Plymouth, Vale of Glamorgan
 Estebanez, Carol B. (Lab) Cyfarthfa, Merthyr
 Etheridge, Kevin (Ind) Blackwood, Caerphilly
 Evans Paramedic, Rob (Ind) Dafen, Carmarthenshire
 Evans, Alan J. (PC) Llanuwchllyn, Gwynedd
 Evans, Aled L. (PC) Llanystumdwy, Gwynedd
 Evans, Amy I. (Ind) Llwynhendy, Carmarthenshire
 Evans, Anne (Lab) Rhosnesni, Wrexham
 Evans, Anne E. (LD) Aberteifi Rhydfuwch, Ceredigion
 Evans, Barbara (PC) Trealaw, Rhondda CT
 Evans, Ceri (Lab) Morriston, Swansea
 Evans, Charlie (Con) Carmarthen Town S., Carmarthenshire
 Evans, Chris (N Ind) Rogerstone, Newport
 Evans, Christopher M.J. (Grn) West Cross, Swansea
 Evans, Dave (Ind) Maesteg W., Bridgend
 Evans, Dave (Lab) West End, Monmouthshire
 Evans, David (Ind) Nantmel, Powys
 Evans, David (Lab) Shotton E., Flintshire
 Evans, David C. (Lab) Pontamman, Carmarthenshire
 Evans, David J. (PC) Brynna, Rhondda CT
 Evans, David L. (Ind) Llantilio Crossenny, Monmouthshire
 Evans, David R.W. (Ind) Llangeitho, Ceredigion
 Evans, Delwyn (Ind) Dolgellau N., Gwynedd
 Evans, Dougy (Ind) Penydarren, Merthyr
 Evans, Elizabeth (LD) Aberaeron, Ceredigion
 Evans, Elizabeth J. (Con) St Martins, Caerphilly
 Evans, Ellis W. (Ind) Llanboidy, Carmarthenshire
 Evans, Evan J.K. (Ind) Llandysul Town, Ceredigion
 Evans, Garry (Ind) Badminton, Blaenau
 Evans, Geraint (Ind) Llanyre, Powys
 Evans, Glenys M. (PC) Whitchurch, Cardiff
 Evans, Glyn (PC) Cynwyl Elfed, Carmarthenshire
 Evans, Gwilym I. (TUSC) Llandaff N., Cardiff
 Evans, Hazel A.L. (PC) Cenarth, Carmarthenshire
 Evans, Hugh H. (Ind) Llanfair Dyffryn Clwyd Gwyddelwern, Denbighshire
 Evans, James (Con) Gwernyfed, Powys
 Evans, James S. (Ind) Sandfields W., Neath PT
 Evans, Jamie (Con) Cefn Glas, Bridgend
 Evans, Jamie (PC) Neath S., Neath PT
 Evans, Jeff (LD) Victoria, Newport
 Evans, Jeffrey M. (Ind) Ynys Gybi, Anglesey
 Evans, John (Con) St James, Caerphilly
 Evans, John (Ind) Glynneath, Neath PT
 Evans, John A. (Grn) Morfa, Bridgend
 Evans, John O. (PC) Penmaen, Caerphilly
 Evans, John W. (Con) Uplands, Swansea
 Evans, Julia (Con) Felinfoel, Carmarthenshire
 Evans, Justine M. (Con) Rhyl S., Denbighshire
 Evans, Kathy (Lab) Upper Cwmbrian, Torfaen
 Evans, Keith J. (UKIP) Pontyberem, Carmarthenshire
 Evans, Kelly J. (Ind) Shotton Higher, Flintshire
 Evans, Lewis L. (Lab) Abersychan, Torfaen

Evans, Linda D. (PC) Llanfihangel-Ar-Arth, Carmarthenshire
 Evans, Malcolm S. (LD) Grange town, Cardiff
 Evans, Mandy (Lab) Bonymaen, Swansea
 Evans, Margaret (Con) Gabalfa, Cardiff
 Evans, Margaret (Lab) Treorchy, Rhondda CT
 Evans, Mark (TUSC) Upper Loughor, Swansea
 Evans, Mark A. (Lab) New Tredegar, Caerphilly
 Evans, Mark J. (PC) Cyfartha, Merthyr
 Evans, Matthew R.H. (Con) Allt-yr-yn, Newport
 Evans, Michael J. (Ind) Shotton E., Flintshire
 Evans, Peter (Ind) Prestatyn Meliden, Denbighshire
 Evans, Peter G. (PC) Llandysul Town, Ceredigion
 Evans, Philip C. (Ind) Tudno, Conwy
 Evans, Rhys D. (Lab) Johnston, Pembrokeshire
 Evans, Ryan (Lab) Ynyshir, Rhondda CT
 Evans, Sharon (Ind) Newtown S., Powys
 Evans, Sheryl (Lab) Aberaman N., Rhondda CT
 Evans, Simon (Lab) Rogiet, Monmouthshire
 Evans, Steven (Lab) Upper Cwmbrian, Torfaen
 Evans, Stuart H. (Ind) Abersychan, Torfaen
 Evans, Terry (Ind) Chirk S., Wrexham
 Evans, Tim (No desc) Haverfordwest Portfield, Pembrokeshire
 Evans, Vivian (UKIP) Llanishen, Cardiff
 Evans, William (Lab) Kingsbridge, Swansea
 Evans, William J. (Con) Llanrhian, Pembrokeshire
 Evans, William T. (PC) Llangyndeyrn, Carmarthenshire
 Evans-Fear, Sera (PC) Treorchy, Rhondda CT
 Evans-Thomas, Chris (Con) Haverfordwest Garth, Pembrokeshire
 Evetts, Luke W.A. (Con) Stow Hill, Newport

F

Fairclough, Gareth (Con) Rhondda, Rhondda CT
 Fairlamb, Neil (Con) Seiriol, Anglesey
 Fallon, Julie D. (No desc) Deganwy, Conwy
 Farina-Childs, Andrew D. (Ind) Blackwood, Caerphilly
 Farr, Neelo (Lab) Newcastle, Bridgend
 Farrell, Linda (UKIP) Llansamlet, Swansea
 Farrell, Matthew R. (PC) Risca W., Caerphilly
 Fathallah, Joe (TUSC) Grange town, Cardiff
 Fawcitt, Tim (Con) Caldicott Castle, Monmouthshire
 Feakins, Mat (Con) Drybridge, Monmouthshire
 Fearn, Lisa A. (Ind) Abergwili, Carmarthenshire
 Fearn, Lisa M. (Lab) Gwernymynydd, Flintshire
 Feeley, Bobby (LD) Ruthin, Denbighshire
 Felix, Joao F.R. (TUSC) Splott, Cardiff
 Fellowes, Pauline (PC) Coedfranc C., Neath PT
 Felton, Lee (PC) Bryn, Neath PT
 Fernley, Charles D. (Ind) Marchog, Gwynedd
 Ferris, Charles (Con) Allt-yr-yn, Newport
 Fidler Jones, Martin (Lab) Hawthorn, Rhondda CT
 Field, George C. (Con) Llansamlet, Swansea
 Fildes, David (Con) Shotton W., Flintshire
 Fischer, Christoph F. (LD) Llagadog, Carmarthenshire
 Fisher, Kathleen (Con) Pentwyn, Cardiff
 Fisher, Robert L.C. (Con) Court, Vale of Glamorgan
 Fitter, Rhydian E. (PC) Killay N., Swansea
 Fitton, Joanne (Lab) Mayals, Swansea
 Fitzgerald, Wendy (S Ind) Penllergaer, Swansea
 Fitzpatrick, Liam (Ind) Talybont-on-Usk, Powys
 Flanagan, Jan (N Ind) Tredegar Park, Newport
 Flanagan, Nathan T. (PC) Moriah, Caerphilly
 Fleet, Hannah (Ind) Llandrillo-yn-Rhos, Conwy
 Flower, Neil (LD) Llanyfriog, Ceredigion
 Flower, Stefani (LD) Aberporth, Ceredigion
 Floyd, Ray (Lab) Grosvenor, Wrexham
 Flynn, Kevin J. (Con) Hengoed, Carmarthenshire
 Flynn, Rachel R. (Con) Prestatyn N., Denbighshire
 Flynn, Tony (Con) Prestatyn N., Denbighshire
 Fogg, Mike (Lab) Pentwyn, Cardiff
 Foley, Pete (Ind) Morfa, Bridgend
 Foley, Richard J. (Con) Trowbridge, Cardiff
 Fontes, Anthony R. (Con) Llay, Wrexham
 Fookes, Catherine (Lab) Wvesham, Monmouthshire
 Ford, Craig (Con) Tyn-y-Nant, Rhondda CT
 Ford, Lisa (PC) Fairwater, Cardiff
 Ford, Matt (Lab) Treveithin, Torfaen
 Ford, Mike (UKIP) Ringland, Newport

Ford, Ross G. (UKIP) Panteg, Torfaen
 Forehead, Christine (Lab) St James, Caerphilly
 Forehead, Elaine (Lab) St James, Caerphilly
 Forey, Mike (Lab) Aberdare E., Rhondda CT
 Forrester, Robert E. (Ind) Overton, Wrexham
 Forsey, Yvonne (Lab) Rogerstone, Newport
 Foster, Ely (Grn) Llanfihangel Ystrad, Ceredigion
 Foster, Greg (Lab) Cilcain, Flintshire
 Foulds, David (Ind) Smithfield, Wrexham
 Fouweather, David T. (Con) Allt-yr-yn, Newport
 Fowler, Philip (Ind) Crumlin, Caerphilly
 Fox, Adam (Lab) Penrhiwceiber, Rhondda CT
 Fox, Amanda L. (Lab) Burry Port, Carmarthenshire
 Fox, Bob (Ind) Graig, Rhondda CT
 Fox, Jackie (Lab) Mountain Ash E., Rhondda CT
 Fox, Peter A. (Con) Portskewett, Monmouthshire
 Frame, Linda M. (PC) Mawr, Swansea
 Francis, Gerald L. (LD) Gilfach Goch, Rhondda CT
 Francis, Lianne E. (TUSC) Grange town, Cardiff
 Francis-Davies, Robert (Lab) Morriston, Swansea
 Franks, Chris (PC) Dinas Powys, Vale of Glamorgan
 Frayling, Lyndon L. (No desc) Haverfordwest Garth, Pembrokeshire
 Freeguard, Sharon E. (Lab) Port Talbot, Neath PT
 Freeman, Peter A. (PC) Pembrey, Carmarthenshire
 French, Monica M. (LD) Llanegwad, Carmarthenshire
 Frobisher, Gerry (Con) Prestatyn Meliden, Denbighshire
 Frost, Anthony H. (Con) Gorslas, Carmarthenshire
 Furlong, Celfyn W. (Con) Llifon, Anglesey
 Fussell, James E. (PC) St Martins, Caerphilly
 Fychan, Heledd (PC) Pontypridd Town, Rhondda CT

G

Gadsby, Rhys T. (Con) Penylan, Cardiff
 Gaffey, Bob (PC) Mold W., Flintshire
 Gaffney, David (Lab) Kinnel Bay, Conwy
 Gair, Ann (Lab) St Cattwg, Caerphilly
 Gale, June (Lab) Bedwas, Caerphilly
 Gallagher, Stephen J. (Con) Sketty, Swansea
 Galsworthy, Charlotte E. (Lab) Bryn, Neath PT
 Galsworthy, Ernie (Lab) Treharris, Merthyr
 Games, Sam (Ind) Crickhowell, Powys
 Ganczakowski, Adam (Con) Uplands, Swansea
 Gant, Bob (Con) Llantwit Major, Vale of Glamorgan
 Gapper-Hampson, David G. (Con) Malpas, Newport
 Gardner, Julian M. (Lab) Brynmawr, Blaenau
 Garland, Jayne E. (PC) St James, Caerphilly
 Garlick, Peter A. (Ind) Bontnewydd, Gwynedd
 Garrick, Rachel C. (Lab) Portskewett, Monmouthshire
 Gaskell, Peter C. (Grn) Bedwas, Caerphilly
 Gates, Matthew H. (Con) Duvant, Swansea
 Gauden, Joanne (Lab) Croesyceiliog N., Torfaen
 Gay, Eileen V. (Ind) Saltney Stonebridge, Flintshire
 Gebbie, Jane (Lab) Pyle, Bridgend
 Gee, Chrissy (Ind) Broughton S., Flintshire
 Gentry, Bernard A.R. (Con) Abersoch, Gwynedd
 George, Elaine (Lab) Abercynon, Rhondda CT
 George, Huw M. (No desc) Maenclochog, Pembrokeshire
 George, Les (Con) Caersws, Powys
 George, Nigel (Lab) Risca E., Caerphilly
 Geraghty, Tony (Lab) Llanrhystud, Ceredigion
 Germain, Kathryn E. (PC) Llanharan, Rhondda CT
 German, Mike (Ind) Prestatyn C., Denbighshire
 Gettings, Norman (Lab) Whitchurch, Cardiff
 Gibbard, Louise S. (Lab) Duvant, Swansea
 Gibbons, Philip M. (LD) Cenarth, Carmarthenshire
 Gibbs, Kevin (Ind) Penydarren, Merthyr
 Gibson, Andrea E. (PC) Ely, Cardiff
 Gibson-Watt, James (LD) Glasbury, Powys
 Giffard, Tom (Con) Brackla, Bridgend
 Gilasbey, Sarah J. (PC) Kidwelly, Carmarthenshire
 Gilbert, Adam O. (Lab) Bishopston, Swansea
 Gilbert, Laura C. (Con) Penyrheol, Swansea
 Gilbert, Matthew P. (Con) West Cross, Swansea

Giles, Gail E. (Lab) Caerleon, Newport
 Gillie, Sarah L. (LD) Drybridge, Monmouthshire
 Gilmartin, Russell (Con) Marford, Wrexham
 Gingell, Belinda (Ind) Bargoed, Caerphilly
 Gittins, Steve (Lab) Stansy, Wrexham
 Gliddon, Angela E. (Lab) Lligwy, Anglesey
 Glyn, Gweno (PC) Efailnewydd, Gwynedd
 Glyn, Simon (PC) Tudweiliog, Gwynedd
 Goddard, Susan (Lab) Ely, Cardiff
 Godfrey, Robert M. (LD) Llanishen, Cardiff
 Godfrey, Russell E. (Ind) Wenvoe, Vale of Glamorgan
 Golding, Alan (Lab) Rhiwbina, Cardiff
 Golding, Ceri P. (Ind) Aberavon, Neath PT
 Golding, Lucy (Con) Plasnewydd, Cardiff
 Goldsworthy, Nathan G. (Ind) Brackla, Bridgend
 Golesworthy, Robert (Con) Hay, Powys
 Gonzalez, Lee G. (Con) Cyncoed, Cardiff
 Gonzalez, Marc (Con) Plasnewydd, Cardiff
 Goodchild, Kath (Lab) Bronington, Wrexham
 Goodger, Philip (Con) Bedwas, Caerphilly
 Goodway, Russell V. (Lab) Ely, Cardiff
 Gordon, Colin J. (Lab) Pontllanfraith, Caerphilly
 Gordon, Daryl (Lab) Aberkenfig, Bridgend
 Gordon, Fiona M. (Lab) Castle, Swansea
 Gordon, Iona M. (Lab) Riverside, Cardiff
 Gorman, Ian W. (UKIP) Penyrheol, Caerphilly
 Gosling, John B. (Ind) Abersoch, Gwynedd
 Gough, Robert W. (PC) Llanbradach, Caerphilly
 Gould, Sam (UKIP) St James, Caerphilly
 Graham, Maria (Ind) Llantarnam, Torfaen
 Graham, Tony (Lab) St Martins, Caerphilly
 Grange, Barry E. (Ind) Hundleton, Pembrokeshire
 Grant, Don (LD) St Arvans, Monmouthshire
 Granville, Richard M. (Lab) Cornelly, Bridgend
 Gray, Ben (Con) Plymouth, Vale of Glamorgan
 Gray, Rose D. (No desc) Milford Hubberston, Pembrokeshire
 Greagsby, Anne (PC) St Augustine, Vale of Glamorgan
 Greaves, David T. (UKIP) Overmonnow, Monmouthshire
 Greedy, Steff (PC) Splott, Cardiff
 Green, Cheryl A. (LD) Bryntirion, Bridgend
 Green, Jeff (Christ) Llandrindod S., Powys
 Greenaway, Lewis (PC) Cornerswell, Vale of Glamorgan
 Greenhalgh, Stephen P. (LD) Aberteifi Teifi, Ceredigion
 Greenland, Bob (Con) Devauden, Monmouthshire
 Greenwood, Adam J. (Lab) Mitchel Troy, Monmouthshire
 Gregory, Arthur B. (Ind) Saltney Mold Junction, Flintshire
 Gregory, Jeffrey (Ind) Llwyn-y-Pia, Rhondda CT
 Gregory, Tony (Ind) Sirhowy, Blaenau
 Grehan, Danny (PC) Tonyrefail E., Rhondda CT
 Grice, Phil (Lab) Carmarthen Town S., Carmarthenshire
 Griffin, Bob (LD) Town, Merthyr
 Griffin, Gill (PC) Llandaff N., Cardiff
 Griffin, Jason (Con) Riverside, Cardiff
 Griffith, Gareth W. (PC) Y Felinheli, Gwynedd
 Griffith, John W. (PC) Talybolion, Anglesey
 Griffith-David, Morgan R. (LD) Canton, Cardiff
 Griffiths, Andy (Ind) Court, Vale of Glamorgan
 Griffiths, Anthony H. (Con) Dewstow, Monmouthshire
 Griffiths, Anthony W. (Lab) Haverfordwest Portfield, Pembrokeshire
 Griffiths, Cerith (PC) Trowbridge, Cardiff
 Griffiths, David J. (Ind) Gwersyllt E., Wrexham
 Griffiths, David P. (UKIP) Llandrillo-yn-Rhos, Conwy
 Griffiths, Dilwyn (PC) Bro Aberffraw, Anglesey
 Griffiths, Elspeth M.L. (UKIP) Colwyn, Conwy
 Griffiths, Evan S. (PC) Porthmadog W., Gwynedd
 Griffiths, Gareth W. (PC) Bethel, Gwynedd
 Griffiths, Ian (Lab) Bryntirion, Bridgend
 Griffiths, Janet (Lab) Blackwood, Caerphilly
 Griffiths, John (Lab) Seiriol, Anglesey
 Griffiths, Kevin M. (Ind) Pontardulais, Swansea
 Griffiths, Margaret (Lab) Pont-y-Clun, Rhondda CT
 Griffiths, Mark E. (Comm) Llantarnam, Torfaen
 Griffiths, Nicole (PC) Cymmer, Rhondda CT
 Griffiths, Owen (Lab) Buttrills, Vale of Glamorgan
 Griffiths, Paul (Lab) Pont-y-Clun, Rhondda CT
 Griffiths, Peter H. (PC) Carmarthen Town E., Carmarthenshire

Griffiths, Richard (Ind) Twrcelyn, Anglesey
 Griffiths, Steve (Con) Dinas Powys, Vale of Glamorgan
 Griffiths, Steve (Lab) The Elms, Monmouthshire
 Griffiths, Victoria (PC) Sandfields W., Neath PT
 Griffiths, Wyndham F. (PC) Bryncoch N., Neath PT
 Grigg, Richard (PC) Dinas Powys, Vale of Glamorgan
 Grosvenor, Richard J. (LD) Goodwick, Pembrokeshire
 Groucutt, Martyn (Lab) Lansdown, Monmouthshire
 Gruffydd, Alwyn (LG) Porthmadog Tremadog, Gwynedd
 Gruffydd, Emyr R. (PC) Cathays, Cardiff
 Guest, Robin J.T. (LD) Mold S., Flintshire
 Guppy, Linda (LD) Rogiet, Monmouthshire
 Guscott, Elaine (Lab) Llangynwyd, Bridgend
 Guy, John A. (Lab) Alway, Newport
 Gwynn, Lawrence D. (UKIP) Llanishen, Cardiff
 Gwyther, Phil (Ind) Pembroke Dock C., Pembrokeshire

H

Hack, Jamie (PC) Hermitage, Wrexham
 Haddon, Bryan J. (UKIP) Whitland, Carmarthenshire
 Hadgkiss, Philip B. (Ind) New Inn, Torfaen
 Hainge, Derek C. (Lab) Marchog, Gwynedd
 Hale, Don (Ind) Deganwy, Conwy
 Hale, Granville (Con) Gilfach, Caerphilly
 Hale, Jan (Lab) Aethwy, Anglesey
 Hale, Joanna (PC) Cadoxton, Neath PT
 Hale, Joe (Lab) St Thomas, Swansea
 Hale, Marc A. (Con) Llanyrafon W., Torfaen
 Hale, Paul R. (Ind) Trevethin, Torfaen
 Hale, Stacey (Con) Rassau, Blaenau
 Hall, Brian J. (No desc) Pembroke Dock Market, Pembrokeshire
 Hall, Gary P. (Ind) Llay, Wrexham
 Hall, Jo D. (Lab) Bodelwyddan, Denbighshire
 Hall, Phil (LD) Sketty, Swansea
 Hall, Thomas J. (Con) Trowbridge, Cardiff
 Hallett, Deanna M. (Con) St Cadocs, Torfaen
 Hallett, Tony (PC) Ton-Teg, Rhondda CT
 Halley, Brian T.O. (Lab) Cartrefle, Wrexham
 Ham, Alexandra H. (Grn) St John, Powys
 Ham, Gren (Grn) St Mary, Powys
 Hambly, Paul D. (Con) Penderry, Swansea
 Hamilton, Howard (Lab) Illtyd, Vale of Glamorgan
 Hamilton, Mike (LD) Victoria, Newport
 Hammond, Royston G. (Ind) Brynccrug, Gwynedd
 Hammond, Zoe A. (PC) Pontllanfraith, Caerphilly
 Hampson, Jim (Con) Malpas, Newport
 Hampson, Ron (Lab) Buckley Bistre W., Flintshire
 Hampton, Tony (Con) Illtyd, Vale of Glamorgan
 Hanagan, Eudine (Lab) Tonyrefail E., Rhondda CT
 Hancock, Bledwyn W. (Ind) Cyfarthfa, Merthyr
 Hancock, Brian (PC) Risca W., Caerphilly
 Hancock, Dave (Lab) Abergele-Pensarn, Conwy
 Hancock, Denzil (Ind) Six Bells, Blaenau
 Hancock, Nicky (No desc) Hundleton, Pembrokeshire
 Hancock, Simon L. (No desc) Neyland E., Pembrokeshire
 Hando, David M. (LD) Langstone, Newport
 Hanks, Sally M. (LF) Llantwit Major, Vale of Glamorgan
 Hannam, Diana (Ind) Rhyl E., Denbighshire
 Hardacre, David T. (Lab) Darren Valley, Caerphilly
 Hardcastle, George (Ind) Aston, Flintshire
 Harding, Lindsey (Lab) Gilfach, Caerphilly
 Harding, Peter (LD) Canton, Cardiff
 Hargrove, Dale (LD) Rhiwbina, Cardiff
 Harkness, Patrick J. (Lab) Drybridge, Monmouthshire
 Harnett, Kelvin P. (Ind) Pontnewydd, Torfaen
 Harper, Carrie (PC) Queensway, Wrexham
 Harries, Alun D. (PC) Ammanford, Carmarthenshire
 Harries, Chris L. (No desc) Haverfordwest Prendergast, Pembrokeshire
 Harries, Enid M. (Con) Plasnewydd, Cardiff
 Harries, Hayley (PC) Maerdy, Rhondda CT
 Harries, Jack (Lab) Maerdy, Rhondda CT
 Harries, Norman P. (No desc) Newport, Pembrokeshire
 Harries, Paul V. (Lab) Swiss Valley, Carmarthenshire
 Harris, Alex (Grn) Rest Bay, Bridgend
 Harris, Anthony J. (Ind) Stanwell, Vale of Glamorgan
 Harris, Bob (Ind) Treorchy, Rhondda CT
 Harris, Carl J. (PC) Saron, Carmarthenshire
 Harris, Hag (Lab) Lampeter, Ceredigion
 Harris, Ieuan (M Ind) Cyfartha, Merthyr
 Harris, Jane (Lab) Pontardulais, Swansea
 Harris, Jimmy (Ind) Severn, Monmouthshire
 Harris, John (Lab) Allt-yr-yn, Newport
 Harris, Maggie (Lab) Crucorney, Monmouthshire
 Harris, Mike (Ind) Llandinam, Powys
 Harris, Mike (Ind) Pontypool, Torfaen
 Harris, Robert P. (Con) Neath E., Neath PT
 Harris, Roger G. (Lab) Croesonen, Monmouthshire
 Harris, Rosemarie (Ind) Llangynidr, Powys
 Harris, Sian (Ind) Crynant, Neath PT
 Harris, Stewart (Con) Rhyl E., Denbighshire
 Harrison, Ian (Con) Guilsfield, Powys
 Harrison, Tom (UKIP) Trowbridge, Cardiff
 Harse, Dai (Lab) Moriah, Caerphilly
 Hart, Geoff (Lab) Brynford, Flintshire
 Hart, Pat (LD) Pensarn, Conwy
 Hart, Phillip W. (No desc) Johnston, Pembrokeshire
 Hart, Richard J. (UKIP) Llanfihangel Aberbythych, Carmarthenshire
 Hartland, John (Lab) Illtyd, Vale of Glamorgan
 Hartley, Christopher J. (Con) Llandrindod E., Powys
 Hartnoll, Gemma L. (Lab) Cornelly, Bridgend
 Hartrey, Val (PC) Dinas Powys, Vale of Glamorgan
 Harts, Mackie (Ind) E.Williamston, Pembrokeshire
 Harvey, Debbie (Lab) Alway, Newport
 Harvey, Debbie (Lab) Dyffryn, Neath PT
 Harvey, Jon (Ind) Pembroke St Mary N., Pembrokeshire
 Harvey, Matthew R. (PC) Caerau, Cardiff
 Harvey, Mike (Lab) Coedffranc N., Neath PT
 Harvey, Stephen J. (Ind) Bronington, Wrexham
 Harwood, Janie A. (Grn) Solva, Pembrokeshire
 Hastie, Brian (Lab) Godre'rgraig, Neath PT
 Hatton, Keith (PC) Dinas Powys, Vale of Glamorgan
 Havard, Derek (Lab) Bedwas, Caerphilly
 Havard, Mary U. (No desc) Merlins Bridge, Pembrokeshire
 Hawker, Christopher (Lab) Cefn Forest, Caerphilly
 Hawkins, Amanda J. (Ind) Mostyn, Conwy
 Hawkins, Jack (Lab) Cowbridge, Vale of Glamorgan
 Hayat, Ibrahim (Lab) Pillgwenlly, Newport
 Hayat, Kassim (Lab) Allt-yr-yn, Newport
 Hayat, Rahman (Lab) Ringland, Newport
 Hayden, Keith (Lab) Georgetown, Blaenau
 Hayes, Rosemary R. (No desc) Saundersfoot, Pembrokeshire
 Hayes, Stephen M. (Ind) Montgomery, Powys
 Hayfield, Peter J.H.J. (NHAP) Llansantffraed, Ceredigion
 Haynes, Elizabeth (Ind) St Dials, Torfaen
 Haynes, Glyn (Lab) Caergybi, Anglesey
 Haynes, Ken (UKIP) Pontardulais, Swansea
 Hayward, Edmund R. (Con) Llangunllo, Powys
 Head, Stephen N. (Lab) Castle, Monmouthshire
 Healey, David J. (Lab) Caergwrle, Flintshire
 Healey, Gladys (Lab) Hope, Flintshire
 Healy, Matthew (Lab) Erddig, Wrexham
 Healy, Stewart (Ind) Beaufort, Blaenau
 Heap-Williams, Pauline S. (Con) Gele, Conwy
 Heart, Sian (Con) Aberdare W., Rhondda CT
 Hebron, Pat (Lab) Mostyn, Conwy
 Hedges, Jedediah (Pirate) Castleland, Vale of Glamorgan
 Hedges, Keith F. (Con) Cockett, Swansea
 Heesom, Patrick G. (No desc) Mostyn, Flintshire
 Helliwell, David W. (Con) Sketty, Swansea
 Hemingway, Catherine (Con) Adamsdown, Cardiff
 Hemingway, Rowland (Con) Plasnewydd, Cardiff
 Hemmings, Frank (Lab) Chirk N., Wrexham
 Hemsley, Matt (LD) Ely, Cardiff

Hemsley-Rice, Aimee L. (S Ind) Kingsbridge, Swansea
Hemsley-Rice, Stuart J. (S Ind) Gorseinon, Swansea
Hennegan, Terry (Lab) Penderry, Swansea
Hennessy, Andrew (Lab) St Brides Major, Vale of Glamorgan
Henry, John (Lab) Marford, Wrexham
Henshaw, Jane (Lab) Splott, Cardiff
Hepburn, Vicky (LD) Shirenewton, Monmouthshire
Herbert, George F. (PC) Glanymor, Carmarthenshire
Herbert, Owen E. (TUSC) Townhill, Swansea
Herdman, Nia F. (Lab) Seven Sisters, Neath PT
Hexter, Matt (Lab) Gabalfa, Cardiff
Hibbert, David (Con) Hirael, Gwynedd
Higgins, Tina M. (Lab) Tycroes, Carmarthenshire
Higginson, Jim (Lab) Severn, Monmouthshire
Higgs, Alan G. (Lab) Aberbargoed, Caerphilly
Higham, Emily H. (Con) Cathays, Cardiff
Hilditch-Roberts, Huw (Ind) Ruthin, Denbighshire
Hill, Alan J. (Con) Fairwater, Cardiff
Hill, John (UKIP) Llanishen, Cardiff
Hill, Maria H. (Con) Llanrumney, Cardiff
Hill, Richard J. (Con) Liswerry, Newport
Hill, Richard J. (Ind) Brynmawr, Blaenau
Hill-John, Gavin (Con) Pentyrch, Cardiff
Hill-John, Philippa (Con) Llandaff, Cardiff
Hillman, Des (Ind) Blaina, Blaenau
Hillman, Simon R. (Con) Penrhyn, Conwy
Hinchey, Graham J. (Lab) Heath, Cardiff
Hinchliff, Andrew R. (Lab) Bryn, Conwy
Hind, Lia M. (Ind) St Kingsmark, Monmouthshire
Hinds, Cindy (Lab) Penyffordd, Flintshire
Hinds, Raymond R. (Con) Lower Loughor, Swansea
Hinge, Paul (LD) Tirymynach, Ceredigion
Hingley, Will (Lab) Newton, Bridgend
Hobbley, James R. (Ind) Marford, Wrexham
Hobbs, Anita M. (Lab) Tredegar C., Blaenau
Hobin, Lorraine D. (Ind) Two Locks, Torfaen
Hobson, Phil (LD) Larkfield, Monmouthshire
Hobson, Richard (Ind) Overton, Wrexham
Hodder, Shelly (Lab) Morgan Jones, Caerphilly
Hodges, Henry W. (LD) St Kingsmark, Monmouthshire
Hodges, Nic (PC) Baruc, Vale of Glamorgan
Hodges, Shirley A. (PC) Cowbridge, Vale of Glamorgan
Hodgins, Wayne K. (Ind) Brynmawr, Blaenau
Hodgson, Tessa (No desc) Lamphey, Pembrokeshire
Hodkinson, Timothy E. (Ind) Llangollen Rural, Wrexham
Hogg, Graham N. (Lab) Abermaw, Gwynedd
Hogg, James (Con) Glyn, Carmarthenshire
Holborn, Mark C. (PC) Brynmawr, Blaenau
Hold, Mike (Ind) Mostyn, Conwy
Holden, Gareth A. (PC) Gabalfa, Cardiff
Holgate, Andrew J. (Con) Trelawnyd, Flintshire
Holland, Mark (Ind) Six Bells, Blaenau
Holland, Martyn L. (Con) Llanarmon-yn-Ial Llandegla, Denbighshire
Holley, Chris (LD) Cwmbwrla, Swansea
Holley, Nicola A. (LD) Cockett, Swansea
Holliday, Carol (Lab) Prestatyn E., Denbighshire
Holloway, Jean (Con) Abersychan, Torfaen
Hollsing, Mia (TUSC) Mountain Ash West, Rhondda CT
Holmes, Glynne (Lab) Llantrisant Town, Rhondda CT
Holmes, Steven A. (Con) Cynwyl Gaeo, Carmarthenshire
Holt, Julie (Ind) Abertillery, Blaenau
Holt, Tim (Con) Gwernymynydd, Flintshire
Holyoake, Tracey (Lab) Pllgwenny, Newport
Hood, Alan (Con) Glasbury, Powys
Hood-Williams, Paxton (Con) Fairwood, Swansea
Hooper, Lewis (Con) Ton-Teg, Rhondda CT
Hooper, Mark J. (PC) Buttrills, Vale of Glamorgan
Hopkins, Beverley (Lab) Landore, Swansea
Hopkins, David H. (Lab) Townhill, Swansea
Hopkins, Geraint E. (Lab) Llanharan, Rhondda CT
Hopkins, Geraint G. (Ind) Gwernyfed, Powys
Hopkins, Kath (Lab) Rogerstone, Newport
Hopkins, Simon P. (Ind) Aberdulais, Neath PT
Hopkins, Steve (Lab) Fairwood, Swansea
Hopley, Gill (Ind) New Quay, Ceredigion
Horler, Jon (Lab) Pontnewydd, Torfaen
Horler, Nick (Ind) Abersychan, Torfaen
Hoselitz, Virginia (Lab) Usk, Monmouthshire
Hotten, Vince (Lab) Pontardawe, Neath PT
Hough, Peter L. (LD) Newtown Llanllwchaearn W., Powys
Hourahine, Phil (Lab) St Julians, Newport
Houston, Ken (PC) Gilfach, Caerphilly
Howard, Denise (Con) Killay N., Swansea
Howard, Giles (Con) Llanfoist Fawr, Monmouthshire
Howarth, Simon G.M. (Ind) Llanelly Hill, Monmouthshire
Howcroft, David (Con) Glyn, Conwy
Howe, Cathy (Lab) Llansanffraid, Conwy
Howe, Phil (Ind) Ferndale, Rhondda CT
Howell, Ken (PC) Llangeler, Carmarthenshire
Howells, Gareth (Lab) Caerau, Bridgend
Howells, Gordon (Con) Penclawdd, Swansea
Howells, Marina P. (Con) Mynyddbach, Swansea
Howells, Nigel (LD) Adamsdown, Cardiff
Howells, Thomas B. (Con) Mynyddbach, Swansea
Howells-Cook, Vikky (Con) St Julians, Newport
Howlett, David K. (Con) Wiston, Pembrokeshire
Huang, Jack Y. (Con) Cockett, Swansea
Hudson, Lyn (Con) Heath, Cardiff
Hudson, Peter M. (Con) Heath, Cardiff
Hudson, Stanley T. (Con) Milford N., Pembrokeshire
Hughes, Annwen (PC) Llanbedr, Gwynedd
Hughes, Barbara (Con) Llanfair Dyffryn Clwyd Gwyddelwern, Denbighshire
Hughes, Catherine J. (PC) Tregaron, Ceredigion
Hughes, Chris (Lab) Glyn, Conwy
Hughes, Colin L. (Ind) Denbigh Upper, Denbighshire
Hughes, Dai D. (Ind) Bynea, Carmarthenshire
Hughes, Dave (Lab) Llanfynydd, Flintshire
Hughes, David (Ind) Dowlais, Merthyr
Hughes, Edith M. (Ind) Oldcastle, Bridgend
Hughes, Elaine (Con) Bonymaen, Swansea
Hughes, Eric (Ind) Llangewydd, Bridgend
Hughes, Gareth W. (Lab) Tonypanyd, Rhondda CT
Hughes, Grant (Ind) Brynmawr, Blaenau
Hughes, Gwilym (PC) Pentwyn, Cardiff
Hughes, Hugh R.M. (Ind) Borth, Ceredigion
Hughes, Jason (Lab) Caerleon, Newport
Hughes, John (Con) Ruthin, Denbighshire
Hughes, John B. (Ind) Llanengan, Gwynedd
Hughes, Kenneth P. (Ind) Talybolion, Anglesey
Hughes, Kevin (Ind) Gwernymynydd, Flintshire
Hughes, Kevin (Lab) Ponciau, Wrexham
Hughes, Louise (Ind) Llangelynin, Gwynedd
Hughes, Meilyr B. (PC) Llwynhendy, Carmarthenshire
Hughes, Nathan A. (UKIP) Llay, Wrexham
Hughes, Owain A.G. (PC) Aberaeron, Ceredigion
Hughes, Paul B. (UKIP) Upper Cwmbran, Torfaen
Hughes, Peter E. (Ind) Pelenna, Neath PT
Hughes, Philip M. (Ind) St Clears, Carmarthenshire
Hughes, Raymond (No desc) Leeswood, Flintshire
Hughes, Rhydian (PC) Uwchaleid, Conwy
Hughes, Richard M. (Ind) Hendre, Gwynedd
Hughes, Richard S. (Lab) Pentyrch, Cardiff
Hughes, Robert W. (LG) Llanllyfni, Gwynedd
Hughes, Ronnie (Lab) Tudno, Conwy
Hughes, Shaz (Ind) Neath E., Neath PT
Hughes, Sian W. (PC) Morfa Nefyn, Gwynedd
Hughes, Steven D. (CVP) Aberaman South, Rhondda CT
Hughes, Tracy N. (Lab) Pensarn, Conwy
Hughes, Trefor L. (PC) Ynys Gybi, Anglesey
Hughes, Vaughan (PC) Lligwy, Anglesey
Hughes, Will B. (Ind) Twrcelyn, Anglesey
Hulme, Heulwen D. (Ind) Rhiwycynon, Powys
Hulson, Saffron D. (Ind) Mold Broncoed, Flintshire
Humphreys, Andrew S. (Ind) Bryn Cefn, Wrexham
Humphreys, Bob (PC) Hawthorn, Rhondda CT
Humphreys, Christine M. (LD) Crwst, Conwy
Humphreys, Irene M. (Lab) Fairwater, Cardiff
Humphreys, Judith M. (PC) Penygroes, Gwynedd
Humphreys, Marcelle J. (Ind) Brackla, Bridgend
Humphreys, Nigel J. (UKIP) Llandybie, Carmarthenshire
Humphreys, Paul J. (LG) Porthmadog E., Gwynedd
Humphries, Graham (Ind) St Augustine, Vale of Glamorgan
Humphries, Victoria (Ind) Plymouth, Vale of Glamorgan
Hunt, Anthony J. (Lab) Panteg, Torfaen
Hunt, Garry (Lab) Llanishen, Cardiff
Hunt, Nigel T. (PC) Aberavon, Neath PT
Hunt, Steve (Ind) Seven Sisters, Neath PT
Hunter, Alan (Ind) Abergele-Pensarn, Conwy
Hunter-Clarke, Melanie J. (UKIP) Llantwit Major, Vale of Glamorgan
Hunter-Clarke, Robin J. (UKIP) Llantwit Major, Vale of Glamorgan
Huntley, Jo (Con) Caerau, Cardiff
Hurst, Jacqui (PC) Hope, Flintshire
Hussain, Altaf (Con) Pen-y-Fai, Bridgend
Hussain, Christopher F. (Lab) Mostyn, Conwy
Hussain, Farzina (Lab) Liswerry, Newport
Hussain, Jahangir (LD) Grangetown, Cardiff
Hussey, Adrian A. (Lab) Newbridge, Caerphilly
Hutchinson, Henry D. (Ind) Buckley Pentrobin, Flintshire
Hutchinson, Jean (Lab) Ton-Teg, Rhondda CT
Huws, Llinos M. (PC) Talybolion, Anglesey
Hyde, Sally (Ind) Sarn, Bridgend
Hytch, David M. (Lab) Gwernaffield, Flintshire
Hywel, Elin (PC) Pwllheli South, Gwynedd

I

Ireland, John G.J. (UKIP) Rumney, Cardiff
Irving, Hugh C. (Con) Prestatyn C., Denbighshire
Isaac, David G. (Lab) Penydarren, Merthyr
Isaac, Deborah (Lab) Gurnos, Merthyr
Isaac, Jayne (Con) Morriston, Swansea
Isherwood, Hilary T. (Con) Llanfynydd, Flintshire
Islam, Rafique (Lab) Radyr, Cardiff
Ismail, Zafar P. (Con) Pllgwenny, Newport
Iwobi, Uzo (Lab) Uplands, Swansea

J

Jackson, Ciaran D.J. (Lab) Brackla, Bridgend
Jackson, Keith A. (Lab) Llandaff, Cardiff
Jackson, Mike (PC) Pontllanfraith, Caerphilly
Jackson-Jones, Mari (Con) Denbigh Lower, Denbighshire
Jacobsen, Frank L. (Lab) Pentwyn, Cardiff
Jago, Sherelle E. (Ind) Bedlinog, Merthyr
James, Alan (Lab) Rhyll W., Denbighshire
James, Andrew (Ind) Llangadog, Carmarthenshire
James, Andrew C. (Con) Crucorney, Monmouthshire
James, Angela (Lab) Killay N., Swansea
James, Arthur J. (Con) Deganwy, Conwy
James, Brian (Con) Rhondda, Rhondda CT
James, Cathy (Lab) Ystalyfera, Neath PT
James, Chris (Lab) Briton Ferry E., Neath PT
James, Emyr G. (Ind) Penbryn, Ceredigion
James, Gaynor E. (Lab) Pontypool, Torfaen
James, Gethin (Ind) Aberporth, Ceredigion
James, Greg (Lab) Killay S., Swansea
James, Joel S. (Con) Llantwit Fardre, Rhondda CT
James, John D. (Lab) Burry Port, Carmarthenshire
James, Lynda (Ind) Pennard, Swansea
James, Malcolm (PC) Llangynydd, Bridgend
James, Margaret E. (Ind) Llangethio, Ceredigion
James, Martyn P. (PC) Ystrad Mynach, Caerphilly
James, Meinir W. (PC) St Ishmael, Carmarthenshire
James, Mike (Lab) Pontardawe, Neath PT
James, Mike (No desc) St Dogmaels, Pembrokeshire
James, Oliver G. (Lab) Cockett, Swansea
James, Owen W. (Ind) Scloddau, Pembrokeshire
James, Pamela J. (Ind) Llanfihangel, Powys
James, Paul (Con) Baruc, Vale of Glamorgan
James, Paul (PC) Llanbadarn Fawr Sulien, Ceredigion
James, Paul (PC) Pen-y-Waun, Rhondda CT
James, Rob (Lab) Lledi, Carmarthenshire
James, Robert I. (Con) Morriston, Swansea
James, Vincent A. (Lab) Maescywmmer, Caerphilly
Jamil, Ahmed (Ind) Betws-yn-Rhos, Conwy
Jamil, Ramsey (Lab) Coity, Bridgend
Jardine, Yvonne V. (Lab) Morriston, Swansea
Jarman, Pauline (PC) Mountain Ash East, Rhondda CT
Jarvie, Thomas H. (Con) Cowbridge, Vale of Glamorgan

Jarvis, Chris (Lab) Bettws, Newport
 Jeacock, Steve (Lab) Saron, Carmarthenshire
 Jeavons, Roger A. (Lab) Liswerry, Newport
 Jeffery, Allan (LD) Uplands, Swansea
 Jeffreys, Nia W. (PC) Porthmadog E., Gwynedd
 Jenkins, Alun (LD) Offa, Wrexham
 Jenkins, Andrew (Lab) Neath E., Neath PT
 Jenkins, Ann (PC) Cwmbach, Rhondda CT
 Jenkins, Ben (Lab) Sketty, Swansea
 Jenkins, Chris (Lab) Victoria, Newport
 Jenkins, David E. (Lab) Glanamman, Carmarthenshire
 Jenkins, David M. (PC) Glanamman, Carmarthenshire
 Jenkins, Dean (Con) Rogerstone, Newport
 Jenkins, Donald W. (Ind) Nantmel, Powys
 Jenkins, Gwyn T. (Ind) Snatchwood, Torfaen
 Jenkins, Hywel L. (PC) Llanrhystud, Ceredigion
 Jenkins, Ian D. (Lab) Pentre, Rhondda CT
 Jenkins, John L. (Con) Ceiriog, Wrexham
 Jenkins, John P. (Ind) Elli, Carmarthenshire
 Jenkins, Pat (Ind) Llandybie, Carmarthenshire
 Jenkins, Peredur (PC) Brithdir, Gwynedd
 Jenkins, Richard (PC) Coychurch Lower, Bridgend
 Jenkins, Robert I. (PC) Gower, Conwy
 Jenkins, Shaun M. (Con) Llanishen, Cardiff
 Jenkins, Steffan (PC) Penbryn, Ceredigion
 Jenkins, Steven O. (Grn) Upper Cwmbran, Torfaen
 Jenkins, Viv (PC) Hendre, Bridgend
 Jenner, Amanda (Con) Trewern, Powys
 Jeorrett, Adrienne J. (Lab) Smithfield, Wrexham
 Jeremiah, Leeroy (Lab) Newbridge, Caerphilly
 Jeremiah, Mike (Ind) Wainfein, Torfaen
 Jermyn, Marie E. (Con) St Julians, Newport
 Jerrett, Nigel J. (PC) Garnant, Carmarthenshire
 Jerrett, Richard (LD) Plasnewydd, Cardiff
 Jo Rao (Lab) Aber Valley, Caerphilly
 Job, Claire L. (TUSC) Castle, Swansea
 John, Chris (PC) Llanrhian, Pembrokeshire
 John, Colin T. (TUSC) Castle, Swansea
 John, Crispin A. (UKIP) Llanishen, Cardiff
 John, Gareth H. (PC) Carmarthen Town South, Carmarthenshire
 John, Gwyn (LF) Llantwit Major, Vale of Glamorgan
 John, Mark R. (Ind) Brynceithin, Bridgend
 John, Michael J. (Ind) Llangwm, Pembrokeshire
 John, Phil (Ind) Caerau, Bridgend
 John, Richard O. (Con) Mitchel Troy, Monmouthshire
 Johnson, Cliff (UKIP) Llandovery, Carmarthenshire
 Johnson, Cliff (UKIP) St Thomas, Swansea
 Johnson, Clive (Ind) Ton-Teg, Rhondda CT
 Johnson, David K. (Ind) Towyn, Conwy
 Johnson, Ian J. (PC) Buttrills, Vale of Glamorgan
 Johnson, Janet M. (PC) Cadoc, Vale of Glamorgan
 Johnson, Jason M. (PC) Cilfynydd, Rhondda CT
 Johnson, Jayne C. (Ind) Smithfield, Wrexham
 Johnson, Joe (Lab) Holywell E., Flintshire
 Johnson, Paul A. (Lab) Holywell W., Flintshire
 Johnson, Rita (Ind) Flint Oakenholt, Flintshire
 Johnson, Timothy P. (PC) Illtyd, Vale of Glamorgan
 Johnston, Gary (Lab) Newbridge, Caerphilly
 Jolliffe, Phil (UKIP) Pontypool, Torfaen
 Jones, Aeron M. (LG) Llanwnda, Gwynedd
 Jones, Alan S. (Lab) Abersychan, Torfaen
 Jones, Aled M. (LD) Twrcelyn, Anglesey
 Jones, Aled W. (PC) Llanaelhaearn, Gwynedd
 Jones, Alex (Ind) Erddig, Wrexham
 Jones, Alun L. (PC) Llanfarian, Ceredigion
 Jones, Amanda J. (LD) Graig, Rhondda CT
 Jones, Andrew J. (PC) Ferndale, Rhondda CT
 Jones, Andrew R. (Lab) Pelenna, Neath PT
 Jones, Anna (PC) Ferndale, Rhondda CT
 Jones, Anne C. (PC) Llansteffan, Carmarthenshire
 Jones, Anthony W. (Lab) Llandybie, Carmarthenshire
 Jones, Arfon L. (Ind) Seiont, Gwynedd
 Jones, Barbara A. (Lab) St James, Caerphilly
 Jones, Barbara E. (Con) Upper Loughor, Swansea
 Jones, Berwyn P. (PC) Cwm y Glo, Gwynedd
 Jones, Betsan W. (PC) Betws, Carmarthenshire
 Jones, Betty P. (Con) Swiss Valley, Carmarthenshire
 Jones, Bob L. (Ind) Caergybi, Anglesey
 Jones, Brian (Con) Rhyl S.E., Denbighshire
 Jones, Brian (Ind) Porthcawl E.C., Bridgend
 Jones, Brian A. (Ind) Georgetown, Blaenau
 Jones, Bryan (Con) Goetre Fawr, Monmouthshire
 Jones, Bryn (PC) Trawsfynydd, Gwynedd
 Jones, Carol (UKIP) Llanegwad, Carmarthenshire
 Jones, Carwyn E. (PC) Seiriol, Anglesey
 Jones, Charles W. (PC) Llanrug, Gwynedd
 Jones, Cherie (Lab) Litchard, Bridgend
 Jones, Christine M. (Lab) Sealand, Flintshire
 Jones, Christopher J. (Lab) Allt-Wen, Neath PT
 Jones, Clare F. (Lab) Rhiwbina, Cardiff
 Jones, Clayton F. (PC) Abercynon, Rhondda CT
 Jones, Clifford R. (Ind) Hengoed, Carmarthenshire
 Jones, Clive T. (Lab) Park, Merthyr
 Jones, Colin (PC) Lliedi, Carmarthenshire
 Jones, Craig (Lab) Brackla, Bridgend
 Jones, Dai C. (Ind) Llanbrynmair, Powys
 Jones, Dai C. (Lab) Town, Merthyr
 Jones, Darren (PC) Blackwood, Caerphilly
 Jones, Darren A. (Ind) Queensferry, Flintshire
 Jones, Dave (N Ind) Alway, Newport
 Jones, David A. (PC) Talsarn, Gwynedd
 Jones, David R. (Ind) Guilsfield, Powys
 Jones, David R. (LD) Erddig, Wrexham
 Jones, David R.W. (Con) Saron, Carmarthenshire
 Jones, David T. (PC) Resolven, Neath PT
 Jones, David W.H. (Ind) Crucorney, Monmouthshire
 Jones, Dewi (Ind) Whitford, Flintshire
 Jones, Doreen (Lab) Aberdulais, Neath PT
 Jones, Dot (Lab) Llannon, Carmarthenshire
 Jones, Dyfrig W. (PC) Hiraef, Gwynedd
 Jones, Eddie (Lab) Glynneath, Neath PT
 Jones, Elin T. (PC) Lampeter, Ceredigion
 Jones, Ellie (Con) Rhyl S.E., Denbighshire
 Jones, Elwyn (Ind) Penisarvaun, Gwynedd
 Jones, Emyr (Ind) Llanfihangel, Powys
 Jones, Enid (Ind) Deiniol, Gwynedd
 Jones, Eric M. (Ind) Groeslon, Gwynedd
 Jones, Eric W. (Ind) Bro Rhosyr, Anglesey
 Jones, Ethan L. (Lab) Johnstown, Wrexham
 Jones, Evan A. (Ind) Llandysilio, Powys
 Jones, Fay (Lab) St Dials, Torfaen
 Jones, Gareth (Lab) Aberdare W., Rhondda CT
 Jones, Gareth (PC) Craig y Don, Conwy
 Jones, Gareth D. (Ind) Llanfair Caereinion, Powys
 Jones, Gareth O. (PC) Carmarthen Town E., Carmarthenshire
 Jones, Gareth W. (LG) Morfa Nefyn, Gwynedd
 Jones, Gary L. (Lab) Gorslas, Carmarthenshire
 Jones, Gary R. (Lab) Llangennech, Carmarthenshire
 Jones, Geraint W. (LD) Plymouth, Vale of Glamorgan
 Jones, Gerry (Con) Morgan Jones, Caerphilly
 Jones, Gill (PC) Bargoed, Caerphilly
 Jones, Glyn (Ind) Llifon, Anglesey
 Jones, Goff (UKIP) Cwmynyscoy, Torfaen
 Jones, Graham (PC) Risca E., Caerphilly
 Jones, Gwenfair L. (PC) Gwersyllt W., Wrexham
 Jones, Gwilym O. (Ind) Llifon, Anglesey
 Jones, Gwynndaf (Ind) Menai (Caernarfon), Gwynedd
 Jones, Hannah (Con) Llay, Wrexham
 Jones, Harvey R. (Lab) Plymouth, Merthyr
 Jones, Henry I. (Ind) Cynwyl Elfed, Carmarthenshire
 Jones, Heulwen A. (PC) Clynnog, Gwynedd
 Jones, Hugh (Con) Rossett, Wrexham
 Jones, Hugh (PC) Cwmllynfell, Neath PT
 Jones, Hugh P. (Ind) Rhyl S.E., Denbighshire
 Jones, Huw L. (PC) Corwen, Denbighshire
 Jones, Ian (Ind) Maesteg W., Bridgend
 Jones, Ian M. (PC) Trefriw, Conwy
 Jones, Jackie (Lab) Llanishen, Cardiff
 Jones, Jacob A. (Con) Allt-Wen, Neath PT
 Jones, James (Con) Risca E., Caerphilly
 Jones, Jane (Ind) Gwynfi, Neath PT
 Jones, Janet (Ind) Mostyn, Conwy
 Jones, Janet R. (Ind) Abersychan, Torfaen
 Jones, Jeff (Ind) Cymmer, Neath PT
 Jones, Jeff (LD) Killay S., Swansea
 Jones, Jill E. (PC) Abercarn, Caerphilly
 Jones, Jim (Ind) Glyn, Carmarthenshire
 Jones, John E. (Ind) Glanymor, Carmarthenshire
 Jones, John G. (PC) Capel Dewi, Ceredigion
 Jones, John R. (Ind) Pentre Mawr, Conwy
 Jones, John W. (PC) Hendre, Gwynedd
 Jones, Jools (Ind) Llantwit Fardre, Rhondda CT
 Jones, Joy R. (Ind) Newtown East, Powys
 Jones, Julia S. (Ind) Buckley Bistre E., Flintshire
 Jones, Kate L. (Con) Pont-y-Clun, Rhondda CT
 Jones, Kathrine R. (SLP) Gerlan, Gwynedd
 Jones, Keith (Ind) Hiraef, Gwynedd
 Jones, Keith (Ind) Seiont, Gwynedd
 Jones, Keith (Ind) Two Locks, Torfaen
 Jones, Keith P. (Lab) Llanrumney, Cardiff
 Jones, Kerry (Lab) Ystrad Mynach, Caerphilly
 Jones, Kevin (PC) Penmaen, Caerphilly
 Jones, Kevin M. (Ind) Llanberis, Gwynedd
 Jones, Lorraine (PC) Ystrad, Rhondda CT
 Jones, Laura A. (Con) Wyesham, Monmouthshire
 Jones, Leanne C. (Lab) Tonna, Neath PT
 Jones, Leonie (Ind) Llanfoist Fawr, Monmouthshire
 Jones, Lewis W. (Lab) Trevethin, Torfaen
 Jones, Lim S. (Grn) Marshfield, Newport
 Jones, Lina R. (LG) Tudweiliog, Gwynedd
 Jones, Linda A.W. (PC) Teigl, Gwynedd
 Jones, Lyndon R. (Con) Bishopston, Swansea
 Jones, Marc (PC) Grosvenor, Wrexham
 Jones, Margaret J. (PC) Porthmadog Tremadog, Gwynedd
 Jones, Mark (Ind) Aberavon, Neath PT
 Jones, Mark (Ind) Brynwern, Torfaen
 Jones, Martin (Ind) Pant, Wrexham
 Jones, Martin A. (Lab) Cwm y Glo, Gwynedd
 Jones, Martyn (Lab) Bettws, Bridgend
 Jones, Mary H. (LD) Killay N., Swansea
 Jones, Matthew B.J. (Ind) Sketty, Swansea
 Jones, Meirion (PC) Aethwy, Anglesey
 Jones, Mererid (PC) Ystwyth, Ceredigion
 Jones, Michael (Ind) Churchstoke, Powys
 Jones, Michael (Ind) Old Radnor, Powys
 Jones, Morris F. (Con) Kinmel Bay, Conwy
 Jones, Natalie A. (PC) Whitland, Carmarthenshire
 Jones, Nicholas (Con) New Inn, Torfaen
 Jones, Oriol A. (PC) Gibbonsdown, Vale of Glamorgan
 Jones, Owen L. (Lab) Adamsdown, Cardiff
 Jones, Pat (Lab) Rhyl S.W., Denbighshire
 Jones, Paul D. (Lab) Maesydre, Wrexham
 Jones, Penny (Con) Raglan, Monmouthshire
 Jones, Peter (Con) Morgan Jones, Caerphilly
 Jones, Peter (Lab) Sketty, Swansea
 Jones, Peter N. (Ind) Rhosnesni, Wrexham
 Jones, Peter R. (Lab) Two Locks, Torfaen
 Jones, Philip (Ind) Pen-y-Graig, Rhondda CT
 Jones, Richard (Lab) Hirwaun, Rhondda CT
 Jones, Richard B. (Ind) Buckley Bistre E., Flintshire
 Jones, Richard O. (Ind) Twrcelyn, Anglesey
 Jones, Richard W. (Con) Penmaen, Caerphilly
 Jones, Rob (Ind) Bryn Cefn, Wrexham
 Jones, Rob (Lab) Margam, Neath PT
 Jones, Roberta (Con) Penllergaer, Swansea
 Jones, Rosemary J. (Lab) Trebanos, Neath PT
 Jones, Ryan J. (LD) St Julians, Newport
 Jones, Sally (LG) Abersoch, Gwynedd
 Jones, Sandra (Lab) Penyrheol, Caerphilly
 Jones, Sara L. (Con) Llanover, Monmouthshire
 Jones, Scott (Lab) Cymmer, Neath PT
 Jones, Sion W. (Lab) Bethel, Gwynedd
 Jones, Spencer (PC) Aberdare W., Rhondda CT
 Jones, Stella A. (PC) Rhiwcynon, Powys
 Jones, Stephen (Ind) Ogwen, Gwynedd
 Jones, Steve (Grn) Llanrhaed-ym-Mochnant and Llansilin, Powys
 Jones, Sue (Ind) Gowerton, Swansea
 Jones, Thomas E. (PC) Dyffryn Ardudwy, Gwynedd
 Jones, Thomas J. (Con) Gower, Swansea
 Jones, Tim (Grn) Cyncoed, Cardiff
 Jones, Tina (Con) Prestatyn C., Denbighshire
 Jones, Tomos D. (Ind) Trefriw, Conwy
 Jones, Tud (PC) Abercarn, Caerphilly
 Jones, Tudor (LD) Caerwys, Flintshire
 Jones, Victoria (No desc) Llay, Wrexham
 Jones, Will (PC) Treherbert, Rhondda CT
 Jones, William S. (Con) Maesywmmmer, Caerphilly
 Jones, Wyn E. (PC) Uwch Conwy, Conwy
 Jones, Wynne (Lab) Gorslas, Carmarthenshire
 Jones, Yvon (PC) Mold S., Flintshire
 Jones-Poston, Diane (Con) Llanbrynmair, Powys
 Jones-Pritchard, Aled J. (Con) Llanrumney, Cardiff
 Jones-Pritchard, Janine A. (Con) Trowbridge, Cardiff
 Jones-Pritchard, Mike (Con) Whitchurch, Cardiff

Jones-Southgate, Elian L. (No desc) Aberystwyth Penparcau, Ceredigion
 Jones-Williams, Eryl (Ind) Dyffryn Ardudwy, Gwynedd
 Jordan, Jason A. (N Ind) Bettws, Newport
 Jordan, Meirion O. (PC) Gwaun-Cae-Gurwan, Neath PT
 Jordan, Paul (Con) Cantref, Monmouthshire
 Joseph, Stephen G. (No desc) Milford C., Pembrokeshire
 Jouvenat, Dilys (Lab) Ystrad, Rhondda CT
 Joyce, Andrew R. (LD) Menai (Bangor), Gwynedd
 Joyce, Heather C. (Lab) Llanrumney, Cardiff
 Joyce, Robert (Lab) Glyncorrwg, Neath PT
 Judkins, Terry W. (No desc) Pembroke Dock C., Pembrokeshire
 Jump, Francesca H. (LD) Welshpool Gunrog, Powys

K

Kaaba, Maliika (Lab) Whitchurch, Cardiff
 Kaminaris, Greg (Lab) Sketty, Swansea
 Karan, Emma L. (Lab) Vaynor, Merthyr
 Kaye, Stephen T. (No desc) Welshpool Gunrog, Powys
 Kealey, Adam (Con) Glyn, Conwy
 Keane, Trevor P.D. (PC) Llanrumney, Cardiff
 Kearn, Mike (Lab) Pyle, Bridgend
 Keen, Les (LD) Caerwent, Monmouthshire
 Keigwin, David (LD) Pontprennau, Cardiff
 Kellaway, Leslie J. (PC) Dyfan, Vale of Glamorgan
 Kellaway, Martyn F. (Con) Llanwern, Newport
 Kelleher, Jim (LD) Cockett, Swansea
 Kelloway, Kathryn F. (Con) Cyncoed, Cardiff
 Kelly, David L. (Ind) Minera, Wrexham
 Kelly, Gareth S. (Lab) Faenor, Ceredigion
 Kelly, Glenna A. (LD) Rossett, Wrexham
 Kelly, Graham (LD) Coedporth, Wrexham
 Kelly, Jim (LD) Borras Park, Wrexham
 Kemp, Gordon (Con) Rhoose, Vale of Glamorgan
 Kemp, Robert D. (Ind) Upper Cwmbrian, Torfaen
 Kenniford, Rob (Ind) Lamphey, Pembrokeshire
 Kenrick, Janet (UKIP) Maerdy, Rhondda CT
 Kensler, Gwyneth M. (PC) Denbigh C., Denbighshire
 Kent, Steve (PC) St Martins, Caerphilly
 Kenyon, Lloyd (Con) Overton, Wrexham
 Keogh, Dennis (Lab) Port Talbot, Neath PT
 Kerby, James (Ind) Bargoed, Caerphilly
 Kerslake, Evarard (Con) Buttrills, Vale of Glamorgan
 Kettleby, Betty (Con) Cefn Cribwr, Bridgend
 Khalil, Sheila (Con) Tonyrefail E., Rhondda CT
 Khan, Abdul M. (PC) Glyn, Conwy
 Khan, Ray (PC) Craig y Don, Conwy
 Khanna, Akshit S. (Con) Castle, Swansea
 Khumalo, Thabo (Con) Morriston, Swansea
 Kidner, Matthew (LD) Newbridge, Caerphilly
 Kidney, Phil (No desc) Manorbier, Pembrokeshire
 Kieran, Kerry A. (Lab) Deiniol, Gwynedd
 Kilmister, Bob (LD) Dinas Cross, Pembrokeshire
 Kinch, Joanna (Ind) Offa, Wrexham
 King, Colin R. (Ind) Dewi, Gwynedd
 King, Elliott J. (Lab) Cockett, Swansea
 King, Louise (PC) Fairwater, Torfaen
 King, Malcolm C. (Lab) Wynnstay, Wrexham
 King, Peter G. (Lab) Cornerswell, Vale of Glamorgan
 King, Robert J. (Ind) Cadoxton, Neath PT
 Kingsbury, Charlie (LD) Aberystwyth Penparcau, Ceredigion
 Kingston-Jones, Sheila M. (LD) Cadoxton, Neath PT
 Kirby, Bri (No desc) Gorslas, Carmarthenshire
 Kirby, Gez (Lab) Pontllanfraith, Caerphilly
 Kirchner, Erika T. (Lab) Castle, Swansea
 Kirwan, Keith R. (LD) Prestatyn C., Denbighshire
 Knight, Nicola L. (LD) Llantwit Fardre, Rhondda CT
 Knoyle, Simon A. (Ind) Glynneath, Neath PT
 Kraus, Peter F.S. (Ind) Pembroke Dock Llanion, Pembrokeshire
 Krzymieniecki, Maciej (Lab) Sketty, Swansea
 Kurtz, Samuel D. (Con) Sclledau, Pembrokeshire

L

Lacey, Laura J. (Lab) Ringland, Newport
 Lado, Lawrence B. (UKIP) Trowbridge, Cardiff
 Lake, Louvain M. (Ind) Ogmogre Vale, Bridgend
 Lake, Stephen E. (PC) Rhiwbina, Cardiff
 Lalek, Donna L. (LD) Broughton S., Flintshire
 L'Allier, Paul G. (LD) Caerleon, Newport
 L'Allier, Pierre (LD) Ringland, Newport
 Lancaster, John G. (Con) Llanishen, Cardiff
 Land, Jonathan (LD) Rhiwbina, Cardiff
 Lane, Malcolm C.G. (Con) Mardy, Monmouthshire
 Lang, Adrian R. (Con) Panteg, Torfaen
 Langstone, Myles A. (Con) Oystermouth, Swansea
 Larsen, Olaf C. (PC) Seiont, Gwynedd
 Latham, Ted (Lab) Sandfields E., Neath PT
 Latif, Muhammad I. (LD) Grange town, Cardiff
 Laurence, Karen (Grn) Bishopston, Swansea
 Laurence, Raymond (Grn) Newton, Swansea
 Laurie-Parry, Karen E. (Ind) Bronllys, Powys
 Lavington, Cheryl A. (Con) Pontypridd Town, Rhondda CT
 Lavis, Christopher C. (No desc) Ynysawdre, Bridgend
 Lawrence, Neil R. (No desc) Llanhilleth, Blaenau
 Lawrence, Robert J. (Con) Splott, Cardiff
 Lawton, Bethan W. (Ind) Brynccrug, Gwynedd
 Lawton, Craig J.R. (Con) Newcastle, Bridgend
 Lay, Chris (Lab) Trowbridge, Cardiff
 Le Peltier, Marc (Con) St Marys, Monmouthshire
 Lea, Robert S. (Con) St Martins, Caerphilly
 Leadbeater, Ross T. (Lab) Abertillery, Blaenau
 Lee, Aelwen M. (PC) Neyland E., Pembrokeshire
 Lee, Ann (Con) Pyle, Bridgend
 Lee, Robert C. (Con) Nottage, Bridgend
 Leek, John A. (PC) St James, Caerphilly
 Legg, Colin (Ind) Halkyn, Flintshire
 Legge-Bourke, Harry R. (Con) Llangattock, Powys
 Leighton-Jones, Emma (Ind) Conwy, Conwy
 Lenny, Alyn J.E. (PC) Carmarthen Town S., Carmarthenshire
 Lent, Sue (Lab) Plasnewydd, Cardiff
 Leonard, Philippa (Lab) Risca E., Caerphilly
 Lesiter-Burgess, Sarah I. (LD) Llansanffraid, Conwy
 Lewis, Andrea S. (Lab) Morriston, Swansea
 Lewis, Andrew (Lab) Crumlin, Caerphilly
 Lewis, Angharad F.P. (PC) Plasnewydd, Cardiff
 Lewis, Anita (Ind) Pen-y-Graig, Rhondda CT
 Lewis, Ann (Con) Rhiwycynon, Powys
 Lewis, Anthony (Lab) Dinas Powys, Vale of Glamorgan
 Lewis, Benjamin T. (Con) Croesyceiliog N., Torfaen
 Lewis, Bobby (Con) Porthcawl E.C., Bridgend
 Lewis, Byron (Ind) Pontardulais, Swansea
 Lewis, Claire (Con) Llangewydd, Bridgend
 Lewis, Colin (PC) Llanrumney, Cardiff
 Lewis, Dafydd M. (PC) Banwy, Powys
 Lewis, David L. (PC) Cockett, Swansea
 Lewis, David R.W. (Lab) Sarn, Bridgend
 Lewis, Dylan P. (PC) Aberystwyth Penparcau, Ceredigion
 Lewis, Gareth (Lab) Plymouth, Merthyr
 Lewis, Garfield L. (PC) Llangernyw, Conwy
 Lewis, Gordon (Con) Bryntirion, Bridgend
 Lewis, Gwilym (Lab) Teorochy, Rhondda CT
 Lewis, Hywel (Ind) Llangunllo, Powys
 Lewis, Irene (Lab) Gresford E., Wrexham
 Lewis, Jago (Con) Newbridge, Caerphilly
 Lewis, Janice E. (Lab) Bryncoch, Bridgend
 Lewis, Jean (PC) Trelech, Carmarthenshire
 Lewis, John D. (Ind) Ceulanamaesmawr, Ceredigion
 Lewis, John K. (Ind) Crymch, Pembrokeshire
 Lewis, Kathy (Grn) Bryntirion, Bridgend
 Lewis, Keri D. (PC) Llandeilo, Carmarthenshire
 Lewis, Leanne E. (PC) Penprysg, Bridgend
 Lewis, Marian A. (Ind) Aberavon, Neath PT
 Lewis, Martin P.D. (Con) Haverfordwest Portfield, Pembrokeshire
 Lewis, Michael (Con) Thornwell, Monmouthshire
 Lewis, Mike (Lab) Mynyddbach, Swansea
 Lewis, Mostyn J. (Lab) Ebbw Vale S., Blaenau
 Lewis, Peter (Con) Llanfyllin, Powys
 Lewis, Peter R. (Ind) Uwchaled, Conwy
 Lewis, Raynor (Lab) Porthcawl E.C., Bridgend
 Lewis, Rhys (Con) Ynysbwll, Rhondda CT
 Lewis, Rhys (Lab) Abercynon, Rhondda CT
 Lewis, Richard D. (Ind) Gower, Swansea
 Lewis, Richard V. (UKIP) Trowbridge, Cardiff
 Lewis, Rob (No desc) Martletwy, Pembrokeshire
 Lewis, Robert C. (UKIP) Llanrumney, Cardiff
 Lewis, Robert K. (Con) Llandinam, Powys
 Lewis, Sarah A. (Lab) Ebbw Vale N., Blaenau
 Lewis, Sarah R. (Con) St Mary, Powys
 Lewis, Thomas M.B. (PC) Troedryraur, Ceredigion
 Lewis, Thomas P. (Con) Haverfordwest Prendergast, Pembrokeshire
 Lewis, Tom (Lab) Dowlais, Merthyr
 Lewis, Trystan (PC) Pensarn, Conwy
 Lewis, Wendy (Lab) Llwyn-y-Pia, Rhondda CT
 Lewis, Wendy G. (Lab) Cockett, Swansea
 Lewis-Jones, Michael C. (Lab) Whitford, Flintshire
 Lewney, Ian R. (Ind) Ruthin, Denbighshire
 Lews-Gee, Angela (LD) Llanfihangel Ystrad, Ceredigion
 Leyshon, Tina (Lab) Rhondda, Rhondda CT
 Like, Martin R. (Con) Felinfach, Powys
 Linton, Malcolm H. (Lab) Ringland, Newport
 Lises, Cathy (Ind) Hawthorn, Rhondda CT
 Lister, Ashley J. (Lab) Grange town, Cardiff
 Little, Frank (LD) Bryncoch S., Neath PT
 Littlemore, Callum J. (LD) Riverside, Cardiff
 Llewellyn, Daniel (PC) Bedwas, Caerphilly
 Llewellyn, Gareth (PC) Bedwas, Caerphilly
 Llewellyn, Pearl (No desc) Pembroke Monkton, Pembrokeshire
 Llewellyn-Morgan, Huw (PC) Cowbridge, Vale of Glamorgan
 Llewelyn, Alun (PC) Ystalyfera, Neath PT
 Lloyd Davies, Henri (Con) Cwmbwrla, Swansea
 Lloyd, Adam J. (NF) Llangewydd, Bridgend
 Lloyd, Alun C. (Lab) Mill, Monmouthshire
 Lloyd, Alwyn L. (PC) Crumlin, Caerphilly
 Lloyd, Brian (Ind) Mold W., Flintshire
 Lloyd, Clive (Lab) St Thomas, Swansea
 Lloyd, David G.B. (Ind) St Davids, Pembrokeshire
 Lloyd, David J. (Lab) Prestatyn C., Denbighshire
 Lloyd, Gareth I. (Ind) Llandysiliogogo, Ceredigion
 Lloyd, Gareth L. (Con) Rumney, Cardiff
 Lloyd, Ifor D. (Ind) Talsarn, Gwynedd
 Lloyd, Ifor G. (Ind) Betws-y-n-Rhos, Conwy
 Lloyd, Ken (Con) Cornerswell, Vale of Glamorgan
 Lloyd, Ken (Lab) Carmarthen Town E., Carmarthenshire
 Lloyd, Kris (Lab) Cwmlllynfell, Neath PT
 Lloyd, Matt (PC) Plasnewydd, Cardiff
 Lloyd, Matthew (Con) Rhoose, Vale of Glamorgan
 Lloyd, Matthew J.T. (Con) Morriston, Swansea
 Lloyd, Paul (Lab) Bonymaen, Swansea
 Lloyd, Phil (Ind) Maesydre, Wrexham
 Lloyd, Ross (Lab) Harlech, Gwynedd
 Lloyd, Thomas R. (Lab) Saltney Mold Junction, Flintshire
 Lloyd, William D.L. (PC) Beulah, Ceredigion
 Lloyd-Evans, Tomos A. (Con) Burry Port, Carmarthenshire
 Lloyd-Janes, Steve (Lab) Hendy, Carmarthenshire
 Lloyd-Jones, Anne T. (Ind) Tywyn, Gwynedd
 Lloyd-Nesling, Victor (Con) Tonyrefail E., Rhondda CT
 Lloyd-Selby, Susan (Lab) Buttrills, Vale of Glamorgan
 Lloyd-Williams, Geraint (Lab) Denbigh Upper, Denbighshire
 Lloyd-Williams, Sue (PC) Llansannan, Conwy
 Llwyd, Angharad (PC) Llandaff, Cardiff
 Llywelyn, Cadi (PC) Marchog, Gwynedd
 Lock, Joe N. (Lab) Talybolion, Anglesey
 Lock, Ross S. (Con) Townhill, Swansea
 Lockwood, Paul (Con) Llangennech, Carmarthenshire
 Lockyer, Alan R. (Lab) Neath E., Neath PT
 Lockyer, Janet L. (Lab) Bryncoch N., Neath PT
 Lockyer, Sarah (LD) Beechwood, Newport
 Lodge, Kathryn E. (PC) Bigyn, Carmarthenshire
 Ludwig, Andy (Ind) Neath E., Neath PT
 Lomer-Hedges, Deirdre (Con) Cockett, Swansea
 Long, David G. (Lab) Llandoverly, Carmarthenshire
 Lopez, Sascha (Con) Pontardawe, Neath PT
 Lord, Ray (N Ind) Ringland, Newport
 Loveluck-Edwards, Graham M. (Lab) Rhoose, Vale of Glamorgan
 Lowe, Geoff (Ind) Acton, Wrexham
 Lowe, Joan M. (Ind) Pen-y-Cae S., Wrexham
 Lowe, Mike (Lab) Broughton S., Flintshire
 Lowe, Orla S. (Con) Neath N., Neath PT
 Lowes, John S.T. (PC) Canton, Cardiff
 Lucas, Jane L. (Ind) Dixton, Monmouthshire

Lucas, Richard M. (PC) Tirymynach, Ceredigion
 Lumley, John E.C. (PC) Ciliau Aeron, Ceredigion
 Lusted, James D. (Con) Llandrillo-yn-Rhos, Conwy
 Lutwyche, Christine M. (LD) Llandaff, Cardiff
 Lutwyche, Jayne A. (LD) Cyncoed, Cardiff
 Lynch, Roy (Lab) Beaufort, Blaenau
 Lynch-Wilson, Julie (Lab) St Athan, Vale of
 Glamorgan
 Lynn, Robin (LD) St Augustine, Vale of Glamorgan
 Lyon, Margaret (Ind) Gogarth, Conwy

M

Maby, Catrin M. (Lab) Mardy, Monmouthshire
 MacCathail, Breandan (PC) Neath E., Neath PT
 Macey, Darren (PC) Ynyshir, Rhondda CT
 MacKenzie, Maureen (LD) Llanellwedd, Powys
 MacKenzie, Michael J.H. (Lab) Gwersyllt E.,
 Wrexham
 MacKie, Dave (Ind) Ewloe, Flintshire
 MacKie, Doreen L. (Ind) Shotton W., Flintshire
 Mackie, Norma (Lab) Cathays, Cardiff
 MacLennan, John A. (Con) Pentre Mawr, Conwy
 Macleure, Gareth (PC) Risca E., Caerphilly
 MacRae, Delyth A. (PC) Gele, Conwy
 Maddocks, David F. (No desc) Pant, Wrexham
 Madge, Kevin (Lab) Garnant, Carmarthenshire
 Maehrlein, Myfanwy S. (LD) Aberteifi Mwldan,
 Ceredigion
 Mahmood Bukhari, Usman (LD) Whitchurch,
 Cardiff
 Mahoney, Kevin P. (Ind) Sully, Vale of Glamorgan
 Mainon, Richard (Con) Bodellwyddan,
 Denbighshire
 Maitland Evans, John (Ind) Dinas Powys, Vale of
 Glamorgan
 Maitland-Evans, Thomas C.J. (Ind) Dinas Powys,
 Vale of Glamorgan
 Majewski, Paul (Con) Mill, Monmouthshire
 Makin, Julie K. (Grn) Aberystwyth C., Ceredigion
 Makusha, Brian (Christ) Llandrindod E., Powys
 Malby, Stephen J. (Ind) Higher Kinnerton,
 Flintshire
 Malessa-Thompson, Ceri (Ind) Llantwit Major,
 Vale of Glamorgan
 Mallindine, James (Con) Risca E., Caerphilly
 Malson, Sue (Lab) St Cadocs, Torfaen
 Malvisi, Jenna (Con) Grangetown, Cardiff
 Mangold, Alex (Lab) Aberystwyth Penparcau,
 Ceredigion
 Mann, Colin P. (PC) Llanbradach, Caerphilly
 Mann, Irene E. (Up) Uplands, Swansea
 Manneh, Kenna (Lab) St Dials, Torfaen
 Mannering, Tina J. (Ind) Gwersyllt E., Wrexham
 Manning, George F. (Ind) Pembroke Dock C.,
 Pembrokeshire
 Manning, Huw (Ind) Hope, Flintshire
 Mansell, Lawrence A. (Con) Croesyceiliog N.,
 Torfaen
 Markinson, David D. (Ind) Llandrindod E., Powys
 Marsden, Phillippa (Lab) Ynyddu, Caerphilly
 Marsh, Graham (CVP) Aberdare E., Rhondda CT
 Marsh, Keith E. (No desc) Bishopston, Swansea
 Marshall, Gretta E. (PC) Kilgetty, Pembrokeshire
 Marshall, Heath J. (LD) St Augustine, Vale of
 Glamorgan
 Marshall, John I. (Ind) Green Lane,
 Monmouthshire
 Marshall, Rob (Lab) Newton, Swansea
 Marshall, Stephen M. (Lab) Gaer, Newport
 Marsh-Jenks, Peter J. (Lab) Grofield,
 Monmouthshire
 Marston, Christine (Con) Tremeirchion,
 Denbighshire
 Martin, Damian P. (PC) Castle, Swansea
 Martin, Jonathon R. (Con) Panteg, Torfaen
 Martin, Paul D. (Con) Kerry, Powys
 Martin, Richard L. (PC) Graig, Rhondda CT
 Martin, Rose (Lab) Maesteg E., Bridgend
 Marubbi, Carol (Ind) Tudno, Conwy
 Mason, Adrian G. (Con) Eirias, Conwy
 Mason, Ann-Marie (Con) Treforest, Rhondda CT
 Mason, Dai (Ind) Trefeurig, Ceredigion
 Mason, Ed (PC) Adamsdown, Cardiff
 Mason, John E. (Ind) Nantyglo, Blaenau
 Mason, John F. (Lab) Llanbadarn, Powys

Mason, Neil (PC) St Cadocs, Torfaen
 Massarelli, Lynda (Ind) Trawsfynydd, Gwynedd
 Masters, Timothy S. (Con) Bettws, Newport
 Matthews, Bryan G. (UKIP) Brynwern, Torfaen
 Matthews, Jenny (Grn) Llanwddyn, Powys
 Matthews, John (Grn) Abercynon, Rhondda CT
 Matthews, Linda A. (Lab) Town, Merthyr
 Matthews, Nicola L. (Lab) Gowerton, Swansea
 Matthews, Penny (Lab) Llansamlet, Swansea
 Matthews, Shirley (Lab) Pembrey,
 Carmarthenshire
 Matthews, Stella (Lab) Pant, Wrexham
 Matthews, Wyndham (PC) St Cattwg, Caerphilly
 Matthias, Geoff (Lab) Mold W., Flintshire
 Mawdsley, Penny (LD) Tremeirchion,
 Denbighshire
 May, Dennis W. (UKIP) Wainfelin, Torfaen
 May, Ewan (Up) Uplands, Swansea
 May, Hilary (Grn) Dinas Powys, Vale of
 Glamorgan
 May, Peter (Up) Uplands, Swansea
 Mayer, David J. (Lab) Malpas, Newport
 Maynard, Michael B. (Lab) Llangunnon,
 Carmarthenshire
 Mayne, Brian R. (Lab) Baruc, Vale of Glamorgan
 Mayor, Darren J. (Ind) Llanwddyn, Powys
 Mazzarella, Sharon (Ind) Ruabon, Wrexham
 McAll, Anne (Ind) Treharris, Merthyr
 McAllister-Lovatt, William A. (PC) Llandinam,
 Powys
 McAlpine, Jacqueline L. (Lab) Rhuddlan,
 Denbighshire
 McArthur, Duncan (Ind) Mitchel Troy,
 Monmouthshire
 McArthur, Graham J. (Ind) Llanidloes, Powys
 McCabe, Roy (Lab) St Julians, Newport
 McCaffer, Kathryn F. (Con) Plymouth, Vale of
 Glamorgan
 McCaffrey, Kathleen A. (Ind) Capelulo, Conwy
 McCann, Anwen D. (Grn) Ynys Gybi, Anglesey
 McCann, Bernice (Ind) Gwersyllt E., Wrexham
 McCann, Gareth J. (PC) Abersychan, Torfaen
 McCarthy, Hedley (Lab) Llanhilleth, Blaenau
 McCarthy, John (Lab) Hendre, Bridgend
 McCarthy, John A. (Lab) Penyarden, Merthyr
 McConnel, Su (Lab) Overmonnow,
 Monmouthshire
 McCoubrey, Charlie (Ind) Pentre Mawr, Conwy
 McCoy, Justin (Lab) Aethwy, Anglesey
 McCusker, John B. (Ind) Overton, Wrexham
 McEvoy, Neil J. (PC) Fairwater, Cardiff
 McEwan, Leighton (Con) Ely, Cardiff
 McGarry, Mary (Lab) Plasnewydd, Cardiff
 McGettrick, James (LD) Sketty, Swansea
 McGowan, Daniel P. (Grn) Canton, Cardiff
 McGrath, Adam (Lab) Cimla, Neath PT
 McGuill, Hilary J. (LD) Argoed, Flintshire
 McIlwee, Jim (Lab) Llanhilleth, Blaenau
 McIntosh, Iain C. (Con) St John, Powys
 McKay, Andrew J. (Ind) Blackmill, Bridgend
 McKerlich, Rod (Con) Radyr, Cardiff
 McLean, David F. (N Ind) Stow Hill, Newport
 McLean, Ian A. (UKIP) Abercynon, Rhondda CT
 McLellan, Jason M. (Lab) Prestatyn N.,
 Denbighshire
 McLoughlin, Bernice A. (Con) Towyn, Conwy
 McNicholas, Susan (Lab) Ynyscedwyn, Powys
 McPherson, Andre S.J. (Lab) Tyisha,
 Carmarthenshire
 Medicott, Peter J. (Con) Beguildy, Powys
 Megarry, Mary K. (LD) Amroth, Pembrokeshire
 Mellor, Barry (Lab) Rhyl E., Denbighshire
 Mendies, Terry (Con) Trefnant, Denbighshire
 Meredith, Alex (LD) Llandaff, Cardiff
 Meredith, Clive (Ind) Badminton, Blaenau
 Meredith, David W. (Lab) St David Within, Powys
 Meredith, Hazel C. (Con) Llangernyw, Conwy
 Merry, Sarah E. (Lab) Cathays, Cardiff
 Meurig, Dafydd (PC) Arllechwedd, Gwynedd
 Meurig, Eysyllt (PC) Adamsdown, Cardiff
 Michael, Michael (Lab) Trowbridge, Cardiff
 Michaelis, Michelle N. (Con) Heath, Cardiff
 Michaelis, Ronald (Con) Fairwater, Cardiff
 Mile, Melvyn (Ind) Llangollen, Denbighshire
 Miles, Brenda M. (Lab) Nelson, Caerphilly
 Miles, Catrin (PC) Aberteifi Teifi, Ceredigion
 Miles, Dewi J. (Ind) Mostyn, Conwy
 Miles, Hywel A. (PC) Pelenna, Neath PT
 Miles, Tony (Con) Milford C., Pembrokeshire
 Millard, Jonathan D. (Ind) Ebbw Vale S., Blaenau

Miller, John (Lab) Neath E., Neath PT
 Miller, John E. (LD) Allt-yr-yn, Newport
 Miller, Paul N. (Lab) Neyland W., Pembrokeshire
 Miller, Sandra (Lab) Neath E., Neath PT
 Mills, Claire V. (Con) Llanyre, Powys
 Mills, Keith (UKIP) Aberbargoed, Caerphilly
 Mills, Raymond F.B. (Con) New Inn, Torfaen
 Mills, Rhys (PC) Newbridge, Caerphilly
 Millward, Faith L. (Con) New Quay, Ceredigion
 Millward, Owen W.E. (Con) Aberporth,
 Ceredigion
 Milne, Donald (Con) Llandrillo-yn-Rhos, Conwy
 Milton, Rodney P. (Grn) Connah's Quay Wepre,
 Flintshire
 Minor, Hugh (LD) Rumney, Cardiff
 Minshull, Catrin (Con) Rhayadar, Powys
 Minshull, Kathryn E.A. (Con) Tonna, Neath PT
 Minshull, Richard J. (Con) Bryncoch S., Neath PT
 Minton, Alistair R. (Ind) Trefriw, Conwy
 Mitchell, Helen (S Ind) Mayals, Swansea
 Mitchell, Lisa J. (Ind) Burry Port, Carmarthenshire
 Mitchell, Paul D.E. (Lab) Fairwater, Cardiff
 Mitchell, Vivien M. (Lab) Dixon, Monmouthshire
 Mizen, Rhidian (Lab) Bryn, Neath PT
 Mlewa, Sally (Lab) Rogerstone, Newport
 Mochan, Mikey (Ind) Gurnos, Merthyr
 Mogford, Ray (Con) Langstone, Newport
 Moles, Philip N. (Ind) Shirenewton,
 Monmouthshire
 Molik, Bablin (LD) Cyncoed, Cardiff
 Monteiro, Neil A. (Grn) Butetown, Cardiff
 Moore, Anne (Lab) Cadoc, Vale of Glamorgan
 Moore, John (UKIP) Argoed, Caerphilly
 Moore, Mandy (Ind) Tredegar C., Blaenau
 Moore, Mike (Ind) Flint Oakenholt, Flintshire
 Moore, Neil (Lab) Cadoc, Vale of Glamorgan
 Moore, Nigel S. (Con) Penparc, Ceredigion
 Moore, Roger J. (PC) Argoed, Caerphilly
 Morelli, Angela (Lab) Oldcastle, Bridgend
 Morgan, Andrew (Lab) Mountain Ash West,
 Rhondda CT
 Morgan, Anthony G. (Ind) Swiss Valley,
 Carmarthenshire
 Morgan, Barrie (Lab) Cilfynydd, Rhondda CT
 Morgan, Colin (Ind) Briton Ferry E., Neath PT
 Morgan, Del (PC) Glynneath, Neath PT
 Morgan, Dennis (Con) St James, Caerphilly
 Morgan, Dilwyn (PC) Bala, Gwynedd
 Morgan, Dorian (Ind) Cornelly, Bridgend
 Morgan, Eryl (Lab) Bigyn, Carmarthenshire
 Morgan, Gail (Con) Splott, Cardiff
 Morgan, Gareth (LD) Llanidloes, Powys
 Morgan, Haydn E. (Ind) Ynysawdre, Bridgend
 Morgan, John C. (Lab) Georgetown, Blaenau
 Morgan, John H.R. (Ind) Llangadog,
 Carmarthenshire
 Morgan, John P. (Ind) Blaia, Blaenau
 Morgan, John R. (Grn) Llanbadarn Fawr Sulien,
 Ceredigion
 Morgan, Karen (PC) Hirwaun, Rhondda CT
 Morgan, Linda (PC) Dolgellau S., Gwynedd
 Morgan, Linda L. (Con) Whitchurch, Cardiff
 Morgan, Liz (Con) Llandaff N., Cardiff
 Morgan, Matthew K. (PC) Cadoc, Vale of
 Glamorgan
 Morgan, Michael J.G. (Con) Peterston, Vale of
 Glamorgan
 Morgan, Michelle (Lab) Penllergaer, Swansea
 Morgan, Paul (PC) Pentwyn, Cardiff
 Morgan, Pauline (PC) Pentwyn, Cardiff
 Morgan, Peter J. (No desc) The Havens,
 Pembrokeshire
 Morgan, Rhys (Up) Uplands, Swansea
 Morgan, Sally-Anne M. (Lab) Brynmawr, Blaenau
 Morgan, Sandra M. (Con) Llanybyie,
 Carmarthenshire
 Morgan, Sean I. (Lab) Nelson, Caerphilly
 Morgan, Thomas P. (Con) Mynyddbach, Swansea
 Morgan, Wayne (Lab) Llangyfelach, Swansea
 Morgan, William K. (LD) Cockett, Swansea
 Morgans, Steve (Ind) St David Within, Powys
 Morgans, Susan (Lab) Ferndale, Rhondda CT
 Morris, Allan G. (Ind) Liswerry, Newport
 Morris, Anne L. (Lab) Treherbert, Rhondda CT
 Morris, Anne L. (PC) Ceiriog, Wrexham
 Morris, Caroline (LD) Pentyrch, Cardiff
 Morris, Carol A. (PC) Dolbenmaen, Gwynedd
 Morris, Ceri A. (Con) Bynea, Carmarthenshire
 Morris, David A. (Lab) Treorchy, Rhondda CT

Morris, Dennis (PC) Fishguard N.W., Pembrokeshire
 Morris, Hazel (Lab) Penderry, Swansea
 Morris, John (LD) Crickhowell, Powys
 Morris, Martin (Lab) Brynyffynnon, Wrexham
 Morris, Michael G. (Con) Holt, Wrexham
 Morris, Paul R. (Con) Castle, Swansea
 Morris, Russell (PC) Coedffranc C., Neath PT
 Morris, Sonya W.R. (Con) Castle, Swansea
 Morris, Steve (Lab) Laugharne, Carmarthenshire
 Morris, Terry (Ind) Bigyn, Carmarthenshire
 Morris, Vivienne B.B. (Lab) Whitland, Carmarthenshire
 Morrissey, Wayne L. (PC) Newbridge, Caerphilly
 Morrison, Alan N. (Con) Newtown S., Powys
 Morse, Elwyn A. (Ind) Narberth Rural, Pembrokeshire
 Morton, Peter (Ind) St Asaph W., Denbighshire
 Morton, Simon (Grn) Grangetown, Cardiff
 Moses, Lee A. (Lab) Rassau, Blaenau
 Moss, Catrin S. (PC) Maesywmmmer, Caerphilly
 Moss, Judith C. (LD) Seiriol, Anglesey
 Mudd, Jane H. (Lab) Malpas, Newport
 Mudd, Karl A. (LD) Llanishen, Cardiff
 Mughal, Munawar (Con) Pentwyn, Cardiff
 Muirhead, Alexander (PC) Gibbonsdown, Vale of Glamorgan
 Muir-Jones, Cameron (Con) Penyrheol, Caerphilly
 Mujahid, Saima R. (Con) Victoria, Newport
 Mulholland, Dinah (Lab) Llangybi, Ceredigion
 Mullen-James, Win (Ind) Rhyll S.E., Denbighshire
 Muller, Tom (Grn) Llangynwyd, Bridgend
 Mumery, Alun W. (PC) Aethwy, Anglesey
 Muraca, Linda (Con) Prestatyn N., Denbighshire
 Murfitt, David N. (Con) Llanrhaeadr-Yng-Nghinmeirch, Denbighshire
 Murphy, Jim (Lab) Ely, Cardiff
 Murphy, Phil (Con) Caerwent, Monmouthshire
 Murray, Bob (Lab) Prestatyn S.W., Denbighshire
 Murray, Daniel P. (Con) Rhyll S., Denbighshire
 Murray, Leanne E. (Con) Upper Cwmbran, Torfaen
 Murray, Sur (Ind) Haverfordwest Garth, Pembrokeshire
 Musa, Liz (PC) Grangetown, Cardiff
 Myers, Jean M. (Lab) Llanboidy, Carmarthenshire
 Mytton, Lisa V. (Ind) Vaynor, Merthyr

N

Najmi, Shahana (Lab) Lliedi, Carmarthenshire
 Nakielny, Catherine F. (LD) Manordeilo, Carmarthenshire
 Naughton, Dan (LD) Pentwyn, Cardiff
 Naughton, Mary (LD) Pontprennau, Cardiff
 Nazari, Dilan (Lab) Penylan, Cardiff
 Neale, David J. (No desc) Carew, Pembrokeshire
 Neatherway, Trevor J. (Lab) Llanyrafon E., Torfaen
 Newell, Sharon A. (Ind) Efenechtyd, Denbighshire
 Newth, Christopher N. (PC) Ely, Cardiff
 Newton James, Hugh (Lab) Briton Ferry W., Neath PT
 Newton, Chris (LD) Disserserth, Powys
 Newton, Liz (LD) Marshfield, Newport
 Nicholas, Dai (PC) Llandybie, Carmarthenshire
 Nicholas, Mike (PC) Tycroes, Carmarthenshire
 Nichols, Geraldine (LD) Whitchurch, Cardiff
 Norman, Jayne M. (LF) Llantwit Major, Vale of Glamorgan
 Norrie, Gordon (UKIP) Caerwent, Monmouthshire
 Norris, Hazel (UKIP) St Martins, Caerphilly
 Norris, Isobel A. (Lab) Cwmbwrla, Swansea
 Norris, Mark A. (Lab) Cwm Clydach, Rhondda CT
 Norris, Roy A. (PC) Newtown Llanllwchaearn N., Powys
 North, Gary M. (UKIP) Townhill, Swansea
 Northeast, Gary A. (PC) Llanfihangel, Powys
 Nugent-Finn, Rachel (Con) Cadoc, Vale of Glamorgan
 Nutt, Andrew T. (PC) Bargoed, Caerphilly
 Nutting, Jonathan A.R. (No desc) Pembroke St Michael, Pembrokeshire

O

Obilanade, Funmi (Lab) St Julians, Newport
 O'Carroll, Mike (LD) Uplands, Swansea
 O'Connell, Jason (Ind) Greenmeadow, Torfaen
 Offa, Ashley V. (Lab) Bulith, Powys
 O'Gorman, Ryan (Lab) Aston, Flintshire
 O'Grady, Angie (Lab) Tudno, Conwy
 O'Grady, Wendy M. (Lab) Garden Village, Wrexham
 O'Hagan, Keiron D. (Ind) Darren Valley, Caerphilly
 Oldfield, Gary W. (UKIP) Llanrumney, Cardiff
 Oliver, Gaynor D. (Lab) Pontlottyn, Caerphilly
 Olsen, Wendy J. (Con) Bonymaen, Swansea
 O'Malley, Shaun (Ind) Town, Merthyr
 O'Marah, Chris (Ind) Gerlan, Gwynedd
 O'Neal, Christopher J. (No desc) Marchog, Gwynedd
 O'Neill, Kevin P. (Ind) Town, Merthyr
 O'Neill, Mike (Lab) Gurnos, Merthyr
 Orton, Jean M. (Con) Abersychan, Torfaen
 Osborne, Richard E. (PC) St Cattwg, Caerphilly
 Overfield, Tom (Con) Morfa, Bridgend
 Overton, Richard F. (Con) New Inn, Torfaen
 Owen Gwenda (Lab) Adamsdown, Cardiff
 Owen, Aled V. (PC) Gorslas, Carmarthenshire
 Owen, Alex (Lab) Penprysg, Bridgend
 Owen, Alexander (PC) Risca E., Caerphilly
 Owen, Andrew (LD) Canton, Cardiff
 Owen, Anthony J. (Lab) Vaynor, Merthyr
 Owen, Bob (Ind) Risca W., Caerphilly
 Owen, Bryan (Ind) Bro Aberffraw, Anglesey
 Owen, Dafydd (Ind) Bro Rhosyr, Anglesey
 Owen, Dafydd (PC) Tregarth, Gwynedd
 Owen, David G. (Ind) Nant-y-moel, Bridgend
 Owen, Edgar W. (PC) Waunfawr, Gwynedd
 Owen, Emily H. (Lab) Conwy, Conwy
 Owen, Eric W. (Ind) Connah's Quay Golflyn, Flintshire
 Owen, Gavin A. (LG) Bontnewydd, Gwynedd
 Owen, Jeffrey (Ind) Tyisha, Carmarthenshire
 Owen, Laura (PC) Aberaman N., Rhondda CT
 Owen, Mandy (Lab) Greenmeadow, Torfaen
 Owen, Michael S. (PC) Pwllheli North, Gwynedd
 Owen, Oliver W. (Con) Rhiwbina, Cardiff
 Owen, Penny (Lab) Heath, Cardiff
 Owen, Rob (TUSC) Llannon, Carmarthenshire
 Owen, Robert D. (Ind) Aberdovey, Gwynedd
 Owen, Shaun (Ind) Leeswood, Flintshire
 Owen, Steven T. (PC) Llantwit Fardre, Rhondda CT
 Owen, Wayne (Ind) Llanharri, Rhondda CT
 Owen, William R. (Ind) Seiont, Gwynedd
 Owen, William T. (PC) Pablig, Gwnedd
 Owen, Wynford E. (PC) Creigiau, Cardiff
 Owen-Jones, Dan (Lab) Tonyrefail E., Rhondda CT
 Owen-Lloyd, Nia R. (Con) Saron, Carmarthenshire
 Owens, Alun G. (Ind) Llannon, Carmarthenshire
 Owens, Geraint (Lab) Sketty, Swansea
 Owens, Reg (Ind) St Ishmaels, Pembrokeshire
 Owers, David (UKIP) St James, Caerphilly

P

Paddison, Suzanne (Lab) Sandfields W., Neath PT
 Paget, Tony (Ind) Llansamlet, Swansea
 Pagett, Bob (Lab) Blaina, Blaenau
 Palmer, Marc A. (Lab) Whitchurch, Cardiff
 Palmer, Ted (Lab) Holywell C., Flintshire
 Papworth, Helen S. (Lab) Trelawnyd, Flintshire
 Parfitt, Phillip J. (Lab) Blaengwrach, Neath PT
 Parker, Andrew C. (Con) Cowbridge, Vale of Glamorgan
 Parker, Bryn (UKIP) St Cadocs, Torfaen
 Parkhill, Thomas A. (Con) Llanishen, Cardiff
 Parkinson, Desmond (Con) Welshpool Castle, Powys
 Parri, Sian W. (Ind) Botwnnog, Gwynedd
 Parris, Elspeth M. (Lab) Llanyre, Powys
 Parrish, Norma (Lab) Panteg, Torfaen
 Parrott, Daniel D. (LD) Rhoose, Vale of Glamorgan
 Parry, Bob (PC) Canolbarth Mon, Anglesey
 Parry, Edgar G. (Ind) Crwst, Conwy
 Parry, Gareth (Lab) Seiont, Gwynedd
 Parry, Jackie (Lab) Rumney, Cardiff
 Parry, Jason W. (Ind) Pablig, Gwnedd
 Parry, Keith H. (PC) Fairwater, Cardiff
 Parry, Liz (Lab) Cefn, Wrexham
 Parry, Merfyn (Ind) Llandyrnog, Denbighshire
 Parry, Norman R. (Ind) Carew, Pembrokeshire
 Parry, Paula M. (Con) Ynys Gybi, Anglesey
 Parry, Roger (Con) Llandrillo-yn-Rhos, Conwy
 Parry, Sarah (PC) Pen-y-Fai, Bridgend
 Parry, Teresa E. (PC) Hengoed, Caerphilly
 Parry-Jones, Beverley (Con) Bryn Cefn, Wrexham
 Parsons, Norman L. (Ind) Llanhilleth, Blaenau
 Partridge, Antony M. (Ind) Cwmmtillery, Blaenau
 Passmore, Arianna K. (Lab) Risca E., Caerphilly
 Patel, Dhanisha (Lab) Ogmor Vale, Bridgend
 Patel, Ramesh (Lab) Canton, Cardiff
 Patterson, Sam (Grn) Splott, Cardiff
 Paul, Chris (PC) Pengam, Caerphilly
 Paul, Matthew G. (Ind) Cilycwm, Carmarthenshire
 Paulsen, Greg (Ind) Badminton, Blaenau
 Pavey, Mark J. (Con) Penrhyn, Conwy
 Pavia, Paul R. (Con) Larkfield, Monmouthshire
 Payne, David R. (LD) Pontypridd Town, Rhondda CT
 Payne, Helen (Lab) Castleland, Vale of Glamorgan
 Pearce, Timothy J. (PC) Illyd, Vale of Glamorgan
 Pearson, Jeffrey S. (Con) Llansanffraid, Conwy
 Pearson, Karen E. (Lab) Crynant, Neath PT
 Peers, Mike (Ind) Buckley Pentrobin, Flintshire
 Peers, Sam (Lab) Buckley Mountain, Flintshire
 Peett, Edward R. (Con) Narberth, Pembrokeshire
 Pemberton, Paul H. (Ind) Ponciau, Wrexham
 Pemberton, Pippa (Grn) Caersws, Powys
 Penlington, Paul A. (Lab) Prestatyn N., Denbighshire
 Penlington, Sonia J. (Lab) Prestatyn C., Denbighshire
 Penn, Elliot (Lab) Llandough, Vale of Glamorgan
 Pennington, Allan (Ind) Prestatyn S.W., Denbighshire
 Penrose, Bob (Ind) Sully, Vale of Glamorgan
 Penny, Sheila M. (Lab) Neath E., Neath PT
 Pepper, Myles C.G. (No desc) Fishguard N.E., Pembrokeshire
 Perfect, Vicky (Lab) Flint Trelawny, Flintshire
 Perfect, Victoria M. (Lab) Flint Coleshill, Flintshire
 Perkes, Sandra D. (Lab) Court, Vale of Glamorgan
 Perry, Ian A.N. (PC) Wenvoe, Vale of Glamorgan
 Perry, Keith B. (UKIP) Hendy, Carmarthenshire
 Peters, Martyn (PC) Dyffryn, Neath PT
 Peterson, James A. (UKIP) Liswerry, Newport
 Petrie, George W.A. (Lab) Nantyglo, Blaenau
 Pettit, John H. (Lab) St Martins, Caerphilly
 Phillips, Bertram D.J. (PC) Llanboidy, Carmarthenshire
 Phillips, Cen (LD) Aberavon, Neath PT
 Phillips, David (Lab) Castle, Swansea
 Phillips, Gavin M. (N Ind) Malpas, Newport
 Phillips, Georgina A. (Lab) Pontprennau, Cardiff
 Phillips, Jennifer S. (PC) Hengoed, Carmarthenshire
 Phillips, John C. (Ind) Pen-y-Cae, Wrexham
 Phillips, Joshua D. (Lab) Solva, Pembrokeshire
 Phillips, Lewys (Con) Uplands, Swansea
 Phillips, Lionel H. (Ind) Llanboidy, Carmarthenshire
 Phillips, Louise R. (Ind) Cefn Forest, Caerphilly
 Phillips, Matthew T. (Ind) Rassau, Blaenau
 Phillips, Melanie A. (No desc) Pembroke St Mary South, Pembrokeshire
 Phillips, Mike (Con) Whitchurch, Cardiff
 Phillips, Neville (LD) Buckley Bistre W., Flintshire
 Phillips, Phil (PC) Offa, Wrexham
 Phillips, Rebecca (PC) Trebanos, Neath PT
 Phillips, Steffan J. (PC) Morriston, Swansea
 Phillips, Stephen G.B. (Con) Kingsbridge, Swansea
 Phillips, Wendy (Con) Pontllanfraith, Caerphilly
 Phillips, Wilfred H. (Con) Morgan Jones, Caerphilly
 Philpott, Cheryl (LD) Sketty, Swansea
 Phipps, Lisa (Lab) Bedwas, Caerphilly
 Pickavance, Nigel W. (Ind) Marchog, Gwynedd
 Picken, Darren (PC) Borrass Park, Wrexham
 Pickering, Sue (Lab) Ynysbwl, Rhondda CT
 Picton, Ann (Lab) Marshfield, Newport
 Piercy, Niall C. (Con) Gabalfa, Cardiff
 Pigott, Anna L. (Grn) Oystermouth, Swansea
 Pike, Andrew (Con) Grangetown, Cardiff
 Pilliner, Ross (LD) Cathays, Cardiff
 Pinder, Thomas (Con) Abercynon, Rhondda CT

Pinkham, Roger W. (LD) Plymouth, Vale of Glamorgan
 Pitman, Ade (No desc) Cadoc, Vale of Glamorgan
 Plwm, Mici (PC) Criccieth, Gwynedd
 Pocock, Steve (Ind) St Arvans, Monmouthshire
 Pollard, Martin J. (PC) Pentwyn, Cardiff
 Ponnle, Kolawole A. (Con) Caerua, Cardiff
 Poole, David V. (Lab) Pengam, Caerphilly
 Poole, Emyr S. (PC) Newtown Llanllwchaearn W., Powys
 Porter, Rebecca (Ind) Oldcastle, Bridgend
 Potter, Dan (Ind) New Quay, Ceredigion
 Powderhill, Steve (Lab) Treforest, Rhondda CT
 Powell, Aled P. (PC) Pen-y-Cae, Wrexham
 Powell, Anthony G. (Lab) Dyfan, Vale of Glamorgan
 Powell, Carrie (Lab) Upper Cwmbrian, Torfaen
 Powell, Colin (Lab) Queensway, Wrexham
 Powell, Gregory M. (PC) Tonyrefail W., Rhondda CT
 Powell, Huw J. (Lab) Llandow, Vale of Glamorgan
 Powell, Jack S. (Con) Cockett, Swansea
 Powell, Jessica (Lab) Pontnewydd, Torfaen
 Powell, John (Ind) Llanbadarn, Powys
 Powell, Matthew L. (Con) Two Locks, Torfaen
 Powell, Maureen (Con) Castle, Monmouthshire
 Powell, Mike (LD) Trallwng, Rhondda CT
 Powell, Nick (Con) Llanfihangel, Powys
 Powell, Patrick J. (PC) Penyrheol, Swansea
 Powell, Rachel (Ind) Beguildy, Powys
 Powell, Rowan H. (Ind) Town, Merthyr
 Powell, Stephen (Ind) Cilfynydd, Rhondda CT
 Powell, Stephen M. (Lab) Talbot Green, Rhondda CT
 Powell, William D. (LD) Talgarth, Powys
 Pratt, Gareth L. (Lab) Langstone, Newport
 Pratt, Jane (Con) Llanelly Hill, Monmouthshire
 Pratt, Jennifer S. (LD) Guilsfield, Powys
 Pratt, Jonathan E. (LD) Newton, Bridgend
 Preece, Carolyn M. (Lab) Buckley Pentrobin, Flintshire
 Preece, Denver W.R. (Lab) Abercarn, Caerphilly
 Preece, Emma L. (Lab) Ewloe, Flintshire
 Prendergast, Pete (Lab) Rhyll S.W., Denbighshire
 Preston, Jonathan S. (PC) Penally, Pembrokeshire
 Preston, Kelly A. (Lab) Fairwater, Torfaen
 Prew, Mike (PC) Morgan Jones, Caerphilly
 Price, Alan N. (Inc) Llanrhian, Pembrokeshire
 Price, Bernard (Ind) Badminton, Blaenau
 Price, Darren (PC) Gorslas, Carmarthenshire
 Price, David R. (Ind) Llanafanfawr, Powys
 Price, Dianne (Lab) Bargoed, Caerphilly
 Price, Gary D. (PC) Llanbadarn, Powys
 Price, Glenn (Ind) Treharris, Merthyr
 Price, Gwilym P. (Lab) Goodwick, Pembrokeshire
 Price, Julie A. (N Ind) Beechwood, Newport
 Price, Juliet (LD) Llanbadarn Fawr Padarn, Ceredigion
 Price, Kevin R. (PC) Borth, Ceredigion
 Price, Myfanwy (LD) Lisvane, Cardiff
 Price, Roger T. (PC) Tyisha, Carmarthenshire
 Price, Ruth (PC) Elli, Carmarthenshire
 Price, Tim (UKIP) Beechwood, Newport
 Priddle, Keith T. (LD) Aberavon, Neath PT
 Priest, Chris (PC) St Julians, Newport
 Priestley, Mike (Lab) Marl, Conwy
 Prince, Ronnie (Ind) Cartrefle, Wrexham
 Prior, Neil D. (Ind) Llanrhian, Pembrokeshire
 Pritchard, Bryan R. (PC) Cartrefle, Wrexham
 Pritchard, Emma S. (Lab) Dyfan, Vale of Glamorgan
 Pritchard, James (Lab) Morgan Jones, Caerphilly
 Pritchard, John (Ind) Marchwiel, Wrexham
 Pritchard, Keith C. (Ind) Ebbw Vale S., Blaenau
 Pritchard, Lara (Con) Denbigh Lower, Denbighshire
 Pritchard, Lloyd (Grn) Adamsdown, Cardiff
 Pritchard, Mark (Ind) Esclusham, Wrexham
 Pritchard, Paula M. (Ind) Sketty, Swansea
 Pritchard, Philip C. (Ind) Welshepool Castle, Powys
 Pritchard, Richard H. (UKIP) Blaengwrach, Neath PT
 Pritchard, Samuel (Lab) Mynyddbach, Swansea
 Privett, Ken (Lab) Pen-y-Graig, Rhondda CT
 Proctor, Bethan E. (Lab) Penylan, Cardiff
 Prosser, John G. (Lab) Glanymor, Carmarthenshire
 Prosser, John L. (Con) Priory, Monmouthshire
 Prosser, Lesley A. (LD) Llandeilo, Carmarthenshire

Protheroe, Mark (Lab) Neath E., Neath PT
 Pryce, James (Ind) Felinfach, Powys
 Prydderch, Heather A. (LD) St Asaph E., Denbighshire
 Prydderch, Ken (LD) Prestatyn Meliden, Denbighshire
 Pugh, Alyson (Lab) Llansamlet, Swansea
 Pugh, David J. (Ind) Kilgetty, Pembrokeshire
 Pugh, Gareth M. (Con) Dolforwyn, Powys
 Pugh, Jeremy D. (No desc) Bulith, Powys
 Pughe, John (Ind) Tywyn, Gwynedd
 Purcell, Ian J. (Ind) Mold W., Flintshire
 Purcell, Linet M. (PC) Pontardawe, Neath PT
 Purcella, Aniel (Con) Brackla, Bridgend
 Pursey, Sean M. (Lab) Sandfields E., Neath PT
 Purvis, Richard (Ind) Connah's Quay Golftyn, Flintshire
 Puw, Rheinalt (PC) Ogwen, Gwynedd
 Puw, Trefor (PC) Victoria, Newport

Q

Quaile, Martin E. (Con) Killay S., Swansea
 Quant, Ray (Ind) Borth, Ceredigion
 Quick, Andrew J. (UKIP) Fairwater, Torfaen
 Quinlan, Derry (LD) Newtown Llanllwchaearn N., Powys

R

Radcliffe, James C. (PC) Aberkenfig, Bridgend
 Raghoobar, John P. (Ind) Dolgellau S., Gwynedd
 Rahaman, Saif (Lab) Port Talbot, Neath PT
 Rahman, Khalilur (PC) Pillgwenlly, Newport
 Rahman, Majid (Lab) Victoria, Newport
 Randall, Jordan S. (PC) Swiss Valley, Carmarthenshire
 Randerson, Eleri K. (LD) Fairwater, Cardiff
 Randerson, Peter F. (LD) Heath, Cardiff
 Randhawa, Rachhpal (Con) Rhydfelen C., Rhondda CT
 Rapi, Paul D. (PC) Carew, Pembrokeshire
 Ratcliffe, Gareth (LD) Hay, Powys
 Raybould, Anthony F. (UKIP) Llantwit Major, Vale of Glamorgan
 Raynor, Jennifer (Lab) Duvant, Swansea
 Rea, Robin (LD) Plasnewydd, Cardiff
 Read, Peter (PC) Abererch, Gwynedd
 Reaney, Rachel T.J. (N Ind) Malpas, Newport
 Redhead, Tony (LD) St Christophers, Monmouthshire
 Redmond, Shaun J. (Ind) Caergybi, Anglesey
 Reece, Jane M. (HB Ind) Heath, Cardiff
 Reece, Mike (Lab) Bagillt W., Flintshire
 Rees, Adrian H. (PC) Cockett, Swansea
 Rees, Allan (Ind) Blackwood, Caerphilly
 Rees, Anabella (LD) Llanishen, Cardiff
 Rees, Dave (Ind) Llansanffraid, Conwy
 Rees, David A. (PC) Pontlottyn, Caerphilly
 Rees, Dianne E. (Con) Pontprennau, Cardiff
 Rees, Donald (Con) Hawthorn, Rhondda CT
 Rees, Duncan (Grn) New Broughton, Wrexham
 Rees, Dylan W. (PC) Canolbarth Mon, Anglesey
 Rees, Elyn O. (Ind) St Dogmaels, Pembrokeshire
 Rees, Geoff G. (PC) Llwyn-y-Pia, Rhondda CT
 Rees, Gwion E. (PC) Llantwit Fardre, Rhondda CT
 Rees, Huw (LD) Sketty, Swansea
 Rees, Jeff (PC) Fairwater, Torfaen
 Rees, Ken (UKIP) Llwynhendy, Carmarthenshire
 Rees, Mark (LD) Fairwater, Cardiff
 Rees, Michael (LD) Ely, Cardiff
 Rees, Patricia (LD) Llanrumney, Cardiff
 Rees, Peter A. (Lab) Neath E., Neath PT
 Rees, Sean L. (PC) Glanymor, Carmarthenshire
 Rees, Sharon (Lab) Aberdare W., Rhondda CT
 Rees, Simon A. (Con) Cathays, Cardiff
 Rees, Sue (Ind) Narberth, Pembrokeshire
 Rees, William J. (Lab) Llanbadarn Fawr Sulien, Ceredigion
 Rees, William S. (No desc) Pembroke Dock Llanion, Pembrokeshire
 Rees-Evans, David R. (LD) Llanrhystud, Ceredigion
 Rees-Owen, Shelley R. (PC) Pentre, Rhondda CT
 Rees-Sambrook, Ann (PC) Neath E., Neath PT
 Reeves, Ceri (Lab) Maesteg W., Bridgend
 Reeves, Mal (Lab) Maesteg E., Bridgend
 Reid, Dave (TUSC) Adamsdown, Cardiff
 Reid, George D. (Ind) Llanegwad, Carmarthenshire
 Renkes, Susanne (Lab) Baglan, Neath PT
 Resoli, Craig (UKIP) Aberaman S., Rhondda CT
 Reynolds, Gerry (Lab) Glynneath, Neath PT
 Reynolds, John A. (Lab) Allt-yr-yn, Newport
 Reynolds, Sonia H. (Lab) Gwaun-Cae-Gurwan, Neath PT
 Rhys, Emyr (Lab) Groeslon, Gwynedd
 Rice, David L. (N Ind) Shaftesbury, Newport
 Richards, Anthony J. (PC) Pontardawe, Neath PT
 Richards, Betsan (Ind) Coedffranc C., Neath PT
 Richards, Bram (UKIP) Lliedi, Carmarthenshire
 Richards, Christine (Lab) Lower Loughot, Swansea
 Richards, Christopheher (LD) Llansantffraid, Powys
 Richards, David (PC) Castle, Swansea
 Richards, David W.H. (Ind) Felinfoel, Carmarthenshire
 Richards, Gareth (Lab) Treharris, Merthyr
 Richards, Hywel L. (PC) Ruthin, Denbighshire
 Richards, John E.W. (Lab) Liswerry, Newport
 Richards, Luke F. (Ind) Bryncethin, Bridgend
 Richards, Paul T. (Lab) Colwyn, Conwy
 Richards, Peter D. (Lab) Baglan, Neath PT
 Richards, Philippa J. (PC) Glynneath, Neath PT
 Richards, Rhys W. (N Ind) Gaer, Newport
 Richards, Tom (Con) Letterston, Pembrokeshire
 Richardson, Michaela (Lab) Cadoc, Vale of Glamorgan
 Rickard, Chad A. (PC) Rhydfelen C., Rhondda CT
 Ricketts, Laura L. (LD) Caerleon, Newport
 Ridgewell, John P. (Lab) Ynysddu, Caerphilly
 Riley, Adam P. (Ind) Rhose, Vale of Glamorgan
 Riley-Walsh, Elliot O. (PC) Lligwy, Anglesey
 Rimington, John (Grn) Sully, Vale of Glamorgan
 Risley, Chris (Lab) Higher Kinnerton, Flintshire
 Ritchie, Mark S.E. (Con) Sketty, Swansea
 Roach, James P.R. (Con) Rumney, Cardiff
 Robbins, Greg (Con) Mostyn, Conwy
 Robbins, Jane M.J. (LD) Cantref, Monmouthshire
 Robbins, Owen R. (Con) Ely, Cardiff
 Roberts, Aled R. (LD) Ponciau, Wrexham
 Roberts, Alun (PC) Seiriol, Anglesey
 Roberts, Arwel (PC) Rhuddlan, Denbighshire
 Roberts, Aurfron (Lab) Gilfach Goch, Rhondda CT
 Roberts, Austin (PC) Eglwysbach, Conwy
 Roberts, Barbara (LD) Ceiriog, Wrexham
 Roberts, Beatrice A.L. (Lab) Glanymor, Carmarthenshire
 Roberts, Clwyd (Ind) Llangerwy, Conwy
 Roberts, Dafydd (Ind) Bro Rhosyr, Anglesey
 Roberts, Dafydd R. (PC) Talbot Green, Rhondda CT
 Roberts, Darren (Lab) Merthyr Vale, Merthyr
 Roberts, David G. (Con) Halkyn, Flintshire
 Roberts, David J. (Ind) Tonypandy, Rhondda CT
 Roberts, David M. (Con) Llandrillo-yn-Rhos, Conwy
 Roberts, Dewi W. (Ind) Abersoch, Gwynedd
 Roberts, Edmund C. (PC) Harlech, Gwynedd
 Roberts, Elfed P. (Ind) Trawsfynydd, Gwynedd
 Roberts, Eva L. (Con) Marl, Conwy
 Roberts, Fred E. (Ind) Gwersyllt N., Wrexham
 Roberts, Gareth (LD) Bronllys, Powys
 Roberts, Gareth A. (PC) Dewi, Gwynedd
 Roberts, Glyn (No desc) Botwnnog, Gwynedd
 Roberts, Harri (PC) Castle, Swansea
 Roberts, Helen (Con) Marl, Conwy
 Roberts, Ian B. (Lab) Flint Castle, Flintshire
 Roberts, John (LD) Rhiw, Conwy
 Roberts, John A. (Lab) Ynys Gybi, Anglesey
 Roberts, John E. (LD) Faenor, Ceredigion
 Roberts, John E. (PC) Aber Valley, Caerphilly
 Roberts, John P. (Ind) Corris, Gwynedd
 Roberts, Karen (LD) Cwm Clydach, Rhondda CT
 Roberts, Kelly M. (Lab) Gorseinon, Swansea
 Roberts, Kenny (Lab) Greenfield, Flintshire
 Roberts, Liz (PC) Betws-y-Coed, Conwy
 Roberts, Lona (PC) Llanishen, Cardiff
 Roberts, Lucy M. (Con) Llandrinio, Powys
 Roberts, Margaret M. (PC) Lligwy, Anglesey
 Roberts, Michael (Con) Bedwas, Caerphilly
 Roberts, Morris (Ind) Gele, Conwy
 Roberts, Nicola F. (PC) Canolbarth Mon, Anglesey
 Roberts, Owen H. (PC) Llanengan, Gwynedd
 Roberts, Paul (Con) Erddig, Wrexham
 Roberts, Peter D. (LD) Llandrindod S., Powys

Roberts, Rondo (Ind) Llangollen Rural, Wrexham
 Roberts, Sarah (PC) Brynyffynnon, Wrexham
 Roberts, Sioned G. (PC) Botwnnog, Gwynedd
 Roberts, Stephanie (Ind) Canolbarth Mon, Anglesey
 Roberts, Steven J. (Con) Penyrheol, Caerphilly
 Roberts, Tegwyn (PC) Bro Aberffraw, Anglesey
 Roberts, Teresa (SLP) Ogwen, Gwynedd
 Roberts, Tom (Comm) Town, Merthyr
 Roberts, Victoria (Con) Baruc, Vale of Glamorgan
 Roberts, William G. (PC) Aberdaron, Gwynedd
 Roberts, Wynn O. (PC) Bontnewydd, Gwynedd
 Roberts-Jones, Kath (Ind) Kerry, Powys
 Robertson, Andy (Con) Dinas Powys, Vale of Glamorgan
 Robertson, Dani (PC) Neath E., Neath PT
 Robertson, Heather (Con) Newbridge, Caerphilly
 Robertson, Stuart (Con) Newbridge, Caerphilly
 Robinson, Adam (Con) Llantrisant Town, Rhondda CT
 Robinson, Dorianne J. (Grn) Disserth, Powys
 Robson, Adrian (Con) Rhiwbina, Cardiff
 Robson, Lee S. (Ind) Aberkenfig, Bridgend
 Robyns, Seb (TUSC) Cathays, Cardiff
 Rochefort, Laura (Lab) Sully, Vale of Glamorgan
 Rodaway, Susan E. (Lab) Pennard, Swansea
 Roden, Richard G. (Con) Dixton, Monmouthshire
 Roderick, Edwin (Ind) Maescar, Powys
 Rodgers, Kev (Ind) New Tredegar, Caerphilly
 Rogers, Bob (Lab) Wainfelin, Torfaen
 Rogers, Graham A. (Lab) Hermitage, Wrexham
 Rogers, John T. (Lab) Badminton, Blaenau
 Rogers, Julie A. (Lab) Aberyschan, Torfaen
 Rogers, Paul (Con) Brymbo, Wrexham
 Rogers, Peter S. (Ind) Bro Aberffraw, Anglesey
 Rogers, Tony (Ind) Dowlais, Merthyr
 Roney, David (Ind) Mostyn, Flintshire
 Rooke, Dale K. (Lab) St Marys, Monmouthshire
 Rosser, Joy (Lab) Trealaw, Rhondda CT
 Rosser, Liz (Grn) Llandough, Vale of Glamorgan
 Rostron, John A. (Lab) Chirk S., Wrexham
 Rothero, Brian L. (No desc) Neyland W., Pembrokeshire
 Routley, William J. (Con) Langstone, Newport
 Rowberry, Diane (Lab) Sirhowy, Blaenau
 Rowe, Gerry (Lab) St Kingsmark, Monmouthshire
 Rowlands, Brigitte J. (Con) Mawr, Swansea
 Rowlands, Daniel M. (Con) Newtown Llanllwchaearn N., Powys
 Rowlands, Huw L. (PC) Llanwnda, Gwynedd
 Rowlands, Kay L. (Con) Brackla, Bridgend
 Rowlands, Ken (No desc) Johnston, Pembrokeshire
 Rowlands, Leighton O. (Con) Dyfan, Vale of Glamorgan
 Rowlands, Mair E. (PC) Menai (Bangor), Gwynedd
 Rowlands, Mali (PC) Whitchurch, Cardiff
 Rowlands, Philip S. (Ind) Tonypany, Rhondda CT
 Rowlands, Sam (Con) Pentre Mawr, Conwy
 Rowlands-Lean, David J. (Con) Clydach, Swansea
 Rowlinson, Paul J. (PC) Gerlan, Gwynedd
 Rowson, Keri (Ind) Nantyglô, Blaenau
 Roxburgh, Barbara F. (Ind) Bryn Cefn, Wrexham
 Ruff, Daniel P. (Con) Llanishen, Cardiff
 Runciman, Geoff (Lab) Capelulo, Conwy
 Rush, Kevin (Lab) Bagillt E., Flintshire
 Russell, Angela A. (Ind) Llanbedrog, Gwynedd
 Ryszewski, Stefan G. (Con) Lliedi, Carmarthenshire

S

Saad, Mohammad S. (Con) Pontardulais, Swansea
 Said, Dani (LD) Heath, Cardiff
 Sakura-Rose, Jasmine (LD) Bedlinog, Merthyr
 Salkeld, Anthony M. (PC) Rogerstone, Newport
 Sambrook, Paul (PC) Neath E., Neath PT
 Sammon, Declan G. (Ind) Dowlais, Merthyr
 Sampson, Anton L. (Con) Prestatyn E., Denbighshire
 Sanders, Eleanor (Ind) Rhiwbina, Cardiff
 Sanderson, Patricia C. (PC) Cockett, Swansea
 Sandilands, Gareth D. (Lab) Prestatyn S.W., Denbighshire
 Sandrey, Emma (LD) Pentwyn, Cardiff
 Saralis, Roy (Lab) Penmaen, Caerphilly
 Sargent, Margaret E. (PC) Penyrheol, Caerphilly
 Sarnacki, Maria V. (Ind) Cadnant, Gwynedd

Sassoon-Hailes, Gary (Lab) Oldcastle, Bridgend
 Sattar, Abdul (Lab) Grangetown, Cardiff
 Satterthwaite, Jack A. (LD) Cathays, Cardiff
 Saunders, Philip E.W. (Lab) Bettws, Newport
 Saunders, Ross (TUSC) Fairwater, Cardiff
 Saunders, Trevor G.R. (Lab) Dinas Powys, Vale of Glamorgan
 Savage, Conor (PC) Marchog, Gwynedd
 Saville, Harry T.M. (Con) Gogarth, Conwy
 Sawati, Mubashar K. (PC) Riverside, Cardiff
 Scelkunova, Irina (Con) Sarn, Bridgend
 Schiavone, Emlyn M.J.G. (PC) Carmarthen Town West, Carmarthenshire
 Schmeising, Dan (LD) Heath, Cardiff
 Scott, Gavin C. (LD) Prestatyn E., Denbighshire
 Scott, Jamie C. (Lab) Aberystwyth Bronglais, Ceredigion
 Scott, Peter (Con) St Asaph W., Denbighshire
 Scott, Peter J.L. (Ind) Tremeirchion, Denbighshire
 Scriven, Jon (PC) Penyrheol, Caerphilly
 Scully, Brian J. (Lab) Badminton, Blaenau
 Seabourne, Rose (Lab) Fairwater, Torfaen
 Sedgebeer, Bridie (Lab) Coychurch Lower, Bridgend
 Selby, David M. (LD) Newtown C., Powys
 Sellers, Jack M. (Con) Pentwyn, Cardiff
 Senior, David H. (PC) Welshpool Xnrog, Powys
 Senior, Rebecca E. (Con) Panteg, Torfaen
 Senior, Stephen J. (Con) Llantarnam, Torfaen
 Sessions, Matthew (Lab) Blackwood, Caerphilly
 Seunarine, Krishna (UKIP) Betws, Carmarthenshire
 Seward, Jacqueline A. (Lab) Llangennech, Carmarthenshire
 Shakeshaft, Richard J. (PC) Ogmôre Vale, Bridgend
 Shakespeare, Andrew (UKIP) St James, Caerphilly
 Sharp, Colin A. (No desc) Milford N., Pembrokeshire
 Sharps, Leslie A. (Ind) Northop Hall, Flintshire
 Sharratt, Ade (Lab) Hendre, Gwynedd
 Sharrem, Tim (Lab) Cwmteyller, Blaenau
 Shaw, Angharad D.A. (PC) Lledrod, Ceredigion
 Shaw, Barry I. (PC) Castleland, Vale of Glamorgan
 Shaw, Kathryn E. (Ind) Brynwnern, Torfaen
 Shaw, Roderick M.I. (Lab) Pontycymer, Bridgend
 Shea, Curtis (Con) Rhyl S.E., Denbighshire
 Shearer, Leon K. (Ind) Dolforwyn, Powys
 Sheppardson, Hugh B. (Ind) Pembre, Carmarthenshire
 Sheppard, Louise (Ind) Treveithin, Torfaen
 Sherwood, Graham J. (Lab) Argoed, Flintshire
 Sherwood, Mary (Lab) Uplands, Swansea
 Shewing, Martin W. (Ind) Aberystwyth Rheidol, Ceredigion
 Shimmin, Jon (LD) Pentwyn, Cardiff
 Short, Andrew (PC) Blackwood, Caerphilly
 Shotter, Sue (LD) Marl, Conwy
 Shotton, Aaron P. (Lab) Connah's Quay C., Flintshire
 Shotton, William P. (Lab) Connah's Quay Golftyn, Flintshire
 Shugar, Nicolas A. (Ind) Llangattock, Powys
 Shultan, Mohammed (LD) Deiniol, Gwynedd
 Shum, Alvin K.B. (Lab) Cyncoed, Cardiff
 Shwartz, Miriam J.I. (Con) Gaer, Newport
 Siencyn, Dyfrig L. (PC) Dolgellau N., Gwynedd
 Silk, Kathryn S. (LD) Bwlch, Powys
 Silvertsen, Andrew P. (Con) Duntvan, Swansea
 Simcock, David R. (Lab) Cantref, Monmouthshire
 Simcock, Jack C. (Con) Uplands, Swansea
 Simcock, Penny (Lab) Llanelly Hill, Monmouthshire
 Simmonds, Graham D. (Ind) Cefn Forest, Caerphilly
 Simmonds, Julian (Lab) Crosskeys, Caerphilly
 Simmons, David (Lab) Rhyl E., Denbighshire
 Simmons, Elaine A. (Lab) Caerau, Cardiff
 Simpson, Chris (Grn) Faenor, Ceredigion
 Simpson, David (Ind) Fairwater, Torfaen
 Simpson, David (Ind) Lampeter Velfrey, Pembrokeshire
 Sims, Alex (Lab) Bryncoch S., Neath PT
 Sims, Anthony (Con) Risca W., Caerphilly
 Sims, Pete (Lab) Bro Aberffraw, Anglesey
 Sims, Shawn P. (Con) Penmaen, Caerphilly
 Singh, Kanaya (Lab) Riverside, Cardiff
 Singh, Narinder (Con) Plymouth, Merthyr
 Singh, Rebecca (Con) Sketty, Swansea
 Singleton, Mike (Lab) Caerleon, Newport

Sinnett, David R. (PC) Milford W., Pembrokeshire
 Sivagnanam, Ruba (Lab) St Augustine, Vale of Glamorgan
 Sivier, Mike (Lab) Llanbadarn, Powys
 Skelland, Rodney (Con) Bronington, Wrexham
 Skinner, Tanya P. (Ind) Park, Merthyr
 Skinner, William E. (Lab) Pontyberem, Carmarthenshire
 Skivens, Steven J. (PC) Penyrheol, Caerphilly
 Slade, Alan D. (Lab) Llantarnam, Torfaen
 Slade, Christina S. (Lab) Pen-y-Graig, Rhondda CT
 Slater, Sian C. (Lab) Town, Merthyr
 Slaughter, Anthony (Grn) St Augustine, Vale of Glamorgan
 Sloper, Callum W.H. (Con) Cathays, Cardiff
 Small, Ralph (Ind) Mancot, Flintshire
 Smallman, Keith (Ind) Blackwood, Caerphilly
 Smillie, Melissa (Con) Gwersyllt W., Wrexham
 Smith, Barbara A. (Ind) Tremeirchion, Denbighshire
 Smith, Benjamin T.G. (Grn) Llandaff, Cardiff
 Smith, Bill (Lab) Gurnos, Merthyr
 Smith, Charles E. (Lab) Llangwydd, Bridgend
 Smith, Christine D. (Con) Ringland, Newport
 Smith, David J. (Grn) Castle, Swansea
 Smith, Gordon W. (Con) The Havens, Pembrokeshire
 Smith, Graham (Lab) Porth, Rhondda CT
 Smith, Helen K. (PC) Heath, Cardiff
 Smith, Ian R. (Lab) Connah's Quay S., Flintshire
 Smith, Jade B. (LD) Trowbridge, Cardiff
 Smith, Jane F. (Lab) Llanbadoc, Monmouthshire
 Smith, Jeff A. (PC) Aberystwyth C., Ceredigion
 Smith, Kate E. (Con) West Cross, Swansea
 Smith, Luke (PC) Risca E., Caerphilly
 Smith, Matthew P. (Con) Sketty, Swansea
 Smith, Michael D. (Ind) Kinmel Bay, Conwy
 Smith, Nigel D. (Ind) Kinmel Bay, Conwy
 Smith, Pam (Con) Llanidloes, Powys
 Smith, Patrina L. (UKIP) Liswerry, Newport
 Smith, Paul (Con) Denbigh Upper, Denbighshire
 Smith, Paul (Ind) Denbigh C., Denbighshire
 Smith, Paulette (Lab) Clydach, Swansea
 Smith, Rob (Lab) Rhondda, Rhondda CT
 Smith, Robert H. (PC) Lwr Brynamman, Neath PT
 Smith, Robert J. (Con) Margam, Neath PT
 Smith, Robert V. (Lab) Upper Loughor, Swansea
 Smith, Ryan G. (Con) Aber Valley, Caerphilly
 Smith, Sally (WEP) Uplands, Swansea
 Smith, Stephen (Ind) Caerau, Bridgend
 Smith, Stephen G. (Lab) Pyle, Bridgend
 Smith, Tommy (Lab) Sirhowy, Blaenau
 Smith, Trevor (PC) Pontamman, Carmarthenshire
 Smith, Val (Ind) Llanbadoc, Monmouthshire
 Smithers, Paul F. (Ind) Treharris, Merthyr
 Smith-Higgins, Lawrence (Lab) Two Locks, Torfaen
 Snaith, Gareth (Grn) St Augustine, Vale of Glamorgan
 Solomon, Isabelle M. (No desc) Wiston, Pembrokeshire
 Southwell, Yvonne G. (Lab) Milford W., Pembrokeshire
 Spalding, Robert (Grn) Llangollen, Denbighshire
 Spanswick, John C. (Lab) Brackla, Bridgend
 Sparks, Russell (Ind) Carmarthen Town W., Carmarthenshire
 Speake, Alan D.T. (PC) Carmarthen Town W., Carmarthenshire
 Speake, John M. (LD) Caerau, Cardiff
 Speake, Laura B. (LD) Caerau, Cardiff
 Speight, Alan R. (Lab) Langstone, Newport
 Spencer, Mark J. (Lab) Beechwood, Newport
 Spiller, Ian M. (LD) Bryntirion, Bridgend
 Spooner, Marcia (PC) Rhos, Neath PT
 Squire, Bob (Ind) Eirias, Conwy
 Stables, Emily L. (TUSC) Rumney, Cardiff
 Stacey, Graham (Lab) Church Village, Rhondda CT
 Standing, Ian H. (Con) Severn, Monmouthshire
 Stanger, Tom (N Ind) Stow Hill, Newport
 Stenner, Eluned (Lab) New Tredegar, Caerphilly
 Stephens, Barry (Lab) Llanharry, Rhondda CT
 Stephens, Elyn (PC) Ystrad, Rhondda CT
 Stephens, Lydia M. (Ind) St Ishmael, Carmarthenshire
 Sterry, Andrew D. (UKIP) Liswerry, Newport
 Stevens, Andrew H. (Lab) Penyrheol, Swansea
 Stevens, Carol (No desc) Milford W., Pembrokeshire

Stevens, James (Ind) Wynnstay, Wrexham
 Stevens, Ken (Lab) Penmaenan, Conwy
 Stevens, Mike (Ind) Tywyn, Gwynedd
 Stevens, Pip (Ind) Denbigh Upper, Denbighshire
 Stevens, Shawn A. (Ind) Pen-y-Graig, Rhondda CT
 Stevenson, Mark (PC) Cymmer, Rhondda CT
 Stewart, Rob (Lab) Morriston, Swansea
 Stirman, Roz (Ind) Llangeinor, Bridgend
 Stoddart, Mike (No desc) Milford Hakin, Pembrokeshire
 Stoddart, Viv (No desc) Milford Hubberston, Pembrokeshire
 Stonhold, Paul F. (Lab) Sceddau, Pembrokeshire
 Stott, Nick (Lab) Acton, Wrexham
 Stott, Trevor (LD) Rhiw, Conwy
 Street, Wayne (LD) Llanrumney, Cardiff
 Streeter, Shelly (Lab) Saltney Stonebridge, Flintshire
 Stringer, Paul (PC) Bedwas, Caerphilly
 Strong, Brian (Con) Usk, Monmouthshire
 Strong, Mark A. (PC) Aberystwyth N., Ceredigion
 Stubbs, Ed (Lab) Splott, Cardiff
 Sukul, Ganesh S. (Con) Rogerstone, Newport
 Suller, Tom (Con) Marshfield, Newport
 Sullivan, Cameron (LD) Town, Merthyr
 Sullivan, David G. (S Ind) Llangyfelach, Swansea
 Sullivan, Gordon B. (CVP) Cwmbach, Rhondda CT
 Sullivan, Phillip (Con) Trallwng, Rhondda CT
 Summerhayes, Diane (PC) Aberaman S., Rhondda CT
 Summers, Bob (Ind) Ebbw Vale N., Blaenau
 Summons, Robert G. (Con) Burton, Pembrokeshire
 Sumpter, Ian R. (Ind) Caergywll, Flintshire
 Sutton, Barrie M. (Lab) Brynmawr, Blaenau
 Sutton, Philip M. (Ind) West End, Monmouthshire
 Swan, Jonathan J. (PC) Caerau, Cardiff
 Swingler, Glenn (PC) Denbigh Upper, Denbighshire
 Sykes, Mo (Lab) Llansamlet, Swansea
 Szabo, Jan (Lab) Prestatyn N., Denbighshire
 Szabo, Jorge V.D.F. (Ind) Queensway, Wrexham

T

Tampin, Keith F. (No desc) Llandrindod E., Powys
 Tanner, Gloria J. (Lab) Mynyddbach, Swansea
 Tansley, Adrian D. (Lab) Mochdre, Conwy
 Tariq, Muhammad (Con) Ringland, Newport
 Tarr, Nathan G. (LD) Graig, Newport
 Tasker, Bill (Ind) Rhyl S.E., Denbighshire
 Tatam, Nick (LD) Grofield, Monmouthshire
 Tatlock, Ken (Ind) Caergybi, Anglesey
 Tattum, George G. (Ind) Gwernaffield, Flintshire
 Taxi, Hugh J. (LG) Penygroes, Gwynedd
 Taylor, Anthony J. (Lab) Tai-Bach, Neath PT
 Taylor, Barry M. (Lab) Snatchwood, Torfaen
 Taylor, Frances (Ind) Mill, Monmouthshire
 Taylor, Jacob D. (No desc) Pembroke St Mary S., Pembrokeshire
 Taylor, Jessica (Lab) Lisvane, Cardiff
 Taylor, John (PC) Aber Valley, Caerphilly
 Taylor, John L. (Con) St Dials, Torfaen
 Taylor, Ken (PC) Caergybi, Anglesey
 Taylor, Paul (UKIP) Blackwood, Caerphilly
 Taylor, Rachel L. (Lab) Tai-Bach, Neath PT
 Taylor, Rhys (LD) Gabalfa, Cardiff
 Taylor, Rupert J. (Con) Newtown C., Powys
 Taylor, Taz (LD) Sandfields W., Neath PT
 Tcheko, Marguerite (Con) Townhill, Swansea
 Tegg, Margaret (Lab) Cymmer, Rhondda CT
 Tegwyn, Ceri A. (PC) Llanrumney, Cardiff
 Terry, Jen (Ind) Caerau, Bridgend
 Tew, Christopher D. (Ind) Abersychan, Torfaen
 Theakston, Clay J. (Con) Seiriol, Anglesey
 Theodoulou, Mike (Ind) Burry Port, Carmarthenshire
 Thickitt, James J. (Con) Fishguard N.W., Pembrokeshire
 Thomas Rhys (PC) Manordeilo, Carmarthenshire
 Thomas, Abi (PC) Laugharne, Carmarthenshire
 Thomas, Aled (PC) St Augustine, Vale of Glamorgan
 Thomas, Alex (Lab) Rhos, Neath PT
 Thomas, Alun L. (Con) Porthcawl W., Bridgend
 Thomas, Andrew (Con) St Asaph E., Denbighshire
 Thomas, Andrew (CVP) Aberdare W., Rhondda CT

Thomas, Angela (Lab) Plymouth, Vale of Glamorgan
 Thomas, Bethan L. (Lab) Llanbradach, Caerphilly
 Thomas, Bill (Lab) Felinfoel, Carmarthenshire
 Thomas, Brian (Ind) Sirhowy, Blaenau
 Thomas, Cain G. (Ind) Waunfawr, Gwynedd
 Thomas, Carl J. (Lab) Crumlin, Caerphilly
 Thomas, Carolyn A. (Lab) Treuddyn, Flintshire
 Thomas, Colette A. (Lab) Two Locks, Torfaen
 Thomas, Dafydd R. (Ind) Ynys Gybi, Anglesey
 Thomas, Dai (PC) Penygroes, Carmarthenshire
 Thomas, Daniel F. (PC) Rhondda, Rhondda CT
 Thomas, Daniel M. (PC) Aberdulais, Neath PT
 Thomas, Darren (PC) Gorseinon, Swansea
 Thomas, Dave (Lab) Llantarnam, Torfaen
 Thomas, David A. (Lab) Tawe Uchaf, Powys
 Thomas, David N. (Con) Llandore, Swansea
 Thomas, Des (Lab) West Cross, Swansea
 Thomas, Diane (PC) Aberavon, Neath PT
 Thomas, Dyfrig (PC) Lliedi, Carmarthenshire
 Thomas, Edward G. (Ind) Llandeilo, Carmarthenshire
 Thomas, Elizabeth G. (Con) St Thomas, Swansea
 Thomas, Elizabeth J. (Con) Landore, Swansea
 Thomas, Gareth (PC) Penrhyndeudraeth, Gwynedd
 Thomas, Gareth B. (PC) Hendy, Carmarthenshire
 Thomas, Gary (Lab) Bryncethin, Bridgend
 Thomas, George S. (Lab) Ewloe, Flintshire
 Thomas, Geraint V. (Ind) Cyfartha, Merthyr
 Thomas, Glyn (Lab) Cadnant, Gwynedd
 Thomas, Godfrey R. (Ind) Beaufort, Blaenau
 Thomas, Graham (Con) Creigiau, Cardiff
 Thomas, Graham (Lab) Rhigos, Rhondda CT
 Thomas, Graham (LD) Cwmbwrla, Swansea
 Thomas, Gwyneth (PC) Llangennech, Carmarthenshire
 Thomas, Hefin W. (Ind) Seiriol, Anglesey
 Thomas, Helen L. (LD) Llansamlet, Swansea
 Thomas, Helen O. (Lab) Bedlingon, Merthyr
 Thomas, Herbie (Lab) Shaftesbury, Newport
 Thomas, Huw (Lab) Splott, Cardiff
 Thomas, Hywel R.G. (PC) St Clears, Carmarthenshire
 Thomas, Hywel W. (Ind) Llansteffan, Carmarthenshire
 Thomas, Ian D. (Lab) Treharris, Merthyr
 Thomas, Ian R. (Ind) Neath E., Neath PT
 Thomas, Ioan C. (PC) Menai (Caernarfon), Gwynedd
 Thomas, James W.R. (PC) Llandyfriog, Ceredigion
 Thomas, Janet M. (LD) Uplands, Swansea
 Thomas, John (Ind) Town, Merthyr
 Thomas, John W. (Con) St Athan, Vale of Glamorgan
 Thomas, Kate (Lab) Stow Hill, Newport
 Thomas, Kay, (Con) Llantarnam, Torfaen
 Thomas, Keith (PC) Caergybi, Anglesey
 Thomas, Lu (Lab) Cyncoed, Cardiff
 Thomas, Margaret A. (Lab) Canolbarth Mon, Anglesey
 Thomas, Margaret C. (Lab) Pentwyn, Cardiff
 Thomas, Margaret K. (Lab) Llannon, Carmarthenshire
 Thomas, Mark (Lab) Penclawdd, Swansea
 Thomas, Mark (LG) Bowydd, Gwynedd
 Thomas, Marlene (Lab) Llangeinor, Bridgend
 Thomas, Mathew (PC) Bro Rhosyr, Anglesey
 Thomas, Matthew G. (Lab) Carmarthen Town W., Carmarthenshire
 Thomas, Neil C. (Lab) St Augustine, Vale of Glamorgan
 Thomas, Nick (PC) Brackla, Bridgend
 Thomas, Nicola C. (Ind) Cowbridge, Vale of Glamorgan
 Thomas, Nicola C. (PC) Sarn, Bridgend
 Thomas, Olga J. (Lab) Llanbedr, Gwynedd
 Thomas, Owain J. (Con) St Thomas, Swansea
 Thomas, Paul (Con) Talbot Green, Rhondda CT
 Thomas, Paula D. (PC) Maesteg W., Bridgend
 Thomas, Ralph (Lab) Gwynfi, Neath PT
 Thomas, Ray (Lab) Dowlais, Merthyr
 Thomas, Rhys (PC) Denbigh Lower, Denbighshire
 Thomas, Robert G. (Con) Llansantffraid, Powys
 Thomas, Robert P. (Con) Bigyn, Carmarthenshire
 Thomas, Rod (Con) Sully, Vale of Glamorgan
 Thomas, Ross (Ind) Maesteg W., Bridgend
 Thomas, Sara J. (PC) Bryncoch, Bridgend
 Thomas, Scott (Lab) Merthyr Vale, Merthyr
 Thomas, Sian (PC) Sketty, Swansea

Thomas, Stephen C. (LD) Dyserth, Denbighshire
 Thomas, Steve (Lab) Tredegar C., Blaenau
 Thomas, Terry (M Ind) Cyfarthfa, Merthyr
 Thomas, Tim (PC) Ynysawdre, Bridgend
 Thomas, Tony (Con) Rhyl E., Denbighshire
 Thomas, Tudor E. (Lab) Priory, Monmouthshire
 Thomas, William G. (Con) Newton, Swansea
 Thomas, William L. (PC) Llanfihangel Ystrad, Ceredigion
 Thomas, William O. (Con) Cilcain, Flintshire
 Thompson, Philip N. (Lab) Kidwelly, Carmarthenshire
 Thompson-Hill, Julian (Con) Prestatyn E., Denbighshire
 Thorne, Chris (Con) Sully, Vale of Glamorgan
 Thorne, Lynda D. (Lab) Grangeotown, Cardiff
 Thorp, Jeremy D. (Grn) Montgomery, Powys
 Thraves, Alec (TUSC) Castle, Swansea
 Thrower, Jon (Lab) Milford Hakin, Pembrokeshire
 Tickle, Roy (Ind) Denbigh Lower, Denbighshire
 Tidey, Christine A. (Lab) Cwmtilery, Blaenau
 Tildesley, Jeff (Ind) Cornelly, Bridgend
 Tiley, John (Lab) Six Bells, Blaenau
 Timms, Graham (Lab) Llangollen, Denbighshire
 Tizard-Lee, Nick (Con) Church Village, Rhondda CT
 Tomlinson, Wayne J. (Lab) Abersychan, Torfaen
 Tomos, Cris (PC) Crymych, Pembrokeshire
 Tomos, Glyn (PC) Seiont, Gwynedd
 Toomey, Brendan (Lab) Park, Merthyr
 Toomey, Wendy A. (Ind) Presteigne, Powys
 Tovey, Clive (Ind) Gurnos, Merthyr
 Townsend, Carmel (LD) St Julians, Newport
 Townsend, Hailey J. (Lab) Brackla, Bridgend
 Townsend, Holly R.C. (LD) St Julians, Newport
 Townsend, Oliver B. (LD) Fairwater, Cardiff
 Toy, Christine E. (Con) Penally, Pembrokeshire
 Trask, Sam (Con) Beddau, Rhondda CT
 Treeby, Wendy (Lab) Mountain Ash West, Rhondda CT
 Tregoning, Hugh N. (LD) Dunvant, Swansea
 Tregoning, Nicholas J. (LD) Dunvant, Swansea
 Treharne, Jamie (Con) Overmonnow, Monmouthshire
 Treharne, Paula (Lab) Ammanford, Carmarthenshire
 Treharne, Sioned E. (PC) Gabalfa, Cardiff
 Tremlett, Jane (Ind) Laugharne, Carmarthenshire
 Trollope, Haydn L. (Lab) Tredegar C., Blaenau
 Trotman, Elizabeth J.H. (Con) Penyrheol, Swansea
 Trotman, Peter F. (Con) Penderry, Swansea
 Trotman, Taryn L-A. (Con) Penderry, Swansea
 Truman, Ray (Lab) Alway, Newport
 Trythall, Jenifer M.E. (Grn) Llanfair Caereinion, Powys
 Tucker, Carl (Con) Liswerry, Newport
 Tucker, Gareth D. (Grn) Uplands, Swansea
 Tucker, Malcolm (PC) Nelson, Caerphilly
 Tucker, Marls (PC) Nelson, Caerphilly
 Tudor, Alison M. (Lab) Haverfordwest Prendergast, Pembrokeshire
 Tudor, Thomas B. (Lab) Haverfordwest Castle, Pembrokeshire
 Tugwell, Luke (Lab) Hirael, Gwynedd
 Turner, Dorothy M. (Con) Cornerswell, Vale of Glamorgan
 Turner, Geraint J. (No desc) Mawr, Swansea
 Turner, Lynne E. (Ind) Milford C., Pembrokeshire
 Turner, Martin J. (Con) St Augustine, Vale of Glamorgan
 Turner, Noel G. (PC) Pengam, Caerphilly
 Turner, Roger K. (Lab) Brynna, Rhondda CT
 Turner, Tom (Con) Llandrindod S., Powys
 Turner-Wright, Phil (Ind) Borth, Ceredigion
 Tutton, Andrew J. (Ind) Tai-Bach, Neath PT
 Twigg, Jonathan D. (Con) Camrose, Pembrokeshire
 Tyler-Lloyd, Linda J. (Con) Mayals, Swansea
 Tyrrell, Sophie (Con) Penylan, Cardiff
 Tysoe, Russell A. (LD) Trowbridge, Cardiff

U

Underwood, Hefin (Ind) Pwllheli South, Gwynedd
 Unwin, David A. (Ind) Newcastle, Bridgend

V

Vale, Steven P. (Ind) Offa, Wrexham
 Van Den Brom, Wendy E. (Con) St Augustine, Vale of Glamorgan
 Van Praet, Roger E. (Ind) Llansteffan, Carmarthenshire
 Van-Rees, Tim (Ind) Llanwrtyd, Powys
 Varley, Peter A.C. (Grn) Bettws, Newport
 Vaughan, Caroline E. (Con) Rest Bay, Bridgend
 Vaughan, Elwyn G. (PC) Glantwymyn, Powys
 Vaughan, Joan M. (Ind) Conwy, Conwy
 Vaughan, Richard (PC) Grangetown, Cardiff
 Vaughan, Thomas G. (Ind) Cyfarftha, Merthyr
 Veenstra, Folkert F. (LD) Welshpool Llanerchydol, Powys
 Venables, Elaine (Ind) Coychurch Lower, Bridgend
 Ventre, Joseph L. (Con) Cathays, Cardiff
 Vidal, Sadie (Con) Litchard, Bridgend
 Viegas, Iolanda B. (PC) Whitegate, Wrexham
 Vincent, Robert (Ind) Maesteg W., Bridgend
 Viney, Kevin P. (PC) Bargoed, Caerphilly
 Virtanen, Mirka J. (Grn) Victoria, Newport
 Voisey, Matthew C. (Con) Oldcastle, Bridgend
 Von Ruhland, Christopher J. (Grn) Heath, Cardiff

W

Wager, Catrin E. (PC) Menai (Bangor), Gwynedd
 Wainwright, William D. (Lab) Bryn Cefn, Wrexham
 Waite, Neil C. (Lab) Cwmymyscoy, Torfaen
 Wakeling, Ashley J. (PC) Rhigos, Rhondda CT
 Waldron, Shannon N. (Con) Croesyceiliog S., Torfaen
 Waldron, Suzanne (PC) Crynant, Neath PT
 Walker Jones, Elin M. (PC) Glyder, Gwynedd
 Walker, David R. (Con) Lisvane, Cardiff
 Walker, Dominic (Ind) Crumlin, Caerphilly
 Walker, Gordon D. (No desc) Clydach, Swansea
 Walker, Gordon P. (LD) Melindwr, Ceredigion
 Walker, Lyndon G. (Ind) Ton-Teg, Rhondda CT
 Walker, Pennie (Ind) Raglan, Monmouthshire
 Walker, Philip (Con) Dyserth, Denbighshire
 Wallace, Debbie (Con) Borrass Park, Wrexham
 Wallis, Christian (Con) Bettws, Bridgend
 Wallis, Jamie (Con) Hendre, Bridgend
 Wallis, Ray (Lab) Alway, Newport
 Walpole, Bob (Lab) Pembrey, Carmarthenshire
 Walsh, Andy (Lab) Uwch Conwy, Conwy
 Walsh, Janet (Ind) Bedwas, Caerphilly
 Walsh, Lloyd T. (Con) Gaer, Newport
 Walsh, Rob (LD) Llay, Wrexham
 Walsh, Tyler (Con) Brackla, Bridgend
 Walter, Graham D. (Ind) Newton, Bridgend
 Walters, Claire L. (Ind) Pontycymer, Bridgend
 Walters, David A. (PC) Aberdare E., Rhondda CT
 Walters, Liz (PC) Aberdare W., Rhondda CT
 Walters, Lyn (Con) Oldcastle, Bridgend
 Walters, Rebecca J. (Con) Gorseinon, Swansea
 Walton, Lesley V. (Lab) Townhill, Swansea
 Warburton, Barrie (Ind) Gwersyllt N., Wrexham
 Ward, Dan (Grn) Plasnewydd, Cardiff
 Ward, Heather R. (Con) Butetown, Cardiff
 Ward, Jane (Lab) Penrhawceiber, Rhondda CT
 Ward, Vivienne (Con) Splott, Cardiff
 Ward-Jones, Mark R. (Lab) Greenmeadow, Torfaen
 Warlow, Wayne B. (Con) Bryntirion, Bridgend
 Warman, John (Lab) Cimla, Neath PT
 Warner, Beryl (Lab) Caergybi, Anglesey
 Warrell, David H. (Ind) Milford Hakin, Pembrokeshire
 Warren, Gordon M. (Lab) Twrcelyn, Anglesey
 Warren, Paul (Ind) Cefn Glas, Bridgend
 Wasley, Paul (Ind) Tonyrefail E., Rhondda CT
 Waters, Aimi (LD) Maesydre, Wrexham
 Wathan, Alan (Ind) Litchard, Bridgend
 Watkins, Cris (LD) Green Lane, Monmouthshire
 Watkins, Jo (LD) Caldicott Castle, Monmouthshire
 Watkins, Joan M. (Con) Caerleon, Newport
 Watkins, Paul (Con) West End, Monmouthshire
 Watkins, Rhys D. (PC) Pyle, Bridgend
 Watkins, Thomas J. (Lab) Blaina, Blaenau
 Watkins, Trevor A. (Lab) Tredegar Park, Newport

Watson, Alan C. (Ind) Beguildy, Powys
 Watson, David J. (Ind) Llangunor, Carmarthenshire
 Watson, Nathan A.I. (Con) Pentwyn, Cardiff
 Watts, Armand C. (Lab) Thornwell, Monmouthshire
 Watts, Kenneth J. (Con) Newton, Bridgend
 Watts, Malcolm J. (Lab) Ystrad, Rhondda CT
 Watts, Nicky (Ind) Camrose, Pembrokeshire
 Watts, Sean (Ind) Beaufort, Blaenau
 Weale, Martin (Ind) St David Within, Powys
 Weale, Martin J. (Ind) Llanbadarn, Powys
 Weaver, Christopher S. (Lab) Cathays, Cardiff
 Weaver, Maureen O. (PC) Pentre, Rhondda CT
 Webb, Ann E. (Con) St Arvans, Monmouthshire
 Webb, Benjamin F. (Grn) Llanbadarn, Powys
 Webb, David H. (Con) Llandeilo, Carmarthenshire
 Webb, Georgina M. (Con) Beechwood, Newport
 Webb, Karen (Ind) Tonyrefail W., Rhondda CT
 Webb, Nicolas D. (Con) Stow Hill, Newport
 Webb, Steffan P. (PC) Llandaff N., Cardiff
 Webb, Susan F. (Con) St Ishmael, Carmarthenshire
 Webber, Maureen (Lab) Rhydfelen C., Rhondda CT
 Webster, Carolyn A. (Con) Newcastle, Bridgend
 Webster, Emyr J. (PC) Treorchy, Rhondda CT
 Wedlock, Phil (UKIP) Pontnewydd, Torfaen
 Wee, Cheow-Lay (PC) Llanrhaeadr-Yng-Nghinmeirch, Denbighshire
 Weekes, Michael G. (Con) Beechwood, Newport
 Welch, Joseph S. (Ind) Llanrhaeadr-Yng-Nghinmeirch, Denbighshire
 West, Tracey M. (Con) Badminton, Blaenau
 Westall, Peter J. (Ind) Neath E., Neath PT
 Westhead, Helen R. (Grn) Cathays, Cardiff
 Westlake, Louise (Lab) Penylan, Cardiff
 Westwood, Cleone (Ind) Cefn Glas, Bridgend
 Whitcombe, Andrew (Lab) Abercarn, Caerphilly
 Whitcutt, Mark J.D. (Lab) Gaer, Newport
 White, Andy (LD) Caerleon, Newport
 White, Bob (Con) Fairwater, Torfaen
 White, Danny (PC) Treforest, Rhondda CT
 White, David B.F. (Lab) Newcastle, Bridgend
 White, David W. (Lab) Beaufort, Blaenau
 White, Jamie (Lab) Uplands, Swansea
 White, Martin G. (Lab) Connah's Quay Wepre, Flintshire
 White, Mike (Lab) Landore, Swansea
 White, Phil (Lab) Caerau, Bridgend
 White, Richard C. (Con) Marshfield, Newport
 White, Richard J. (Ind) Newtown Llanllwchaiarn West, Powys
 Whitehead, Kevin G. (N Ind) Bettws, Newport
 Whitehead, Stephanie (Con) Llansamlet, Swansea
 Whitehouse, Ben (Lab) Gwersyllt N., Wrexham
 Whiteley, Alan S. (Con) Green Lane, Monmouthshire
 Whitelock, Dave (Lab) Bryn, Neath PT
 Whiting, Ross A. (Lab) Risca W., Caerphilly
 Whittaker, Paul (Ind) Oystermouth, Swansea
 Whitter, Heidi (PC) Cwm Clydach, Rhondda CT
 Whittle, Lindsay G. (PC) Penyrheol, Caerphilly
 Wigley Bee Keeper, John-Y-Gof (Ind) Llanelgar, Carmarthenshire
 Wigley, Hywel A. (PC) Pentyrch, Cardiff
 Wignall, Jonathan (Con) Court, Vale of Glamorgan
 Wigzell, Violet M.O. (Ind) Penrhyn, Conwy
 Wilcox, Dawn (Lab) Ebbw Vale N., Blaenau
 Wilcox, Debbie (Lab) Gaer, Newport
 Wilcox, Tony (Lab) Pembroke Dock Pennar, Pembrokeshire
 Wild, Caro W. (Lab) Riverside, Cardiff
 Wildgust, Fred (Ind) Pontypool, Torfaen
 William, Steffan (PC) Baruc, Vale of Glamorgan
 Wilkie, Gordon (Con) Llantwit Major, Vale of Glamorgan
 Wilkins, Irene L. (Con) Pontardulais, Swansea
 Wilkins, Joanna (Ind) Cwmtillery, Blaenau
 Wilkins, Meryl C. (Ind) Pen-y-Fai, Bridgend
 Wilkinson, Emyr (Con) Gilfach Goch, Rhondda CT
 Wilkinson, Jonathan (Con) Meifod, Powys
 Wilkinson, Margaret (Lab) Gibbonsdown, Vale of Glamorgan
 Wilkshire, David H. (Lab) Rassau, Blaenau
 Willcock, Margaret E. (Lab) Llanover, Monmouthshire
 Willcock, Stuart A. (Lab) Raglan, Monmouthshire
 Williams, Adrian C. (Lab) New Inn, Torfaen

Williams, Adrian E. (Lab) Coedporth, Wrexham
 Williams, Alan (Lab) Caergybi, Anglesey
 Williams, Alex (Con) Penprysg, Bridgend
 Williams, Alun E. (LD) Riverside, Cardiff
 Williams, Alun J. (PC) Aberystwyth Bronglais, Ceredigion
 Williams, Amanda J. (Ind) Coity, Bridgend
 Williams, Andy (Ind) Garden Village, Wrexham
 Williams, Andy (Lab) Buckley Bistre W., Flintshire
 Williams, Ange (Ind) Beguildy, Powys
 Williams, Barry (Ind) Carmarthen Town S., Carmarthenshire
 Williams, Benjamin J. (LD) Castle, Swansea
 Williams, Buffy (Lab) Pentre, Rhondda CT
 Williams, Cemlyn R. (PC) Cadnant, Gwynedd
 Williams, Cheryl L. (Lab) Rhyll S.E., Denbighshire
 Williams, Chris (PC) Bryncoch S., Neath PT
 Williams, Christopher J. (Ind) Dinas Powys, Vale of Glamorgan
 Williams, Clive (Con) Fairwater, Cardiff
 Williams, Clive (Ind) Plymouth, Vale of Glamorgan
 Williams, Dafydd H. (LG) Aberdaron, Gwynedd
 Williams, Dave (Ind) Penyffordd, Flintshire
 Williams, David (Ind) Dyserth, Denbighshire
 Williams, David C. (Grn) Llandinam, Powys
 Williams, David H. (Lab) Ystradgynlais, Powys
 Williams, David T. (Con) Graig, Newport
 Williams, Dennis D. (Ind) Trefnant, Denbighshire
 Williams, Dewi E. (PC) Llangunor, Carmarthenshire
 Williams, Doran (LG) Llanaelhaearn, Gwynedd
 Williams, Dorian T. (PC) Abergwili, Carmarthenshire
 Williams, Doug (Lab) Glyncoch, Rhondda CT
 Williams, Eddie (LF) Llantwit Major, Vale of Glamorgan
 Williams, Einioin P. (Lab) Bro Rhosyr, Anglesey
 Williams, Eirwyn (Ind) Criccieth, Gwynedd
 Williams, Elfed W. (PC) Deiniolen, Gwynedd
 Williams, Eryl W. (PC) Efenectyd, Denbighshire
 Williams, Gareth (LG) Botwnnog, Gwynedd
 Williams, Gareth D. (Lab) Mold Broncoed, Flintshire
 Williams, Gavin D.G. (CVP) Penrhawceiber, Rhondda CT
 Williams, Gemma L. (LD) Acton, Wrexham
 Williams, Gethin G. (PC) Abermaw, Gwynedd
 Williams, Gruffydd (PC) Nefyn, Gwynedd
 Williams, Gwilym I.S. (Con) Disserth, Powys
 Williams, Gwyn (LD) Llandyrnog, Denbighshire
 Williams, Huw O. (Con) Llanbedr Dyffryn Clwyd Llangynhafal, Denbighshire
 Williams, Hywel M. (Lab) Blackmill, Bridgend
 Williams, Ian M. (PC) Llangennech, Carmarthenshire
 Williams, Ian M. (UKIP) Abersychan, Torfaen
 Williams, Ieuan (Ind) Lligwy, Anglesey
 Williams, Ieuan (Lab) St Mary, Powys
 Williams, Jacob J. (Ind) E.Williamston, Pembrokeshire
 Williams, James E. (PC) Cynwyl Gaeo, Carmarthenshire
 Williams, Jeff (Lab) Caldicott Castle, Monmouthshire
 Williams, Joel (Con) Pontprennau, Cardiff
 Williams, John (PC) Glyn, Carmarthenshire
 Williams, John A. (TUSC) Caerau, Cardiff
 Williams, John I. (Ind) Lampeter, Ceredigion
 Williams, Jon (Ind) Llandrindod E., Powys
 Williams, Julia (Con) Hendre, Bridgend
 Williams, Julie (PC) Aberaman S., Rhondda CT
 Williams, Julie (PC) Porth, Rhondda CT
 Williams, Katrine (TUSC) Splott, Cardiff
 Williams, Ken (Con) Porth, Rhondda CT
 Williams, Kevin G. (Lab) Llanwenarth Ultra, Monmouthshire
 Williams, Lewis C. (Con) Bettws, Newport
 Williams, Lewis N. (Con) Two Locks, Torfaen
 Williams, Lisa T. (Lab) Trimsaran, Carmarthenshire
 Williams, Marian (Lab) New Inn, Torfaen
 Williams, Martin J. (Ind) Morfa, Bridgend
 Williams, Meurig (Lab) Rhiwbina, Cardiff
 Williams, Michael (Con) Mostyn, Conwy
 Williams, Michael (PC) Tenby N., Pembrokeshire
 Williams, Mike (Ind) Machynlleth, Powys
 Williams, Natalie (Con) Stanwell, Vale of Glamorgan
 Williams, Nick (Ind) Tonna, Neath PT

Williams, Nigel (Ind) Gwenfro, Wrexham
 Williams, Owain (LG) Clynnog, Gwynedd
 Williams, Owain L. (PC) Letterston,
 Pembrokeshire
 Williams, Pam (Grn) Blaen Hafren, Powys
 Williams, Paul (PC) Smithfield, Wrexham
 Williams, Paula E. (Ind) Pant, Wrexham
 Williams, Phil (Lab) Dowlais, Merthyr
 Williams, Philip (Ind) Gwenfro, Wrexham
 Williams, Philip M. (PC) Llannon,
 Carmarthenshire
 Williams, Phill (CVP) Abercynon, Rhondda CT
 Williams, Raymond P. (Ind) Abersychan, Torfaen
 Williams, Rhys (Ind) Milford Hakin,
 Pembrokeshire
 Williams, Richard (Lab) Hendre, Bridgend
 Williams, Richard (UKIP) St Martins, Caerphilly
 Williams, Richard G. (PC) Riverside, Cardiff
 Williams, Robert H. (PC) Penisarwaun, Gwynedd
 Williams, Robin W. (PC) Aethwy, Anglesey
 Williams, Roger H. (LD) Felinfach, Powys
 Williams, Sally (No desc) Haverfordwest Castle,
 Pembrokeshire
 Williams, Sarah L. (Lab) Aber-Craf, Powys
 Williams, Selwyn T. (Ind) Aethwy, Anglesey
 Williams, Shan E. (PC) Aberteifi Rhydfuwch,
 Ceredigion
 Williams, Sharon P. (Lab) Gronant, Flintshire
 Williams, Simon M. (Lab) Dowlais, Merthyr
 Williams, Sioned A. (PC) Allt-Wen, Neath PT
 Williams, Sonia R. (Ind) Ciliau Aeron, Ceredigion
 Williams, Stephen (Lab) Oystermouth, Swansea
 Williams, Stephen D. (Con) Rhiw, Conwy
 Williams, Steve (Con) Aberdare W., Rhondda CT
 Williams, Steve (TUSC) Pentwyn, Cardiff
 Williams, Tim (LD) Rhiw, Conwy
 Williams, Tina (Lab) Aberaman S., Rhondda CT
 Williams, Tom (Lab) Cefn Forest, Caerphilly
 Williams, Vanda (Con) Hendy, Carmarthenshire
 Williams, Walter H.E. (Lab) Argoed, Caerphilly
 Williams-Davies, Mandy (PC) Diffwys, Gwynedd
 Williams-Jones, Andrew (Con) Tonyrefail W.,
 Rhondda CT
 Williamson, Andrew (Con) Pontllanfraith,
 Caerphilly
 Willis, Bernard G. (Lab) Tredegar C., Blaenau
 Willis, Carole A. (PC) Pont-y-Clun, Rhondda CT
 Willis, Clayton J. (Lab) Tyn-y-Nant, Rhondda CT
 Willott, Alison L. (LD) Raglan, Monmouthshire
 Willott, Brian (LD) Mitchel Troy, Monmouthshire
 Willott, Philippa W. (LD) Rhiwbina, Cardiff
 Wills, Graham G. (UKIP) Hengoed, Caerphilly
 Willmot, Naomi J. (Ind) Trimsaran,
 Carmarthenshire

Wilshire, Stephen (Ind) Tylorstown, Rhondda CT
 Wilson, Chris The Bus (Ind) Glanymor,
 Carmarthenshire
 Wilson, Lopper (Ind) Cornelly, Bridgend
 Wilson, Mark R. (Lab) Stanwell, Vale of
 Glamorgan
 Wilson, Sarah L. (Ind) Sealand, Flintshire
 Wilson, Stephen (Ind) Grosvenor, Wrexham
 Wilson, Stuart J. (Ind) Wyesham, Monmouthshire
 Wilton, David R. (PC) Cornerswell, Vale of
 Glamorgan
 Wiltshire, Barrie (UKIP) Pontamman,
 Carmarthenshire
 Windall, Karen M. (Lab) Llanybi Fawr,
 Monmouthshire
 Wingrave, Annette (Lab) Cadoxton, Neath PT
 Wingrave, Chris (Lab) Coedffranc W., Neath PT
 Winiarski, Teresa (PC) Bedwas, Caerphilly
 Winnett, Lisa C. (Lab) Blaina, Blaenau
 Winstanley, Paul (Lab) Nottage, Bridgend
 Wintle, Alan M. (Ind) Drybridge, Monmouthshire
 Wisinger, David E. (Lab) Queensferry, Flintshire
 Witcombe, Gary (Ind) Overmonnow,
 Monmouthshire
 Wixcey, Cam (PC) Liswerry, Newport
 Wixcey, Cath (PC) Alway, Newport
 Wolfson, Merril (Con) Offa, Wrexham
 Wong, Pete (Lab) Plasnewydd, Cardiff
 Wong, Pol (PC) Ruabon, Wrexham
 Wood, Andrew D. (Ind) Gele, Conwy
 Wood, Ashley K. (LD) Gabalfa, Cardiff
 Wood, Hayley S. (No desc) Pembroke Dock
 Market, Pembrokeshire
 Wood, Robert W. (Lab) Sandfields W., Neath PT
 Wood, Tim (Ind) Newcastle, Bridgend
 Woodcock-Jones, Paul J. (LD) Gaer, Newport
 Woodford, Peter (Con) Castleland, Vale of
 Glamorgan
 Woodham, Guy (Lab) Milford E., Pembrokeshire
 Woodhouse, Sheila (Con) Grofield,
 Monmouthshire
 Woodman, Jayne (LD) Uplands, Swansea
 Woolcock, Arwyn N. (Lab) Lwr Brynamman,
 Neath PT
 Wooldridge, Ian G. (PC) Bynea, Carmarthenshire
 Woolford, Geraint H. (Ind) Ruthin, Denbighshire
 Woolley, Arnold (Ind) Buckley Bistre E., Flintshire
 Woolley, John J.M. (Ind) Buckley Bistre W.,
 Flintshire
 Worrall, Leigh K. (Ind) Penylan, Cardiff
 Wreford-Bush, Kerry J. (LD) Llanfoist Fawr,
 Monmouthshire
 Wren, Antony S. (Ind) Connah's Quay C.,
 Flintshire

Wright, Ceri M. (Lab) Risca W., Caerphilly
 Wright, Derek (Lab) Cefn, Wrexham
 Wright, Howard (Con) Cadoc, Vale of Glamorgan
 Wright, Julian (Con) Gwersyllt N., Wrexham
 Wright, Marguerita (Con) Illtyd, Vale of
 Glamorgan
 Wright, Sam (PC) Sandfields W., Neath PT
 Wrightson, Jake (Con) Llsamlet, Swansea
 Wyatt, David L. (PC) Bodelwyddan, Denbighshire
 Wycherley, Amanda (Con) Rhos, Neath PT
 Wycherley, Gavin (Con) Bryncoch N., Neath PT
 Wycherley, Shadanna C.L. (Con) Bryncoch S.,
 Neath PT
 Wyn Jones, Huw G. (PC) Garth, Gwynedd
 Wyn, Hefin (PC) Maenclochog, Pembrokeshire
 Wynn, Beryl (Con) Ruthin, Denbighshire
 Wynn, Phil (Ind) Brynyffynnon, Wrexham
 Wynne, Aaron (PC) Crwst, Conwy
 Wynne, Emrys (PC) Ruthin, Denbighshire
 Wynne-Jones, John (Ind) St Asaph W.,
 Denbighshire

Y

Yarrow, John (Lab) Creigiau, Cardiff
 Yelland, Steve (Con) Rudbaxton, Pembrokeshire
 Yeo, Ricky (Lab) Beddau, Rhondda CT
 Yeowell, David A. (Lab) Panteg, Torfaen
 York, Alan C. (Lab) St Davids, Pembrokeshire
 Yorke, Jacqueline (Ind) Flint Trelawny, Flintshire
 Yorke, John E. (Ind) Flint Trelawny, Flintshire
 Young, Claudine A. (Lab) Aberystwyth Rheidol,
 Ceredigion
 Young, Jeremy M. (Ind) Brackla, Bridgend
 Young, Mark J. (Ind) Denbigh Lower,
 Denbighshire
 Young, Richard (Lab) Pendre, Bridgend
 Young, Tony (Grn) Penderry, Swansea

Z

Zafar, Saeed A. (Con) Ringland, Newport
 Zaplatynski, Ben (Lab) Penmaen, Caerphilly
 Zenati-Parsons, David (Lab) Aber Valley,
 Caerphilly
 Zenati-Parsons, Milena (Lab) Penyrheol,
 Caerphilly