

THE 2014 COUNCIL ELECTIONS

volume 5

NORTHERN IRELAND

Adam Gray



The 2014 council election results
Thursday 22 May
Volume 5: Northern Ireland

Adam Gray

© Copyright Adam Gray 2014

Cover photo of Belfast City Hall, used with permission under a creative commons license, photo by "Northern Counties"

Contents

Introduction	4
Northern Ireland statistical summary	8
District by district summary	9
Key to party descriptions	11
Borough results and analysis:	
Antrim & Newtownabbey	12
Armagh, Banbridge & Craigavon	15
Belfast	18
Causeway Coast & Glens	23
Derry & Strabane	27
Fermanagh & Omagh	30
Lisburn & Castlereagh	33
Mid & East Antrim	37
Mid Ulster	41
Newry, Mourne & Down	44
North Down & Ards	47
How Northern Ireland's wards voted	51
Northern Ireland's constituencies	54
Index of candidates	55

The 2014 Council Elections in Northern Ireland: introduction

Through Northern Ireland's elections since 1973 can be seen the history of the province over forty years. On one side of this divided territory can be seen the incapacity of Unionists to, of all things, unite behind one party; the eclipse of the Ulster (or Official) Unionists by Ian Paisley's more aggressive Democratic Unionists shortly after David Trimble led the party into the Good Friday Agreement and, in recent times, as the DUP has become the establishment the emergence of Traditional Unionist Voice for those not reconciled to peace with the Republicans.

On the other, the path of Sinn Fein from solely a political mouthpiece for the Provisional IRA, refusing even to contest council elections here until 1981, to its emergence as a political player in the most heavily Catholic wards during the 1980s when it was pursuing both paramilitary and political aims; to today where the party has left its more moderate nationalist rival, the SDLP, in the dust and now vies as the largest party in Northern Ireland.

We see how particular areas have changed over those forty years; most spectacularly Belfast where Unionists have gone from controlling nearly two thirds of the city's council seats in 1973 to one where two Nationalist/Republican parties now outnumber four Unionist parties in the council chamber.

Northern Irish politics eschews the typical pattern of parties organised along class and economic lines for one driven by religion, principally, but publicly between those wanting to sustain the union of Great Britain and Northern Ireland, and those who seek a united Ireland. It is hard to identify another democratic nation where politics remains so dominated by this religious divide: the Bloc Quebecois in Canada representing the separatist cause of that province; and perhaps some African states where tribal loyalties are the principal drivers of the political parties, but nothing as visceral and unchanging as the politics of Ulster. It's also somewhat unusual that class-based politics has not forced its way to the surface given that many parts of the province are among the least affluent in the United Kingdom.

DUP	UUP	TUV	PUP
130 seats	86	13	4
23.1%	16.1%	4.5%	2.0%

SF	SDLP	All	Others
105 seats	66	32	24
23.9	13.6	6.3	10.8

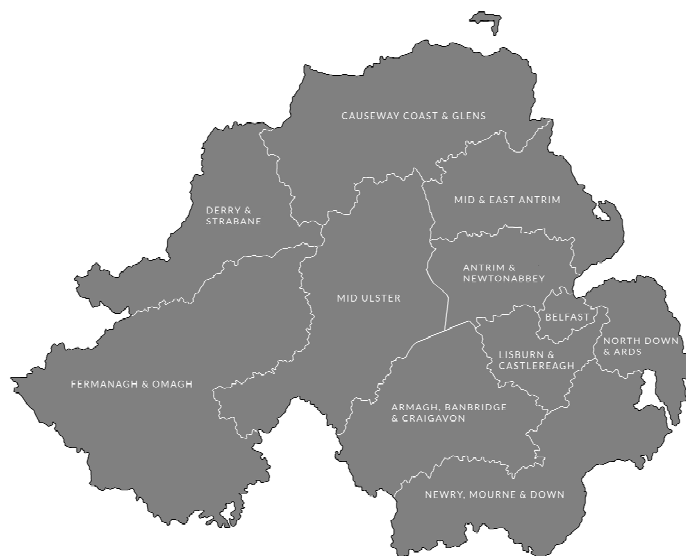
Summary of how Northern Ireland voted in 2014

In 2014 eleven brand new district councils came into existence in the province, sweeping away 26 old districts which were, broadly, far more homogenous, though the councils themselves do not come into being formally until next year - for now they are so-called shadow councils overseeing the transition.

The new councils, with only a few small exceptions, were entire amalgamations of two, sometimes three and in one case four of the old districts. Along with the reduction in the number of councils came a

reduction, by nearly one hundred seats, of the number of councillors, though the City of Belfast saw its council increase to 60 members. But even with this reduction in representation, Ulster has some of the lowest councillor to elector ratios in the United Kingdom: the average district electoral area (not wards) here is now about 15,000 - comparable to some of the larger Metropolitan districts in England - but the difference is that English wards have no more than three councillors whereas here they can have twice as many representatives or more.

Some of these councils were almost designed to force divided communities together: Armagh, Banbridge and Craigavon being the most obvious of these, with Causeway Coast & Glens and Derry & Strabane to a lesser extent.



The eleven new districts



...replacing the twenty six former districts

Northern Ireland operates the Single Transferable vote system of proportional representation in multi-member wards electing between five and seven councillors.

The outcomes of elections under STV are not all that different to the outcomes under first past the post if - that is - one assumes that the first preference vote is equivalent to the FPTP outcome. There are still differences between FPTP, where each voter gets as many votes as there are vacancies; and STV, where they are just given one vote that can be redistributed via ranking candidates in order of preference. That difference would still produce some difference in how votes would be spread (for example, given six first past the post votes, a Unionist voter would be a lot more likely to cast all six for their first preference party - and that party would be much more likely to field a full slate of candidates everywhere). Nonetheless, in these elections, over 90% of those who occupied the "winning" places after the first round of elections ended up as winners by the end of preference redistributions.

STV is more proportional in its outcomes than first past the post but overall and exact proportionality is not the principal purpose of this system: the creation of wards ensures some distortion - a list system without wards is the only way to guarantee exact proportionality. But as with any electoral system, STV is also gamed by the political parties.

The principal stated virtue of this system is that it should enable voters to not just choose between parties but also between candidates within those parties. Voters can still do this, but only within the choice the parties give them. For STV to fulfil its potential a party would need to field a full slate of candidates.

But that isn't what happens: the parties have a clear idea of the number of candidates their vote can get elected and they tend to nominate that number plus perhaps one or two to allow for any swings in popularity. In the strongest Unionist and Nationalist wards, the opposing side sometimes field no candidates, leaving opposition to whichever non-sectarian parties choose to stand. This can result in barely more candidates than there are seats up for election, hardly offering the wide choice that is the raison d'etre of the system. In Clogher Valley DEA, for example, for six seats there were just seven candidates; and, while exceptional, low candidate to seat ratios were commonplace. As for the smaller parties, the only choice voters get is to plump for the single candidate they field or not.

	Gained	Lost	Net
SDLP	14	5	+9
All	11	2	+9
UUP	9	5	+4
DUP	14	13	+1
PUP	1	0	+1
UKIP	1	0	+1
NI21	1	1	0
Green	0	2	-2
Ind	1	4	-3
TUV	2	6	-4
SF	2	18	-16

Table showing the numbers of seats that changed hands during the redistribution of preferences

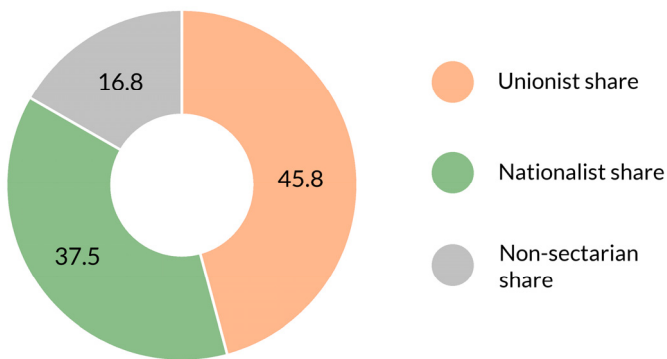
District	Electoral Area	Gain	Loss
Antrim & Newtownabbey	Antrim	UUP	SF
	Dunsilly	SDLP	SF
	Glengormly Urban	UUP	SF
	Macedon	DUP	SF
Armagh, Bann, Craigavon	Portadown	UKIP	SDLP
Belfast	Black Mountain	SDLP	SF
	Botanic	UUP	Grn
	Castle	All	SF
	Lisnasharragh	All	DUP
	Old Park	PUP	Ind
	Ormiston 1	All	All
	Ormiston 2	UUP	DUP
Causeway Coast & Glens	Ballymoney 1	UUP	TUV
	Ballymoney 2	DUP	SF
	Ballymoney 3	DUP	DUP
	Bann	UUP	SF
	Benbradagh 1	SDLP	DUP
	Benbradagh 2	SF	SDLP
	The Glens 1	UUP	SF
	The Glens 2	SDLP	Ind
Derry & Strabane	Faughan 1	SDLP	UUP
	Faughan 2	SDLP	Ind
	Foyleside	SDLP	SDLP
	Sperrin	SDLP	SF
	Waterside	DUP	SF
Fermanagh & Omagh	Enniskillen	UUP	TUV
	Erne North	DUP	SF
	Mid Tyrone	SDLP	DUP
	Omagh	SDLP	SF
Lisburn & Castlereagh	Castlereagh East	All	DUP
	Castlereagh South 1	All	SF
	Castlereagh South 2	DUP	TUV
	Killultagh	SDLP	SF
	Lisburn North	NI21	DUP
	Lisburn South	All	DUP
Mid & East Antrim	Ballymena	UUP	SF
	Bannside	DUP	DUP
	Carrick Castle	DUP	All
	Knockagh 1	All	TUV
	Knockagh 2	DUP	DUP
	Larne Lough 1	All	TUV
	Larne Lough 2	DUP	NI21
Mid Ulster	Carntogher	DUP	SF
	Clogher Valley	DUP	UUP
	Magherafelt	SDLP	TUV
	Torrent 1	SF	DUP
	Torrent 2	SDLP	SDLP
Newry, Mourne & Down	Crotlieve	Ind	UUP
	Newry	SDLP	SDLP
	Rowallane	All	UUP
	Slieve Croob	All	UUP
North Down & Ards	Ards Peninsula	DUP	DUP
	Bangor Central	All	Ind
	Bangor West	TUV	Green
	Comber	TUV	DUP

And this is where those who believe electoral systems exist to reflect the will of the voters run up against reality, because for the parties the goal under whatever system they are presented with is straightforward, unsentimental, not in the least romantic: it is simply to get their candidates elected in the greatest numbers possible.

An inevitable consequence of proportional representation systems like STV is that they usually tilt elections towards the centre and away from the extremes. The reason for this is obvious: a died in the wool Traditional Unionist Voice voter is hardly likely to give a subsequent preference to Sinn Fein and vice versa, but they are far more likely to support more moderate unionist, nationalist or non-sectarian candidates.

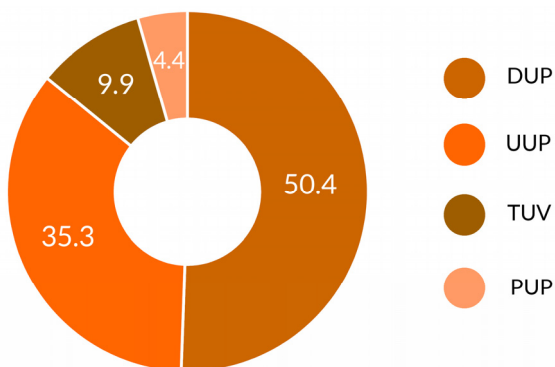
The consequence is that centrist candidates overtake "divisive" candidates as redistributions proceed. This round of elections was no different: the SDLP and Alliance parties both gaining nine seats and the Ulster Unionists four, with Sinn Fein the biggest loser, seeing its leading candidates after first preferences overtaken by insurgents for no fewer than sixteen seats net. In six seats different candidates from the same party switched places.

Overall, the 2014 elections produced a first preference split of 46% to 38% between the Unionist and Nationalist parties with 17% choosing non-sectarian parties, principally the Alliance Party.



How voters divided between Unionist (orange), Nationalist (green) and non-sectarian parties in 2014

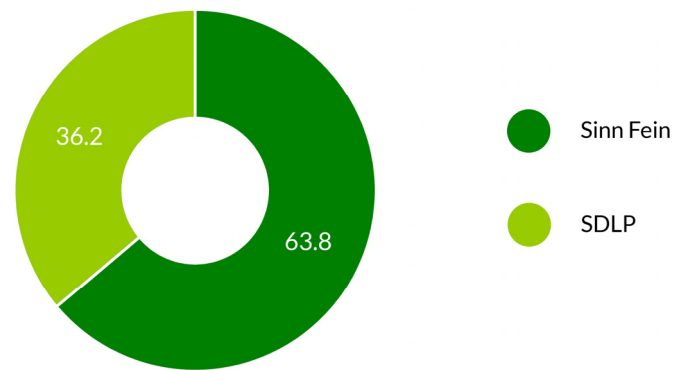
This matters, because although Sinn Fein can now poll most votes in repeated elections that is not because there is now a nationalist majority in Northern Ireland: it is because the Unionist vote is far more divided than the nationalist/republican vote is. The approximately 8% gap between unionist voters and nationalists is essentially the gap there has been in elections since 2000.



How the Unionist vote divided

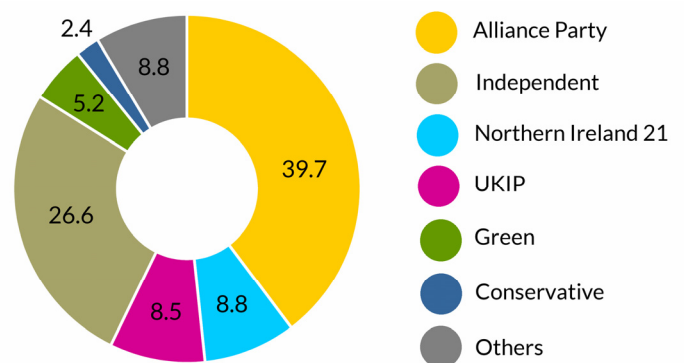
Within the Unionist vote, 50% gave their first preference to Democratic Unionist Party candidates and 45% to Ulster Unionists. This was a continuation of the gradual decline of the Democratic Unionists from their apex election of 2005 and in large part it was due to the growth in support of Traditional Unionist Voice, which took one in ten votes cast for Unionists. The small Popular Unionist Party led by Billy Hutchinson won 4% of Unionist support.

As for the nationalist vote, Sinn Fein continued to dominate, winning almost two thirds to one third for the SDLP. Both Sinn Fein and the SDLP lost vote share this election, presumably leaking votes to centrist parties and independents. But for the first time ever in Northern Ireland council elections, the principal Nationalist party, Sinn Fein, polled higher than the principal Unionist party, the DUP: 23.9% to 23.1%, though largely because of the problems Sinn Fein has winning redistributed votes, as discussed earlier, it ended up with 25 fewer councillors.



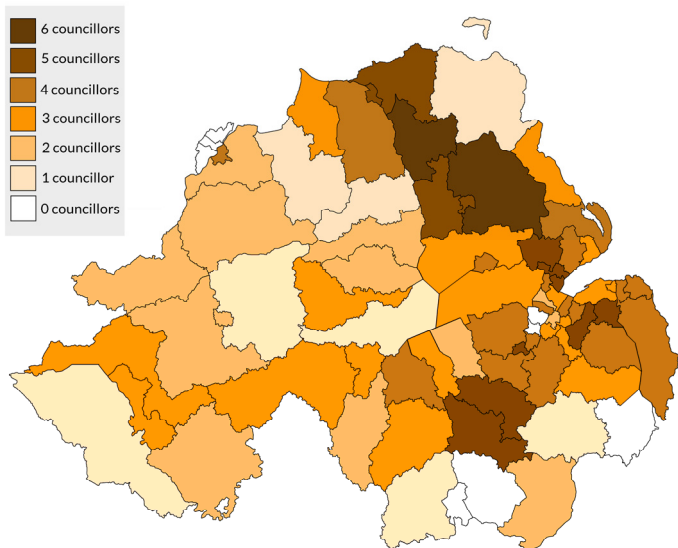
How the Nationalist/Republican vote divided

There was a wide variety of non-sectarian parties to choose from and their vote share increased overall by two percentage points. Chief among these was the Alliance Party that won nearly 40% of the non-sectarian vote and was the only one of these parties able to field candidates across most of the province. Independents polled over a quarter of this vote (though a note of caution here: independent can cover a wide range of opinions and its entirely likely that many of the independents elected would have done so because they are clearly identified with one of the sectarian causes).

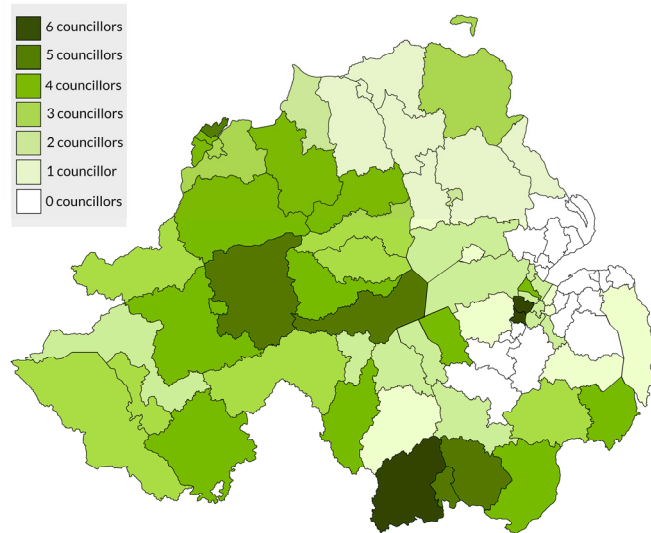


How the non-sectarian vote divided

UKIP's introduction to electoral politics in Northern Ireland gave the party an 8.5% vote share province-wide, but they fielded only 21 candidates for 491 seats so in that context, 8.5% is a respectable showing, netting them



Unionist councillors



Nationalist and Republican councillors

three councillors in Portadown, Carrick Castle and Mourne. It was also almost four times the share of the vote the Conservative Party managed.

The maps overleaf demonstrate the north-east, south-west divide that is Northern Ireland today: the Unionists still dominant in the former; Sinn Fein and the SDLP in the latter. In two wards the combined Unionist parties snatched six councillors; that number is three for the nationalist parties. In a further twelve Unionist wards do they win five of the seats up for election; here the nationalists fare worse with just five such wards.

Just eight wards have no Unionist councillors of any description representing them; there are twenty without Sinn Fein or SDLP councillors. In part that difference can be explained by the nationalist parties failing to even stand candidates in these wards, which tend to be the very safest Unionist areas around. Likewise, the Unionists do not bother contesting wards in West Belfast or Derry west of the River Foyle.

Ultimately, beneath the chaos caused by the reorganisation of the councils, not very much changed in 2014. These elections preserved, rather than reshaped the political landscape that has been established since Sinn Fein finally managed to break through in the late 1990s or early 2000s. This was not a realignment election like 1981, when the DUP emerged as a major competitor to the Ulster Unionists; or 2001 when Sinn Fein advanced and the UUP began to fade as the dominant political force in the province.

These elections may well come to be seen as the point at which the SDLP decline became clearly irreversible, but it was not of such scale as to be certain about it. They may also come to be seen as the point at which the DUP started to fade as the largest unionist party leaching votes to, for want of a better word, its "right" and Traditional Unionist Voice - just as the DUP was once seen as the more traditional unionist voice to the UUP. But TUV did not contest enough seats, across enough councils to prove that it is a long-term threat to the longer established parties.

Next up will be the General Election and Northern Ireland assembly elections in 2015. As with the council elections, these results suggest few pointers as to any substantial change at either Westminster or Stormont.

How Northern Ireland has voted in council elections: 1973-2014

	DUP	UUP	TUV	PUP	SF	SDLP	All	NI21	Grn	UKIP	Oth
2014	23.1	16.1	4.5	2.0	23.9	13.6	6.6	1.6	0.4	1.5	7.3
2011	27.2	15.2	2.0	0.6	24.8	15.0	7.4		1.0	0.4	6.4
2005	29.6	18.0		0.7	23.2	17.4	5.0		0.8		5.3
2001	21.4	22.9		1.6	20.7	19.4	5.1				8.9
1997	15.8	27.7		1.9	16.9	20.6	6.6		1.1		9.4
1993	17.3	29.3		0.4	12.3	21.7	7.6		0.2		11.2
1989	17.7	31.3		0.6	11.2	21.0	6.9		0.1		11.2
1985	24.3	29.5		0.6	11.8	17.8	7.0				9.0
1981	26.6	26.4		0.5		17.5	8.9				20.1
1977	12.8	30.0				20.6	14.4				22.2
1973	4.1	17.0				13.4	13.7				51.8

Overview of the 2014 results: seats won

	DUP	UUP	TUV	PUP	SF	SDLP	All	NI21	Grn	UKIP	Oth
Antrim & Newtonabbey	15	12	2		3	4	4				
Armagh, Banbridge & Craigavon	13	12			8	6				1	1
City of Belfast	13	7	1	3	19	7	8		1		1
Causeway Coast & Glens	11	10	3	1	7	6	1				1
Derry & Strabane	8	2			16	10					4
Fermanagh & Omagh	5	9			17	8					1
Lisburn & Castlereagh	20	8	1			3	7	1			
Mid & East Antrim	16	9	5		3	1	3			1	2
Mid Ulster	8	7			18	6					1
Newry, Mourne & Down	4	3			14	14	2			1	3
North Down & Ards	17	9	1			1	7		3		2
	130	86	13	4	105	66	32	1	4	3	16

Overview of the 2014 results: share of the vote

	DUP	UUP	TUV	PUP	SF	SDLP	All	NI21	Grn	UKIP	Oth
Antrim & Newtonabbey	32.2	22.0	5.7	2.9	12.4	8.6	12.7	3.1			0.3
Armagh, Banbridge & Craigavon	24.6	26.1	2.6	1.8	21.0	14.0	3.4	1.2		1.8	3.7
City of Belfast	19.0	9.0	2.6	6.5	29.2	10.0	11.4	2.3	0.3	1.1	12.6
Causeway Coast & Glens	27.0	17.1	10.4	1.7	19.9	12.7	3.9	0.6	0.3	1.1	5.6
Derry & Strabane	15.4	7.6	1.0	0.5	36.1	25.6	1.6			1.3	11.4
Fermanagh & Omagh	14.6	20.9	2.2		40.1	14.7	1.7			0.6	5.6
Lisburn & Castlereagh	40.4	16.0	5.9	1.5	4.7	8.0	12.0	4.3	0.8	1.8	3.0
Mid & East Antrim	33.0	18.8	15.0	3.0	6.8	4.1	9.4	1.7	0.2	1.6	6.8
Mid Ulster	17.7	17.5	4.3		40.7	13.9	0.6			0.4	4.9
Newry, Mourne & Down	7.5	11.9	0.7		34.6	30.2	2.4	0.9		3.9	8.9
North Down & Ards	35.4	17.4	4.8		0.8	4.2	13.4	3.1	3.3	2.5	11.3
	23.1	16.1	4.5	2.0	23.9	13.6	6.6	1.6	0.4	1.5	7.3

District by district summary

ANTRIM & NEWTONABBEY



As it says on the label, Antrim and Newtonabbey is a union of those two former councils; essentially the parliamentary constituency of South Antrim and including the county town itself. Although not the most unionist district of the eleven it is sandwiched between the two that are, and the nationalist parties could return just seven councillors out of forty between them. The four Unionist parties polled over 60% of the vote in this council, while Sinn Fein fell back somewhat, being overtaken in both councillors and vote share by the Alliance Party.

Because of the strength of unionism in County Antrim and the stringent brand of it practiced here, this is the strongest part of the world for the growing Traditional Unionist Voice party, that won two seats off a 5% share in Antrim & Newtownabbey. But that was eclipsed by the 10% they polled in Causeway Coast & Glens and the 15% they managed in Mid and East Antrim, Both of these councils include territory that is part of the North Antrim seat that used to be represented by Revd Ian Paisley so, even if voters are starting to desert his old party now it has been the senior governing party in Stormont for a decade, they are only migrating to a party that - they would claim - is the true heir to his no compromise brand of Unionism.

Although no party won an overall majority in Antrim & Newtownabbey one thing is clear: a unionist coalition will administer this new district from next year and command a vast majority.

ARMAGH, BANBRIDGE & CRAIGAVON




This is the first example of two very different areas, shared between three former councils, being amalgamated. On the one hand there is Armagh district which is becoming more strongly Republican by the month; part of the safe Sinn Fein parliamentary constituency of Newry & Armagh. Added to that is heavily Catholic town of Lurgan on the southern bank of Lough Neagh. But the rest of this new district is still strongly Unionist, contributing to the two constituencies of Upper Bann (which those bastions of Unionism: David Trimble and Harold McCusker, represented) and Lagan Valley.

Because this new district is still more Protestant than Catholic it returned 25 Unionist (50% of the vote) to 14 Sinn Fein and SDLP (35%) councillors in 2014. And, in an indication that Northern Ireland is not entirely divorced from the politics of the mainland, UKIP also managed to win a seat in strongly Unionist Portadown, though it was from the SDLP that they snatched it.

Sinn Fein fell back quite significantly in this inaugural election: across the three other councils they held 29% of the seats but on this new district they hold just 20%. The SDLP gained a little but still polled half the 28% they managed here in the 1993 council elections. The two principal Unionist parties remain level here reflecting the reality that despite the DUP eradicating its traditionally larger rival from parliamentary representation, Upper Bann remains a tightly fought marginal.

CITY OF BELFAST



Even though large parts of it remain deeply polarised and sectarian, Belfast is the most diverse part of Northern Ireland. This is reflected in

the fact that each of its four parliamentary constituencies are held by different parties: the DUP in North, Sinn Fein in West, the SDLP in South and the Alliance Party in East. It's also reflected in the city's council chamber where 9 parties are now represented. But Belfast is moving rapidly against the Unionists and towards Republicanism - not nationalism because the SDLP is also in decline here - but the more radical Sinn Fein, now the largest party by four seats.

Sinn Fein dominates in no small part because of the vice-like grip it exercises over its West Belfast fiefdoms. Black Mountain ward returned four Sinn Fein councillors out of six; neighbouring Collin five out of six. These are remarkable results, especially under a voting system that exists to prevent one party states emerging: the capacity to take five seats in a six member ward should mean a party coming close to 80% of the vote, proportionately, but in this case Sinn Fein achieved it with a still impressive 67% (68% in Black Mountain).

Sinn Fein can win seats in all but two Belfast wards and is growing in strength in North Belfast, which the party notionally won on these results, albeit narrowly. That said, the Sinn Fein vote city-wide fell for the first time ever in these elections, if only by a couple of points, but far better vote distribution enabled them to gain two seats despite the enlargement of the council.

For the first time ever the combined DUP-UUP vote fell below 30%, but that was explained by the tripling of support for smaller Unionist parties, especially the Popular Unionists. The Alliance Party also performed well, winning eight seats including two apiece in their East Belfast strongholds of Ormiston and Lisnasharragh. With considerable tactical voting it is not hard to see the Alliance retaining their Westminster seat even though the DUP were marginally ahead on first preferences here. Meanwhile the SDLP managed to improve slightly on their poor 2011 showing, but the expansion of the council meant they still lost a seat.

Overall, the smaller parties (including the smaller Unionist parties) polled well over a third of the vote in 2014, with the Greens gaining a seat in the middle-class outer East Belfast ward of Ormiston, and the left wing People Before Profits Alliance winning one in the deprived West Belfast ward of Black Mountain.

CAUSEWAY COAST & GLENS



Causeway Coast & Glens is the only district that amalgamated four old councils along Ulster's north coast - from west to east: Limavady, Coleraine, Ballymoney and Moyle. Although it is a strongly Unionist district, divided between the parliamentary constituencies of North Antrim and East Londonderry, at either end there are some nationalist enclaves (most notably the Limavady end). This strength elected 13 Sinn Fein and SDLP councillors against 21 Unionists but the eight seat lead the Unionist parties have is a little more robust when it comes to share of the vote: 54% to 21%.

This was not an especially good election for either of the main players each side of the sectarian divide. The DUP vote held up but they lost half of the councillors they had across the four old councils (partly - but only partly - explained by the reduction in councillors from 68 to just 40). Meanwhile Sinn Fein's share fell 8% and they lost almost half their councillors: down from 13 to 7. Traditional Unionist Voice doubled its support to 8% but the big gainer in these elections was the Ulster

Unionists, who added nearly 7 percent to their share and so saw their share of seats rise to a quarter.

DERRY & STRABANE



The first of the strongly nationalist, increasingly Republican districts. Sinn Fein expanded their lead over the SDLP to nearly 11 percent, raising questions about how much longer Mark Durkan is going to be able to hold off Sinn Fein in the Foyle constituency. The Unionist parties stayed broadly where they have been for the past four elections, with the DUP slightly down and the UUP slightly up, but they are marginal players here with just ten seats and less than a quarter of the vote. Sinn Fein needs five seats to gain an overall majority on this council. They held exactly half the seats in the old Strabane district and, with the seemingly unstoppable swing from SDLP to SF it's entirely plausible that they'll get there; if not in 2018 then by 2022.


FERMANAGH & OMAGH



It is a challenge to single out one part of Northern Ireland that symbolises the trauma and suffering of the troubles but, if we were to try, Count Fermanagh would be a strong contender. Not simply because the town of Enniskillen lies at its heart; not just because this county was one of the IRA's strongholds but also because of the political struggle that has been fought out in the Fermanagh & South Tyrone parliamentary constituency. Sinn Fein was elected here as long ago as 1955 but splits in the nationalist vote and discipline among unionists have made this constituency closely fought throughout, represented by such figures as the Marquis of Hamilton, Lord Robert Grosvenor and, more recently, the redoubtable Ken Maginnis. But it was surely the election of IRA hunger striker, Bobby Sands, elected here as an "Anti H-block" protest in an April 1981 and, following his death just four months later by his election agent Owen Carron that puts Fermanagh at the apex of the political history of The Troubles.

Between them, Sinn Fein and the SDLP polled over 55% of the vote in this amalgamated council in 2014. Sinn Fein had an overall majority in the old Fermanagh district, and was one shy of half the seats on Omagh so it is perhaps a little surprising that they were unable to take majority control of this new council. But their vote fell a little, the SDLP and Ulster Unionists rose a little and that was enough to prevent any party taking overall control.

LISBURN & CASTLEREAGH




Lying immediately across the southern border of Belfast West is the town of Lisburn. But Lisburn is no Republican overspill dormitory town: it is a resolutely unionist town in arguably the safest Unionist district there is. Here the Democratic Unionists fell just one seat short of overall control, an improvement on both the old Lisburn and Castlereagh districts. Their incredibly narrow miss can be attributed to the growth of support for Traditional Unionist Voice: somewhat ironically they now hold that one seat that might have given the DUP their majority here.

This district curves around the city of Belfast: Castlereagh contributes a considerable share of the electorate of the eastern and southern Belfast constituencies.

Over 60% of the votes cast here went to Unionists in 2014: Lisburn South and Castlereagh East wards elected five Unionist councillors out of six, which gives some indication of the homogeneity of the Unionist vote here. This is one of just two councils on which Sinn Fein has no

representation, though on the old Lisburn district they won five seats in 2011. This time they barely put up a fight and their vote slumped from 14% to less than five. But the SDLP was not the beneficiary: aside from a moderately decent performance in Castlereagh South they were unimpressive, returning just five councillors. The principal opposition to the Unionists on this council comes from the Alliance Party which won representation in every ward apart from Killultagh.

MID & EAST ANTRIM



From one of the two strongest Unionist districts to the other. Because the Unionist vote here is more fragmented than in Lisburn & Castlereagh the DUP was further from an overall majority but, touching 70%, the collective Unionist vote here is even higher. Indeed, this was the district in which TUV - Traditional Unionist Voice - performed most strongly, taking 18% of the vote. Here, again, the way STV discriminates in favour of more moderate, longer established forces can be seen: 18% netted TUV five seats whereas an extra 0.8% gave the UUP almost twice as many: 9. Hardly proportional representation.

There are no nationalist enclaves in this district: Sinn Fein polled just 7% and the SDLP 4%: there are a cluster of parties, including UKIP, on between 1 and 3 seats but forming no cohesive opposition here.

MID ULSTER



Mid Ulster is exactly what it says on the label: the geographic centre of the province. But politically it is strongly part of the Republican west: this has been the base of Martin McGuinness, the Deputy Leader of Sinn Fein and the Deputy First Minister of Northern Ireland. It was founded by an amalgamation of three districts: Magherafelt, Cookstown and Dungannon

Like Fermanagh & Omagh to the west, Sinn Fein is four seats short of an overall majority. Like the other Sinn Fein-SDLP battlegrounds, Sinn Fein is clearly winning: the SDLP has slumped from 27% of the vote in 1993 to under 14% this year, while Sinn Fein has surged from 23% to 41% over the same period.

There are still pockets of Unionist strength in Mid Ulster: across the council as a whole they poll almost 40% and they are able to win half the seats still in the electoral areas of Clogher Valley, Cookstown and Dungannon. These are precisely the areas Sinn Fein needs to do better in to reach an overall majority because they are already pretty strongly in control of the other areas: they were comfortably in majority control of Magherafelt, for example. In the other two they were the largest party two or three seats short of a majority.

NEWRY, MOURNE & DOWN

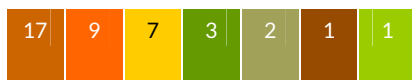


This council wraps around the south-eastern corner of the province. Down has traditionally been the strongest area for the SDLP in Northern Ireland. It was they that took the Nery & Armagh constituency off the Ulster Unionists in 1986 when they all resigned in protest at the Anglo-Irish Agreement. It was they that finished off Enoch Powell's political career by capturing the South Down constituency in 1997. And, even though the countryside around Newry was a heartland of the IRA for years the SDLP was able to swamp Sinn Fein's vote, coming close to 50% across the two old districts as recently as 1993.

But Sinn Fein has made huge inroads in Newry and Down; especially the Newry half. That 39% SDLP lead in 1993 was overhauled by Sinn Fein in 2005 and for the past two elections they have led by about 5%. There is now only one Unionist enclave in this district; the atypical electoral area of Rowallane in the far north, adjoining strongly Unionist Strangford. Everywhere else votes heavily nationalist or Republican: in three of the seven DEAs the Unionists do not have a single council.

With both nationalist parties on 14 seats, seven short of a majority, Newry, Mourne & Down is a well and truly hung council. But, with the substantial gains Sinn Fein has made here they are clearly in a better position to get there.

NORTH DOWN & ARDS



The constituency of North Down, centred on the town of Bangor, is the most contrary seat in Northern Ireland. It is, by a country mile, the most affluent part of the province and, though it has a heavily Unionist majority, it has shown a marked reluctance to support the big unionist parties. For years the North Down MP was James Kilfedder of the Ulster Popular Unionist Party. He was succeeded, briefly, by Robert McCartney of the "Real Unionist" Party, and then by Lady Sylvia Hermon, who was elected originally as an Ulster Unionist but soon left the party to sit - and win re-election - as an independent.

As well as these headline indicators of major non-conformism, North Down has also been the one part of the province, both locally and at parliamentary level, where the Conservative Party has performed well in the past - even coming within 5,000 votes of defeating Kilfedder in 1992. Though they have now almost evaporated from the political landscape of North Down their votes did not switch to unionist parties but to other non-sectarian parties: the Alliance Party and, increasingly, the Green Party.

But North Down is only one half of this new council and the other, Ards, is a very different kettle of fish. Ards, which covers both sides of Strangford Lough, is more akin to Lisburn and Castlereagh and has become increasingly strong for the Democratic Unionists in recent years. Even at the 2010 general election, when DUP leader Peter Robinson was being ousted from Belfast East in no small part due to the shenanigans of his wife Iris, the MP for Strangford, this constituency stayed with the DUP, albeit with (and probably because of) a new candidate for the party.

The DUP very nearly had an overall majority in the old Ards council and are not all that far off one in this new, larger, district. This is only one of two councils with no Sinn Fein representation - they only fielded one candidate and she only polled 7% in first preferences. Indeed there is only a solitary SDLP councillor here making this the weakest council for nationalists in the entire province.

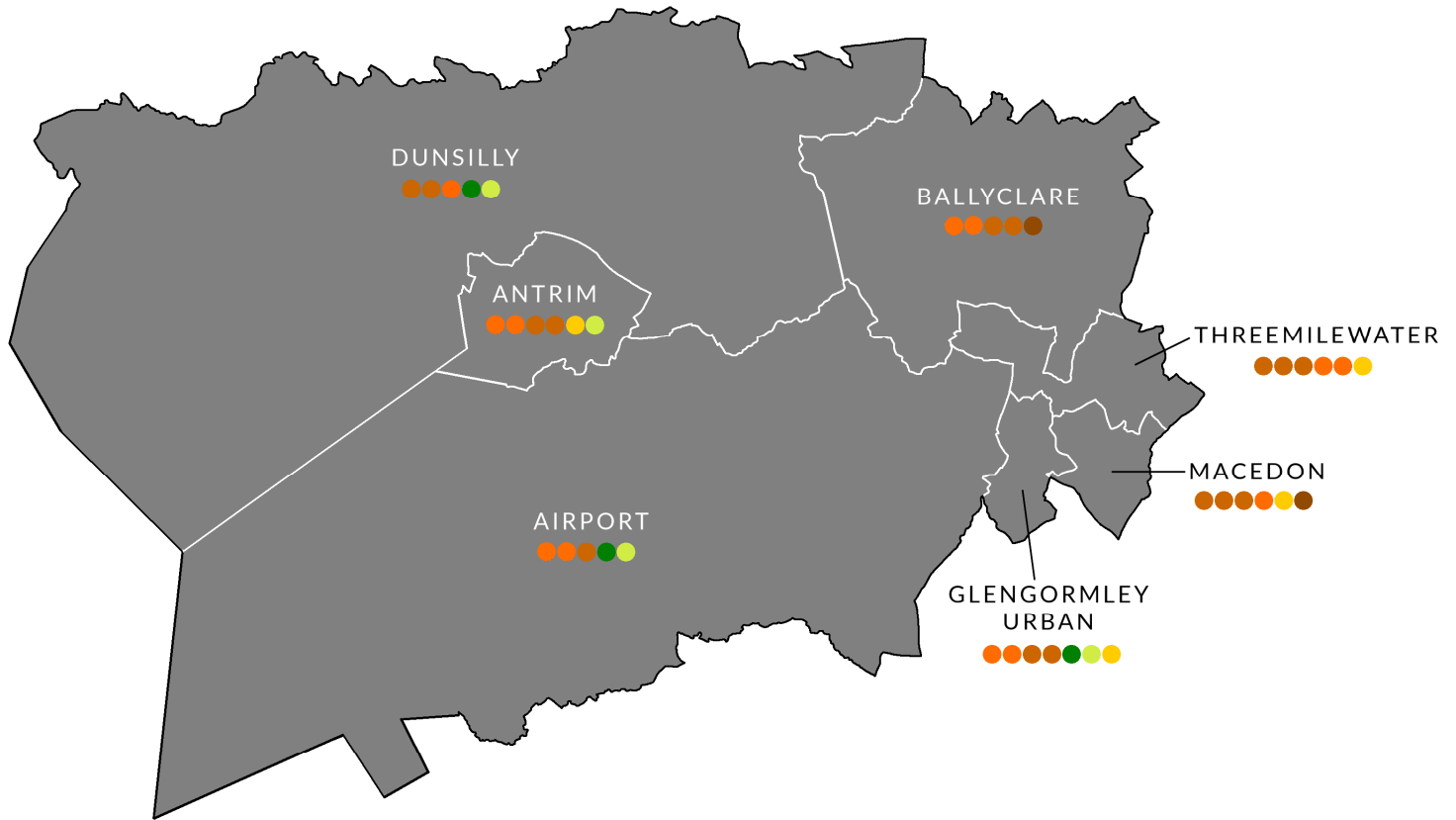
But the DUP will struggle to gain the additional four seats it needs for a majority while a large section of the unionist electorate in Bangor, principally, opts for Green and Alliance councillors.

Key to party descriptions

All	Alliance Party of Northern Ireland
ATB	Aspire To Better
BNP	British National Party
CP	Community Partnership
Con	Conservative Party
DF	Democracy First
DUP	Democratic Unionist Party
Eirigi	Arise: Irish Socialist Republicans
FAF	Fermanagh Against Fracking
Green	Green Party
Ind	Independent
NI21	Northern Ireland 21
	No description
PBPA	People Before Profit Alliance
PUP	Popular Unionist Party
RNU	Republican Network for Unity
SF	Sinn Fein
SDLP	Social Democratic & Labour Party
Soc	Socialist Party
TUV	Traditional Unionist Voice
UKIP	United Kingdom Independence Party
UUP	Ulster Unionist Party
WP	Workers Party

ANTRIM & NEWTONABBEY

No overall majority



	DUP		UUP		Other Unionist		Sinn Fein		SDLP		Others		
	seats	%votes	seats	%votes	seats	%votes	seats	%votes	seats	%votes	seats	%votes	
2014	15	32.2	12	22.0	2	8.6	3	12.4	4	8.6	4	16.1	40
2011	17	38.6	10	19.8	0	2.2	6	12.5	4	9.6	7	17.3	44
2005	18	39.0	11	23.5	0	2.4	4	9.2	4	11.5	7	14.4	44
2001	8	24.3	9	29.4	1	7.5	3	10.9	7	10.9	4	16.9	44
1997	5	12.6	19	35.8	5	17.6	1	1.7	5	13.8	9	18.4	44
1993	8	19.4	18	34.9	5	13.7	1	2.0	5	11.5	7	18.5	44
1989	10	21.3	21	44.9	2	5.7	0	2.5	5	9.3	6	16.3	44
1985	14	29.9	18	38.4	2	5.9	1	1.7	4	9.0	5	15.1	44
1981	9	32.2	16	35.7	2	3.9	0	0.0	2	3.9	7	24.3	36
1977	7	16.7	16	38.3	2	0.0	0	0.0	0	0.0	11	39.8	36
1973	4	4.7	17	39.7	7	10.6	0	0.0	0	1.9	8	43.1	36

Results

Airport

South Antrim

49.3 37.4 13.3

		1st Pref	1st Pref %	Round 2	Round 3	Round 4	Round 5	Round 6	Round 7	Round 8	Round 9	Round 10
Logue, Anne Marie	SF	1,212	19.6									
Burns, Thomas	SDLP	975	15.8	1,090	1,000							
Magill, Matthew	DUP	923	14.9	923	964	1,366						
Michael, Paul	UUP	798	12.9	798	844	900	1,089					
Rea, Mervyn	UUP	726	11.7	727	746	882	1,018					
Thompson, Roy	DUP	609	9.8	609	618							
Lawther, Alan	All	547	8.8	562	791	801	807					
Fee, Heather	NI21	276	4.5	282								
Keenan, Oran	SDLP	121	2.0	157								

Antrim

South Antrim

63.0 20.8 5.5

		1st Pref	1st Pref %	Round 2	Round 3	Round 4	Round 5	Round 6	Round 7	Round 8	Round 9	Round 10
Cochrane-Watson, Adrian	UUP	785	13.2	801	844	858						
Kells, Nigel	DUP	662	11.1	667	1,026							
Maguire, Noel	SF	632	10.6	643	644	644	647	650				
Smyth, John	DUP	631	10.6	636	724	857						
Kelly, Neil	All	620	10.4	620	825	830	876					
Lynch, Roisin	SDLP	608	10.2	636	637	638	649	691				
Ritchie, Drew	UUP	572	9.6	595	614	626	1,009					
Cairns, Richard	TUV	560	9.4	574	591	599						
Graham, Brian	DUP	540	9.1	545								
O'Neil, Sian	All	185	3.1									
Young, George	NI21	144	2.4									

Ballyclare

South Antrim

82.0 0.0 18.0

		1st Pref	1st Pref %	Round 2	Round 3	Round 4	Round 5	Round 6	Round 7	Round 8	Round 9	Round 10
Girvan, Mandy	DUP	930	16.6	938								
Bingham, Jim	UUP	819	14.6	831	886	936						
McWilliam, Vera	UUP	815	14.5	828	856	895	938					
Arthurs, David	TUV	750	13.4	766	834	853	900					
Girvan, Tim	DUP	584	10.4	589	621	654	1,057					
McCudden, Pat	All	553	9.9	581	585	720	730					
Greer, Jordan	DUP	493	8.8	500	515	526						
English, Gary	NI21	312	5.6	343	348							
McDowell, Scott	PUP	214	3.8	220								
McMaster, David	Ind	104	1.9									
Moore, Robert	Ind	39	0.7									

Dunsilly

South Antrim

48.3 43.5 8.2

		1st Pref	1st Pref %	Round 2	Round 3	Round 4	Round 5	Round 6	Round 7	Round 8	Round 9	Round 10
Swann, Roderick	UUP	1,111	18.6									
Clarke, Linda	DUP	892	14.9	935	939	1,030						
Beatty, Trevor	DUP	886	14.8	935	937	1,021						
Cushinan, Henry	SF	778	13.0	778	801	841	850					
Brady, Anthony	SF	702	11.7	702	748	797	804					
Duffin, Brian	SDLP	677	11.3	680	1,107							
McGrath, Julian	All	490	8.2	505	547							
Wilson, Ryan	SDLP	450	7.5	453								

Glengormley Urban

South Antrim

50.4 30.8 18.8

		1st Pref	1st Pref %	Round 2	Round 3	Round 4	Round 5	Round 6	Round 7	Round 8	Round 9	Round 10
Cosgrove, Mark	UUP	1,193	16.1									
Ball, Audrey	DUP	897	12.1	919	933							
Goodman, Michael	SF	857	11.5	857	869	882	904	905	906			
Blair, John	All	796	10.7	804	865	1,119						
Brett, Phillip	DUP	756	10.2	783	793	803	811	1,266				
McClelland, Noreen	SDLP	737	9.9	738	769	821	928	929	931			
O'Reilly, Gerry	SF	695	9.4	695	706	718	729	729	729			
Flanagan, Sam	DUP	484	6.5	497	512	515	523					
Maguire, Michael	UUP	411	5.5	592	634	650	678	718	1,030			
Nelson, Sam	All	346	4.7	348	382							
Higgins, Mary	NI21	255	3.4	259								

Macedon

South Antrim

50.4 30.8 18.8

		1st Pref	1st Pref %	Round 2	Round 3	Round 4	Round 5	Round 6	Round 7	Round 8	Round 9	Round 10
De Courcy, Billy	DUP	844	14.2	885								
Webb, Billy	All	830	14.0	946								
Hollis, David	TUV	645	10.9	661	664	666	822	907				
Hogg, Thomas	DUP	581	9.8	609	610	614	649	919				
Anglin, Bronach	SF	558	9.4	599	642	642	643	647				
Scott, John	UUP	538	9.1	559	565	569	702	753				
Hamill, Paul	DUP	538	9.1	579	581	603	693	907				
Ken Wilkinson	PUP	503	8.5	517	519	519						
Robinson, Victor	DUP	462	7.8	550	555	560	633					
Walker, Dineen	DUP	256	4.3									
Mullaghan, Dominic	SDLP	178	3.0									

Threemilewater

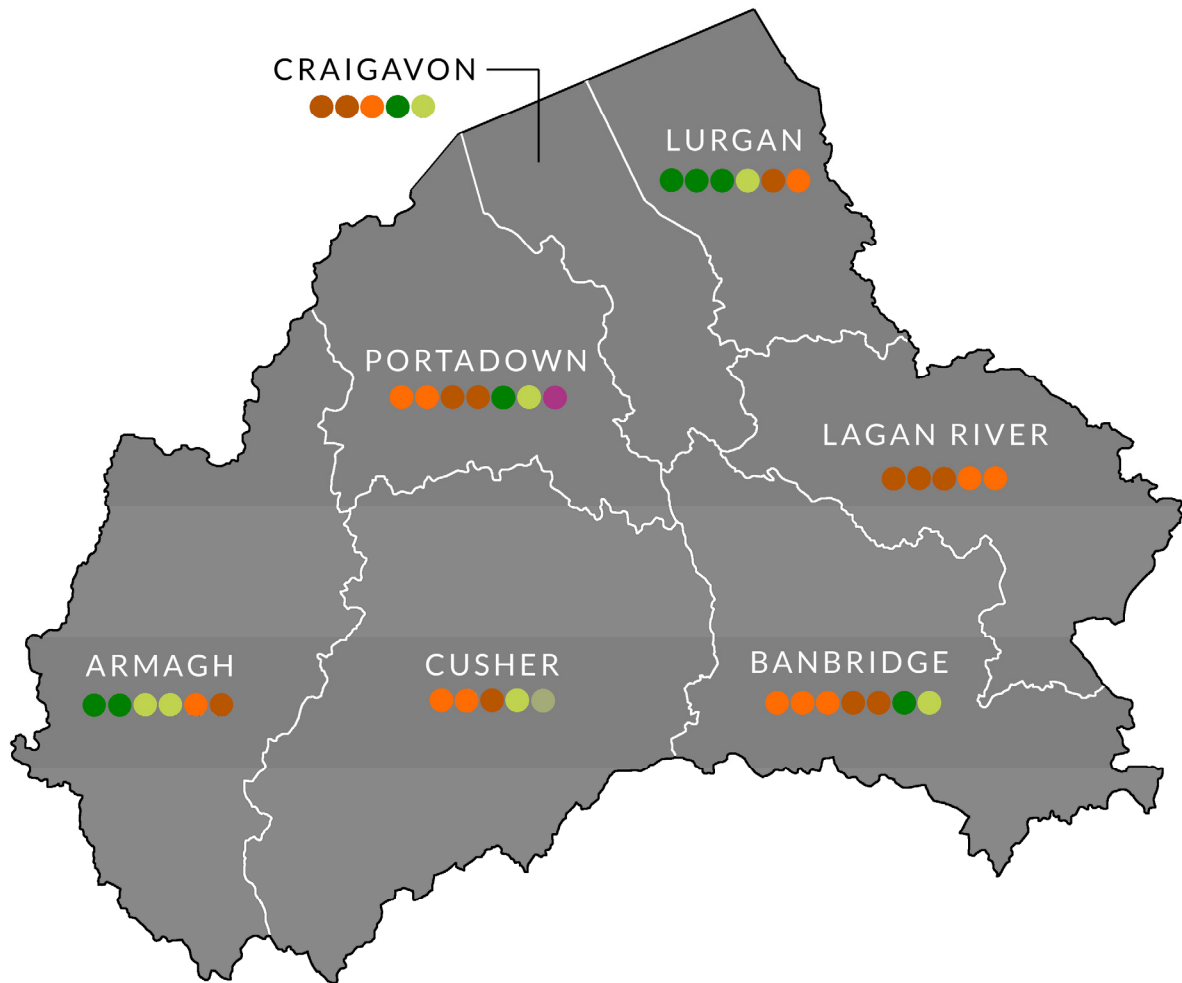
East Antrim/South Antrim

76.7 0.0 23.3

		1st Pref	1st Pref %	Round 2	Round 3	Round 4	Round 5	Round 6	Round 7	Round 8	Round 9	Round 10
Agnew, Fraser	UUP	1,275	19.3									
Campbell, Tom	All	745	11.3	754	757	757	757	855	1,231			
Ball, William	DUP	738	11.2	801	814	1,002						
Kelso, Ben	UUP	587	8.9	756	763	774	774	850	881	970		
Ross, Stephen	DUP	557	8.4	572	590	638	640	656	662	672	772	
Barr, Pamela	DUP	526	8.0	544	547	585	638	658	677	698	816	
Mawhinney, Trevor	TUV	524	7.9	540	549	555	556	578	584	601	741	
Frazer, Lynn	All	424	6.4	433	434	434	434					
Grattan, Gary	NI21	369	5.6	374	377	379	379					
Logan, Darren	PUP	343	5.2	348	519	522	522	534	536	546		
Hill, Robert	DUP	293	4.4	304	306							
Shaw, Jackie	PUP	225	3.4	230								

ARMAGH, BANBRIDGE & CRAIGAVON

No overall majority



	DUP		UUP		Other Unionist		Sinn Fein		SDLP		Others		
	seats	%votes	seats	%votes	seats	%votes	seats	%votes	seats	%votes	seats	%votes	
2014	13	24.6	12	26.1	0	4.4	8	21.0	6	14.0	2	10.3	41
2011	18	27.6	19	26.0	0	2.1	16	23.0	9	15.4	6	5.9	65
2005	22	32.5	16	25.3	0	0.0	12	19.1	13	18.3	1	4.8	65
2001	15	24.8	22	29.5	0	1.4	9	17.1	14	21.3	5	6.0	65
1997	8	13.8	30	43.3	0	0.0	8	10.4	14	23.0	5	9.5	65
1993	8	13.8	30	44.8	1	1.4	3	6.8	18	28.3	5	5.0	65
1989	8	13.4	32	47.3	0	0.4	2	6.5	17	24.4	4	8.0	63
1985	12	22.7	30	41.1	0	0.0	3	7.3	15	21.9	3	7.0	63
1981	14	24.1	25	35.8	2	3.9	0	0.0	14	22.9	5	13.3	60
1977	9	15.8	27	30.8	3	14.3	0	0.0	15	24.1	6	15.1	60
1973	5	8.0	25	26.4	12	21.4	0	0.0	7	12.3	11	32.0	60

Results

Armagh

Newry & Armagh

28.9 67.6 3.3

		1st Pref	1st Pref %	Round 2	Round 3	Round 4	Round 5	Round 6	Round 7	Round 8	Round 9	Round 10
Keating, Gareth	SF	2,298	20.1									
O'Hanlon, Thomas	SDLP	1,705	14.9									
McNally, Darren	SF	1,396	12.2	1,681								
Campbell, Mealla	SDLP	1,350	11.8	1,403	1,497	1,516	1,538	1,691				
Nicholson, Sam	UUP	1,329	11.6	1,330	1,390	2,011						
Donnelly, Freda	DUP	1,095	9.6	1,096	1,172	1,435	1,791					
White, Gerard	SF	982	8.6	1,287	1,298	1,301	1,301	1,307				
Rollston, Joy	UUP	878	7.7	878	951							
Watt, Adam	UKIP	240	2.1	242								
Zahid, Mohammad	All	140	1.2	144								

Banbridge

Upper Bann/South Down

28.9 67.6 3.3

		1st Pref	1st Pref %	Round 2	Round 3	Round 4	Round 5	Round 6	Round 7	Round 8	Round 9	Round 10
Barr, Glenn	UUP	1,999	17.5									
Burns, Ian	UUP	1,373	12.0	1,724								
Ingram, Elizabeth	UUP	1,318	11.5	1,432								
McCrum, Junior	DUP	1,030	9.0	1,060	1,158	1,181	1,181	1,217	1,462			
Doyle, Seamus	SDLP	975	8.5	977	983	1,024	1,080	1,260	1,276			
Greenfield, Paul	DUP	966	8.4	986	1,090	1,114	1,114	1,137	1,554			
Curran, Brendan	SF	862	7.5	863	863	867	1,292	1,334	1,335			
Wilson, Ian	DUP	730	6.4	755	815	843	843	868				
Hamilton, Marie	SDLP	680	5.9	683	685	721	772	1,004	1,028			
McQuaid, Sheila	All	579	5.1	583	593	741	754					
Savage, Kevin	SF	547	4.8	547	547	555						
Hutchinson, Emma	NI21	371	3.2	375	389							

Craigavon

Upper Bann

52.0 27.3 20.7

		1st Pref	1st Pref %	Round 2	Round 3	Round 4	Round 5	Round 6	Round 7	Round 8	Round 9	Round 10
Twyble, James	UUP	1,389	16.4	1,389	1,451							
Smith, Robert	DUP	1,250	14.8	1,250	1,265	1,430						
Lennon, Fergal	SF	910	10.7	1,023	1,044	1,049	1,050	1,050	1,112	1,237	1,239	
Tinsley, Margaret	DUP	899	10.6	899	912	964	968	982	984	1,000	1,304	
McAlinden, Declan	SDLP	841	9.9	858	893	896	897	897	1,247	1,417	1,417	
O'Connor, Tommy	SF	782	9.2	837	844	844	844	844	881	991		
Corr, Kieran	Ind	490	5.8	494	542	545	547	547	597			
Flaherty, Julie	UUP	445	5.3	445	476	633	659	662	667	695		
Larkham, Thomas	SDLP	439	5.2	451	537	539	544	544				
Cummings, Brian	PUP	411	4.9	411	424							
Cleland, John	All	397	4.7	401								
McAleenan, Vincent	SF	213	2.5									

Cusher

Upper Bann

60.5 21.1 18.4

		1st Pref	1st Pref %	Round 2	Round 3	Round 4	Round 5	Round 6	Round 7	Round 8	Round 9	Round 10
Speers, Jim	UUP	2,221	21.2									
Berry, Paul	Ind	1,927	18.4									
Kennedy, Gordon	UUP	1,812	17.3									
Wilson, Gareth	DUP	1,285	12.2	1,548	1,632	1,633						
Haughey, Sharon	SDLP	1,200	11.4	1,230	1,236	1,950						
McClelland, Tim	DUP	1,025	9.8	1,196	1,273	1,281						
Doyle, Mary	SF	1,023	9.7	1,023	1,024							

Lagan River

Lagan Valley/Upper Bann

81.2 7.0 11.8

		1st Pref	1st Pref %	Round 2	Round 3	Round 4	Round 5	Round 6	Round 7	Round 8	Round 9	Round 10
Baxter, Mark	DUP	1,341	16.0	1,352	1,353	1,369	1,373	1,484				
Rankin, Paul	DUP	1,268	15.1	1,308	1,311	1,322	1,335	1,484				
Woods, Marc	UUP	1,023	12.2	1,032	1,032	1,054	1,059	1,229	1,235	1,249	1,483	
Black, Carol	UUP	845	10.1	867	871	904	919	1,023	1,036	1,050	1,451	
Gamble, Hazel	DUP	804	9.6	819	820	832	836	915	981	1,032		
Morrison, Samuel	TUV	766	9.1	777	778	789	792					
Mercer, Olive	UUP	764	9.1	775	776	795	811	909	910	916		
Hamilton, Harry	All	522	6.2	546	570	715	1,034	1,053	1,054	1,054	1,081	
Litter, Maureen	SDLP	316	3.8	321	527	553						
Hutchinson, Neville	NI21	287	3.4	302	314							
Downey, Keara	SF	272	3.2	273								
McCammond, Frazer	DF	173	2.1									

Lurgan

Upper Bann

41.2 50.2 8.6

		1st Pref	1st Pref %	Round 2	Round 3	Round 4	Round 5	Round 6	Round 7	Round 8	Round 9	Round 10
Lockhart, Celia	DUP	2,013	17.5									
Cairns, Maire	SF	1,002	8.7	1,002	1,004	1,010	1,013					
Haughian, Keith	SF	930	8.1	930	931	936	939					
McCusker, Colin	UUP	903	7.9	998	1,012	1,012	1,052					
Seeley, Catherine	SF	844	7.3	844	844	851	854					
Nelson, Joe	SDLP	839	7.3	839	842	932	937					
McGeown, Noel	SF	756	6.6	757	758	761	764					
McDade, Pat	SDLP	648	5.6	650	662	688	695					
Lavery, Peter	All	589	5.1	592	654	661	677					
Mackie, Liam	SF	587	5.1	588	591	597	599					
Moutray, Philip	DUP	583	5.1	921	931	931	974					
Carson, Aaron	UUP	539	4.7	587	598	598	642					
Ferguson, Roy	TUV	370	3.2	391	393	393	444					
Davidson, Lexi	PUP	321	2.8	353	356	357	389					
Johns, Jonny	UKIP	264	2.3	277	280	281						
Ochal-Molenda, Anna	SDLP	173	1.5	173	175							
McClelland, Stuart	NI21	141	1.2	144								

Portadown

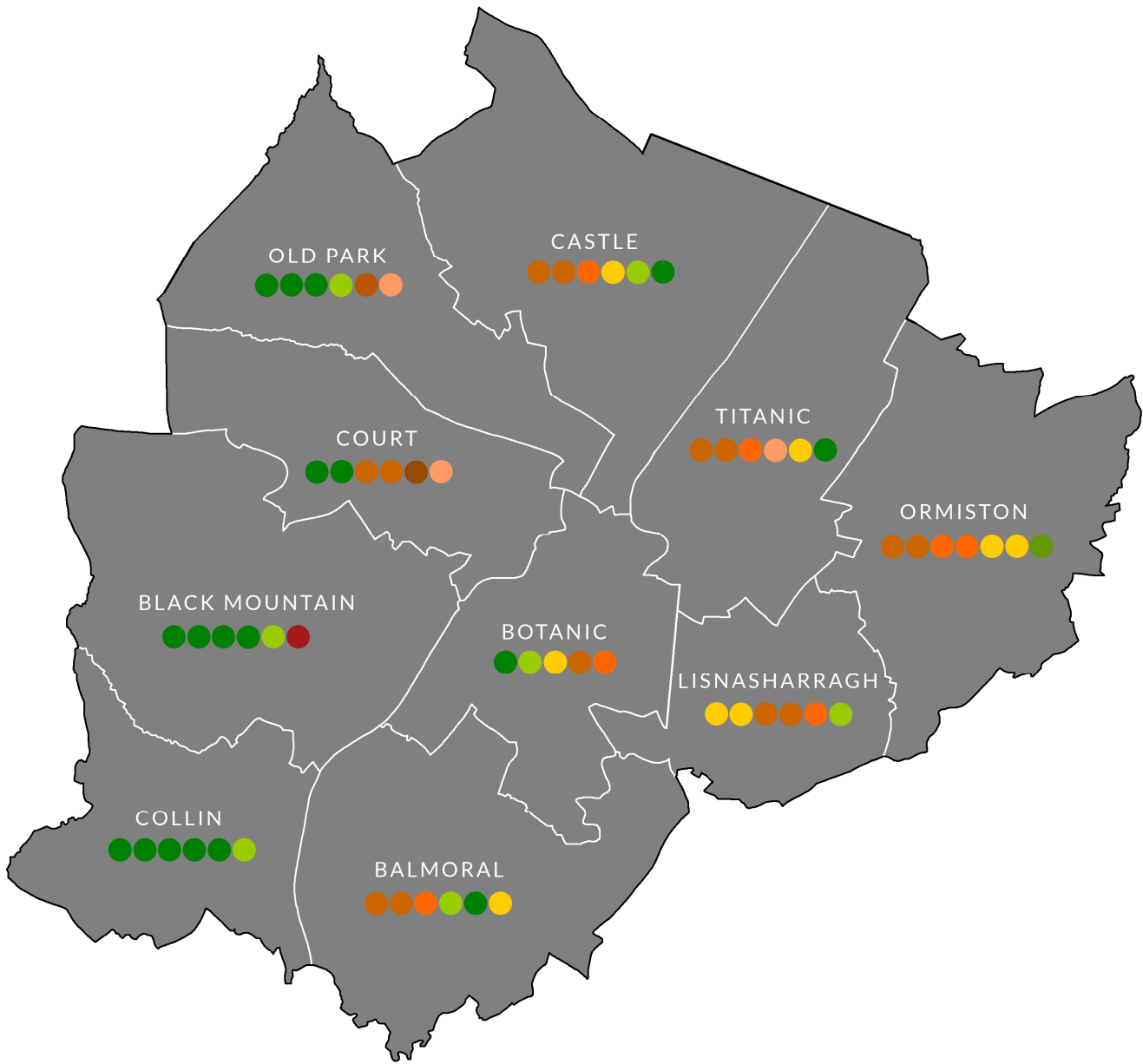
Fermanagh & South Tyrone/Newry & Armagh/Upper Bann

41.2 50.2 8.6

		1st Pref	1st Pref %	Round 2	Round 3	Round 4	Round 5	Round 6	Round 7	Round 8	Round 9	Round 10
Buckley, Jonathan	DUP	1,738	16.5									
Beattie, Doug	UUP	1,089	10.3	1,127	1,151	1,225	1,400	1,505	1,739			
Hatch, Arnold	UUP	955	9.1	994	1,003	1,042	1,122					
Causby, Darryn	DUP	954	9.1	968	1,115	1,266	1,443					
McKenna, Gemma	SF	929	8.8	939	939	939	941	1,592	1,592			
McNeill, Eamon	SDLP	917	8.7	1,002	1,002	1,004	1,005	1,138	1,145	1,149		
Duffy, Paul	SF	827	7.8	838	839	839	842					
Jones, Robert	UKIP	818	7.8	841	847	978	1,247	1,257	1,323	1,361	1,387	
McWilliams, Terry	DUP	753	7.1	763	787	823	902	906				
Coleman, Paul	TUV	716	6.8	720	728	819						
Stevenson, John	PUP	542	5.1	550	553							
Giffen, Pete	All	213	2.0									
Spence, Kyle	NI21	85	0.8									

CITY OF BELFAST

No overall majority



	DUP		UUP		Other Unionist		Sinn Fein		SDLP		Others		
	seats	%votes	seats	%votes	seats	%votes	seats	%votes	seats	%votes	seats	%votes	
2014	14	19.0	7	9.0	4	9.1	18	29.2	7	14.0	10	26.5	60
2011	15	23.4	3	8.6	2	3.2	16	30.9	8	13.7	7	20.2	51
2005	15	25.8	7	13.8	2	2.7	14	30.6	8	17.1	5	9.9	51
2001	10	18.1	11	18.3	4	5.9	14	28.4	9	17.4	6	11.9	51
1997	7	12.1	13	20.1	5	12.4	13	27.6	7	15.6	6	12.1	51
1993	9	17.1	15	22.0	3	3.8	10	22.7	9	15.9	5	18.4	51
1989	8	14.8	14	21.7	6	10.8	8	18.7	8	16.1	7	17.8	51
1985	11	19.9	14	24.4	4	8.7	7	15.6	6	14.2	9	17.1	51
1981	15	25.8	13	23.7	4	6.2	0	0.0	6	14.1	13	30.3	51
1977	7	13.3	15	26.8	4	12.0	0	0.0	8	18.6	17	29.3	51
1973	2	2.3	25	50.7	5	10.3	0	0.0	7	11.4	12	25.2	51

Results

Craigavon

Belfast South

37.5 40.8 21.7

		1st Pref	1st Pref %	Round 2	Round 3	Round 4	Round 5	Round 6	Round 7	Round 8	Round 9	Round 10
O Muilleoir, Mairtin	SF	1,525	17.1									
Hanna, Claire	SDLP	1,524	17.1									
Stalford, Christopher	DUP	968	10.9	968	969	982	987	1,001	1,234	1,235	1,247	1,256
Clarke, Sarah	DUP	950	10.7	950	950	956	957	966	1,063	1,069	1,083	1,090
Dudgeon, Jeffrey	UUP	878	9.9	878	878	908	917	955	1,129	1,141	1,170	1,191
Bradshaw, Paula	All	806	9.1	810	812	831	896	986	989	1,435	1,748	
Cartwright, Justin	SDLP	589	6.6	614	635	649	691	740	747	811		
Rice, Simon	PUP	533	6.0	533	533	544	546	553				
Doyle, Jamie	All	430	4.8	435	437	455	515	594	601			
McKenzie, Tina	NI21	256	2.9	257	258	326	349					
Kontoravids, Elli	Green	224	2.5	227	227	252						
Neeson, Barbara	NI21	74	0.8	75	75							
Timson, David	Con	74	0.8	74	74							
Collins, Gerard	Ind	70	0.8	71	71							

Black Mountain

Belfast West

0.0 78.0 22.0

		1st Pref	1st Pref %	Round 2	Round 3	Round 4	Round 5	Round 6	Round 7	Round 8	Round 9	Round 10
Corr, Steven	SF	1,793	12.9									
Austin, Janice	SF	1,784	12.8									
Carroll, Gerry	PBPA	1,691	12.1	1,789								
Groves, Emma	SF	1,628	11.7	1,637								
Carson, Arder	SF	1,509	10.8									
Mac Giolla Mhin, Caoimhin	SF	1,428	10.2	1,428								
Beattie, Ciaran	SF	1,340	9.6									
Attwood, Tim	SDLP	1,258	9.0	1,452	1,596	1,597	1,632					
Mac Coitir, Padraic	EIR	1,026	7.4	1,040								
Lowry, Joanne	WP	159	1.1									
McDonald, Gerard	SDLP	133	1.0									
Gray, Lauren	All	110	0.8									
Valente, Chris	NI21	83	0.6									

Botanic

Belfast South

32.2 31.4 36.5

		1st Pref	1st Pref %	Round 2	Round 3	Round 4	Round 5	Round 6	Round 7	Round 8	Round 9	Round 10
Hargey, Deirdre	SF	1,326	14.7	1,343	1,346	1,370	1,377	1,378	1,393	1,479	1,483	1,520
Patterson, Ruth	DUP	1,268	14.1	1,268	1,280	1,282	1,284	1,508				
Boyle, Declan	SDLP	971	10.8	978	983	992	1,007	1,009	1,034	1,344	1,347	1,405
McDonough-Brown, Emmet	All	843	9.4	850	865	881	925	925	1,011	1,061	1,065	1,706
Bailey, Clare	Green	772	8.6	792	806	860	876	879	973	994	1,010	1,141
Morrow, Duncan	All	769	8.6	770	775	787	812	815	878	929	939	
Craig, Graham	UUP	766	8.5	767	795	798	808					
McCarthy, Pat	SDLP	530	5.9	545	552	559	565	565	576			
Dickson, Billy	TUV	509	5.7	509	516	519	521	579	588	593		
Suttie, Ewan	PUP	351	3.9	351	353	356	357					
Chan-Hu, Eileen	NI21	261	2.9	264	271	278	398	400				
Matthews, Ben	NI21	233	2.6	235	247	254						
Meehan, Paddy	SOC	164	1.8	172	173							
Manton, Ben	Con	125	1.4	127								
Lynn, Paddy	WP	106	1.2									

Castle

Belfast North

41.7 41.6 16.7

		1st Pref	1st Pref %	Round 2	Round 3	Round 4	Round 5	Round 6	Round 7	Round 8	Round 9	Round 10
Campbell, Mary	SF	1,619	15.3									
Spence, Guy	DUP	1,339	12.7	1,339	1,340	1,356	1,357	1,493	1,494			
Patterson, Lydia	DUP	1,276	12.1	1,276	1,277	1,287	1,295	1,463	1,467			
Convery, Patrick	SDLP	1,197	11.3	1,207	1,230	1,336	1,757					
Browne, David	UUP	1,133	10.7	1,133	1,136	1,158	1,163	1,459	1,465			
Cunningham, Tierna	SF	1,038	9.8	1,117	1,144	1,216	1,258	1,259	1,353			
McAllister, Nuala	All	1,020	9.6	1,022	1,065	1,261	1,389					
McQuade, William	PUP	657	6.2	657	659	673	677					
Mullaghan, Cathal	SDLP	554	5.2	556	597	651						
Crawford, Alison	NI21	336	3.2	337	343							
Hughes, Fra	Ind	218	2.1	219	245							
Weir, Gemma	WP	191	1.8	191								

Collin

Belfast West

4.3 81.6 14.1

		1st Pref	1st Pref %	Round 2	Round 3	Round 4	Round 5	Round 6	Round 7	Round 8	Round 9	Round 10
Bell, David	SF	1,669	15.0									
Magennis, Stephen	SF	1,618	14.5									
O'Hara, Charlene	SF	1,476	13.2	1,479	1,493	1,508	1,513	1,545	1,659			
Gerrett, Matt	SF	1,452	13.0	1,505	1,505	1,540	1,545	1,580	1,709			
Groves, Bill	SF	1,308	11.7	1,310	1,311	1,315	1,315	1,336	1,428			
Heading, Brian	SDLP	1,067	9.6	1,070	1,070	1,216	1,246	1,624				
Drumm, Maire	EIR	730	6.5	732	732	740	744	751				
Whinnery, Laura	SDLP	511	4.6	512	512	572	602					
Martin, Gareth	UUP	476	4.3	476	476	486						
Burke, Wendy	NI21	427	3.8	428	428	515	754					
Catney, Gerard	All	424	3.8	425								

Court

Belfast North/Belfast West

64.0 28.9 6.0

		1st Pref	1st Pref %	Round 2	Round 3	Round 4	Round 5	Round 6	Round 7	Round 8	Round 9	Round 10
Hutchinson, Billy	PUP	1,674	14.6									
McCoubrey, Frank	DUP	1,557	13.5	1,557	1,569	1,569	1,570	1,769				
McConville, Mary	SF	1,400	12.2	1,400	1,419	1,485	1,533	1,535	1,535	1,536	1,536	
McVeigh, Jim	SF	1,357	11.8	1,357	1,362	1,398	1,410	1,411	1,411	1,411	1,412	1,412
Kingston, Brian	DUP	1,134	9.9	1,136	1,154	1,154	1,157	1,207	1,312	1,314	1,716	
Bunting, Jolene	TUV	839	7.3	842	852	854	856	865	866	867	889	906
Manwaring, Bill	UUP	651	5.7	653	674	675	677	685	689	690	755	786
Mawhinney, Billy	PUP	607	5.3	610	621	621	625	629	632	643	713	734
Keenan, Colin	SDLP	563	4.9	566	635	697	809	809	809	809	813	814
Verner, Nicola	DUP	516	4.5	516	519	519	521	609	622	622		
Thompson, Naomi	DUP	365	3.2	366	368	368	369					
Lowry, John	WP	296	2.6	297	319	334						
Doherty, Tommy	RNU	282	2.5	282	284							
Gallagher, Sheila	All	129	1.1	130								
Hunter, Stuart	NI21	117	1.0	117								
Faulkner, Willie	Ind	18	0.2	18								

Lisnasharragh

Belfast East/Belfast South

51.7 14.5 33.8

		1st Pref	1st Pref %	Round 2	Round 3	Round 4	Round 5	Round 6	Round 7	Round 8	Round 9	Round 10
Long, Michael	All	1,726	16.4									
Graham, Aileen	DUP	1,546	14.7									
McGimpsey, Chris	UUP	1,362	13.0	1,370	1,384	1,432	1,462	1,464	1,764			
Sandford, Tommy	DUP	980	9.3	983	994	1,013	1,024	1,042	1,226	1,231	1,355	
Hussey, Colin	DUP	916	8.7	918	927	945	961	986	1,072	1,072	1,153	
Mullan, Kate	SDLP	878	8.4	900	902	932	1,020	1,020	1,030	1,501		
Howard, Carole	All	860	8.2	1,017	1,033	1,157	1,412	1,413	1,428	1,548		
Kennedy, Dermot	SF	637	6.1	643	643	650	693	693	697			
Smyth, Helen	PUP	630	6.0	631	641	660	684	685				
Hughes, Connal	Green	485	4.6	497	503	590						
McDonnell, Leah	NI21	315	3.0	323	415							
Wray, Pete	NI21	162	1.5	164								

Old Park

Belfast North

31.9 53.5 14.6

		1st Pref	1st Pref %	Round 2	Round 3	Round 4	Round 5	Round 6	Round 7	Round 8	Round 9	Round 10	Round 11	Round 12
Clarke, Mary	SF	1,559	14.8											
Magee, JJ	SF	1,240	11.8	1,250	1,260	1,263	1,263	1,275	1,279	1,831				
McCabe, Gerry	SF	1,207	11.5	1,214	1,226	1,230	1,230	1,240	1,240	1,341	1,627			
McKee, Gareth	DUP	1,139	10.8	1,141	1,141	1,141	1,213	1,234	1,437	1,438	1,438	2,116		
Mallon, Nichola	SDLP	923	8.8	955	970	973	973	1,111	1,120	1,177	1,205	1,212	1,220	1,248
Fennell, Dee	Ind	846	8.0	859	980	983	985	1,005	1,009	1,035	1,043	1,047	1,051	1,087
Corr, Julie-Anne	PUP	774	7.3	788	788	788	899	907	1,031	1,031	1,031	1,163	1,658	
Reynolds, Lee	DUP	764	7.3	768	768	768	802	817	888	889	889			
Loughran, John	SF	697	6.6	711	730	763	763	782	784					
Houston, Colin	UUP	366	3.5	371	372	372	461	481						
McReynolds, Peter	All	320	3.0	347	349	349	352							
Gilmour, Wayne	TUV	317	3.0	320	320	320								
Cusick, Sammy	RNU	220	2.1	231										
Bailie, Christopher	WP	163	1.5											

Ormiston

Belfast East

56.1 1.1 42.8

		1st Pref	1st Pref %	Round 2	Round 3	Round 4	Round 5	Round 6	Round 7	Round 8	Round 9	Round 10	Round 11	Round 12	Round 13
Rodgers, Jim	UUP	1,899	14.5												
Jones, Mervyn	All	1,184	9.1	1,188	1,222	1,232	1,299	1,356	1,367	1,379	1,413	1,419	1,899		
Haire, Tom	DUP	1,072	8.2	1,084	1,084	1,089	1,102	1,102	1,174	1,297	1,467	1,569	1,582	1,584	1,585
McMullan, Ross	All	899	6.9	903	950	951	988	1,063	1,066	1,078	1,091	1,102			
McNamee, Laura	All	898	6.9	902	923	929	980	1,406	1,408	1,415	1,426	1,439	1,782		
Brown, Ross	Green	831	6.4	836	853	872	970	996	1,015	1,039	1,108	1,159	1,270	1,409	1,507
Hussey, John	DUP	821	6.3	831	831	837	849	849	917	1,347	1,425	1,544	1,555	1,560	1,568
Vitty, Denny	DUP	809	6.2	835	837	847	860	864	908	1,021	1,079	1,304			
Kennedy, Brian	DUP	750	5.7	764	766	774	781	784	812						
Shanks, Ian	PUP	720	5.5	729	730	737	745	747	825	835	938				
Hiddleston, John	TUV	640	4.9	647	648	654	657	658							
Johnston, Peter	UUP	622	4.8	769	770	813	877	887	1,035	1,081	1,231	1,479	1,485	1,608	1,640
Crosby, Stephen	UKIP	618	4.7	623	624	639	660	664	820	834					
Webb, Andrew	All	561	4.3	566	573	582	612								
Dickson, Ian	NI21	245	1.9	247	249	256									
Olorunda, Jayne	NI21	192	1.5	193	195	204									
Reid, Ian	Con	162	1.2	168	169										
McMillan, Michael	SDLP	95	0.7	95											
Keenan, Laura	SF	56	0.4	56											

Titanic

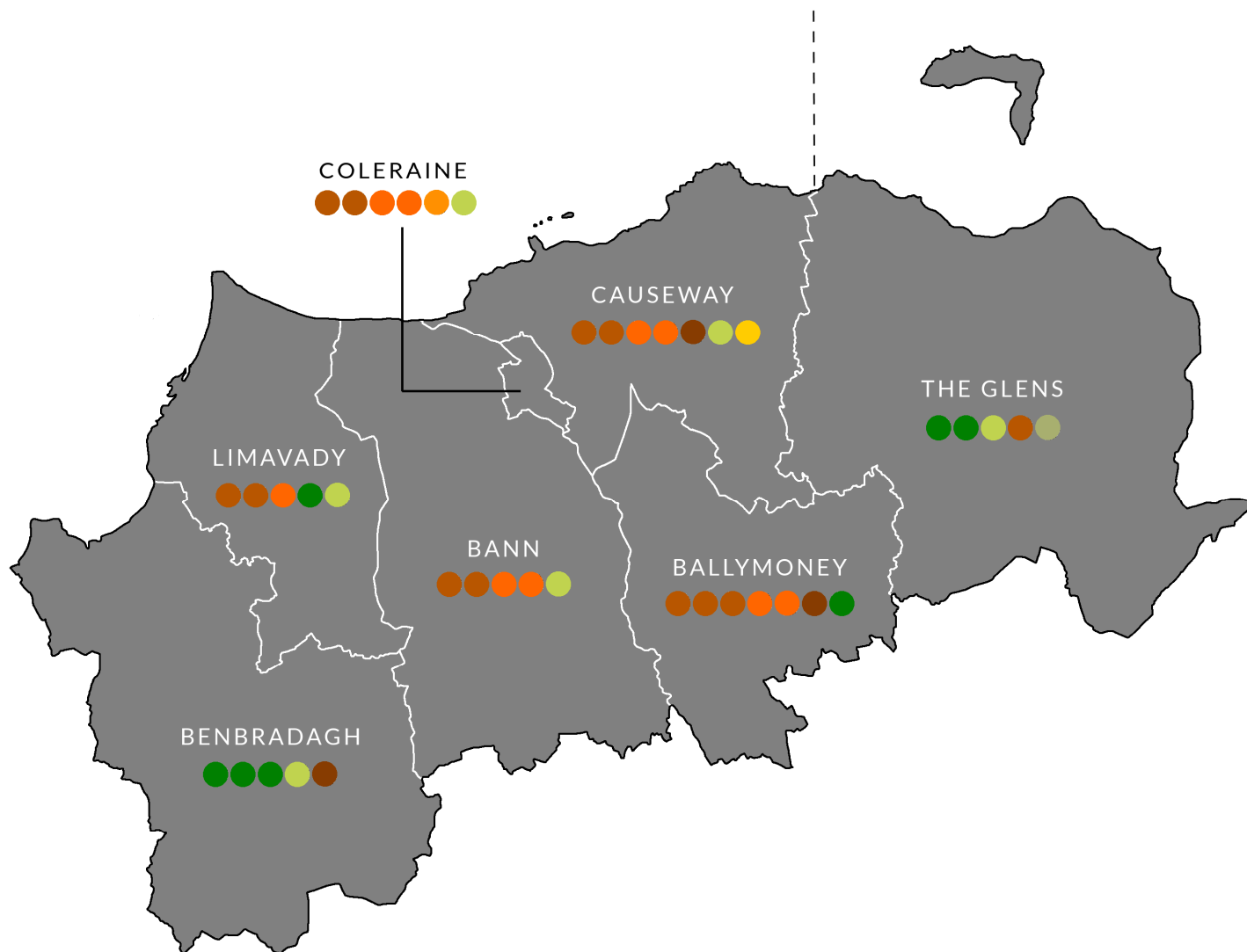
Belfast East

60.2 12.7 27.1

		1st Pref	1st Pref %	Round 2	Round 3	Round 4	Round 5	Round 6	Round 7	Round 8	Round 9	Round 10
Copeland, Sonia	UUP	1,651	16.7									
O Donnghaile, Niall	SF	1,156	11.7	1,156	1,183	1,198	1,207	1,211	1,218	1,218	1,222	1,229
Kyle, John	PUP	1,150	11.6	1,238	1,240	1,240	1,259	1,274	1,308	1,325	1,454	
Robinson, Gavin	DUP	1,148	11.6	1,180	1,180	1,182	1,188	1,192	1,205	1,322	1,418	
Newton, Adam	DUP	1,017	10.3	1,044	1,045	1,047	1,056	1,061	1,083	1,351	1,428	
Armitage, David	All	780	7.9	784	786	804	816	872	969	972	990	1031
Hendron, Maire	All	719	7.3	722	727	762	773	822	890	892	903	930
Toan, Harry	TUV	578	5.8	607	608	608	611	616	625	635	794	
Lavery, Jonny	UKIP	544	5.5	565	567	570	577	587	604	611		
White, Sam	DUP	416	4.2	424	424	424	427	432	433			
Davidson, Jimmy	NI21	252	2.5	258	258	262	271	311				
Claus, Gregor	Green	212	2.1	213	215	221	242					
Black, Tommy	SOC	108	1.1	112	113	121						
Devlin, Peter	SDLP	99	1.0	99	106							
McNally, Kevin	WP	70	0.7	70								

CAUSEWAY COAST AND GLENS

No overall majority



	DUP		UUP		Other Unionist		Sinn Fein		SDLP		Others		
	seats	%votes	seats	%votes	seats	%votes	seats	%votes	seats	%votes	seats	%votes	
2014	11	32.2	10	22.0	4	8.6	7	12.4	6	8.6	2		40
2011	22	32.8	12	15.5	3	4.1	13	20.3	9	12.1	9	15.2	68
2005	22	34.6	15	20.8	1	2.5	14	19.1	11	16.0	5	7.1	68
2001	20	27.4	21	25.4	1	2.5	6	9.9	14	22.0	6	12.7	68
1997	15	21.3	23	34.8	1	2.5	3	4.6	16	25.2	10	11.6	68
1993	15	20.9	26	38.6	2	2.0	2	4.1	16	23.0	7	11.4	68
1989	15	21.3	25	38.8	3	3.3	2	4.7	15	23.2	7	8.8	67
1985	17	26.4	25	35.9	2	1.7	5	5.3	12	20.1	6	10.6	67
1981	17	28.5	21	30.1	1	2.1	0	0.0	14	18.6	14	20.7	67
1977	9	14.5	24	33.7	4	6.0	0	0.0	14	18.5	16	27.2	67
1973	1	1.4	20	44.9	13	7.5	0	0.0	9	11.5	24	34.7	67

Results

Ballymoney

North Antrim

67.6 24.7 7.7

		1st Pref	1st Pref %	Round 2	Round 3	Round 4	Round 5	Round 6	Round 7	Round 8	Round 9	Round 10	Round 11	Round 12
Finlay, John	DUP	1,075	13.0											
McGuigan, Philip	SF	941	11.4	941	942	958	1,011							
Blair, William	TUV	846	10.3	849	861	861	861	868	884	887	888	1,395		
Wilson, Darryl	UUP	754	9.1	755	776	777	777	813	838	854	854	871	953	966
McIlhagga, Jamise	TUV	632	7.7	634	635	636	637	644	664	666	666			
McKeown, Tom	UUP	621	7.5	624	655	656	658	724	745	765	767	802	905	913
Peacock, Leanne	SF	615	7.5	615	615	621	653	662	662	767	859	860	860	860
Stevenson, Ian	DUP	593	7.2	601	614	617	619	631	973	983	983	1,021	1,108	
Wallace, Jonathan	DUP	530	6.4	542	542	542	542	550						
McLean, Alan	DUP	528	6.4	540	552	555	556	572	685	690	691	733	822	869
Boyle, Harry	SDLP	334	4.0	334	337	428	500	569	569					
McFarland, Stephen	All	304	3.7	304	326	340	348							
O'Kane, Charley	Ind	196	2.4	196	199	207								
Mulholland, Angela	SDLP	149	1.8	149	150									
Simpson, James	Con	129	1.6	129										

Bann

East Londonderry

66.2 30.3 3.5

		1st Pref	1st Pref %	Round 2	Round 3	Round 4	Round 5	Round 6	Round 7	Round 8	Round 9	Round 10
King, William	UUP	1,127	16.7									
Loftus, Roisin	SDLP	1,058	15.6	981	985	1,023	1,030					
Knight-McQuillan, Michelle	DUP	1,025	15.2	1,166								
Archibald, Ciaran	SF	994	14.7	1,010	1,010	1,014	1,014	1,016				
Cole, Sam	DUP	892	13.2	1,063	1,128							
Holmes, Richard	UUP	880	13.0	1,140								
Collins, Elizabeth	TUV	550	8.1									
McConaghy, Charlie	All	235	3.5									

Benbradagh

East Londonderry

32.3 67.7 0.0

		1st Pref	1st Pref %	Round 2	Round 3	Round 4	Round 5	Round 6	Round 7	Round 8	Round 9	Round 10
McGlinchey, Sean	SF	1,460	24.7									
Douglas, Boyd	TUV	1,160	19.6									
Nicholl, Dermot	SF	833	14.1	905	931	932	959					
Scott, Edgar	DUP	750	12.7	751	752	916	916					
Beattie, Orla	SDLP	686	11.6	697	992							
McCaul, Tony	SF	632	10.7	982	1,038							
Coyle, Michael	SDLP	392	6.6	429								

Causeway

North Antrim/East Londonderry

67.3 9.4 23.3

		1st Pref	1st Pref %	Round 2	Round 3	Round 4	Round 5	Round 6	Round 7	Round 8	Round 9	Round 10
Campbell, Frank	DUP	910	12.3	915	945							
Hunter, Sandra	UUP	762	10.3	767	786	788	805	814	832	863	1,026	
Fitzpatrick, Barney	All	745	10.1	745	756	757	766	767	841	934		
Hickey, Maura	SDLP	699	9.4	699	699	699	708	709	733	802	813	727
Hillis, Norman	UUP	669	9.0	671	679	679	707	712	749	773	983	
Fielding, Mark	DUP	643	8.7	647	655	666	702	884	923	940		
McKillop, Sharon	TUV	616	8.3	721	773	774	831	835	846	866	896	923
Kennedy, Bill	DUP	497	6.7	504	522	524	533	593	602	614	666	723
McPherson, Robert	UUP	464	6.3	471	475	476	489	497	500	526		
Torrens, Alison	Ind	282	3.8	283	307	307	320	320	363			
Alexander, David	NI21	265	3.6	265	277	278	291	292				
Knott, Angela	DUP	260	3.5	263	264	264	280					
Parke, Adrian	UKIP	229	3.1	244	252	252						
Abernathy, Leanne	Ind	207	2.8	211								
Stirling, Thomas	TUV	161	2.2									

Coleraine

East Londonderry

68.1 16.8 15.1

		1st Pref	1st Pref %	Round 2	Round 3	Round 4	Round 5	Round 6	Round 7	Round 8	Round 9	Round 10
Watton, Russell	PUP	777	11.8	779	812	938						
Quigley, Stephanie	SDLP	721	11.0	734	745	755	758	1,016				
Duddy, George	DUP	710	10.8	712	728	752	813	815	1,041			
McCandless, William	UUP	641	9.8	654	674	698	756	758	772	774	838	848
Clarke, Trevor	DUP	627	9.6	629	645	664	727	728	783	848	878	881
Harding, David	UUP	539	8.2	546	557	571	634	637	661	662	747	760
Craig, Tracy	DUP	483	7.4	483	490	505	553	557	621	654	675	678
Boyle, Yvonne	All	408	6.2	450	460	474	482	520	527	527		
Fleming, Margaret	SF	383	5.8	384	387	389	389					
Fielding, Phyllis	DUP	360	5.5	363	368	384	409	410				
Collins, Tommy	TUV	327	5.0	328	360	378						
Ellis, Billy	Ind	284	4.3	288	300							
Ogilby, William	UKIP	187	2.9	200								
McCaw, Christopher	NI21	113	1.7									

Limavady

East Londonderry

61.4 36.7 1.9

		1st Pref	1st Pref %	Round 2	Round 3	Round 4	Round 5	Round 6	Round 7	Round 8	Round 9	Round 10
Robinson, Alan	DUP	1,451	26.4									
Chivers, Brenda	SF	797	14.5	797	798	844	844	844	1,178			
Mullan, Gerry	SDLP	576	10.5	583	591	778	783	821	1,014			
McCorkell, James	DUP	462	8.4	841	859	864	1,105					
Callan, Aaron	UUP	452	8.2	485	500	507	547	608	608	608	610	815
Kennedy, Raymond	UUP	394	7.2	409	416	418	446	521	521	522	528	682
Donaghy, Rory	SF	372	6.8	373	373	381	382	382				
Gordon, Howard	TUV	325	5.9	344	367	371	392	438	438	439	441	
Holmes, Jonathan	DUP	292	5.3	354	363	366						
Allen, Jason	SDLP	268	4.9	271	277							
Nicholl, Richard	UKIP	102	1.9	109								

The Glens

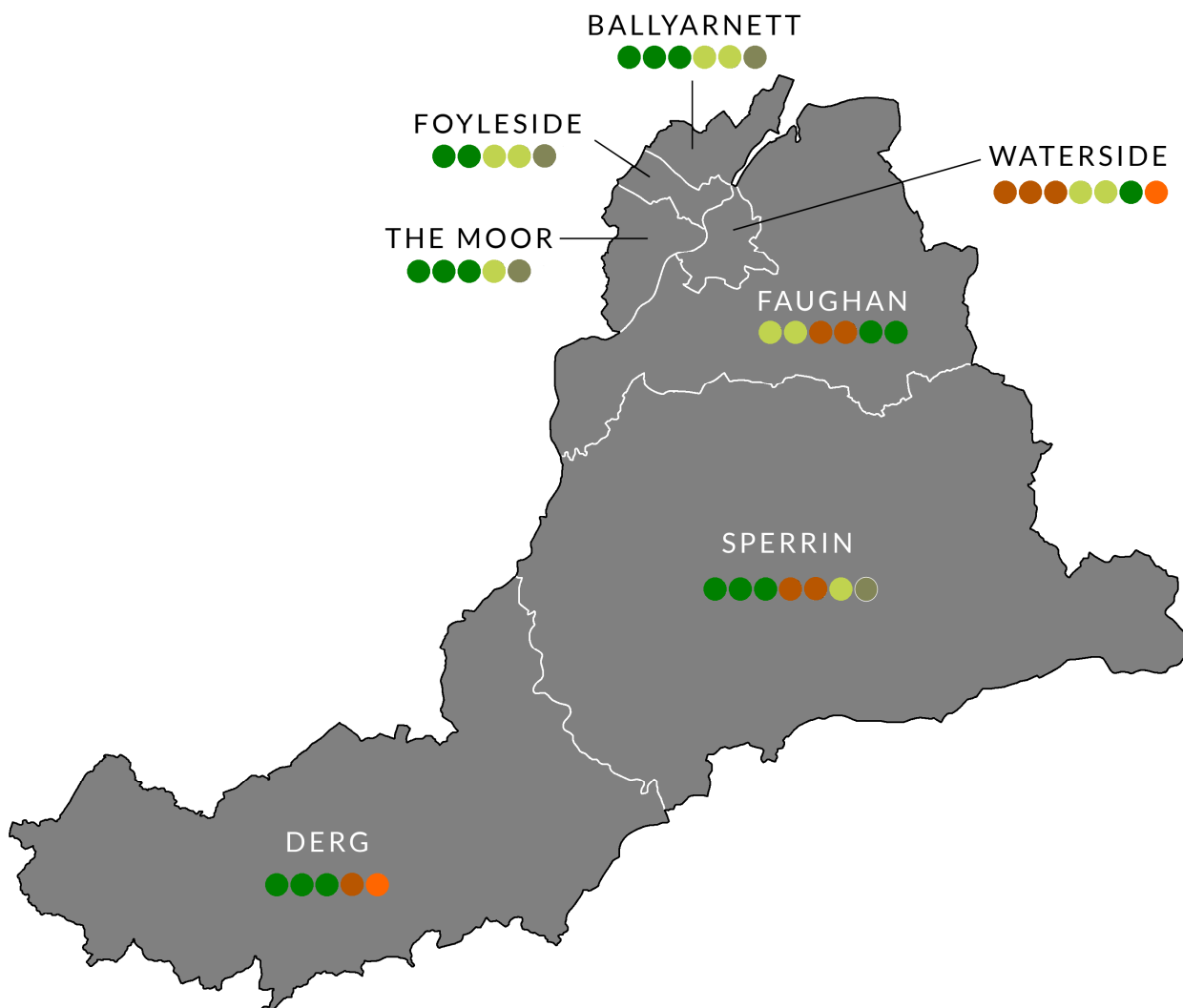
North Antrim

21.5 53.9 24.6

		1st Pref	1st Pref %	Round 2	Round 3	Round 4	Round 5	Round 6	Round 7	Round 8	Round 9	Round 10
McShane, Cara	SF	839	12.9	846	856	957	958	958	1,273			
McShane, Padraig	Ind	835	12.9	845	852	919	921	926	1,008			
Mulholland, Kieran	SF	745	11.5	747	773	780	782	782	864			
Thompson, Colum	SF	702	10.8	702	702	706	706	706	706			
Baird, Joan	UUP	675	10.4	700	813	842	1,268					
Lavery, Ambrose	Ind	627	9.7	654	664	798	824					
McKillop, Margaret	SDLP	555	8.6	563	616	831	841	866	1,064			
Cunningham, Donal	SDLP	513	7.9	534	580							
Robinson, Evelyne	DUP	494	7.6	497	589	592						
Quigg, Cyril	TUV	229	3.5	231								
McKeown, Joanne	SDLP	143	2.2	147								
Mayrs, Colin	All	130	2.0									

DERRY & STRABANE

No overall majority



	DUP		UUP		Other Unionist		Sinn Fein		SDLP		Others		
	seats	%votes	seats	%votes	seats	%votes	seats	%votes	seats	%votes	seats	%votes	
2014	8	15.4	2	7.6	0	1.5	16	36.1	10	25.6	4	14.3	40
2011	9	17.2	2	6.8	0	0.3	18	35.5	15	29.6	2	10.5	46
2005	8	17.9	3	7.3	0	0.1	18	35.4	16	33.6	1	5.6	46
2001	6	15.7	5	9.6	0	0.2	17	33.3	18	36.0	0	5.1	46
1997	7	13.2	6	13.5	1	2.4	12	29.4	19	37.1	1	4.4	46
1993	8	15.4	6	12.4	2	3.0	7	20.5	22	40.9	1	7.8	46
1989	7	15.4	6	13.3	3	6.0	7	17.8	18	39.9	4	7.5	45
1985	9	20.2	8	15.0	0	0.0	8	18.8	17	34.5	3	11.5	45
1981	9	20.8	7	17.3	0	0.0	0	0.0	18	26.9	8	35.0	42
1977	4	9.2	11	25.7	0	1.9	0	0.0	18	37.9	9	25.3	42
1973	0	0.0	6	37.7	10	0.0	0	0.0	14	30.4	12	31.9	42

Results

Ballyarnett

Foyle

0.0 84.7 15.3

		1st Pref	1st Pref %	Round 2	Round 3	Round 4	Round 5	Round 6	Round 7	Round 8	Round 9	Round 10
Duffy, Sandra	SF	1,163	15.1									
Dobbins, Angela	SDLP	1,155	15.0									
Hassan, Tony	SF	1,092	14.2									
Quigley, Dermot	Ind	1,037	13.5	1,069	1,070	1,073						
McCallion, Elisha	SF	985	12.8	992	1,044	1,046						
Tierney, Brian	SDLP	963	12.5	975	976	984						
Carr, Jimmy	SDLP	605	7.9	621	622	633						
O'Connor, Colm	SDLP	551	7.2	586	587	617						
McCloskey, Danny	All	139	1.8									

Derg

46.8 53.4 0.0

		1st Pref	1st Pref %	Round 2	Round 3	Round 4	Round 5	Round 6	Round 7	Round 8	Round 9	Round 10
Hussey, Derek	UUP	1,411	18.6									
McHugh, Ruairi	SF	1,102	14.5	1,102	1,136	1,138						
McGuire, Kieran	SF	1,072	14.1	1,072	1,148	1,149						
McHugh, Maoliosa	SF	1,055	13.9	1,055	1,101	1,101						
Kerrigan, Thomas	DUP	924	12.2	1,007	1,020	1,313						
Smyth, Sharon	DUP	693	9.1	713	714	935						
Oliver, Robert	TUV	521	6.9	551	557							
McIntyre, Jim	SDLP	416	5.5	418	631	642						
Ash, Marie	SDLP	410	5.4	413								

Faughan

Foyle/East Londonderry

46.8 53.4 0.0

		1st Pref	1st Pref %	Round 2	Round 3	Round 4	Round 5	Round 6	Round 7	Round 8	Round 9	Round 10
Middleton, Gary	DUP	1,077	17.0									
Devenney, Maurice	DUP	936	14.8	1,034	1,053	1,091						
Fleming, Paul	SF	895	14.2	898	898	914	1,195					
McKeegan, Ronnie	UUP	555	8.8	605	607	668	669	670	692	704	717	
Hughes, Paul	Ind	501	7.9	504	504	541	552	576	576	587		
McKeever, Jim	SDLP	493	7.8	496	496	564	591	651	655	914	985	
Hastings, Gus	SDLP	492	7.8	497	497	542	561	602	605	797	953	
Stevenson, Brenda	SDLP	490	7.8	491	491	522	533	548	550			
McCrossan, Michael	SF	358	5.7	358	358	365						
Hawthorne, David	All	336	5.3	345	345							
Cruikshank, Geoff	UKIP	185	2.9									

Foyleside

Foyle/East Londonderry

0.0 77.1 20.7

		1st Pref	1st Pref %	Round 2	Round 3	Round 4	Round 5	Round 6	Round 7	Round 8	Round 9	Round 10
Boyle, John	SDLP	1,132	17.8									
O'Reilly, Darren	Ind	1,091	17.1									
Cooper, Mickey	SF	801	12.6	843	848	1155						
McGinley, Eric	SF	791	12.4	817	819	1125						
Farrell, Rory	SDLP	743	11.7	804	809	828	842					
Cusack, Shauna	SDLP	740	11.6	842	894	944	976					
O'Hagan, Barney	SF	701	11.0	722	723							
Gillespie, Sha	PBPA	232	3.6									
Comer, Daniel	All	137	2.2									

Sperrin

East Londonderry/West Tyrone

17.5 56.5 16.5

		1st Pref	1st Pref %	Round 2	Round 3	Round 4	Round 5	Round 6	Round 7	Round 8	Round 9	Round 10
Bresland, Allan	DUP	1,179	11.7	1,179	1,443							
Carlin, Karina	SF	1,169	11.6	1,178	1,178	1,178	1,178	1,213	1,215	1,285		
Kelly, Dan	SF	1,015	10.1	1,022	1,022	1,022	1,023					
Gallagher, Paul	Ind	978	9.7	997	998	998	1,002	1,027	1,029	1,204	1,204	
Ward, Diarmuid	SF	970	9.6	976	976	976	977	999	1,002	1,023	1,023	
McMahon, Brian	SF	966	9.6	974	974	974	974	1,000	1,138	1,138		
Hamilton, Rhonda	DUP	965	9.6	965	1,233	1,408						
Kelly, Patsy	SDLP	816	8.1	872	893	894	923	1,279				
McMenamin, Eugene	Ind	690	6.8	699	718	719	747	819	827			
Jamieson, William	UUP	588	5.8	589								
Leonard, Patrick	SDLP	578	5.7	623	626	629	639					
Stewart, Liam	SDLP	185	1.8									

The Moor

Foyle

0.0 81.5 18.4

		1st Pref	1st Pref %	Round 2	Round 3	Round 4	Round 5	Round 6	Round 7	Round 8	Round 9	Round 10
Donnelly, Gary	Ind	1,154	16.8									
Campbell, Kevin	SF	1,104	16.1	1,112	1,149							
Logue, Patricia	SF	997	14.5	1,006	1,020	1,097	1,261					
Carr, Sean	SDLP	841	12.3	852	1,061	1,079	1,080					
Kelly, Colly	SF	775	11.3	780	789	1,314						
Doyle, Emmet	SDLP	676	9.9	689	943	961	962					
Friel, Liam	SF	654	9.5	664	665							
Henderson, Dermott	SDLP	542	7.9	556								
Mellon, Patrick	Ind	113	1.6									

Waterside

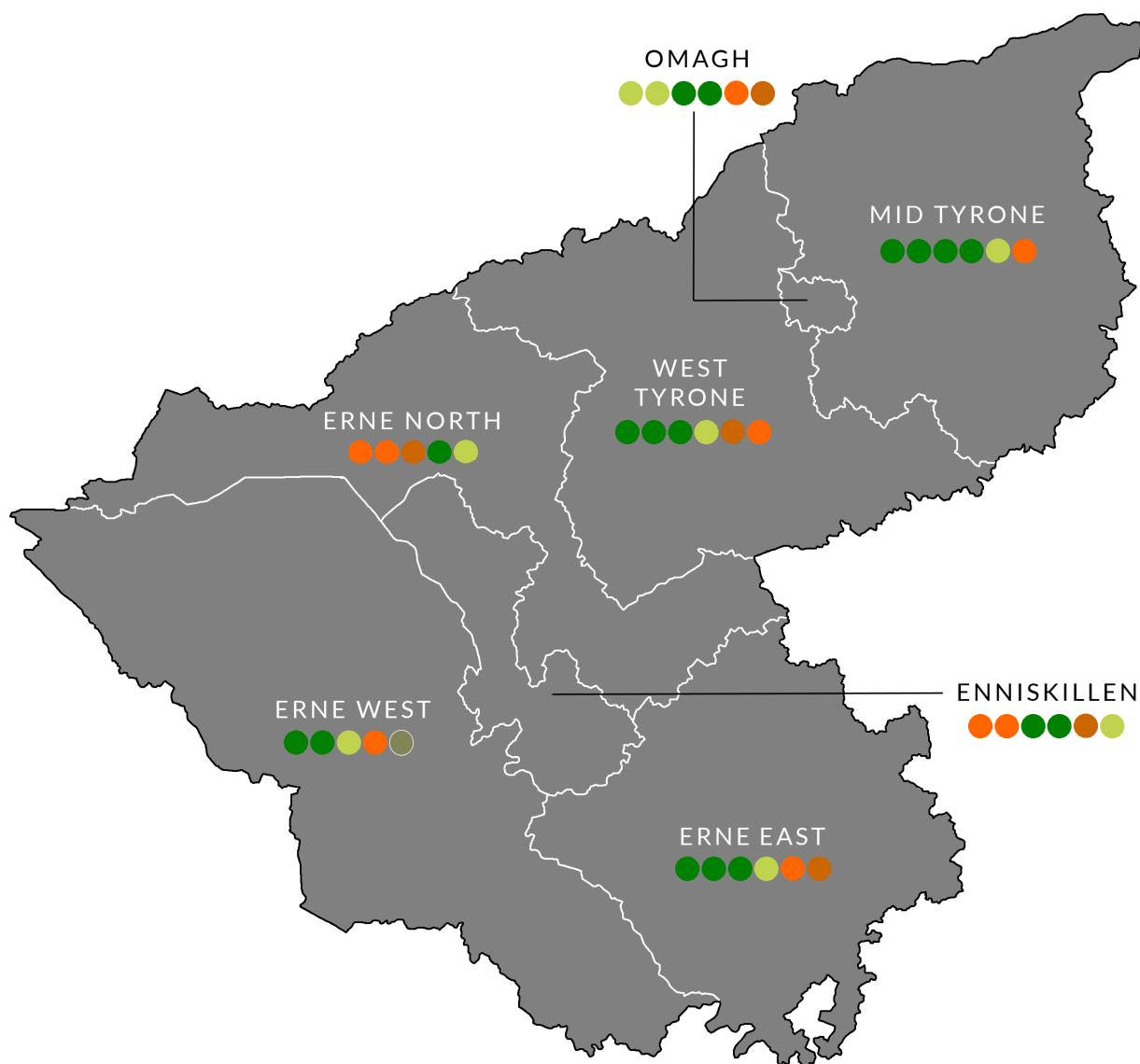
Foyle

45.5 41.6 3.9

		1st Pref	1st Pref %	Round 2	Round 3	Round 4	Round 5	Round 6	Round 7	Round 8	Round 9	Round 10	Round 11
Diver, Gerard	SDLP	1,080	12.2	1,121									
Jackson, Christopher	SF	1,063	12.0	1,075	1,075	1,084	1,086	1,086	1,089	1,092	1,092	1,571	
Hamilton, Mary	UUP	1,046	11.8	1,047	1,058	1,079	1,166						
Reilly, Martin	SDLP	884	10.0	899	900	1,014	1,020	1,021	1,035	1,044	1,046	1,106	
McClintock, Hilary	DUP	811	9.2	812	826	837	861	865	916	916	1,014	1,016	1,018
Meehan, Bridget	SF	656	7.4	662	663	673	674	674	677	678	679		
Thompson, Drew	DUP	607	6.9	607	613	620	642	645	729	729	762	763	
Ramsey, David	DUP	553	6.3	553	561	562	588	592	663	663	1,083	1,085	1,088
McMorris, Niree	DUP	528	6.0	528	530	531	557	563	594	595			
Kee, Julia	UUP	465	5.3	466	472	474	508	548	703	704	727	729	735
Thompson, Kyle	UKIP	287	3.2	287	450	456	514	518					
Gardiner, Nigel	PUP	274	3.1	277	285	288							
Kereviciene, Asta	All	241	2.7	245	246								
Malcolm, Dave	UKIP	224	2.5	225									
Carlin, Michael	Ind	113	1.3										

FERMANAGH & OMAGH

No overall majority



	DUP		UUP		Other Unionist		Sinn Féin		SDLP		Others		
	seats	%votes	seats	%votes	seats	%votes	seats	%votes	seats	%votes	seats	%votes	
2014	5	14.6	9	20.9	0	2.2	17	40.1	8	14.7	1	8.0	40
2011	7	16.9	9	20.0	0	0.6	19	40.9	6	12.9	2	8.8	44
2005	7	18.9	8	18.1	0	0.0	19	40.6	8	18.6	2	3.8	44
2001	4	12.7	10	24.0	0	0.3	17	36.7	10	20.2	3	6.1	44
1997	5	10.5	13	31.0	0	0.0	11	27.0	10	19.9	5	11.7	44
1993	5	12.1	14	31.1	0	0.0	9	20.2	10	21.5	6	15.1	44
1989	5	11.2	15	32.4	0	0.0	10	22.3	11	21.8	3	12.2	44
1985	6	15.5	12	26.2	0	0.0	14	27.8	9	17.2	3	13.3	44
1981	6	14.1	12	28.0	0	0.5	0	0.0	9	20.8	13	36.7	40
1977	0	0.0	14	32.3	3	8.7	0	0.0	13	26.9	10	32.0	40
1973	0	3.1	11	18.9	7	19.4	0	0.0	8	14.0	14	44.6	40

Results

Enniskillen

Fermanagh & South Tyrone

52.5 31.2 16.1

		1st Pref	1st Pref %	Round 2	Round 3	Round 4	Round 5	Round 6	Round 7	Round 8	Round 9	Round 10
Maguire, Tommy	SF	792	11.8	801	801	868	869	870	964			
Elliott, Keith	DUP	778	11.5	779	794	796	1,225					
Irvine, Robert	UUP	778	11.5	792	982							
Coyle, Debbie	SF	670	9.9	676	676	767	767	768	876	920		
Rogers, Patricia	SDLP	641	9.5	710	717	803	809	814	1,019			
Crawford, Donald	TUV	636	9.4	640	647	648	688	780	798	803		
O'Cofaigh, Donal	FAF	555	8.2	610	613	655	660	669				
Thornton, Howard	UUP	546	8.1	555	635	638	666	819	866	873		
Donaldson, Shirley	DUP	503	7.5	506	516	520						
Cox, Pat	Ind	313	4.6	320	322							
Johnston, Basil	UUP	306	4.5	319								
Gormley, Ann	All	148	2.2	148								
Speight, Laurence	Green	71	1.1	71								

Erne East

Fermanagh & South Tyrone

32.1 64.2 3.8

		1st Pref	1st Pref %	Round 2	Round 3	Round 4	Round 5	Round 6	Round 7	Round 8	Round 9	Round 10
Warrington, Victor	UUP	1,272	16.2									
Robinson, Paul	DUP	1,246	15.9									
O'Reilly, Thomas	SF	1,075	13.7	1,081	1,097	1,115						
McCaffrey, Brian	SF	1,041	13.3	1,041	1,046	1,049						
McPhillips, Richie	SDLP	1,015	12.9	1,123								
Green, Sheamus	SF	1,005	12.8	1,008	1,026	1,049						
Mulligan, Kate	SF	902	11.5	905	916	931						
Parkinson, Fred	UKIP	296	3.8									

Erne North

Fermanagh & South Tyrone

32.1 64.2 3.8

		1st Pref	1st Pref %	Round 2	Round 3	Round 4	Round 5	Round 6	Round 7	Round 8	Round 9	Round 10
Barton, Rosemary	UUP	1,289	20.5									
Farrell, Raymond	UUP	1,108	17.6									
Feely, John	SF	893	14.2	894	896	931	934	937				
Jones, Peter	SF	654	10.4	655	659	674	677	678				
Coyle, John	SDLP	628	10.0	630	633	972	1,011	1,102				
Mahon, David	DUP	600	9.5	690	940	941	1,326					
Elliott, Alex	TUV	455	7.2	548	570	573	573					
Blake, Paul	SDLP	414	6.6	419	420	420						
Fleming, James	DUP	249	4.0	295								

Erne West

Fermanagh & South Tyrone

29.5 53.2 17.3

		1st Pref	1st Pref %	Round 2	Round 3	Round 4	Round 5	Round 6	Round 7	Round 8	Round 9	Round 10
Baird, Alex	UUP	1,619	23.4									
Swift, Bernice	Ind	1,195	17.3									
Doherty, Berry	SF	985	14.2	987	993	1,567						
Gallagher, Brendan	SDLP	962	13.9	1,014	1,025	1,091	1,120	1,200				
Feely, Anthony	SF	946	13.7	947	956	1,083	1,466					
Maguire, Leanne	SF	791	11.4	792	798	798						
Campbell, Jeremy	DUP	425	6.1	831	831	831	832	835				

Mid Tyrone

West Tyrone

29.5 53.2 17.3

		1st Pref	1st Pref %	Round 2	Round 3	Round 4	Round 5	Round 6	Round 7	Round 8	Round 9	Round 10
Wilson, Bert	UUP	1,262	17.1									
Clarke, Sean	SF	1,222	16.6									
Fitzgerald, Anne	SF	1,115	15.1									
Donnelly, Sean	SF	989	13.4	989	1,067							
McNally, Barry	SF	893	12.1	893	966	1,012	1,044	1,070				
Chittick, Charlie	DUP	629	8.5	812	812	812	863	867				
Shields, Rosemarie	SDLP	539	7.3	543	545	549	643	1,030				
McGrath, Bernard	SDLP	400	5.4	402	411	416	493	493				
McClellan, Ciaran	Green	198	2.7	204	206	209	209					
Bullick, Andrew	All	122	1.7	130	132	132	132					

Omagh

West Tyrone

31.5 60.8 7.7

		1st Pref	1st Pref %	Round 2	Round 3	Round 4	Round 5	Round 6	Round 7	Round 8	Round 9	Round 10
Deehan, Josephine	SDLP	946	15.9									
McAnespy, Sorcha	SF	932	15.7									
McColgan, Marty	SF	742	12.5	758	764	777	819	819				
Smyth, Chris	UUP	681	11.5	685	686	753	753	852				
Thompson, Errol	DUP	644	10.8	644	645	665	665	1,095				
Kelly, Catherine	SF	556	9.4	565	572	592	623	625				
Crawford, Adele	DUP	545	9.2	545	546	576	576					
Donnelly, Joanne	SDLP	435	7.3	453	520	702	709	732				
Bullick, Eric	All	376	6.3	396	404							
McAleer, Gabrielle	Ind	84	1.4									

West Tyrone

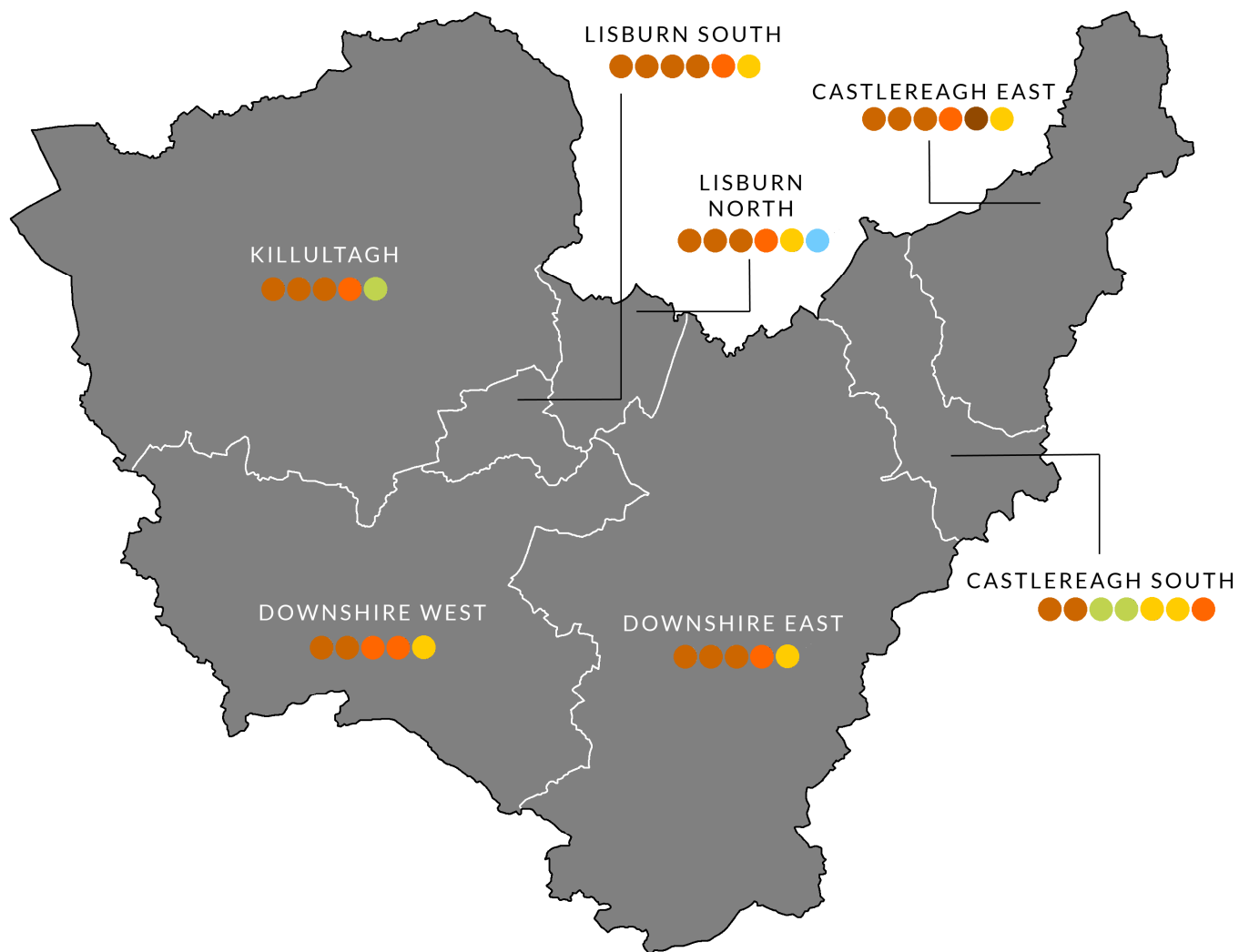
West Tyrone

36.9 59.9 3.2

		1st Pref	1st Pref %	Round 2	Round 3	Round 4	Round 5	Round 6	Round 7	Round 8	Round 9	Round 10
Campbell, Glenn	SF	1,595	21.4									
Rainey, Allan	UUP	1,297	17.4									
Donnelly, Frankie	SF	1,038	13.9	1,448								
Buchanan, Mark	DUP	916	12.3	916	917	1,034	1,071					
Garrity, Mary	SDLP	784	10.5	808	839	841	917	1,216				
McCann, Stephen	SF	650	8.7	715	1,037	1,037	1,052	1,069				
Thompson, Elaine	DUP	540	7.2	540	540	626	662	663				
Lynch, Cathal	SDLP	400	5.4	408	419	422	462					
Donnelly, Stephen	All	173	2.3	181	190	196						
White, Susan	Ind	67	0.9	67	67	72						

LISBURN & CASTLEREAGH

No overall majority



	DUP		UUP		Other Unionist		Sinn Fein		SDLP		Others		
	seats	%votes	seats	%votes	seats	%votes	seats	%votes	seats	%votes	seats	%votes	
2014	20	40.4	8	16.0	1	7.4	0	4.7	3	8.0	8	24.5	40
2011	25	41.6	8	14.6	0	1.3	5	13.9	5	9.6	6	19.0	53
2005	26	42.7	11	20.7	0	0.8	4	10.9	5	10.2	7	14.8	53
2001	15	27.8	18	30.0	3	2.1	4	10.4	5	9.7	8	20.0	53
1997	12	25.4	18	30.0	7	9.7	4	8.3	4	6.7	8	19.9	53
1993	12	26.4	22	32.7	5	8.0	3	5.8	3	4.9	8	22.2	53
1989	14	28.0	21	41.3	2	2.3	2	4.8	2	5.0	7	18.6	48
1985	18	38.6	21	37.2	0	0.7	2	3.4	2	4.7	6	15.5	49
1981	19	47.2	13	31.5	1	2.5	0	0.0	2	3.6	7	15.3	42
1977	10	23.3	15	27.0	4	15.0	0	0.0	2	3.4	11	31.3	42
1973	4	9.0	22	43.6	6	18.6	0	0.0	1	2.8	9	26.0	42

Results

Castlereagh East

Belfast East/Strangford

31.5 60.8 7.7

		1st Pref	1st Pref %	Round 2	Round 3	Round 4	Round 5	Round 6	Round 7	Round 8	Round 9	Round 10
Jeffers, Tommy	DUP	881	13.4	886	897	903	978					
Drysdale, David	DUP	823	12.5	834	849	858	923	961				
Skillen, Sharon	DUP	787	11.9	792	798	801	855	891				
Spratt, Lynda	DUP	700	10.6	717	724	726	737	797				
Girvin, Andrew	TUV	683	10.4	702	711	716	853	897				
Legge, Hazel	UUP	580	8.8	608	632	645	733	837				
Morrow, Tim	All	521	7.9	537	566	836	852	1,065				
Giles, Izzy	PUP	492	7.5	496	506	516						
Gregg, Martin	Green	442	6.7	450	492	537	579					
Donnan, Stephen	All	301	4.6	306	369							
Devenney, Mark	NI21	241	3.7	247								
Campbell, Robert	Ind	75	1.1									
Wilson, Sandra	Ind	61	0.9									

Castlereagh South

Belfast South/Strangford

39.6 32.6 27.8

		1st Pref	1st Pref %	Round 2	Round 3	Round 4	Round 5	Round 6	Round 7	Round 8	Round 9	Round 10
Rice, Geraldine	All	1,221	15.0									
Gallen, John	SDLP	964	11.9	967	982	1,015						
Anderson, Nathan	DUP	942	11.6	943	945	958	1,028					
Henderson, Michael	UUP	902	11.1	904	913	969	995					
Hanvey, Brian	SDLP	876	10.8	876	893	915	916	924				
Toman, Nuala	SF	803	9.9	803	810	823	824	824				
Kamble, Vasundhara	All	669	8.2	671	811	948	952	974				
Douglas, Wallace	TUV	520	6.4	521	524	538	545					
Mallon, Ben	DUP	499	6.1	499	500	514	758	926				
Nelson, Vikki	DUP	359	4.4	360	362	366						
McCord, Elizabeth	NI21	290	3.6	346	353							
Murray, Adam	NI21	69	0.9									

Downshire East

Lagan Valley

73.5 0.0 26.4

		1st Pref	1st Pref %	Round 2	Round 3	Round 4	Round 5	Round 6	Round 7	Round 8	Round 9	Round 10
Poots, Luke	DUP	1,245	20.8									
Mackin, Uel	DUP	734	12.2	778	798	807	1,085					
Baird, James	UUP	734	12.2	749	788	799	824	825	829	1,156	1,156	
McIntyre, Aaron	All	691	11.5	693	712	747	753	754	779	805	867	881
Gray, Janet	DUP	480	8.0	594	611	617	709	758	825	1,075	1,075	
Swan, Alex	UUP	432	7.2	443	451	462	483	485				
Dobson, Christina	NI21	426	7.1	431	450	646	654	655	674	722	810	860
Mateer, Tom	TUV	413	6.9	419	467	470	484	486	517			
Young, Roy	DUP	371	6.2	413	427	428						
Wilson, Glenn	NI21	271	4.5	274	279							
Lindsay, Peter	UKIP	199	3.3	202								

Downshire West

Lagan Valley

67.7 4.0 28.3

		1st Pref	1st Pref %	Round 2	Round 3	Round 4	Round 5	Round 6	Round 7	Round 8	Round 9	Round 10
Dillon, Jim	UUP	912	15.8	914	921	936	975					
Ewart, Allan	DUP	880	15.2	883	883	886	914	915	1,049			
Palmer, John	DUP	768	13.3	771	773	775	808	809	972			
Redpath, Alexander	UUP	671	11.6	678	687	687	706	711	739	805	860	1,080
Gawith, Owen	All	493	8.5	535	554	701	717	717	721	722	905	919
Johnston, Neil	Con	376	6.5	383	392	400	432	433	435	435	475	551
Preen, Colin	DUP	347	6.0	348	349	349	354	354				
Miller, Jonny	TUV	335	5.8	338	339	340	418	419	432	449	462	
McBride, Rebecca	UKIP	286	5.0	290	291	297						
French, Dee	SDLP	231	4.0	237	240							
Duncan, Roger	NI21	206	3.6	221	320	347	362	363	366	368		
McNickle, Neil	NI21	148	2.6	158								
Robinson, Luke	Green	119	2.1									

Killultagh

South Antrim/Lagan Valley

63.0 23.7 13.3

		1st Pref	1st Pref %	Round 2	Round 3	Round 4	Round 5	Round 6	Round 7	Round 8	Round 9	Round 10
Beckett, Thomas	DUP	1,216	18.8									
Butler, Robbie	UUP	1,180	18.3									
Tinsley, James	DUP	864	13.4	897	930	966	1,018					
Quinn, Mary	SF	836	12.9	854	854	871	901					
Leathem, William	DUP	809	12.5	897	937	981	1,041					
Catney, Patrick	SDLP	698	10.8	700	703	775	1,073					
McCrea, Jonnie	All	455	7.0	459	467	655						
Honeyford, David	NI21	399	6.2	402	415							

Lisburn North

Lagan Valley

60.6 14.5 24.9

		1st Pref	1st Pref %	Round 2	Round 3	Round 4	Round 5	Round 6	Round 7	Round 8	Round 9	Round 10
Bloomfield, Brian	UUP	1,026	15.5									
Tolerton, Margaret	DUP	735	11.1	735	743	779	785	823	828	887	890	
Martin, Stephen	All	711	10.7	720	729	732	755	761	969			
Carson, Scott	DUP	684	10.3	685	703	749	757	831	833	939	946	
Palmer, Jenny	DUP	534	8.1	534	541	554	557	599	605	671	672	
Craig, Yvonne	DUP	526	8.0	527	536	554	558	597	598	664	669	
McGeough, Jacqui	SF	493	7.5	493	493	493	498	498	627	630		
Turtle, Nicola	SDLP	466	7.0	469	470	470	483	484				
Love, Alan	UKIP	339	5.1	341	346	378	380	500	511			
McCarthy, Johnny	NI21	329	5.0	340	344	349	517	498	627	630		
McCall, John	TUV	300	4.5	301	310	348	354					
McCord, Colin	NI21	237	3.6	241	243	243						
Brennan, Matt	PUP	203	3.1	203	208							
Orr, Jonny	Ind	33	0.5									

Lisburn South

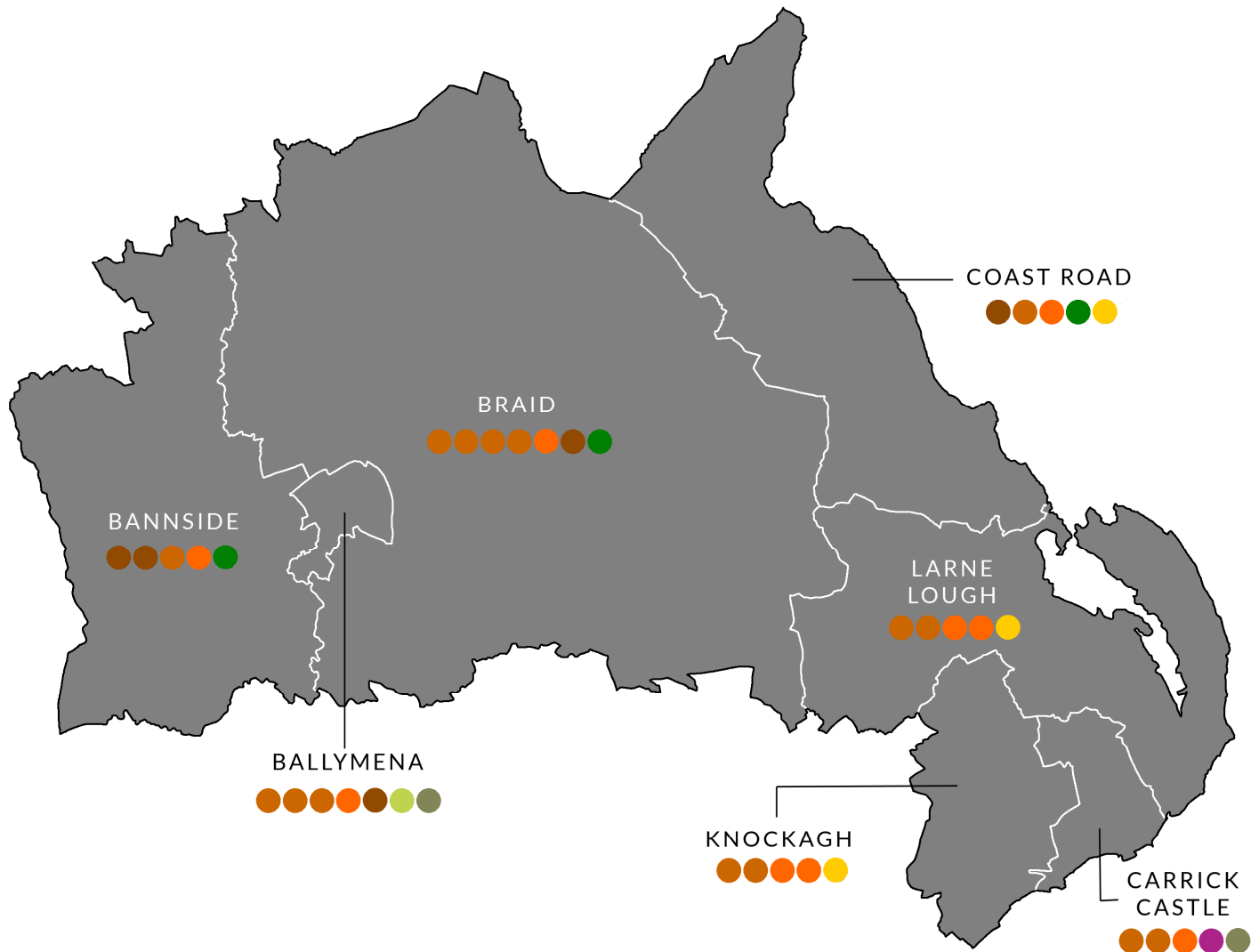
Lagan Valley

75.1 6.8 18.0

		1st Pref	1st Pref %	Round 2	Round 3	Round 4	Round 5	Round 6	Round 7	Round 8	Round 9	Round 10
Mitchell, Tim	UUP	874	14.0	890								
Givan, Alan	DUP	813	13.1	818	831	918						
Porter, Paul	DUP	768	12.3	782	794	882	982					
Ewing, Andrew	DUP	696	11.2	699	703	764	1,089					
Walker, Rhoda	DUP	565	9.1	570	578	661	737	925				
Carlisle, Alan	DUP	494	7.9	497	504	561						
Moore, Andrew	TUV	469	7.5	475	480							
Cairns, David	NI21	442	7.1	553	642	680	695	698	711	735		
Grehan, Amanda	All	430	6.9	481	719	727	744	750	755	765		
Quinn, Conor	SDLP	423	6.8	488								
McMurray, James	Green	138	2.2									
Doran, Andrew	NI21	115	1.8									

MID AND EAST ANTRIM

No overall majority



	DUP		UUP		Other Unionist		Sinn Fein		SDLP		Others		
	seats	%votes	seats	%votes	seats	%votes	seats	%votes	seats	%votes	seats	%votes	
2014	16	33.0	9	18.8	5	18.0	3	6.8	1	4.1	6	19.7	40
2011	24	42.0	11	16.8	3	8.9	3	5.9	3	5.8	12	20.7	56
2005	27	47.5	13	21.7	0	0.4	1	4.7	5	7.3	10	18.3	56
2001	22	37.6	15	26.9	1	1.6	0	1.5	6	10.5	12	21.9	56
1997	14	29.8	21	33.7	3	6.0	0	0.0	4	10.1	14	20.4	56
1993	15	27.5	22	36.6	2	3.5	0	0.0	2	6.3	15	26.2	56
1989	19	33.9	18	33.3	3	5.4	0	0.0	1	4.6	12	22.8	53
1985	24	44.7	19	32.2	1	2.2	0	0.0	1	3.2	8	17.6	53
1981	26	46.0	12	26.6	3	7.3	0	0.0	0	0.0	10	20.0	51
1977	17	29.0	11	18.9	7	18.0	0	0.0	1	0.0	15	34.0	51
1973	5	11.6	15	26.3	15	25.7	0	0.0	2	1.1	16	35.3	53

Results

Ballymena

North Antrim

52.2 21.4 26.4

		1st Pref	1st Pref %	Round 2	Round 3	Round 4	Round 5	Round 6	Round 7	Round 8	Round 9	Round 10	Round 11
Henry, James	Ind	1,042	15.8										
Anderson, Donna	TUV	738	11.2	755	798	804	804	804	813	814	1,118		
O'Loan, Declan	SDLP	635	9.7	649	656	672	906						
Wales, Audrey	DUP	598	9.1	633	658	683	684	685	883				
Carson, John	DUP	582	8.9	599	625	633	633	634	684	730	761	859	
Maguire, Marian	SF	477	7.3	479	479	484	516	548	548	548	548	548	605
Glover, Reuben	DUP	427	6.5	440	461	470	470	471	532	544	565	628	647
Nicholl, Stephen	UUP	381	5.8	418	435	477	480	481	497	498	535	617	729
Armstrong, Matthew	TUV	377	5.7	389	400	405	405	804	813	814	1,118		
McCartney, David	DUP	332	5.0	346	356	362	362	362					
Dunlop, Jayne	All	310	4.7	328	334	410	423	472	473	473	478	482	
Reid, Eugene	SDLP	289	4.4	293	294	297							
Marshall, Richard	NI21	211	3.2	226	236								
Quigley, Rodney	Ind	176	2.7	197									

Bannside

North Antrim

80.9 13.2 5.8

		1st Pref	1st Pref %	Round 2	Round 3	Round 4	Round 5	Round 6	Round 7	Round 8	Round 9	Round 10
Gaston, Timothy	TUV	1,212	15.5									
Hardy, Patrice	SF	1,035	13.2	1,123								
McDonald, Stewart	TUV	951	12.2	975	1,041	1,055	1,057	1,059	1,106			
McNeilly, William	UUP	867	11.1	944	948	967	968	971	1,057			
Nicholl, Tommy	DUP	777	9.9	790	793	1,206						
Gordon, Thomas	DUP	673	8.6	694	702	741	752	752				
Wright, Andrew	UUP	668	8.5	720	725	747	750	752	792			
Henry, Billy	DUP	601	7.7	614	618	691	758	758	1,270			
Moffatt, Phil	DUP	582	7.4	593	598							
Burnside, Philip	All	450	5.8									

Braid

East Antrim/North Antrim

82.5 14.1 3.4

		1st Pref	1st Pref %	Round 2	Round 3	Round 4	Round 5	Round 6	Round 7	Round 8	Round 9	Round 10
Cherry, Robin	UUP	961	10.9	1,009	1,027	1,028	1,057	1,090	1,161			
McCaughey, William	DUP	932	10.6	955	1,038	1,112						
Collins, Brian	TUV	912	10.3	939	945	945	954					
Adger, Beth	DUP	891	10.1	934	990	1,012	1,022	1,058	1,152			
Clyde, Beth	DUP	865	9.8	890	1,210							
Hanna, Samuel	DUP	800	9.1	808	845	852	863	881	923	936	978	
Maguire, Paul	SF	722	8.2	736	737	737	1,044	1,045	1,045	1,045	1,045	
McPeake, Roy	TUV	597	6.8	632	645	645	649					
Wales, Chris	DUP	569	6.5	590								
Thompson, Brian	UUP	559	6.3	618	666	668	692	745	848	890	898	
O'Hara, Catherine	SDLP	524	5.9	606	608	609						
Donnelly, Danny	All	299	3.4									
Parkhill, William	PUP	183	2.1									

Carrick Castle

East Antrim

53.4 0.0 46.6

		1st Pref	1st Pref %	Round 2	Round 3	Round 4	Round 5	Round 6	Round 7	Round 8	Round 9	Round 10
Stewart, John	UUP	939	16.1	967	1,010							
Brown, Charles	Ind	882	15.1	919	936	938	960	998				
Ashe, Billy	DUP	749	12.9	769	791	795	801	877	1,053			
Jordan, Noel	UKIP	749	12.9	783	857	867	875	984				
Norris, Gavin	All	504	8.7	504	523	526	528	837	853	868	869	873
Johnston, Cheryl	DUP	439	7.5	439	460	494	502	507	564	793	873	881
Cobain, Fred	DUP	398	6.8	405	416	419	420	464				
Aceves-Cully, Elena	All	342	5.9	362	363	363						
Knox, William	TUV	338	5.8	347	385	395	399					
Cooke, Jonathan	PUP	248	4.3	261								
Wady, Nick	Ind	131	2.2									
Cameron, John	Ind	105	1.8									

Coast Road

East Antrim

58.2 21.7 20.1

		1st Pref	1st Pref %	Round 2	Round 3	Round 4	Round 5	Round 6	Round 7	Round 8	Round 9	Round 10
Morrow, Maureen	UUP	946	17.6									
McKeown, James	SF	756	14.0	756	756	761	785	930				
Lyons, Gordon	DUP	660	12.3	670	677	692	723	731	733	736	1,133	
Mulvenna, Gerardine	All	590	11.0	598	600	636	702	911				
Wilson, Ruth	TUV	575	10.7	584	592	614	652	660	661	663	718	874
Niblock, Drew	DUP	484	9.0	494	499	504	537	545	551	553		
Hodge, Jonathan	PUP	464	8.6	466	473	477	524	537	554	558	610	688
Wilson, Martin	SDLP	416	7.7	417	417	425	486					
O'Connor, Danny	Ind	188	3.5	189	189	207						
Anderson, John	Ind	133	2.5	134	134							
Bell, Robert	BNP	101	1.9	102	140	153						
Moore, Steven	BNP	73	1.4	73								

Knockagh

East Antrim

80.3 0.0 19.7

		1st Pref	1st Pref %	Round 2	Round 3	Round 4	Round 5	Round 6	Round 7	Round 8	Round 9	Round 10
Wilson, Andrew	UUP	912	16.2	927	939							
Beattie, May	DUP	854	15.2	858	881	966						
Millar, Lindsay	UUP	581	10.3	592	622	629	631	632	726	755	852	
McFaul, Ken	TUV	557	9.9	561	578	588	589	589	722	734	790	
Sinclair, Paul	All	479	8.5	492	511	515	516	516	520	877	892	
Stewart, Robert	DUP	477	8.5	488	495	530	536	536	577	590		
Williams, Noel	All	417	7.4	429	436	436	436	436	440			
McClurg, Lynn	DUP	360	6.4	362	371	530	548	548	605	614	938	
Harrison-Rice, Robert	DUP	313	5.6	318	323							
Cole, Gareth	PUP	301	5.4	305	424	434	435	436				
McCaw, Jim	PUP	156	2.8	156								
Broad, Gary	Con	107	1.9	113								
Patterson, Barry	Ind	104	1.9									

Larne Lough

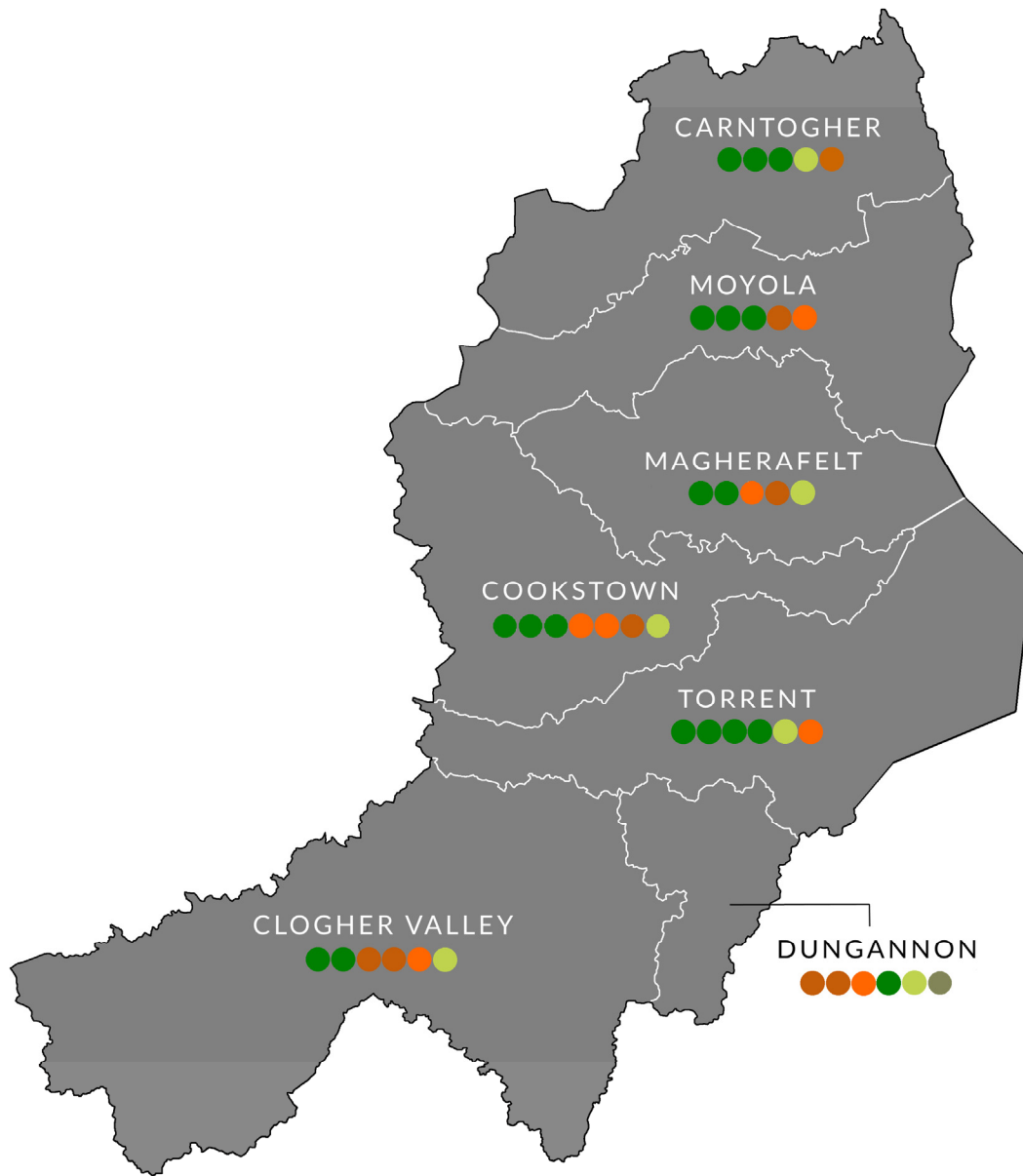
East Antrim

72.1 2.3 25.6

		1st Pref	1st Pref %	Round 2	Round 3	Round 4	Round 5	Round 6	Round 7	Round 8	Round 9	Round 10
McKeen, Gregg	DUP	966	17.0									
McKinty, Mark	UUP	927	16.3	928	966							
Wilson, Andrew	UUP	836	14.7	836	855	879	882	961				
Johnston, Kenneth	TUV	606	10.7	606	615	621	621	658	679			
Logan, Robert	All	583	10.3	619	622	903	903					
Jones, Jeremy	NI21	572	10.1	583	586	611	611					
Reid, Paul	DUP	457	8.0	457	700	710	715	774	806			
Scott, Matthew	DUP	307	5.4	307								
Lynch, Michael	All	303	5.3	366	372							
Waide, Sean	SF	128	2.3									

MID ULSTER

No overall majority



	DUP		UUP		Other Unionist		Sinn Fein		SDLP		Others		
	seats	%votes	seats	%votes	seats	%votes	seats	%votes	seats	%votes	seats	%votes	
2014	8	17.6	7	17.4	0	4.3	18	41.0	6	13.8	1	5.9	40
2011	12	19.0	9	15.3	0	4.4	23	40.4	9	15.7	1	5.3	54
2005	12	22.0	9	14.8	0	0.0	22	39.7	18.3	18.3	0	5.2	54
2001	9	18.8	11	18.3	0	0.0	11	37.9	21	19.8	2	5.2	54
1997	8	18.5	15	23.3	1	1.6	15	31.5	13	21.6	2	3.5	54
1993	10	17.6	16	26.7	1	1.4	11	22.9	14	27.1	2	4.4	54
1989	11	19.3	15	28.2	1	1.3	8	20.2	14	23.8	4	7.2	53
1985	12	21.9	14	25.1	1	0.8	12	24.6	12	21.8	2	5.7	53
1981	10	21.6	14	22.4	2	5.1	0	0.0	13	25.2	11	25.7	50
1977	6	9.3	16	28.6	4	7.0	0	0.0	16	27.8	8	27.2	50
1973	0	0.0	22	40.2	4	10.1	0	0.0	15	24.0	9	25.7	50

Results

Carntogher

Mid Ulster

24.2 75.8 0.0

		1st Pref	1st Pref %	Round 2	Round 3	Round 4	Round 5	Round 6	Round 7	Round 8	Round 9	Round 10
McPeake, Sean	SF	1,246	16.6	1,246	1,247	1,248	1,256					
McEldowney, Kate	SF	1,200	16.0	1,200	1,201	1,202	1,218					
Kearney, Martin	SDLP	1,116	14.8	1,121	1,212	1,399						
McGuigan, Brian	SF	1,073	14.3	1,073	1,074	1,076	1,079					
McFalone, Gabhan	SF	1,060	14.1	1,060	1,061	1,061	1,064					
Shiels, James	DUP	675	9.0	927	1,514							
Crawford, Jackie	UUP	652	8.7	869								
Stewart, Noel	TUV	498	6.6	498								

Clogher Valley

Fermanagh & South Tyrone/Mid Ulster

53.5 46.5 0.0

		1st Pref	1st Pref %	Round 2	Round 3	Round 4	Round 5	Round 6	Round 7	Round 8	Round 9	Round 10
Burton, Frances	DUP	1,584	18.6									
Gildernew, Phelim	SF	1,528	17.9									
McGuigan, Sean	SF	1,290	15.1									
McAler, Sharon	SDLP	1,151	13.5	1,153	1,453							
Mulligan, Robert	UUP	1,116	13.1	1,164	1,167							
Somerville, Neil	UUP	1,022	12.0	1,052	1,053							
Robinson, Wills	DUP	837	9.8	1,117	1,119							

Cookstown

Mid Ulster

44.8 51.7 3.5

		1st Pref	1st Pref %	Round 2	Round 3	Round 4	Round 5	Round 6	Round 7	Round 8	Round 9	Round 10
Wilson, Trevor	UUP	1,319	15.1									
McNamee, John	SF	1,254	14.4									
Mallaghan, Cathal	SF	1,181	13.5									
Bell, Gavin	SF	996	11.4	1,308								
Glasgow, Mark	UUP	817	9.4	818	919	919	920	932	981	989	1,033	
Quinn, Tony	SDLP	803	9.2	824	831	861	957	1,007	1,015	1,240		
Buchanan, Wilbert	DUP	717	8.2	717	735	735	735	740	775	776	1,091	
Millar, Walter	TUV	636	7.3	636	671	671	673	676	734	739	814	
Lees, Maureen	DUP	415	4.8	415	433	433	433	436	465	468		
Cleary-McGuffin, Maria	SDLP	276	3.2	284	284	307	323	343	350			
Day, Alan	UKIP	195	2.2	195	198	198	200	205				
McDonald, Mickey	All	117	1.3	119	120	123	129					

Dungannon

Fermanagh & South Tyrone/Mid Ulster

47.8 29.4 22.8

		1st Pref	1st Pref %	Round 2	Round 3	Round 4	Round 5	Round 6	Round 7	Round 8	Round 9	Round 10
Monteith, Barry	Ind	1,458	19.7									
Cuddy, Walter	UUP	1,083	14.6									
Molloy, Dominic	SF	1,045	14.1	1,224								
Ashton, Kim	DUP	848	11.5	849	850	860	1,029	1,289				
Cuthbertson, Clement	DUP	693	9.4	696	697	704	821	1,017				
Mullen, Denise	SDLP	677	9.1	780	824	934	958	968				
Loughrin, Kenny	TUV	486	6.6	487	498	502	579					
Varsani, Dee	SF	457	6.2	550	653	673	673	674				
Duff, Winston	UUP	421	5.7	422	423	461						
Su, Hannah	All	233	3.1	252	257							

Magherafelt

Fermanagh & South Tyrone/Mid Ulster

46.7 45.2 8.1

		1st Pref	1st Pref %	Round 2	Round 3	Round 4	Round 5	Round 6	Round 7	Round 8	Round 9	Round 10
McLean, Paul	DUP	1,106	15.8	1,135	1,144	1,163	1,167					
Clarke, Sean	SF	1,095	15.7	1,095	1,101	1,132	1,147					
Totten, Darren	SF	975	14.0	976	1,008	1,041	1,110					
Shiels, George	UUP	785	11.2	803	809	834	841					
Ferguson, Gareth	TUV	750	10.7	786	791	806	808					
McFlynn, Christine	SDLP	719	10.3	724	756	822	1,116					
Mitchell, Ross	DUP	627	9.0	635	635	641	642					
Niblock, Ben	SDLP	362	5.2	364	391	436	436					
McCloy, Hugh	Ind	231	3.3	240	310	310						
Kelly, Michael	Ind	215	3.1	220	220							
Kelly, Robert	Ind	118	1.7									

Moyola

Mid Ulster

35.4 64.6 0.0

		1st Pref	1st Pref %	Round 2	Round 3	Round 4	Round 5	Round 6	Round 7	Round 8	Round 9	Round 10
O'Neill, Caoimhe	SF	1,431	19.3									
Forde, Anne	DUP	1,370	18.5									
Elattar, Catherine	SF	1,256	17.0									
McKinney, Derek	UUP	1,255	16.9									
Bateson, Peter	SF	1,089	14.7	1,274								
Kelly, Austin	SDLP	1,004	13.6	1,015								

Torrent

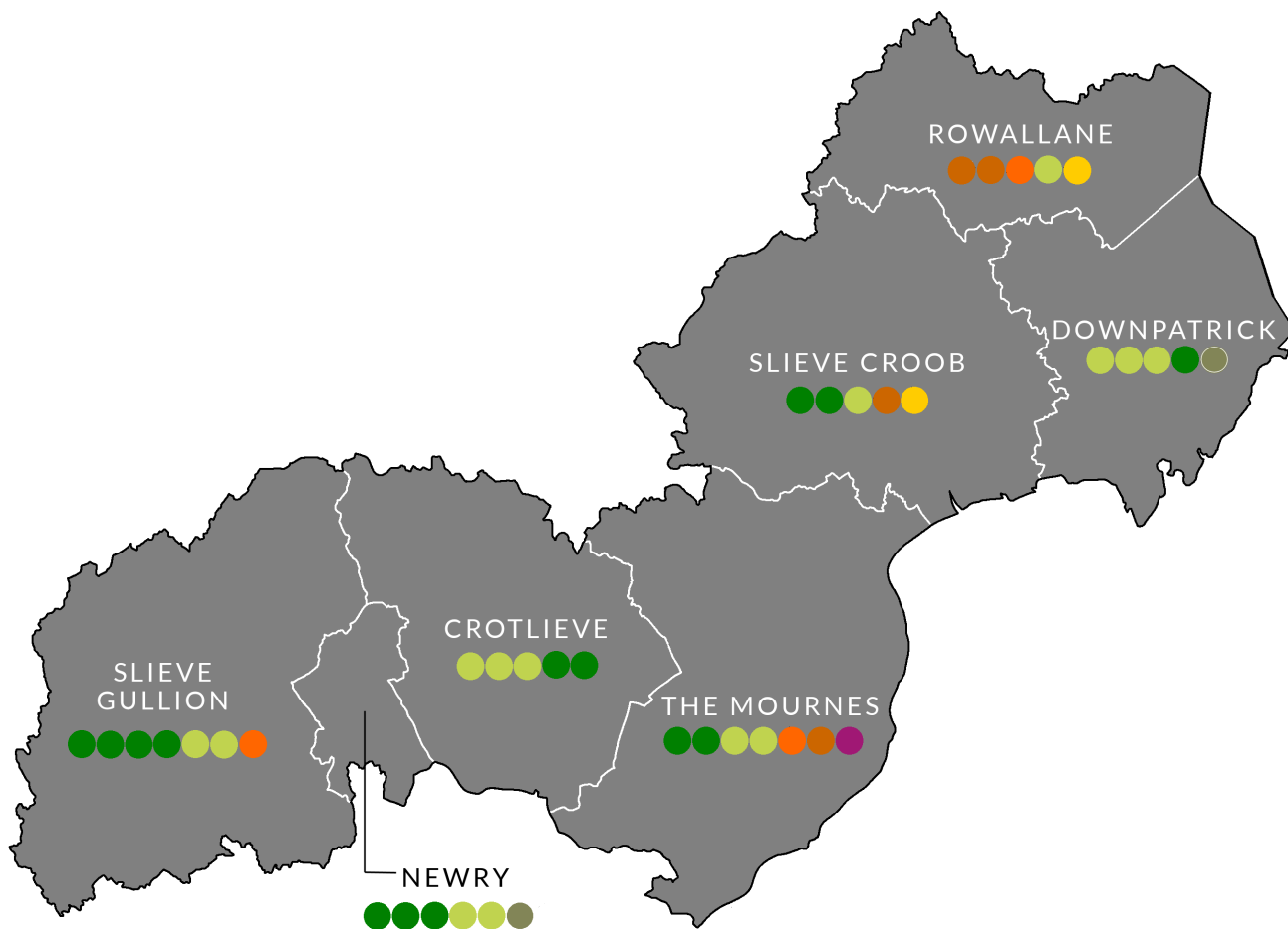
Mid Ulster

23.7 68.0 8.1

		1st Pref	1st Pref %	Round 2	Round 3	Round 4	Round 5	Round 6	Round 7	Round 8	Round 9	Round 10
Dillon, Linda	SF	1,218	14.8									
O'Neill, Joe	SF	1,147	13.9	1,310								
Reid, Kenneth	UUP	1,104	13.4	1,106	1,109	1,109	1,117					
McGinley, Ronan	SF	906	11.0	958	982	985	1,140					
Buchanan, Keith	DUP	851	10.3	852	852	852	856					
Gillespie, Mickey	SF	840	10.2	936	1,003	1,031	1,070					
Mayo, Deirdre	SDLP	759	9.2	800	804	805	805					
Quinn, Malachy	SDLP	733	8.9	822	846	848	1,362					
O'Donnell, Feargal	Ind	667	8.1									

NEWRY, MOURNE AND DOWN

No overall majority



	DUP		UUP		Other Unionist		Sinn Fein		SDLP		Others		
	seats	%votes	seats	%votes	seats	%votes	seats	%votes	seats	%votes	seats	%votes	
2014	4	7.6	3	12.0	0	0.7	14	34.9	14	30.4	6	15.2	41
2011	4	8.2	6	11.4	0	0.6	19	36.5	18	31.0	6	12.2	53
2005	5	10.4	7	13.3	0	0.0	18	34.7	19	32.6	4	8.9	53
2001	3	9.5	10	16.2	0	0.0	17	30.5	20	37.8	3	5.9	53
1997	3	6.1	11	21.1	0	0.9	10	19.4	24	41.9	5	10.6	53
1993	4	5.5	13	24.1	0	0.0	5	12.0	28	49.3	3	9.2	53
1989	2	5.3	14	23.5	0	3.3	4	10.4	29	49.4	4	8.2	53
1985	5	9.7	14	24.3	0	0.0	7	13.6	24	41.1	3	11.2	53
1981	5	11.0	12	22.3	0	0.0	0	0.0	24	41.7	9	25.0	50
1977	1	1.8	14	27.4	0	2.6	0	0.0	25	45.9	10	22.3	50
1973	0	0.0	11	24.3	1	2.0	0	0.0	21	35.2	17	38.6	50

Results

Crotlieve

South Down

11.8 78.0 10.2

		1st Pref	1st Pref %	Round 2	Round 3	Round 4	Round 5	Round 6	Round 7	Round 8	Round 9	Round 10
McAteer, Declan	SDLP	1,389	14.2	1,403								
Ennis, Sinead	SF	1,328	13.6	1,333	1,344	1,344	1,345	1,813				
Ruane, Mickey	SF	1,195	12.2	1,232	1,286	1,287	1,520					
Fitzpatrick, Gillian	SDLP	1,097	11.2	1,109	1,289	1,289	1,291	1,338	1,432			
Carr, Michael	SDLP	1,008	10.3	1,068	1,401							
Mitchell, William	UUP	933	9.5	1,036	1,143	1,143	1,144	1,150	1,151	1,156		
Gibbons, Mark	SF	858	8.8	867	941	941						
McGreevy, Connaire	SDLP	757	7.7	771								
Tinnelly, Jarlath	Ind	747	7.6	856	941	943	943	1,068	1,150	1,231		
Lambe, Finbarr	Ind	258	2.6									
McCullough, Wilma	DUP	226	2.3									

Downpatrick

South Down

7.9 79.2 12.9

		1st Pref	1st Pref %	Round 2	Round 3	Round 4	Round 5	Round 6	Round 7	Round 8	Round 9	Round 10
McGrath, Colin	SDLP	1,279	19.6									
Curran, Dermot	SDLP	1,076	16.5	1,226								
Bailie, Naomi	SF	1,031	15.8	1,032	1,045							
Sharvin, Gareth	SDLP	961	14.8	1,034	1,170							
Enright, Cadgoan	Ind	839	12.9	978	997							
McConvey, Eamonn	SF	811	12.5	812	829							
Furey, Graham	UUP	373	5.7									
Moore, Yvonne	DUP	144	2.2									

Newry

Newry & Armagh

4.4 83.2 12.4

		1st Pref	1st Pref %	Round 2	Round 3	Round 4	Round 5	Round 6	Round 7	Round 8	Round 9	Round 10
Casey, Charlie	SF	1,693	19.2									
Kimmins, Liz	SF	1,567	17.8									
Harte, Valerie	SF	1,300	14.7									
Hyland, Davy	Ind	1,045	11.9	1,202	1,296							
Stokes, Gary	SDLP	938	10.6	981	997	1,071	1,087	1,092	1,222			
McEvoy, Peter	SDLP	664	7.5	689	767	804	809	817	914			
McAteer, Kevin	SDLP	629	7.1	716	765	812	820	833	1,154			
Duffy, Jacinta	SDLP	555	6.3	664	722	792	799	810	810			
Lowry, Joshua	UUP	384	4.4	387	389	389						
Malone, James	Ind	41	0.5	48	55							

Rowallane

Strangford

59.7 26.9 13.4

		1st Pref	1st Pref %	Round 2	Round 3	Round 4	Round 5	Round 6	Round 7	Round 8	Round 9	Round 10
Andrews, Terry	SDLP	1,321	19.0									
Burgess, Robert	UUP	1,145	16.5	1,153								
Harvey, Harry	DUP	952	13.7	959	983	1,144	1,148					
Walker, Billy	DUP	943	13.6	960	981	1,073	1,082					
Lyons, Walter	UUP	672	9.7	675	700	899	1,073					
Hughes, Eddie	SF	552	7.9	596	690	692						
Brown, Patrick	All	510	7.3	564	711	734	992					
Hamilton, Philip	TUV	433	6.2	438								
Straney, Alistair	NI21	267	3.8									
Coogan, Mickey	Ind	149	2.1									

Slieve Croob

South Down

25.2 57.4 17.4

		1st Pref	1st Pref %	Round 2	Round 3	Round 4	Round 5	Round 6	Round 7	Round 8	Round 9	Round 10
Burns, Stephen	SF	1,303	18.9									
Craig, Garth	DUP	1,021	14.8	1,028	1,028	1,166						
O Gribin, Pol	SF	940	13.6	948	1,042	1,046	1,072	1,113	1,164			
Murnin, Mark	SDLP	784	11.4	794	794	796	929					
Patterson, Desmond	UUP	718	10.4	727	734	930	935	946	955	955	968	
Clarke, Patrick	All	690	10.0	738	749	770	808	894	957	972	1,069	
Byrne, Audrey	SDLP	514	7.4	521	545	552	782					
King, Shane	SDLP	418	6.1	425	439	446						
Lewis, Alan	UKIP	407	5.9	413	413							
Morrison, Matthew	NI21	111	1.6									

Slieve Gullion

Newry & Armagh

14.5 85.6 0.0

		1st Pref	1st Pref %	Round 2	Round 3	Round 4	Round 5	Round 6	Round 7	Round 8	Round 9	Round 10
Hearty, Terry	SF	2,135	19.1									
Donnelly, Geraldine	SDLP	1,516	13.6									
Larkin, Mickey	SF	1,411	12.7									
Mulgrew, Roisin	SF	1,278	11.5	1,313	1,313	1,313	1,633					
Taylor, David	UUP	1,243	11.1	1,246	1,599							
O Muiri, Barra	SF	1,218	10.9	1,773								
Loughran, Kate	SDLP	1,078	9.7	1,106	1,110	1,110	1,122	1,124	1,346			
Hughes, Daire	SF	899	8.1	1,005	1,011	1,011	1,055	1,284	1,294			
McIlraith, Lavelle	DUP	376	3.4	378								

The Mournes

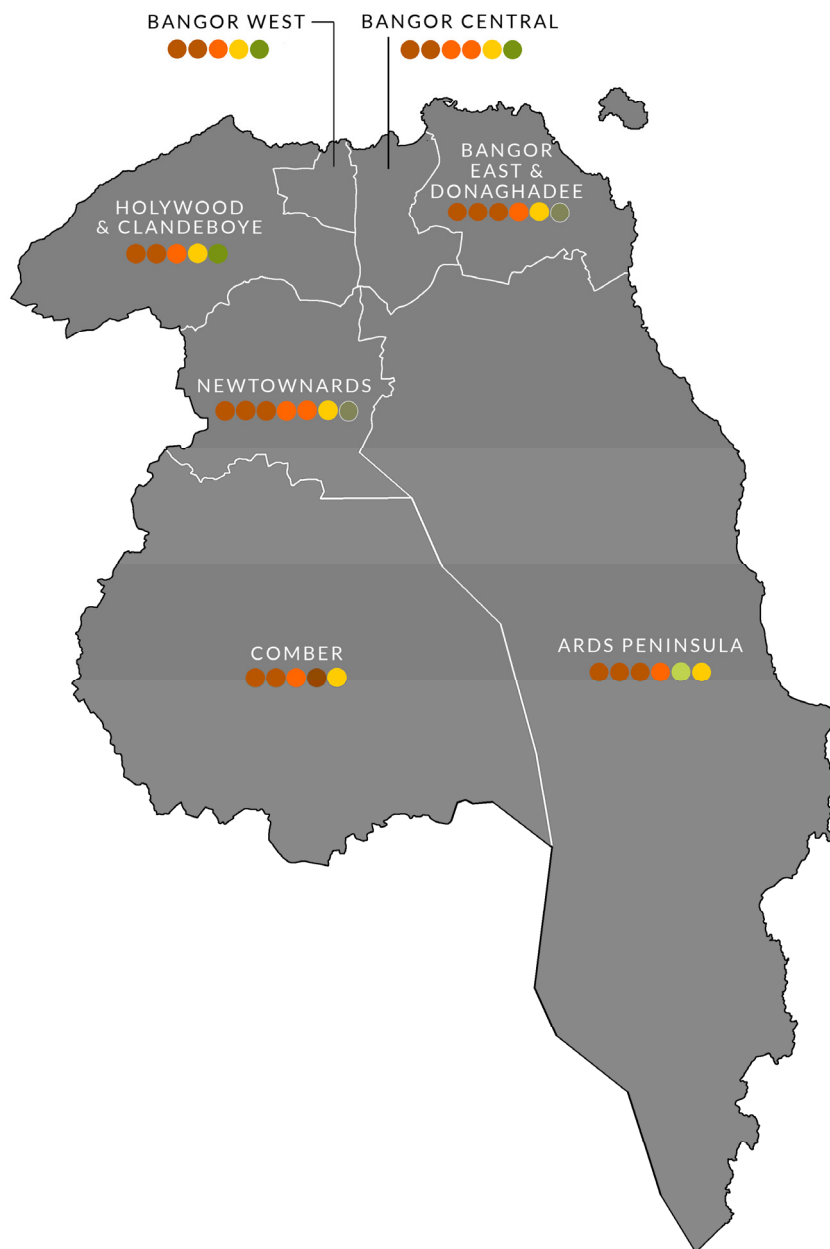
South Down

25.9 52.2 21.9

		1st Pref	1st Pref %	Round 2	Round 3	Round 4	Round 5	Round 6	Round 7	Round 8	Round 9	Round 10
Reilly, Henry	UKIP	1,964	18.1									
Devlin, Laura	SDLP	1,788	16.5									
Clarke, Willie	SF	1,581	14.5									
Doran, Sean	SF	1,513	13.9									
McKee, Harold	UUP	1,352	12.4	1,677								
Hanna, Glyn	DUP	973	9.0	1,161	1,169	1,308	1,312	1,322				
Quinn, Brian	SDLP	796	7.3	804	1,131	1,134	1,292	1,417				
Macauley, Jill	UUP	494	4.5	550	556	727	729	753				
McAvoy, Ciaran	All	260	2.4	263	323	325	369					
Holden, Annette	NI21	148	1.4	153	168	169	184					

NORTH DOWN AND ARDS

No overall majority



	DUP		UUP		Other Unionists		Sinn Fein		SDLP		Others		
	seats	%votes	seats	%votes	seats	%votes	seats	%votes	seats	%votes	seats	%votes	
2014	17	35.4	9	17.4	1	4.8	0	0.8	1	4.2	12	33.8	44
2011	22	42.2	10	15.9	0	1.7	0	0.0	1	4.0	15	36.3	48
2005	20	41.7	15	23.0	0	2.5	0	0.5	1	2.6	12	29.6	48
2001	14	23.4	16	29.1	4	8.1	0	0.0	1	1.6	13	37.8	48
1997	7	16.1	16	31.2	8	16.4	0	0.0	1	2.3	16	34.0	48
1993	9	22.1	15	26.6	5	5.0	0	0.0	0	0.0	19	46.3	48
1989	11	23.5	13	31.1	3	6.4	0	0.0	0	0.0	17	39.0	44
1985	12	31.0	11	31.4	4	10.3	0	0.0	0	1.1	17	26.2	44
1981	12	30.8	7	22.7	7	21.7	0	0.0	1	2.1	10	22.8	37
1977	4	11.0	13	29.4	5	17.8	0	0.0	1	2.7	14	39.1	37
1973	0	0.0	20	49.8	5	17.1	0	0.0	1	2.5	11	30.6	37

Results

Ards Peninsula

Strangford/North Down

63.7 24.5 11.8

		1st Pref	1st Pref %	Round 2	Round 3	Round 4	Round 5	Round 6	Round 7	Round 8	Round 9	Round 10
Adair, Robert	DUP	1,773	24.5									
Boyle, Joseph	SDLP	1,387	19.1									
Carson, Angus	UUP	1,199	16.6									
Edmund, Nigel	DUP	621	8.6	1,160								
Wallace, Louise	DUP	559	7.7	616	618	654	670	678	701	703		
Thompson, Edward	DUP	456	6.3	535	539	605	698	712	789	800		
Armstrong, Kellie	All	439	6.1	457	606	620	621	651	862	1,074		
Bailie, Sheila	SF	388	5.4	391	535	536	536	539	558			
Leaman, Paul	Con	161	2.2	180	186	216	220	247				
McCormick, Colin	All	146	2.0	151	190	200	201	220				
Bustard, John	NI21	114	1.6	118	125	132	132					

Bangor Central

North Down

49.6 0.0 50.4

		1st Pref	1st Pref %	Round 2	Round 3	Round 4	Round 5	Round 6	Round 7	Round 8	Round 9	Rnd 10	Rnd 11	Rnd 12	Rnd 13
Irvine, Wesley	DUP	643	10.1	650	651	746	776	791	837	841	878	956			
Henry, Ian	UUP	589	9.2	603	611	619	635	657	741	747	848	932	934	956	
Cathcart, Alastair	DUP	554	8.7	556	560	584	589	606	642	643	664	721	725	754	757
Robinson, Noelle	Green	496	7.8	513	556	559	569	594	599	648	694	743	743	957	
Macartney, Mary	Ind	445	7.0	455	465	470	486	512	515	537	619	664	665		
Anderson, Stuart	All	443	6.9	454	478	482	485	509	510	831	875	982	892	990	
McClellan, Carl	UUP	442	6.9	470	477	487	500	517	545	551	607	692	694	790	810
Dunlop, Roberta	DUP	434	6.8	440	443	477	495	515	543	548	612	656	665	705	710
Fell, Nicholas	All	395	6.2	399	433	435	436	449	451						
Chambers, David	Ind	387	6.1	406	411	420	429	501	508	525					
Montgomery, William	UKIP	385	6.0	400	408	412	434	450	561	565	591				
Cudworth, William	TUV	300	4.7	304	305	308	360	369							
Breen, Colin	Ind	274	4.3	281	293	295	301								
Gordon, Mark	CPNI	222	3.5	224	229	230									
Harbinson, Adam	DUP	203	3.2	209	212										
Symington, David	Con	170	2.7												

Bangor East & Donaghadee

North Down

56.6 0.0 43.4

		1st Pref	1st Pref %	Round 2	Round 3	Round 4	Round 5	Round 6	Round 7	Round 8	Round 9	Round 10	Round 11
Chambers, Albert	Ind	1,311	19.2										
Brooks, Mark	UUP	1,071	15.6										
Walker, Gavin	All	672	9.8	725	732	805	840	1,002					
Martin, Peter	DUP	625	9.1	663	665	671	686	692	692	726	782	1,083	
Keery, William	DUP	558	8.2	595	601	608	619	628	628	654	756	906	906
Smith, Thomas	DUP	541	7.9	557	572	576	590	598	598	640	680	738	802
Malcolm, Terence	DUP	492	7.2	516	518	522	531	539	539	563	614		
Toms, Patrick	UKIP	368	5.4	383	386	394	411	426	427	566	637	659	660
Strutt, Joseph	TUV	362	5.3	380	383	388	405	411	411				
Gray, Trana	Green	265	3.9	289	291	330	348						
Eisenstadt, Christopher	UUP	224	3.3	286	333	350	390						
McKee, William	NI21	181	2.6	192	193								
McBride, Brian	Con	175	2.6	205	209	218							

Bangor West

North Down

57.2 4.9 37.9

		1st Pref	1st Pref %	Round 2	Round 3	Round 4	Round 5	Round 6	Round 7	Round 8	Round 9	Round 10
Smith, Marion	UUP	870	16.2	887	890	950						
Graham, Robert	DUP	866	16.1	889	891	932						
Leslie, Alan	DUP	851	15.8	881	883	895	912					
Wilson, Scott	All	619	11.5	622	686	701	709	713	713	807	1,102	
Gordon, Robert	TUV	491	9.1	520	521	568	573	580	586	634	646	
Roberts, Paul	Green	346	6.4	359	426	449	453	456	456	562	664	
Denny, Steven	NI21	344	6.4	354	382	412	415	419	420			
Thompson, Laurance	All	315	5.8	319	403	422	425	425	425	506		
Logan, Ingrid	SDLP	264	4.9	264	268							
Brotherston, Mark	Con	254	4.7	272	277							
Blayney, Alison	CPNI	166	3.1									

Comber

Strangford

70.6 0.0 29.4

		1st Pref	1st Pref %	Round 2	Round 3	Round 4	Round 5	Round 6	Round 7	Round 8	Round 9	Round 10
Gibson, Robert	DUP	1,071	17.3									
Fletcher, James	UUP	863	13.9	878	881	975	1,038					
Girvan, Deborah	All	815	13.2	880	880	980	1,016					
Cummings, Trevor	DUP	715	11.5	724	733	772	839					
Oswald, John	DUP	640	10.3	648	663	677	742					
Cooper, Stephen	TUV	577	9.3	585	586	640	750					
Smith, Philip	UUP	506	8.2	526	526	588	662					
Hanna, Isabella	UKIP	427	6.9	439	441	478						
Andrews, John	Con	411	6.6	425	426							
Howson, Margaret	NI21	169	2.7									

Hollywood & Clondeboye

North Down

49.7 5.0 45.3

		1st Pref	1st Pref %	Round 2	Round 3	Round 4	Round 5	Round 6	Round 7	Round 8	Round 9	Round 10
Dunne, Stephen	DUP	1,423	23.1									
Barry, John	Green	916	14.9	933	989	1,024	1,098					
Muir, Andrew	All	910	14.8	923	983	1,013	1,154					
Allen, Daniel	UUP	619	10.1	647	673	728	735	735	1,098			
Gilmour, Jennifer	DUP	540	8.8	838	856	883	886	886	955			
McKerrow, James	UUP	475	7.7	492	509	559	563	565				
Nicholl, Kate	All	456	7.4	460	485	518	586	710	759			
Lismore, Peter	SDLP	308	5.0	311	320	327						
O'Callaghan, William	Con	265	4.3	268	280							
Johnston, Matthew	NI21	208	3.4	211								
Leddy, Gerard	Ind	34	0.6	34								

Newtownards

Strangford

57.2

0.0

42.8

		1st Pref	1st Pref %	Round 2	Round 3	Round 4	Round 5	Round 6	Round 7	Round 8	Round 9	Round 10
Menagh, James	Ind	1,464	18.1									
Armstrong, Naomi	DUP	1,049	12.9									
McIlveen, Stephen	DUP	829	10.2	900	908	910	931	947	1016			
Smart, Richard	UUP	639	7.9	683	706	706	725	751	808	837	865	
Ferguson, Katherine	UUP	595	7.3	631	659	660	681	715	759	811	856	
Kennedy, Colin	DUP	553	6.8	585	591	594	607	619	666	1,031		
McDowell, Alan	All	538	6.6	555	567	567	579	631	653	659	1074	
McMullen, David	TUV	522	6.4	560	571	571	586	602	648	679	690	
Cleland, Linda	All	495	6.1	513	516	517	531	589	623	634		
Elliott, John	DUP	464	5.7	508	512	534	556	566	612			
Cox, Ian	Ind	384	4.7	470	471	472	542	559				
Keenan, Nichola	NI21	251	3.1	263	274	274	288					
Hunt, Sharon	Ind	206	2.5	251	254	254						
McKendry, William	Con	118	1.5	122								

How Northern Ireland's wards voted

ANTRIM & NEWTONABBEY	DUP	UUP	TUV	PUP	All	SF	SDLP	NI21	Oth
Airport	24.7	24.6			8.8	19.6	17.8	4.5	
Antrim	30.8	22.8	9.4		13.5	10.6	10.2	2.4	
Ballyclare	35.8	29.1	13.4	3.8	9.9			5.6	2.6
Dunsilly	29.7	18.6			8.2	24.7	18.8		
Glengormley Urban	28.8	21.6			15.4	20.9	9.9	3.4	
Macedon	45.2	9.1	10.9	8.5	14.0	9.4	3.0		
Threemilewater	32.0	28.2	7.9	8.6	17.7			5.6	

ARMAGH, BANBRIDGE & PORTADOWN	DUP	UUP	TUV	PUP	All	SF	SDLP	NI21	Oth
Armagh	9.6	19.3			1.2	40.9	26.7		2.1
Banbridge	23.8	41.0			5.1	12.3	14.4	3.2	
Craigavon	25.4	21.7		4.9	4.7	22.4	15.1		5.8
Cusher	22.0	38.5				9.7	11.4		18.4
Lagan River	40.7	31.4	9.1		6.2	3.2	3.8	3.4	2.1
Lurgan	22.6	12.6	3.2	2.8	5.1	35.8	14.4	1.2	2.3
Portadown	32.7	19.4	6.8	5.1	2.0	16.6	16.6	0.8	

BELFAST	DUP	UUP	TUV	PUP	All	SF	SDLP	NI21	Oth
Balmoral	21.6	9.9		6.0	13.9	17.1	23.7	3.7	4.1
Black Mountain					0.8	68.0	10.0	0.6	20.6
Botanic	14.1	8.5	5.7	3.9	18.0	14.7	16.7	5.5	13.0
Castle	24.8	10.7		6.2	9.6	25.1	16.5	3.2	3.9
Collin		4.3			3.8	67.4	14.2	3.8	6.5
Court	31.1	5.7	7.3	19.9	1.1	24.0	4.9	1.0	5.3
Lisnaharragh	32.7	13.0		6.0	24.6	6.1	8.4	4.5	4.6
Old Park	18.1	3.5	3.0	7.3	3.0	44.7	8.8		11.6
Ormiston	26.4	19.3	4.9	5.5	27.2	0.4	0.7	3.4	12.3
Titanic	26.1	16.7	5.8	11.6	15.2	11.7	1.0	2.5	9.4

CAUSEWAY COAST & GLENS	DUP	UUP	TUV	PUP	All	SF	SDLP	NI21	Oth
Ballymoney	33.0	16.6	18.0		3.7	18.9	5.8		4.0
Bann	28.4	29.7	8.1		3.5	14.7	15.6		
Benbradagh	12.7		19.6			49.5	18.2		
Causeway	31.2	25.6	10.5		10.1		9.4	3.6	9.7
Coleraine	33.3	18.0	5.0	11.8	6.2	5.8	11.0	1.7	7.2
Limavady	40.1	15.4	5.9			21.3	15.4		1.9
The Glens	7.6	10.4	3.5		2.0	35.2	18.7		22.6

How Northern Ireland's wards voted - continued

DERRY & STRABANE	DUP	UUP	TUV	PUP	All	SF	SDLP	NI21	Oth
Ballyarnett					1.8	42.1	42.6		13.5
Derg	21.3	18.6	6.9			42.5	10.9		
Faughan	31.8	8.8			5.3	19.9	23.4		10.8
Foyleside					2.2	36.0	41.1		20.7
Sperrin	21.3	5.8				40.9	15.6		16.5
The Moor						51.4	30.1		18.4
Waterside	28.4	17.1		3.1	2.7	19.4	22.2		7.0

FERMANAGH & OMAGH	DUP	UUP	TUV	PUP	All	SF	SDLP	NI21	Oth
Enniskillen	19.0	24.1	9.4		2.2	21.7	9.5		13.9
Erne East	15.9	16.2				51.3	12.9		3.8
Erne North	13.5	38.1	7.2			24.6	16.6		
Erne West	6.1	23.4				39.3	13.9		17.3
Mid Tyrone	8.5	17.1			1.7	57.2	12.7		2.7
Omagh	20.0	11.5			6.3	37.6	23.2		1.4
West Tyrone	19.5	17.4			2.3	44.0	15.9		0.9

LISBURN & CASTLEREAGH	DUP	UUP	TUV	PUP	All	SF	SDLP	NI21	Oth
Castlereagh East	48.4	8.8	10.4	7.5	12.5			3.7	8.7
Castlereagh South	22.1	11.1	6.4		23.2	9.9	22.7	4.5	
Downshire East	47.2	19.4	6.9		11.5			11.6	3.3
Downshire West	34.5	27.4	5.8		8.5		4.0	6.2	13.5
Killultagh	44.7	18.3			7.0	12.9	10.8	6.2	
Lisburn North	37.5	15.5	4.5	3.1	10.7	7.5	7.0	8.6	5.6
Lisburn South	53.6	14.0	7.5		6.9		6.8	8.9	2.2

MID AND EAST ANTRIM	DUP	UUP	TUV	PUP	All	SF	SDLP	NI21	Oth
Ballymena	29.5	5.8	16.9		4.7	7.3	14.1	3.2	18.5
Bannside	17.9	19.9	27.9		10.4	23.8			
Braid	20.6	21.2	20.1	4.0	6.6	15.9	11.6		
Carrick Castle	16.1	20.2	7.3	5.3	10.9				35.1
Coast Road	13.7	19.6	11.9	9.6	12.2	15.7	8.6		8.8
Knockagh	25.8	27.5	16.8	9.1	14.5				3.1
Larne Lough	25.5	24.5	16.0		15.4	3.4		15.1	

MID ULSTER	DUP	UUP	TUV	PUP	All	SF	SDLP	NI21	Oth
Carntogher	9.0	8.7	6.6			61.0	14.8		
Clogher Valley	28.4	25.1				33.0	13.5		
Cookstown	13.0	24.5	7.3		1.3	39.3	12.4		2.2
Dungannon	20.9	20.3	6.6		3.1	20.3	9.1		19.7
Magherafelt	24.8	11.2	10.7			29.7	15.5		8.1
Moyola	18.5	16.9				51.0	13.6		
Torrent	10.3	13.4				49.9	18.1		8.1

How Northern Ireland's wards voted - continued

NEWRY & MOURNE	DUP	UUP	TUV	PUP	All	SF	SDLP	NI21	Oth
Crotlieve	2.3	9.5				34.6	43.4		10.2
Downpatrick	2.2	5.7				28.3	50.9		12.9
Newry		4.4				51.7	31.5		12.4
Rowallane	27.3	26.2	6.2		7.3	7.9	19.0	3.8	2.1
Slieve Croob	14.8	10.4			10.0	32.5	24.9	1.6	5.9
Slieve Gullion	3.4	11.1				62.3	23.3		
The Mournes	9.0	16.9			2.4	28.4	23.8	1.4	18.1

NORTH DOWN & ARDS	DUP	UUP	TUV	PUP	All	SF	SDLP	NI21	Oth
Ards Peninsula	47.1	16.6			8.1	5.4	19.1	1.6	2.1
Bangor Central	28.8	16.1	4.7		13.1				37.4
Bangor East & Donaghadee	32.4	18.9	5.3		9.8			2.6	31.1
Bangor West	31.9	16.2	9.1		17.3		4.9	6.4	14.2
Comber	39.1	22.1	9.3		13.2			2.7	13.5
Hollywood & Clondeboye	31.9	17.8			22.2		5.0	3.4	19.8
Newtownards	35.6	15.2	6.4		12.7			3.1	26.8

Parliamentary constituencies

	DUP	UUP	TUV	PUP	SF	SDLP	All	Other	Lead
East Antrim	8,578	7,004	2,600	1,737	884	416	4,387	3,514	1,574
	29.5	24.1	8.9	6.0	3.0	1.4	15.1	12.1	5.4
councillors	10	13	1	0	1	0	4	2	31
North Antrim	11,849	5,486	6,494	183	6,076	3,142	1,493	3,216	5,773
	31.2	14.5	17.1	0.5	16.0	8.3	3.9	8.5	14.1
councillors	12	6	5	0	5	2	0	0	30
South Antrim	10,039	6,806	1,310	214	4,178	3,529	2,850	1,274	3,233
	33.2	22.5	4.3	0.7	13.8	11.7	9.4	4.2	10.7
councillors	10	8	1	0	2	4	1	0	26
Belfast East	9,224	4,752	1,901	2,362	1,212	194	5,863	4,053	3,361
<i>Notional DUP gain from All</i>	31.2	16.1	6.4	8.0	4.1	0.7	19.8	13.7	11.4
councillors	7	4	1	1	1	0	4	1	19
Belfast North	9,336	3,641	962	1,934	9,470	3,589	3,312	2,229	134
<i>Notional SF gain from DUP</i>	27.1	10.6	2.8	5.6	27.5	10.4	9.6	6.5	0.4
councillors	8	4	1	1	5	3	3	0	25
Belfast South	8,428	3,908	1,029	1,514	4,291	6,332	7,324	3,680	1,104
<i>Notional DUP gain from SDLP</i>	23.1	10.7	2.8	4.1	11.8	17.3	20.1	10.1	3.0
councillors	5	3	0	0	2	4	4	0	18
Belfast West	3,572	1,127	839	2,281	19,762	3,532	663	4,829	16,190
	9.8	3.1	2.3	6.2	54.0	9.6	1.8	13.2	44.2
councillors	2	0	1	1	12	2	0	1	19
North Down	7,730	4,290	1,153	0	0	572	3,810	7,386	3,440
<i>Notional DUP gain from Ind U</i>	31.0	17.2	4.6	0.0	0.0	2.3	15.3	29.6	13.8
councillors	8	6	0	0	0	0	4	4	22
South Down	2,364	3,870	0	0	10,560	11,867	950	4,467	1,307
	6.9	11.4	0.0	0.0	31.0	34.8	2.8	13.1	3.8
councillors	2	1	0	0	7	9	1	1	21
Fermanagh & South Tyrone	7,763	10,560	1,587	0	14,074	5,488	381	3,888	3,514
	17.7	24.1	3.6	0.0	32.2	12.5	0.9	8.9	8.1
councillors	7	8	0	0	11	6	0	1	33
Foyle	4,512	2,066	0	274	12,035	11,387	853	4,937	648
<i>Notional SF gain from SDLP</i>	12.5	5.7	0.0	0.8	33.4	31.6	2.4	13.7	1.8
councillors	5	1	0	0	10	9	0	3	28
Lagan Valley	14,053	7,281	2,283	203	765	1,436	2,847	4,124	6,772
	42.6	22.1	6.9	0.6	2.3	4.4	8.6	12.5	20.5
councillors	15	7	0	0	0	0	4	1	27
East Londonderry	9,362	5,928	3,139	777	5,471	4,217	1,388	1,669	3,434
	29.3	18.6	9.8	2.4	17.1	13.2	4.3	5.2	10.7
councillors	8	7	2	1	4	5	1	0	28
Newry & Armagh	3,781	7,867	0	0	15,900	9,635	140	4,553	6,265
	9.0	18.8	0.0	0.0	38.0	23.0	0.3	10.9	15.0
councillors	2	4	0	0	9	7	0	2	24
Strangford	10,625	5,619	1,532	0	940	2,708	2,943	4,121	5,006
	37.3	19.7	5.4	0.0	3.3	9.5	10.3	14.5	17.6
councillors	10	5	1	0	0	2	4	1	23
West Tyrone	7,035	5,239	521	0	17,081	5,890	671	2,017	10,046
	18.3	13.6	1.4	0.0	44.4	15.3	1.7	5.2	26.1
councillors	5	4	0	0	15	5	0	1	30
Mid Ulster	5,761	5,932	1,884	0	18,267	5,772	117	1,426	12,335
	14.7	15.1	4.8	0.0	46.6	14.7	0.3	3.6	31.5
councillors	4	5	0	0	15	4	0	0	28
Upper Bann	10,916	10,010	1,086	1,274	9,189	5,512	1,778	2,169	906
	26.0	23.9	2.6	3.0	21.9	13.1	4.2	5.2	2.1
councillors	7	7	0	0	6	3	0	1	24

Northern Ireland District Electoral Areas do not exactly correspond with parliamentary constituencies. To compile these results we have allocated whole DEAs to specific constituencies so the results have a small but varying margin of error.

Index of candidates

Candidates are listed alphabetically by surname, followed by their party or description, the ward they stood in and an abbreviation for the council that ward is in.

Key **A&N** Antrim & Newtonabbey, **ABC** Armagh, Banbridge & Craigavon, **BEL** City of Belfast, **CCG** Causeway Coast & Glens, **D&S** Derry & Strabane, **F&O** Fermanagh & Omagh, **L&C** Lisburn and Castlereagh, **MEA** Mid and East Antrim, **MUL** Mid Ulster, **NDA** North Downs & Ard, **NMD** Newry, Mourne & Down

A

Abernethy, Leanne (No desc) Causeway, CCG
Acevescully, Elena (All) Carrick Castle, MEA
Adair, Robert H. (DUP) Ards Peninsula, NDA
Adger, Beth (DUP) Braid, MEA
Agnew, Fraser (UUP) Threemilewater, A&N
Alexander, David (ATB) Causeway, CCG
Allen, Daniel (UUP) Holywood, NDA
Allen, Jason (SDLP) Limavady, CCG
Anderson, Donna (TUV) Ballymena, MEA
Anderson, John H. (Ind) Coast Road, MEA
Anderson, Nathan (DUP) Castlereagh South, L&C
Anderson, Stuart D. (All) Bangor Central, NDA
Andrews, John W.H. (Con) Comber, NDA
Andrews, Terry (SDLP) Rowallane, NMD
Anglin, Bronach (SF) Macedon, A&N
Archibald, Ciaran (SF) Bann, CCG
Armitage, David (All) Titanic, BEL
Armstrong, Kellie M. (All) Ards Peninsula, NDA
Armstrong, Matthew (TUV) Ballymena, MEA
Armstrong, Naomi E.H. (DUP) Newtownards, NDA
Arthurs, David (TUV) Ballyclare, A&N
Ash, Marie (SDLP) Derg, D&S
Ashe, Billy (DDUP) Carrick Castle, MEA
Ashton, Kim E. (DUP) Dungannon, MUL
Attwood, Tim (SDLP) Black Mountain, BEL
Austin, Janice (SF) Black Mountain, BEL

B

Bailey, Clare (Green) Botanic, BEL
Baillie, Christopher (WP) Oldpark, BEL
Baillie, Naomi (SF) Downpatrick, NMD
Baillie, Sheila (SF) Ards Peninsula, NDA
Baird, Alex (UUP) Erne West, F&O
Baird, James (UUP) Downshire East, L&C
Baird, Joan (UUP) The Glens, CCG
Ball, Audrey (DUP) Glengormley Urban, A&N
Ball, William (DUP) Threemilewater, A&N
Barr, Glenn (UUP) Banbridge, ABC
Barr, Pamela (DUP) Threemilewater, A&N
Barton, Rosemary (UUP) Erne North, F&O
Barry, John (Grn) Holywood, NDA
Bateson, Peter J. (SF) Moyola, MUL
Baxter, Mark T.R. (DUP) Lagan River, ABC
Beattie, Ciaran (SF) Black Mountain, BEL
Beattie, Doug (UUP) Portadown, ABC
Beattie, May (DUP) Knockagh, MEA
Beattie, Orla (SDLP) Bendradagh, CCG
Beatty, Trevor (DUP) Dunsilly, A&N
Beckett, Thomas (DUP) Killultagh, L&C
Bell, David (SF) Collin, BEL
Bell, Gavin (SF) Cookstown, MUL
Bell, Robert S. (BNP) Coast Road, MEA
Berry, Paul (No desc) Cushier, ABC
Bingham, Jim (UUP) Ballyclare, A&N
Black, Carol (UUP) Lagan River, ABC
Black, Tommy (Soc) Titanic, BEL
Blair, John (All) Glengormley Urban, A&N
Blair, William (TUV) Ballymoney, CCG
Blake, Paul P. (SDLP) Erne North, F&O
Blayney, Alison E. (CP) Bangor West, NDA
Bloomfield, Brian (UUP) Lisburn North, L&C
Boyle, Declan (SDLP) Botanic, BEL
Boyle, Harry (SDLP) Ballymoney, CCG
Boyle, John (SDLP) Foyleaside, D&S
Boyle, Joseph T. (SDLP) Ards Peninsula, NDA
Boyle, Yvonne (All) Coleraine, CCG
Bradshaw, Paula J. (All) Balmoral, BEL
Brady, Anthony (SF) Dunsilly, A&N
Breen, Colin M. (Ind) Bangor Central, NDA
Brennan, Matt (PUP) Lisburn North, L&C
Bressland, Allan (DUP) Sperrin, D&S
Brett, Philip (DUP) Glengormley Urban, A&N
Broad, Gary (Con) Knockagh, MEA
Brooks, Mark R. (UUP) Bangor East, NDA
Brotherston, Mark (Con) Bangor West, NDA

Brown, Charles J. (No desc) Carrick Castle, MEA
Brown, Patrick (All) Rowallane, NMD
Brown, Ross (Green) Ormiston, BEL
Browne, David (UUP) Castle, BEL
Buchanan, Keith (DUP) Torrent, MUL
Buchanan, Mark T. (DUP) West Tyrone, F&O
Buchanan, Wilbert (DUP) Cookstown, MUL
Buckley, Jonathan (DUP) Portadown, ABC
Bullick, Andrew (All) Mid Tyrone, F&O
Bullick, Eric (All) Omagh, F&O
Bunting, Jolene (TUC) Court, BEL
Burgess, Robert (UUP) Rowallane, NMD
Burke, Wendy (ATB) Collin, BEL
Burns, Ian (UUP) Banbridge, ABC
Burns, Stephen (SF) Slieve Croob, NMD
Burns, Thomas (SDLP) Airport, A&N
Burnside, Philip (All) Bannside, MEA
Burton, Frances (DUP) Clogher Valley, MUL
Bustard, John D. (NI21) Ards Peninsula, NDA
Butler, Robbie (UUP) Killultagh, L&C
Byrne, Audrey (SDLP) Slieve Croob, NMD

C

Cairns, David (ATB) Lisburn South, L&C
Cairns, Marie (SF) Lurgan, ABC
Cairns, Richard W. (TUV) Antrim, A&N
Callan, Aaron (UUP) Limavady, CCG
Cameron, John (No desc) Carrick Castle, MEA
Campbell, Frank A. (DUP) Causeway, CCG
Campbell, Glenn G. (SF) West Tyrone, F&O
Campbell, Jeremy (DUP) Erne West, F&O
Campbell, Kevin (SF) The Moor, D&S
Campbell, Mary E. (SF) Castle, BEL
Campbell, Mealla E. (SDLP) Armagh, ABC
Campbell, Robert (Ind) Castlereagh East, L&C
Campbell, Tom (All) Threemilewater, A&N
Carlin, Karina (SF) Sperrin, D&S
Carlin, Michael (No desc) Waterside, D&S
Carlisle, Alan (DUP) Lisburn South, L&C
Carr, Jimmy (SDLP) Ballyarnett, D&S
Carr, Michael (SDLP) Crotlieve, NMD
Carr, Sean (SDLP) The Moor, D&S
Carroll, Gerry (PBPA) Black Mountain, BEL
Carson, Aaron (UUP) Lurgan, ABC
Carson, Angus Y. (UUP) Ards Peninsula, NDA
Carson, Arder (SF) Black Mountain, BEL
Carson, John (DUP) Ballymena, MEA
Carson, Scott (DUP) Lisburn North, L&C
Cartwright, Justin K. (SDLP) Balmoral, BEL
Casey, Charlie (SD) Newry, NMD
Cathcart, Alistair J. (DUP) Bangor Central, NDA
Catney, Gerard A. (All) Collin, BEL
Catney, Patrick (SDLP) Killultagh, L&C
Causby, Darryn (DUP) Portadown, ABC
Chambers, Albert A. (Ind) Bangor East, NDA
Chambers, David A. (Ind) Bangor Central, NDA
Chan-Hu, Eileen (ATB) Botanic, BEL
Cherry, Robin (UUP) Braid, MEA
Chittick, Charlie (DUP) Mid Tyrone, F&O
Chivers, Brenda (SF) Limavady, CCG
Clarke, Linda (DUP) Dunsilly, A&N
Clarke, Mary (SF) Oldpark, BEL
Clarke, Patrick (All) Slieve Croob, NMD
Clarke, Sarah (DUP) Balmoral, BEL
Clarke, Sean (SF) Mid Tyrone, F&O
Clarke, Sean (SF) Magherafelt, MUL
Clarke, Trevor (DUP) Coleraine, CCG
Clarke, Willie (SF) Slieve Croob, NMD
Claus, Gregor (Green) Titanic, BEL
Cleary-McGuffin (SDLP) Cookstown, MUL
Cleland, John (All) Craigavon, ABC
Cleland, Linda (All) Newtownards, NDA
Clyde, Beth (DUP) Braid, MEA
Cobain, Fred (DUP) Carrick Castle, MEA
Cochrane-Watson, Adrian (UUP) Antrim, A&N
Cole, Gareth (PUP) Knockagh, MEA

Cole, Sam (DUP) Bann, CCG
Coleman, Paul (TUV) Portadown, ABC
Collins, Brian (TUV) Braid, MEA
Collins, Elizabeth (TUV) Bann, CCG
Collins, Gerard (Ind) Balmoral, BEL
Collins, Tommy (TUV) Coleraine, CCG
Comer, Daniel (All) Foyleaside, D&S
Convery, Patrick (SDLP) Castle, BEL
Cooke, Jonathan (PUP) Carrick Castle, MEA
Copeland, Sonia (UUP) Titanic, BEL
Coogan, Mickey (Ind) Rowallane, NMD
Cooper, Mickey (SF) Foyleaside, D&S
Cooper, Stephen J. (TUV) Comber, NDA
Corr, Julie-Anne (PUP) Oldpark, BEL
Corr, Kieran P. (Ind) Craigavon, ABC
Corr, Steven (SF) Black Mountain, SF
Cosgrove, Mark (UUP) Glengormley Urban, A&N
Cox, Ian S.A. (Ind) Newtownards, NDA
Cox, Pat (Ind) Enniskillen, F&O
Coyle, Debbie (SF) Enniskillen, F&O
Coyle, John J. (SDLP) Erne North, F&O
Coyle, Michael (SDLP) Bendradagh, CCG
Craig, Garth (DUP) Slieve Croob, NMD
Craig, Graham (UUP) Botanic, BEL
Craig, Tracy (DUP) Coleraine, CCG
Craig, Yvonne (DUP) Lisburn North, L&C
Crawford, Adele (DUP) Omagh, F&O
Crawford, Alison (ATB) Castle, BEL
Crawford, Donald (TUV) Enniskillen, F&O
Crawford, Jackie (UUP) Carrtogher, MUL
Crosby, Stephen J. (UKIP) Ormiston, BEL
Cruikshank, Geoff (UKIP) Faughan, D&S
Cuddy, Walter (UUP) Dungannon, MUL
Cudworth, William L. (TUV) Bangor Central, NDA
Cusick, Sammy (RNU) Oldpark, BEL
Cummings, Brian (PUP) Craigavon, ABC
Cummings, Trevor W. (DUP) Comber, NDA
Cunningham, Donal (SDLP) The Glens, CCG
Cunningham, Tiema (SF) Castle, BEL
Curran, Brendan P. (SF) Banbridge, ABC
Curran, Dermot (SDLP) Downpatrick, NMD
Cusack, Shauna (SDLP) Foyleaside, D&S
Cushinan, Henry J. (SF) Dunsilly, A&N
Cuthbertson, Clement L.G. (DUP) Dungannon, MUL

D

Davidson, Jimmy (ATB) Titanic, BEL
Davidson, Lexi (PUP) Lurgan, ABC
Day, Alan T. (UKIP) Cookstown, MUL
De Courcy, Billy (DUP) Macedon, A&N
Deehan, Josephine A. (SDLP) Omagh, F&O
Denny, Steven B. (NI21) Bangor West, NDA
Devenney, Mark (ATB) Castlereagh East, L&C
Devenney, Maurice (DUP) Faughan, D&S
Devlin, Laura (SDLP) Slieve Croob, NMD
Devlin, Peter (SDLP) Titanic, BEL
Dickson, Billy (TUV) Botanic, BEL
Dickson, Ian (ATB) Ormiston, BEL
Dillon, Jim (UUP) Downshire West, L&C
Dillon, Linda (SF) Torrent, MUL
Diver, Gerard M. (SDLP) Waterside, D&S
Dobbins, Angela (SDLP) Ballyarnett, D&S
Dobson, Christina (ATB) Downshire East, L&C
Doherty, Barry V. (SF) Erne West, F&O
Doherty, Tommy (RNU) Court, BEL
Donaghy, Rory (SF) Limavady, CCG
Donaldson, Shirley E. (DUP) Enniskillen, F&O
Donnan, Stephen (All) Castlereagh East, L&C
Donnelly, Danny (All) Braid, MEA
Donnelly, Frankie J. (SF) West Tyrone, F&O
Donnelly, Freda (DUP) Armagh, ABC
Donnelly, Gary J. (Ind) The Moor, D&S
Donnelly, Geraldine (SDLP) Slieve Gullion, NMD
Donnelly, Joanne (SDLP) Omagh, F&O
Donnelly, Sean (SF) Mid Tyrone, F&O
Donnelly, Stephen (All) West Tyrone, F&O

Doran, Andrew (ATB) Lisburn South, L&C
Doran, Sean (SF) Slieve Croob, NMD
Douglas, Boyd (TUV) Bendradagh, CCG
Douglas, Wallace (TUV) Castlereagh South, L&C
Downey, Keara E. (SF) Lagan River, ABC
Doyle, Emmet (SDLP) The Moor, D&S
Doyle, Jamie (All) Balmoral, BEL
Doyle, Mary E. (SF) Cusher, ABC
Doyle, Seamus (SDLP) Banbridge, ABC
Drumm, Maire (Eirigi) Collin, BEL
Drysdale, David (DUP) Castlereagh East, L&C
Duddy, George (DUP) Coleraine, CCG
Dudgeon, Jeffrey (UUP) Balmoral, BEL
Duff, Winston G. (UUP) Dungannon, MUL
Duffin, Brian (SDLP) Dunsilly, A&N
Duffy, Jacinta (SDLP) Newry, NMD
Duffy, Paul A. (SF) Portadown, ABC
Duffy, Sandra (SF) Ballyarnett, D&S
Duncan, Roger (ATB) Downshire West, L&C
Dunlop, Jayne (All) Ballymena, MEA
Dunlop, Roberta M. (DUP) Bangor Central, NDA
Dunne, Stephen G. (DUP) Hollywood, NDA

E

Edmund, Nigel (DUP) Ards Peninsula, NDA
Eisenstadt, Christopher R. (UUP) Bangor East, NDA
Elattar, Catherine (SF) Moyola, MUL
Elliott, Alex (TUV) Erne North, F&O
Elliott, John C. (DUP) Newtownards, NDA
Elliott, Keith A. (DUP) Enniskillen, F&O
Ellis, Billy (No desc) Coleraine, CCG
English, Gary (NI21) Ballyclare, A&N
Ennis, Sinead (SF) Crotlieve, NMD
Enright, Cadogan (Ind) Downpatrick, NMD
Ewart, Allan (DUP) Downshire West, L&C
Ewing, Andrew (DUP) Lisburn South, L&C

F

Farrell, Raymond (UUP) Erne North, F&O
Farrell, Rory (SDLP) Foyleaside, D&S
Faulkner, Willie (Ind) Court, BEL
Fee, Heather (NI21) Airport, A&N
Feely, Anthony (SF) Erne West, F&O
Feely, John (SF) Erne North, F&O
Fell, Nicholas R.D. (All) Bangor Central, NDA
Fennell, Dee (Ind) Oldpark, BEL
Ferguson, Gareth (TUV) Magherafelt, MUL
Ferguson, Katherine (UUP) Newtownards, NDA
Ferguson, Roy (TUV) Lurgan, ABC
Fielding, Mark (DUP) Causeway, CCG
Fielding, Phyllis (DUP) Coleraine, CCG
Finlay, John (DUP) Ballymoney, CCG
Fitzgerald, Anne M. (SF) Mid Tyrone, F&O
Fitzpatrick, Barney (All) Causeway, CCG
Fitzpatrick, Gillian (SDLP) Crotlieve, NMD
Flaherty, Julie (UUP) Craigavon, ABC
Flanagan, Sam (DUP) Glengormley Urban, A&N
Fleming, James A. (DUP) Erne North, F&O
Fleming, Margaret (SF) Coleraine, CCG
Fleming, Paul (SF) Faughan, D&S
Fletcher, James E.C. (UUP) Comber, NDA
Floyd, Peter J. (NI21) Bangor Central, NDA
Forde, Anne (DUP) Moyola, MUL
Frazer, Lynn (All) Threemilewater, A&N
French, Des (SDLP) Downshire West, L&C
Friel, Liam (SF) The Moor, D&S
Furey, Graham (UUP) Downpatrick, NMD

G

Gallagher, Brendan T. (SDLP) Erne West, F&O
Gallagher, Paul (Ind) Sperrin, D&S
Gallagher, Sheila M. (All) Court, BEL
Gallen, John (SDLP) Castlereagh South, L&C
Gamble, Hazel (DUP) Lagan River, ABC
Gardiner, Nigel (PUP) Waterside, D&S
Garrett, Matt (SF) Collin, BEL
Garrity, May T. (SDLP) West Tyrone, F&O
Gaston, Timothy (TUV) Bannside, MEA
Gawith, Owen (All) Downshire West, L&C
Gibbons, Mark (SF) Crotlieve, NMD
Gibson, Robert (DUP) Comber, NDA
Giffen, Pete (All) Portadown, ABC
Gildernew, Phelim (SF) Clogher Valley, MUL
Giles, Izzy (PUP) Castlereagh East, L&C
Gillespie, Mickey (SF) Torrent, MUL
Gillespie, Sha (PBP) Foyleaside, D&S
Gilmour, Jennifer M. (DUP) Hollywood, NDA
Gilmour, Wayne (TUV) Oldpark, BEL

Girvan, Deborah M.L. (All) Comber, NDA
Girvan, Mandy (DUP) Ballyclare, A&N
Girvan, Tim (DUP) Ballyclare, A&N
Girvin, Andrew (TUV) Castlereagh East, L&C
Givan, Alan (DUP) Lisburn South, L&C
Glasgow, Mark (UUP) Cookstown, MUL
Glover, Reuben (DUP) Ballymena, MEA
Goodman, Michael (SF) Glengormley Urban, A&N
Gordon, Howard (TUV) Limavady, CCG
Gordon, Mark C. (CP) Bangor Central, NDA
Gordon, Robert S.J. (TUV) Bangor West, NDA
Gordon, Thomas J. (DUP) Bannside, MEA
Gormley, Ann (All) Enniskillen, F&O
Graham, Aileen (DUP) Lisnasharragh, BEL
Graham, Brian (DUP) Antrim, A&N
Graham, Robert A. (DUP) Bangor West, NDA
Grattan, Gary (NI21) Threemilewater, A&N
Gray, Janet (DUP) Downshire East, L&C
Gray, Lauren (All) Black Mountain, BEL
Gray, Trana (Grn) Bangor East, NDA
Greene, Sheamus (SF) Erne East, F&O
Greenfield, Paul (DUP) Banbridge, ABC
Greer, Jordan (DUP) Ballyclare, A&N
Gregg, Martin (Green) Castlereagh East, L&C
Grehan, Amanda (All) Lisburn South, L&C
Groves, Bill (SF) Collin, BEL
Groves, Emma (SF) Black Mountain, BEL

H

Haire, Tom (DUP) Ormiston, BEL
Hamil, Paul (DUP) Macedon, A&N
Hamilton, Harry (All) Lagan River, ABC
Hamilton, Marie (SDLP) Banbridge, ABC
Hamilton, Mary (UUP) Waterside, D&S
Hamilton, Philip (TUV) Rowallane, NMD
Hamilton, Rhonda (DUP) Sperrin, D&S
Hanna, Clare (SDLP) Balmoral, BEL
Hanna, Glyn (DUP) Slieve Croob, NMD
Hanna, Isabella (UKIP) Comber, NDA
Hanna, Samuel (DUP) Braid, MEA
Hanvey, Brian (SDLP) Castlereagh South, L&C
Harbinson, Adam (DUP) Bangor Central, NDA
Harding, David (UUP) Coleraine, CCG
Hardy, Patrice (SF) Bannside, MEA
Hargey, Deidre (SF) Botanic, BEL
Harrison-Rice, Robert (DUP) Knockagh, MEA
Harte, Valerie (SF) Newry, NMD
Harvey, Harry (DUP) Rowallane, NMD
Hassan, Tony (SF) Ballyarnett, D&S
Hastings, Gus (SDLP) Faughan, D&S
Hatch, Arnold (UUP) Portadown, ABC
Haughey, Sharon (SDLP) Cusher, ABC
Haughian, Keith W. (SF) Lurgan, ABC
Hawthorne, David (All) Faughan, D&S
Heading, Brian (SDLP) Collin, BEL
Hearty, Terry (SF) Slieve Gullion, NMD
Henderson, Dermott S. (SDLP) The Moor, D&S
Henderson, Michael (UUP) Castlereagh South, L&C
Hendron, Maire (All) Titanic, BEL
Henry, Billy (DUP) Bannside, MEA
Henry, Ian J.C. (UUP) Bangor Central, NDA
Henry, James (Ind) Ballymena, MEA
Hickey, Maura (SDLP) Causeway, CCG
Hiddlestone, John A. (TUV) Ormiston, BEL
Higgins, Mary (NI21) Glengormley Urban, A&N
Hill, Robert (DUP) Threemilewater, A&N
Hillis, Norman (UUP) Causeway, CCG
Hodge, Jonathan (PUP) Coast Road, MEA
Hogg, Thomas W. (DUP) Macedon, A&N
Holden, Annette (ATB) Slieve Croob, NMD
Hollis, David (TUV) Macedon, A&N
Holmes, Jonathan S. (DUP) Limavady, CCG
Holmes, Richard J. (UUP) Bann, CCG
Honeyford, David (ATB) Killultagh, L&C
Houston, Colin (UUP) Oldpark, BEL
Howard, Carole (All) Lisnasharragh, BEL
Howson, Margaret J. (NI21) Comber, NDA
Hughes, Connal (Green) Lisnasharragh, BEL
Hughes, Daire (SF) Slieve Gullion, NMD
Hughes, Eddie (SF) Rowallane, NMD
Hughes, Fra (Ind) Castle, BEL
Hughes, Paul (Ind) Faughan, D&S
Hunt, Sharon E. (Ind) Newtownards, NDA
Hunter, Sandra (UUP) Causeway, CCG
Hunter, Stuart (ATB) Court, BEL
Hussey, Colin (DUP) Lisnasharragh, BEL
Hussey, Derek R. (UUP) Derg, D&S
Hussey, John C. (DUP) Ormiston, BEL
Hutchinson, Billy (PUP) Court, BEL
Hutchinson, Emma (NI21) Banbridge, ABC

Hutchinson, Neville (NI21) Lagan River, ABC
Hyland, Davy (Ind) Newry, NMD

I

Ingram, Elizabeth (UUP) Banbridge, ABC
Irvine, Robert (UUP) Enniskillen, F&O
Irvine, Wesley G. (DUP) Bangor Central, NDA

J

Jackson, Christopher (SF) Waterside, D&S
Jamieson, William (UUP) Sperrin, D&S
Jeffers, Tommy (DUP) Castlereagh East, L&C
Johns, Jonny (UKIP) Lurgan, ABC
Johnston, Basil R. (UUP) Enniskillen, F&O
Johnston, Cheryl J. (DUP) Carrick Castle, MEA
Johnston, Kenneth W. (TUV) Larne Lough, MEA
Johnston, Matthew I. (NI21) Hollywood, NDA
Johnston, Neil (Con) Downshire West, L&C
Johnston, Peter (UUP) Ormiston, BEL
Jones, Jeremy (NI21) Larne Lough, MEA
Jones, Mervyn (All) Ormiston, BEL
Jones, Peter (SF) Erne North, F&O
Jones, Robert D. (UKIP) Portadown, ABC
Jordan, Noel (UKIP) Carrick Castle, MEA

K

Kamble, Vasundhara (All) Castlereagh South, L&C
Kearney, Martin (SDLP) Carnogher, MUL
Keating, Garath (SF) Armagh, ABC
Kee, Julia (UUP) Waterside, D&S
Keenan, Colin (SDLP) Court, BEL
Keenan, Iran (SDLP) Airport, A&N
Keenan, Laura (SF) Ormiston, BEL
Keenan, Nichola (NI21) Newtownards, NDA
Keery, William D. (DUP) Bangor East, NDA
Kells, Nigel (DUP) Antrim, A&N
Kelly, Austin (SDLP) Moyola, MUL
Kelly, Catherine (SF) Omagh, F&O
Kelly, Colly (SF) The Moor, D&S
Kelly, Dan (SF) Sperrin, D&S
Kelly, Neil (All) Antrim, A&N
Kelly, Patsy (SDLP) Sperrin, D&S
Kelly, Robert (Ind) Magherafelt, MUL
Kennedy, Bill (DUP) Causeway, CCG
Kennedy, Colin G.D. (DUP) Newtownards, NDA
Kelso, Ben (UUP) Threemilewater, A&N
Kennedy, Brian (DUP) Ormiston, BEL
Kennedy, Dermot (SF) Lisnasharragh, BEL
Kennedy, Gordon (UUP) Cusher, ABC
Kennedy, Raymond (UUP) Limavady, CCG
Kereviciene, Asta (All) Waterside, D&S
Kerrigan, Thomas (DUP) Derg, D&S
Kimmins, Liz (SF) Newry, NMD
King, Shane (SDLP) Slieve Croob, NMD
King, William (UUP) Bann, CCG
Kingston, Brian (DUP) Court, BEL
Knight-McQuillan, Michelle (DUP) Bann, CCG
Knott, Angela (DUP) Causeway, CCG
Knox, William (TUV) Carrick Castle, MEA
Kontorradvis, Elli (Green) Balmoral, BEL
Kyle, John (PUP) Titanic, BEL

L

Lambe, Finbarr (Ind) Crotlieve, NMD
Larkham, Thomas P. (SDLP) Craigavon, ABC
Larkin, Mickey (SF) Slieve Gullion, NMD
Laverty, Ambrose M. (Ind) The Glens, CCG
Lavery, Jonny (UKIP) Titanic, BEL
Lavery, Peter (All) Lurgan, ABC
Lawther, Alan (All) Airport, A&N
Leathem, William (DUP) Killultagh, L&C
Leddly, Gerard G.A. (Ind) Hollywood, NDA
Leeman, Paul (Con) Ards Peninsula, NDA
Lees, Maureen (DUP) Cookstown, MUL
Legge, Hazel (UUP) Castlereagh East, L&C
Leonard, Patrick (SDLP) Sperrin, D&S
Lennon, Fergal T. (SF) Craigavon, ABC
Leslie, Alan (DUP) Bangor West, NDA
Lewis, Alan (UKIP) Slieve Croob, NMD
Lindsay, Peter (UKIP) Downshire East, L&C
Lismore, Peter G. (SDLP) Hollywood, NDA
Litter, Maureen (SDLP) Lagan River, ABC
Lockhart, Carla (DUP) Lurgan, ABC
Loftus, Roisin (SDLP) Bann, CCG
Logan, Darren W. (PUP) Threemilewater, A&N
Logan, Ingrid (SDLP) Bangor West, NDA
Logan, Robert (All) Larne Lough, MEA

Logue, Anne-Marie (SF) Airport, A&N
Logue, Patricia (SF) The Moor, D&S
Long, Michael (All) Lisnasharragh, BEL
Loughran, John (SF) Oldpark, BEL
Loughran, Kate (SDLP) Slieve Gullion, NMD
Loughrin, Kenny (TUV) Dungannon, MUL
Love, Alan (UKIP) Lisburn North, L&C
Lowry, Joanne (WP) Black Mountain, BEL
Lowry, John T. (WP) Court, BEL
Lowry, Joshua (UUP) Newry, NMD
Lynch, Cathal (SDLP) West Tyrone, F&O
Lynch, Michael (All) Larne Lough, MEA
Lynch, Roisin (SDLP) Antrim, A&N
Lynn, Paddy (WP) Botanic, BEL
Lyons, Gordon (DUP) Coast Road, MEA
Lyons, Walter (UUP) Rowallane, NMD

M

Mac Coitir, PAdraic (Eirigi) Black Mountain, BEL
Mac Giolla Mhin, Caoimhin (SF) Black Mountain, BEL
Macartney, Mary L. (Ind) Bangor Central, NDA
Macauley, Jill (UUP) Slieve Croob, NMD
Mackie, Liam (SF) Lurgan, ABC
Mackin, Uel (DUP) Downshire East, L&C
Magee, JJ (SF) Oldpark, BEL
Magennis, Stephen (SF) Collin, BEL
Magill, Matthew (DUP) Airport, A&N
Maguire, Leanne (SF) Erne West, F&O
Maguire, Marian (SF) Ballymena, MEA
Maguire, Michael (UUP) Glengormley Urban, A&N
Maguire, Noel (SF) Antrim, A&N
Maguire, Paul (SF) Braid, MEA
Maguire, Tommy (SF) Enniskillen, F&O
Mahon, David R. (DUP) Erne North, F&O
Malcolm, Dave (UKIP) Waterside, D&S
Malcolm, Terence H. (DUP) Bangor East, NDA
Mallaghan, Cathal (SF) Cookstown, MUL
Mallon, Ben (DUP) Castlereagh South, L&C
Mallon, Nichola (SDLP) Oldpark, BEL
Malone, James (No desc) Newry, NMD
Manton, Ben (Con) Botanic, BEL
Manwaring, Bill (UUP) Court, BEL
Marshall, Richard (NI21) Ballymena, MEA
Martin, Gareth T. (UUP) Collin, BEL
Martin, Peter J. (DUP) Bangor East, NDA
Martin, Stephen (All) Lisburn North, L&C
Mateer, Tom (TUV) Downshire East, L&C
Matthews, Ben (ATB) Botanic, BEL
Mawhinney, Billy (PUP) Court, BEL
Mawhinney, Trevor (TUV) Threemilewater, A&N
Mayo, Deirdre (SDLP) Torrent, MUL
Mayrs, Colin (All) The Glens, CCG
McAllister, Nuala (All) Castle, BEL
McAleenan, Vincent J.E. (SF) Craigavon, ABC
McAleer, Gabrielle B. (Ind) Omagh, F&O
McAleer, Sharon (SDLP) Clogher Valley, MUL
McAlinden, Declan (SDLP) Craigavon, ABC
McAnespy, Sorcha (SF) Omagh, F&O
McAteer, Declan (SDLP) Crotlieve, NMD
McAteer, Kevin (SDLP) Newry, NMD
McAvoy, Ciaran (All) Slieve Croob, NMD
McBride, Brian A. (Con) Bangor East, NDA
McBride, Rebecca (UKIP) Downshire West, L&C
McCabe, Gerry (SF) Oldpark, BEL
McCaffrey, Brian (SF) Erne East, F&O
McCall, John (TUV) Lisburn North, L&C
McCallion, Elisha (SF) Ballyarnett, D&S
McCammond, Frazer C. (DF) Lagan River, ABC
McCandless, William (UUP) Coleraine, CCG
McCann, Stephen (SF) West Tyrone, F&O
McCarthy, Johnny (ATB) Lisburn North, L&C
McCarthy, Pat (SDLP) Botanic, BEL
McCartney, David A. (DUP) Ballymena, MEA
McCaughey, William (DUP) Braid, MEA
McCaul, Tony (SF) Bendradagh, CCG
McCaw, Christopher (ATB) Coleraine, CCG
McCaw, Jim (PUP) Knockagh, MEA
McClean, Carl C. (UUP) Bangor Central, NDA
McClean, Ciaran (Green) Mid Tyrone, F&O
McClelland, Noreen (SDLP) Glengormley Urban, A&N
McClelland, Stuart (NI21) Lurgan, ABC
McClelland, Tim (DUP) Cusher, ABC
McClintock, Hilary (DUP) Waterside, D&S
McCloskey, Danny (All) Ballyarnett, D&S
McCloy, Hugh (Ind) Magherafelt, MUL
McClurg, Lynn (DUP) Knockagh, MEA
McColgan, Marty (SF) Omagh, F&O
McConaghy, Charlie (All) Bann, CCG
McConvey, Eamonn (SF) Downpatrick, NMD
McConville, Mary (SF) Court, BEL

McCord, Colin (ATB) Lisburn North, L&C
McCord, Elizabeth (ATB) Castlereagh South, L&C
McCorkell, James A. (DUP) Limavady, CCG
McCormack, Colin R. (All) Ards Peninsula, NDA
McCoubrey, Frank (DUP) Court, BEL
McCrea, Jonnie (All) Killultagh, L&C
McCrossan, Michael (SF) Faughan, D&S
McCrum, Junior (DUP) Banbridge, ABC
McCudden, Pat (All) Ballyclare, A&N
McCullough, Wilma (DUP) Crotlieve, NMD
McCusker, Colin (UUP) Lurgan, ABC
McDade, Pat (SDLP) Lurgan, ABC
McDonald, Stewart (TUV) Bannside, MEA
McDonnell, Leah (ATB) Lisnasharragh, BEL
McDonough-Brown, Emmet (All) Botanic, BEL
McDonald, Gerard (SDLP) Black Mountain, BEL
McDonald, Mickey (All) Cookstown, MUL
McDowell, Alan J. (All) Newtownards, NDA
McDowell, Scott (PUP) Ballyclare, A&N
McEldowney, Kate (SF) Carntogher, MUL
McEvoy, Peter G. (SDLP) Newry, NMD
McFalone, Gabhan (SF) Carntogher, MUL
McFarland, Stephen W. (All) Ballymoney, CCG
McFaul, Ken (TUV) Knockagh, MEA
McFlynn, Christine (SDLP) Magherafelt, MUL
McGeough, Jacqui (SF) Lisburn North, L&C
McGeown, Noel F. (SF) Lurgan, ABC
McGimpsey, Chris (UUP) Lisnasharragh, BEL
McGinley, Eric (SF) Foyle, D&S
McGinley, Ronan P. (SF) Torrent, MUL
McGlinchey, Sean (SF) Bendradagh, CCG
McGrath, Bernard E. (SDLP) Mid Tyrone, F&O
McGrath, Colin (SDLP) Downpatrick, NMD
McGrath, Julian (All) Dunsilly, A&N
McGreevy, Connaire T. (SDLP) Crotlieve, NMD
McGuigan, Brian (SF) Carntogher, MUL
McGuigan, Philip (SF) Ballymoney, CCG
McGuigan, Sean (SF) Clogher Valley, MUL
McGuire, Kieran (SF) Derg, D&S
McHugh, Maoliosa (SF) Derg, D&S
McHugh, Ruairi (SF) Derg, D&S
McIlhagga, Jamise (TUV) Ballymoney, CCG
McIlwrath, Lavelle (DUP) Slieve Gullion, NMD
McIlveen, Stephen H. (DUP) Newtownards, NDA
McIntyre, Aaron (All) Downshire East, L&C
McIntyre, Jim (SDLP) Derg, D&S
McKee, Gareth I. (DUP) Oldpark, BEL
McKee, Harold (UUP) Slieve Croob, NMD
McKee, William J.P. (NI21) Bangor East, NDA
McKeegan, Ronnie (UUP) Faughan, D&S
McKeen, Gregg (DUP) Larne Lough, MEA
McKeever, Jim (SDLP) Faughan, D&S
McKendry, William W. (Con) Newtownards, NDA
McKenna, Gemma C. (SF) Portadown, ABC
McKenzie, Tina (ATB) Balmoral, BEL
McKeown, James (SF) Coast Road, MEA
McKeown, Joanne (SDLP) The Glens, CCG
McKerrow, James H. (UUP) Hollywood, NDA
McKeown, Tom (UUP) Ballymoney, CCG
McKillop, Margaret A. (SDLP) The Glens, CCG
McKillop, Sharon (TUV) Causeway, CCG
McKinney, Derek I. (UUP) Moyola, MUL
McKinty, Mark R. (UUP) Larne Lough, MEA
McLean, Alan (DUP) Ballymoney, CCG
McLean, Paul (DUP) Magherafelt, MUL
McMahon, Brian (SF) Sperrin, D&S
McMaster, David (Ind) Ballyclare, A&N
McMenamin, Eugene A. (Ind) Sperrin, D&S
McMillan, Michael A. (SDLP) Ormiston, BEL
McMorris, Niree (DUP) Waterside, D&S
McMullan, Ross (All) Ormiston, BEL
McMullen, David M. (TUV) Newtownards, NDA
McMurray, James (Grn) Lisburn South, L&C
McNally, Barry K. (SF) Mid Tyrone, F&O
McNally, Darren (SF) Armagh, ABC
McNally, Kevin A. (WP) Titanic, BEL
McNamee, John F. (SF) Cookstown, MUL
McNamee, Laura (All) Ormiston, BEL
McNeil, Eamon (SDLP) Portadown, ABC
McNeill, William (UUP) Bannside, MEA
McNickle, Neil (ATB) Downshire West, L&C
McPeake, Roy (UUP) Braid, MEA
McPeake, Sean (SF) Carntogher, MUL
McPherson, Robert (UUP) Causeway, CCG
McPhillips, Richie (SDLP) Erne East, F&O
McQuade, William (PUP) Castle, BEL
McQuaid, Sheila M. (All) Banbridge, ABC
McReynolds, Peter (All) Oldpark, BEL
McShane, Cara (SF) The Glens, CCG
McShane, Padraig P. (Ind) The Glens, CCG
McVeigh, Jim (SF) Court, BEL

McWilliam, Vera (UUP) Ballyclare, A&N
McWilliams, Terry (DUP) Portadown, ABC
Meehan, Bridget (SF) Waterside, D&S
Meehan, Paddy (Soc) Botanic, BEL
Mellon, Patrick (Ind) The Moor, D&S
Menagh, James (Ind) Newtownards, NDA
Mercer, Olive (UUP) Lagan River, ABC
Michael, Paul (UUP) Airport, A&N
Middleton, Gary (DUP) Faughan, D&S
Millar, Lindsay (UUP) Knockagh, MEA
Millar, Walter E. (TUV) Cookstown, MUL
Miller, Jonny (TUV) Downshire West, L&C
Mitchell, Ross A. (DUP) Magherafelt, MUL
Mitchell, Tim (UUP) Lisburn South, L&C
Mitchell, William (UUP) Crotlieve, NMD
Moffatt, Phil (DUP) Bannside, MEA
Molloy, Dominic J. (SF) Dungannon, MUL
Moore, Yvonne (DUP) Downpatrick, NMD
Monteith, Barry (Ind) Dungannon, MUL
Montgomery, William J. (UKIP) Bangor Central, NDA
Moore, Andrew (TUV) Lisburn South, L&C
Moore, Robert (Ind) Ballyclare, A&N
Moore, Steven P. (BNP) Coast Road, MEA
Moutray, Philip (DUP) Lurgan, ABC
Morrison, Matthew (ATB) Slieve Croob, NMD
Morrison, Samuel (TUV) Lagan River, ABC
Morrow, Duncan (All) Botanic, BEL
Morrow, Maureen (UUP) Coast Road, MEA
Morrow, Tim (All) Castlereagh East, L&C
Muir, Andrew D. (All) Hollywood, NDA
Mulgrew, Roisin (SF) Slieve Gullion, NMD
Mulholland, Angela (SDLP) Ballymoney, CCG
Mulholland, Kieran J. (SF) The Glens, CCG
Mullaghan, Cathal (SDLP) Castle, BEL
Mullaghan, Dominic (SDLP) Macedon, A&N
Mullan, Gerry (SDLP) Limavady, CCG
Mullan, Kate (SDLP) Lisnasharragh, BEL
Mullen, Denise M. (SDLP) Dungannon, MUL
Mulligan, Kate (SF) Erne East, F&O
Mulligan, Robert (UUP) Clogher Valley, MUL
Mulvenna, Geraldine (All) Coast Road, MEA
Murnin, Mark (SDLP) Slieve Croob, NMD
Murray, Adam (ATB) Castlereagh South, L&C

N

Neeson, Barbara (ATB) Balmoral, BEL
Nelson, Joe (SDLP) Lurgan, ABC
Nelson, Sam (All) Glengormley Urban, A&N
Nelson, Vikki (DUP) Castlereagh South, L&C
Newton, Adam (DUP) Titanic, BEL
Niblock, Ben (SDLP) Magherafelt, MUL
Niblock, Drew (DUP) Coast Road, MEA
Nicholl, Dermot (SF) Bendradagh, CCG
Nicholl, Kate S. (All) Hollywood, NDA
Nicholl, Richard (UKIP) Limavady, CCG
Nicholl, Stephen (UUP) Ballymena, MEA
Nicholl, Tommy (DUP) Bannside, MEA
Nicholson, Sam (UUP) Armagh, ABC
Norris, Gavin (All) Carrick Castle, MEA

O

O'Callaghan, William D.F. (Con) Hollywood, NDA
O'Coiffaigh, Donal (FAF) Enniskillen, F&O
O'Connor, Colm (SDLP) Ballyarnett, D&S
O'Connor, Danny (Ind) Coast Road, MEA
O'Connor, Tommy (SF) Craigavon, ABC
O'Donnell, Feargal (Ind) Torrent, MUL
O'Donoghail, Niall (SF) Titanic, BEL
O'Gribin, Pol (SF) Slieve Croob, NMD
O'Hagan, Barney (SF) Foyle, D&S
O'Hanlon, Thomas (SDLP) Armagh, ABC
O'Hara, Catherine (SDLP) Braid, MEA
O'Hara, Charlene (SF) Collin, BEL
O'Kane, Charley (Ind) Ballymoney, CCG
O'Loan, Declan (SDLP) Ballymena, MEA
O'Muilleroir, Mairtin (SF) Balmoral, BEL
O'Muir, Barra (SF) Slieve Gullion, NMD
O'Neill, Caoimhe (SF) Moyola, MUL
O'Neill, Joe (SF) Torrent, MUL
O'Neill, Sian (All) Antrim, A&N
O'Reilly, Darren P. (Ind) Foyle, D&S
O'Reilly, Gerry (SF) Glengormley Urban, A&N
O'Reilly, Thomas (SF) Erne East, F&O
Ochal-Molenda, Anna (SDLP) Lurgan, ABC
Ogilby, William (UKIP) Coleraine, CCG
Oliver, Robert (TUV) Derg, D&S
Olurunda, Jayne (ATB) Ormiston, BEL
Orr, Jonny (Ind) Lisburn North, L&C
Oswald, John M. (DUP) Comber, NDA

P

Palmer, Jenny (DUP) Lisburn North, L&C
Palmer, John (DUP) Downshire West, L&C
Parke, Adrian (UKIP) Causeway, CCG
Parkhill, William (PUP) Braid, MEA
Parkinson, Fred (UKIP) Erne East, F&O
Patterson, Barry (No desc) Knockagh, MEA
Patterson, Desmond (UUP) Slieve Croob, NMD
Patterson, Lydia (DUP) Castle, BEL
Patterson, Ruth (DUP) Botanic, BEL
Peacock, Leanne (SF) Ballymoney, CCG
Poets, Luke (DUP) Downshire East, L&C
Porter, Paul (DUP) Lisburn South, L&C
Preen, Colin (DUP) Downshire West, L&C

Q

Quigg, Cyril (TUV) The Glens, CCG
Quigley, Dermot D. (Ind) Ballyarnett, D&S
Quigley, Rodney (Ind) Ballymena, MEA
Quigley, Stephanie (SDLP) Coleraine, CCG
Quinn, Brian (SDLP) Slieve Croob, NMD
Quinn, Conor (SDLP) Lisburn South, L&C
Quinn, Malachy (SDLP) Torrent, MUL
Quinn, Mary K. (SF) Killultagh, L&C
Quinn, Tony (SDLP) Cookstown, MUL

R

Rainey, Allan (UUP) West Tyrone, F&O
Ramsey, David (DUP) Waterside, D&S
Rankin, Paul D. (DUP) LAgan River, ABC
Rea, Mervyn (UUP) Airport, A&N
Redpath, Alexander (UUP) Downshire West, L&C
Reid, Eugene (SDLP) Ballymena, MEA
Reid, Ian (Con) Ormiston, BEL
Reid, Kenneth D. (UUP) Torrent, MUL
Reid, Paul (DUP) Larne Lough, MEA
Reilly, Henry (UKIP) Slieve Croob, NMD
Reilly, Martin (SDLP) Waterside, D&S
Reynolds, Lee (DUP) Oldpark, BEL
Rice, Geraldine (All) Castlereagh South, L&C
Rice, Simon (PUP) Balmoral, BEL
Ritchie, Drew (UUP) Antrim, A&E
Roberts, Paul A. (Grn) Bangor West, NDA
Robinson, Alan (DUP) Limavady, CCG
Robinson, Evelyne (DUP) The Glens, CCG
Robinson, Gavin (DUP) Titanic, BEL
Robinson, Luke (Grn) Downshire West, L&C
Robinson, Noelle A. (Grn) Bangor Central, NDA
Robinson, Paul (DUP) Erne East, F&O
Robinson, Victor (DUP) Macedon, A&E
Robinson, Wills (DUP) Clogher Valley, MUL
Rodgers, Jim (UUP) Ormiston, BEL
Rogers, Patricia (SDLP) Enniskillen, F&O
Rollston, Joy (UUP) Armagh ABC
Ross, Stephen (DUP) Threemilewater, A&E
Ruane, Mickey (SF) Crotlieve, NMD

S

Sandford, Tommy (DUP) Lisnasharragh, BEL
Savage, Kevin J. (SF) Banbridge, ABC
Scott, Edgar (DUP) Bendradagh, CCG
Scott, John (UUP) Macedon, A&E

Scott, Matthew (DUP) Larne Lough, MEA
Seeley, Catherine (SF) Lurgan, ABC
Shanks, Ian (PUP) Ormiston, BEL
Sharvin, Gareth (SDLP) Downpatrick, NMD
Shaw, Jackie (PUP) Threemilewater, A&E
Shields, Rosemarie (SDLP) Mid Tyrone, F&O
Shiels, George C. (UUP) Magherafelt, MUL
Shiels, James (DUP) Carntogher, MUL
Simpson, James (Con) Ballymoney, CCG
Sinclair, Paul (All) Knockagh, MEA
Skillen, Sharon (DUP) Castlereagh East, L&C
Smart, Richard J. (UUP) Newtownards, NDA
Smith, Marion (UUP) Bangor West, NDA
Smith, Philip G. (UUP) Comber, NDA
Smith, Robert W. (DUP) Craigavon, ABC
Smith, Thomas J. (DUP) Bangor East, NDA
Smyth, Chris (UUP) Omagh, F&O
Smyth, Helen (PUP) Lisnasharragh, BEL
Smyth, John (DUP) Antirn, A&N
Smyth, Sharon (DUP) Derg, D&S
Somerville, Neil (UUP) Clogher Valley, MUL
Speight, Laurence (Green) Enniskillen, F&O
Spence, Guy J. (DUP) Castle, BEL
Spence, Kyle T. (NI21) Portadown, ABC
Speers, Jim (UUP) Cushier, ABC
Spratt, Lynda (DUP) Castlereagh East, L&C
Stalford, Christopher D.M. (DUP) Balmoral, ABC
Stevenson, Brenda (SDLP) Faughan, D&S
Stevenson, Ian R. (DUP) Ballymoney, CCG
Stevenson, John (PUP) Portadown, ABC
Stewart, John R. (UUP) Carrick Castle, MEA
Stewart, Liam (SDLP) Sperrin, D&S
Stewart, Noel (TUV) Carntogher, MUL
Stewart, Robert J. (DUP) Knockagh, MEA
Stirling, Thomas (TUV) Causeway, CCG
Stokes, Gary J. (SDLP) Newry, NMD
Straney, Alistair (ATB) Rowallane, NMD
Strutt, Joseph E. (TUV) Bangor East, NDA
Su, Hannah (All) Dungannon, MUL
Sugden, Claire (Ind) Coleraine, CCG
Suttie, Ewan (PUP) Botanic, BEL
Swan, Alex (UUP) Downshire East, L&C
Swann, Roderick (UUP) Dunsilly, A&N
Swift, Bernice (Ind) Erne West, F&O
Symington, David K. (Con) Bangor Central, NDA

T

Taylor, David S. (UUP) Slieve Gullion, NMD
Thompson, Brian (UUP) Braid, MEA
Thompson, Colum (SF) The Glens, CCG
Thompson, Drew (DUP) Waterside, D&S
Thompson, Edward B. (DUP) Ards Peninsula, NDA
Thompson, Elaine (DUP) West Tyrone, F&O
Thompson, Errol I. (DUP) Omagh, F&O
Thompson, Kyle (UKIP) Waterside, D&S
Thompson, Laurance G.D. (All) Bangor West, NDA
Thompson, Naomi (DUP) Court, BEL
Thompson, Roy (DUP) Airport, A&N
Thornton, Howard (UUP) Enniskillen, F&O
Tierney, Brian (SDLP) Ballyarnett, D&S
Timson, David J. (Con) Balmoral, BEL
Tinnelly, Jarlath J. (Ind) Crotlieve, NMD
Tinsley, James (DUP) Killultagh, L&C
Tinsley, Margaret (DUP) Craigavon, ABC
Toan, Harry (TUV) Titanic, BEL
Tolerton, Margaret (DUP) Lisburn North, L&C

Toman, Nuala (SF) Castlereagh South, L&C
Toms, Patrick J. (All) Bangor East, NDA
Torrens, Alison (Ind) Causeway, CCG
Totten, Darren O. (SF) Magherafelt, MUL
Turtle, Nicola (SDLP) Lisburn North, L&C
Twyble, James K. (UUP) Craigavon, ABC

V

Valente, Chris (ATB) Black Mountain, BEL
Varsani, Dee (SF) Dungannon, MUL
Verner, Nicola (DUP) Court, BEL
Vitty, Denny (DUP) Ormiston, BEL

W

Wady, Nick (Ind) Carrick Castle, MEA
Waide, Sean (SF) Larne Lough, MEA
Wales, Audrey (DUP) Ballymena, MEA
Wales, Chris (DUP) Braid, MEA
Walker, Billy (DUP) Rowallane, NMD
Walker, Dineen (DUP) Macedon, A&N
Walker, Gavin (All) Bangor East, NDA
Walker, Rhoda (DUP) Lisburn South, L&C
Wallace, Jonathan (DUP) Ballymoney, CCG
Wallace, Louise S.A. (DUP) Ards Peninsula, NDA
Ward, Diarmuid (SF) Sperrin, D&S
Warrington, Victor (UUP) Erne East, F&O
Watt, Adam (UKIP) Armagh, ABC
Watton, Russell (PUP) Coleraine, CCG
Webb, Andrew (All) Ormiston, BEL
Webb, Billy (All) Macedon, A&N
Weir, Gemma (WP) Castle, BEL
Whinnery, Laura (SDLP) Collin, BEL
White, Gerard P. (SF) Armagh, ABC
White, Sam (DUP) Titanic, BEL
White, Susan (No desc) West Tyrone, F&O
Wilkinson, Ken (PUP) Macedon, A&N
Williams, Noel (All) Knockagh, MEA
Wilson, Andrew (UUP) Knockagh, MEA
Wilson, Andrew P. (UUP) Larne Lough, MEA
Wilson, Bert (UUP) Mid Tyrone, F&O
Wilson, Darryl (UUP) Ballymoney, CCG
Wilson, Gareth (DUP) Cushier, ABC
Wilson, Glenn (ATB) Downshire East, L&C
Wilson, Ian M. (DUP) Banbridge, ABC
Wilson, Martin (SDLP) Coast Road, MEA
Wilson, Ruth (TUV) Coast Road, MEA
Wilson, Ryan (SDLP) Dunsilly, A&N
Wilson, Scott (All) Bangor West, NDA
Wilson, Sandra (Ind) Castlereagh East, L&C
Wilson, Trevor J. (UUP) Cookstown, MUL
Woods, Marc (UUP) Lagan River, ABC
Wray, Pete (ATB) Lisnasharragh, BEL
Wright, Andrew (UUP) Bannside, MEA
Young, George (NI21) Antrim, A&N
Young, Roy (DUP) Downshire East, L&C

Z

Zahid, Mohammad (All) Armagh, ABC